

Colorado Judicial Branch Annual Statistical Report Fiscal Year 2021



Table of Contents

Chief Justice Introduction

Foreward.....	i
Colorado Judicial Districts Map	ii
Organizational Chart.....	iii

I. Supreme Court

List of Supreme Court Justices.....	1
Supreme Court Narrative	2
Table 1: Supreme Court Caseload, FYs 1979 to 2021.....	3
Table 2: Distribution of Case Filings in the Supreme Court FYs 1992 to 2021.....	4
Table 3: Distribution by Type of Case Filed in the Supreme Court, FY End 2021.....	5
Table 4: Distribution of Case Terminations, FYs 1978 to 2021	6
Table 5: Supreme Court Written Opinions, FYs 2006 to 2021	7
Table 6: Distribution of Supreme Court Cases at Issue, End of FY 2021.....	8
Table 7: Distribution of Supreme Court Cases Not at Issue, End of FY 2021.....	8

II. Court of Appeals

List of Court of Appeals Judges.....	9
Court of Appeals Narrative.....	10
Table 8: Colorado Court of Appeals New Filings by Case Type FY 2021	11
Chart A: Colorado Court of Appeals New Filings by Case Type FY 2021.....	11
Table 9: Colorado Court of Appeals Dispositions FY 2021	12
Chart B: Colorado Court of Appeals Dispositions FY 2021	12
Table 10: Colorado Court of Appeals Pending Caseload FY 2021.....	13
Chart C: Colorado Court of Appeals Pending Caseload FY 2021.....	13
Table 11: Colorado Court of Appeals Pending Docket FY 2021.....	14

Table of Contents

III. District Court

List of District Court Judges	15
List of Court Executives	16
District Court Narrative.....	17
Chart 1 and 2: District Court Case Filings: Proportion of Cases by Class, Ten Year Comparison FY 2012 and FY 2021.....	18
Table 12: District Court Filings, Terminations and Percent Change for FY 2020 and FY 2021.....	19
Table 12 Chart: New Case Filings by Case Class FY 2020 Versus FY 2021	20
Table 13: District Court Caseload FY 2012 to FY 2021	21
Table 13 Chart: District Court New Cases Filed FY 2012 through FY 2021.....	22
Table 14: District Court New Filings, Terminations and Percent Change by Judicial District FY 2020 and FY 2021	23
Table 14 Chart: District Court New Case Filings by Judicial District Comparison FY 2020 and FY 2021..	24
Table 15: District Court Filings and Terminations.....	25-27
Table 16: Number of Court and Jury Trials Held in District Court	28-29
Table 16 Chart: Number of Court and Jury Trials Held in District Court Comparison FY2020 and FY2021	30
Table 17: District Court Civil Filings by Case Type FY 2021.....	31-54
Table 18: District Court Criminal Filings by Case Type FY 2021.....	55-63
Table 19: DUI-Felony Filings by District FY 2016 to FY 2021.....	64
Table 19 Chart: DUI-Felony Filings by District FY 2016 through 2021.....	65
Table 20: District Court Domestic Relations Filings by Case Type FY 2021	66-68
Table 21: District Court Juvenile Filings by Case Type FY 2021.....	69-77
Table 22: District Court Juvenile Delinquency Filings by Case Type FY 2021	78-89
Table 23: District Court Mental Health Filings by Case Type FY 2021.....	90-95
Table 24: District Court Probate Filings by Case Type FY 2021	96-104

IV. County Court

List of County Court Judges.....	105
County Court Narrative.....	106

Table of Contents

Chart 3 and 4: County Court Filings - Proportion of Cases by Class, Ten Year Comparison FY 2012 and FY 2021	107
Table 25: County Court Filings, Terminations and Percent Change for FY 2020 and FY 2021	108
Table 25 Chart: FY 2020 Versus FY 2021	109
Table 26: County Court Caseload FY 2012 to FY 2021	110
Table 26 Chart: County Court New Case Filings FY 2012 through FY 2021	111
Table 27: County Court Filings, Terminations and Percent Change by Judicial District	112
Table 27 Chart: County Court New Case Filings by Judicial District Comparison FY 2020 and FY 2021	113
Table 28: County Court Filings and Terminations by Case Class FY 2021	114-116
Table 29: Court and Jury Trials for County Court FY 2021	117-119
Table 29 Chart: Number of Court and Jury Trials Held in County Court FY 2021	120
Table 30: County Court DUI/DWAI Filings by District FY 2012 to FY 2021	121
Table 30 Chart: DUI/DWAI New Filings FY 2012 to FY 2021	122
Table 31: County Court Civil Filings by Case Type FY 2021	123-125
Table 32: County Court Misdemeanor Filings by Case Type FY 2021	126-137
Table 33: County Court Small Claims Filings by Case Type FY 2021	138-140
Table 34: County Court Traffic Filings by Case Type FY 2021	141-143

V. Water Court

List of Water Court Judges	144
Water Court Narrative	145
Table 35: Filings, Claims and Percent Change by Water Division for FY 2020 and FY 2021	146

VI. Office of Dispute Resolution

Office of Dispute Resolution Narrative	147-148
Table 36: ADR Services Provided by Case Type and Disposition Percentage, FY 2021	149
Table 37: ADR Services Provided by District and Case Type, FY 2021	150
Table 38: Mediation Services Provided by District and Case Type, FY 2021	151

Table of Contents

VII. Office of Language Access

Office of Language Access Narrative	152
Table 39: Number of Events Requiring Language Access by Language	153-154

VIII. Financial Information

Budget/Financial Narrative	155
Chart D: FY 2021 Total State Appropriation:	156
Chart E: FY 2021 Judicial Appropriation by Agency	156
Chart F: FY 2021 Judicial Appropriation Major Cost Category	157
Chart G: FY 2021 Judicial Appropriation Major Function	157
Collections Narrative	158
Table 40: Collections and Revenue	159-160
Chart H: Restitutions Collections	161
Chart I: Restitution Assessments and Totals Collected to Date	162-176
Chart J: Restitution Interest Collections	177

IX. Colorado Probation

List of Chief Probation Officers	178
Probation Overview Narrative	179
Chart 5: Probation Active Population on June 30th, Ten Year Comparison	179
Table 41: Grand Totals – Probation Adult Regular, Private, Juvenile Regular, Intensive Programs, Monitoring and Investigations FY 2020 and FY 2021	180
Chart 6: Probation Active Population on June 30th FY 2020 compared to FY 2021	181
Table 42: Colorado Adult Probation State Regular and Private Combined Successful/Unsuccessful Terminations FY 2021	182

Table of Contents

Adult State Regular Probation

Narrative	183
Chart 7: New Adult Probationers by Gender-Ten Year Comparison	184
Chart 8: New Adult Probationers by Offense Type-Ten Year Comparison	184
Chart 9: New Adult Probationers by Age-Ten Year Comparison	185
Chart 10: New Adult Probationers by Ethnicity-Ten Year Comparison	185
Table 43: Adult Regular Probation: FY 2021 Investigations:	186
Table 44: Adult Regular Probation: FY 2021 New Clients by Offense Type	187
Table 45: Adult Regular Probation: FY 2021 New Clients by Court of Origin	188
Table 46: Adult Regular Probation: FY 2021 New Clients by Supervision Type	189
Table 47: Adult Regular Probation: FY 2021 New Clients by Gender	190
Table 48: Adult Regular Probation: FY 2021 New Clients by Age	191
Table 49: Adult Regular Probation: FY 2021 New Clients by Ethnic Group	192
Table 50: Adult Regular Probation: FY 2021 Successful/Unsuccessful Terminations	193
Table 51: Adult Regular Probation: FY 2021 All Probation Supervision Closure Types	194
Table 52: Adult Regular Probation: FY 2021 Type of Revocation	195
Table 53: Adult Regular Probation: FY 2021 Length of Stay	196
Table 54: Adult Regular Probation: FY 2021 State Adult Regular and Private Probation Active Clients on June 30, 2021	197
Table 55: Adult Regular Probation: FY 2021 Active Client Risk Levels on June 30, 2021	198
Table 56: Adult Regular Probation: FY 2021 Regular Adult, Domestic Violence and Sex Offender Client Risk Levels on June 30, 2021	199
Table 57: Adult Regular Probation: FY 2021 Problem Solving Court, Mental Health and Economic Crime Caseloads Client Risk Levels on June 30, 2021	200

Private Probation

Narrative	201
Table 58: Private Probation: FY 2021 New Clients by Supervision Type	202
Table 59: Private Probation: FY 2021 New Clients by Gender	203
Table 60: Private Probation: FY 2021 New Clients by Age	204

Table of Contents

Table 61: Private Probation: FY 2021 New Clients by Ethnic Group	205
Table 62: Private Probation: FY 2021 Successful/Unsuccessful Terminations	206
Table 63: Private Probation: FY 2021 All Closure Types	207
Table 64: Private Probation: FY 2021 Type of Revocation	208
Table 65: Private Probation: FY 2021 Length of Stay	209
Table 66: Private Probation: FY 2021 Active Client Risk Levels on June 30, 2021	210

Juvenile Regular Probation

Narrative	211
Chart 11: New Juvenile Regular Probationers by Gender-Ten Year Comparison	212
Chart 12: New Juvenile Regular Probationers by Offense Type –Ten Year Comparison	212
Chart 13: New Juvenile Regular Probationers by Age-Ten Year Comparison	213
Chart 14: New Juvenile Regular Probationers by Ethnicity – Ten Year Comparison	213
Table 67: Juvenile Regular Probation: FY 2021 Investigations	214
Table 68: Juvenile Regular Probation: FY 2021 New Clients by Offense Type	215
Table 69: Juvenile Regular Probation: FY 2021 New Clients by Supervision Type	216
Table 70: Juvenile Regular Probation: FY 2021 New Clients by Gender	217
Table 71: Juvenile Regular Probation: FY 2021 New Clients by Age	218
Table 72: Juvenile Regular Probation: FY 2021 New Clients by Ethnic Group	219
Table 73: Juvenile Regular Probation: FY 2021 Successful/Unsuccessful Terminations	220
Table 74: Juvenile Regular Probation: FY 2021 All Probation Supervision Closure Types	221
Table 75: Juvenile Regular Probation: FY 2021 Type of Revocation	222
Table 76: Juvenile Regular Probation: FY 2021 Length of Stay	223
Table 77: Juvenile Regular Probation: FY 2021 Active Client Risk Levels on June 30, 2021	224
Table 78: Juvenile Regular Probation: FY 2021 Active Regular Juvenile and Juveniles Who Have Committed Sexual Offenses Client Risk Levels on June 30, 2021	225
Table 79: Juvenile Regular Probation: FY 2021 Active Problem-Solving Court and Mental Disorder Client Risk Levels on June 30, 2021.....	226

Table of Contents

Intensive Probation Programs:

Narrative	227
Chart 15: Probation intensive Program Active Population as of June 30-Ten Year Comparison	227

LS-Adult Intensive Supervision Probation (LSIP):

Narrative	228
Table 80: FY 2021 LS-Adult Intensive Supervision (LSIP) New Clients by Order Type	229
Table 81: FY 2021 LS-Adult Intensive Supervision (LSIP) Successful/Unsuccessful Terminations	230
Table 82: FY 2021 LS-Adult Intensive Supervision (LSIP) Discharges	231
Table 83: FY 2021 LS-Adult Intensive Supervision (LSIP) Type of Revocation	232

CC-Adult Intensive Supervision Probation (CCIP)

Narrative	233
Table 84: FY 2021 CC-Adult Intensive Supervision (CCIP) New Clients by Order Type	234
Table 85: FY 2021 CC-Adult Intensive Supervision (CCIP) Successful/Unsuccessful Terminations	235
Table 86: FY 2021 CC-Adult Intensive Supervision (CCIP) Discharges	236
Table 87: FY 2021 CC-Adult Intensive Supervision (CCIP) Type of Revocation	237

Sex Offender Intensive Supervision Probation (SOISP):

Narrative	238
Table 88: FY 2021 Sex Offender Intensive Supervision (SOISP) New Clients by Order Type	239
Table 89: FY 2021 Sex Offender Intensive Supervision (SOISP) Successful/Unsuccessful Terminations	240
Table 90: FY 2021 Sex Offender Intensive Supervision (SOISP) Discharges	241
Table 91: FY 2021 Sex Offender Intensive Supervision (SOISP) Type of Revocation	242

Juvenile Intensive Supervision Probation (JISP):

Narrative	243
Table 92: FY 2021 Juvenile Intensive Supervision (JISP) New Clients by Order Type	244

Table of Contents

Table 93: FY 2021 Juvenile Intensive Supervision (JISP) Successful/Unsuccessful Terminations	245
Table 94 FY 2021 Juvenile Intensive Supervision (JISP) Discharges	246
Table 95: FY 2021 Juvenile Intensive Supervision (JISP) Type of Revocation	247

Intensive Programs Summary:

Table 96: FY 2021 Intensive Programs Transition to Regular Probation	248
Table 97: FY 2021 Intensive Programs Active Client Summary on June 30, 2021	249

Victim Services:

Narrative	250
Table 98: Summary of Victim Services FY 2017 to FY 2021	251
Table 99: FY 2021 Victims Services Notifications	252
Table 100: FY2021 Victim Services Notification of Critical Probation Events	253

Alcohol and Drug Driving Safety Programs (ADDS):

Narrative	254
Table 101: ADDS: FY 2021 New State DUI/DWAI Monitored Clients	255
Table 102: ADDS: FY 2021 New State DUI/DWAI Monitored Clients by Gender	256
Table 103: ADDS: FY 2021 New State DUI/DWAI Monitored Clients by Ethnic Group	257
Table 104: ADDS: FY 2021 New State DUI/DWAI Monitored Clients by Age	258
Table 105: ADDS: FY 2021 State DUI/DWAI Monitored State Successful/Unsuccessful Terminations	259
Table 106: ADDS: FY 2021 State DUI/DWAI Monitored Clients Closure Types	260
Table 107: ADDS: FY 2021 State DUI/DWAI Monitored Clients Type of Revocation	261
Table 108: ADDS: FY 2021 State DUI/DWAI Monitored Clients Length of Stay	262
Table 109: ADDS: FY 2021 Total Active State DUI/DWAI Monitored Clients on June 30, 2021	263

X. Glossary of Terms

Probation:	264-266
Supreme Court:	267-268

Table of Contents

Trial Courts:	269-293
----------------------------	----------------

Colorado Supreme Court

Brian D. Boatright
Chief Justice

I am pleased to present the Judicial Department's annual statistical report, providing data on probation programs and the numbers and types of cases filed and resolved in Colorado's courts during the fiscal year that ended June 30, 2021.

This year's report shows a continuation of the impacts of a global pandemic. Typically, we can rely on the statistics in the annual report to determine filing trends, the impacts of legislation, and the judicial officer and staffing workload in each judicial district. This year, however, the annual report is notable in what it does *not* show.

The statistics in this report undoubtedly are not reflective of our workload over the past year. Our ability to process cases and manage our dockets has been strained by the COVID pandemic. Cases are taking longer to resolve, requiring more work from our judicial officers and staff. And the proceedings, both in person and virtual, are less efficient than prior to the pandemic. Even with the relaxation of some of the most restrictive COVID safety measures, it still takes much more time to safely move individuals through the courthouse, communicate during proceedings, and assemble juries. Virtual proceedings have many benefits for the parties, attorneys, and jails and sheriff's offices. But for the courts, virtual proceedings are more time-consuming and are entirely reliant on every participant's technological aptitude and resources. Virtual proceedings are here to stay, but the workload impacts are real and not reflected in this report.

COVID required the courts to operate, for a period, on an emergency basis and halt many in-person proceedings. Combined with the reduced efficiency of proceedings during the pandemic, this resulted in a large backlog affecting many case types. I have repeatedly highlighted the backlog of criminal jury trials and the constitutional and statutory provisions that make resolving those cases our highest priority. But with that unprecedented backlog of criminal jury trials, civil cases are not being resolved as quickly as they used to. Due to state and federal action, evictions were effectively on hold for nearly a year and a half. With the expiration of state and federal restrictions on evictions, we don't know the number of eviction filings that will hit our system in the coming months.

All this to say, the Department's annual report provides important information in these uncertain times, but I caution anyone from making conclusions about filing trends and the Department's workload without factoring in the broader systemic impacts of the COVID pandemic.

Foreword

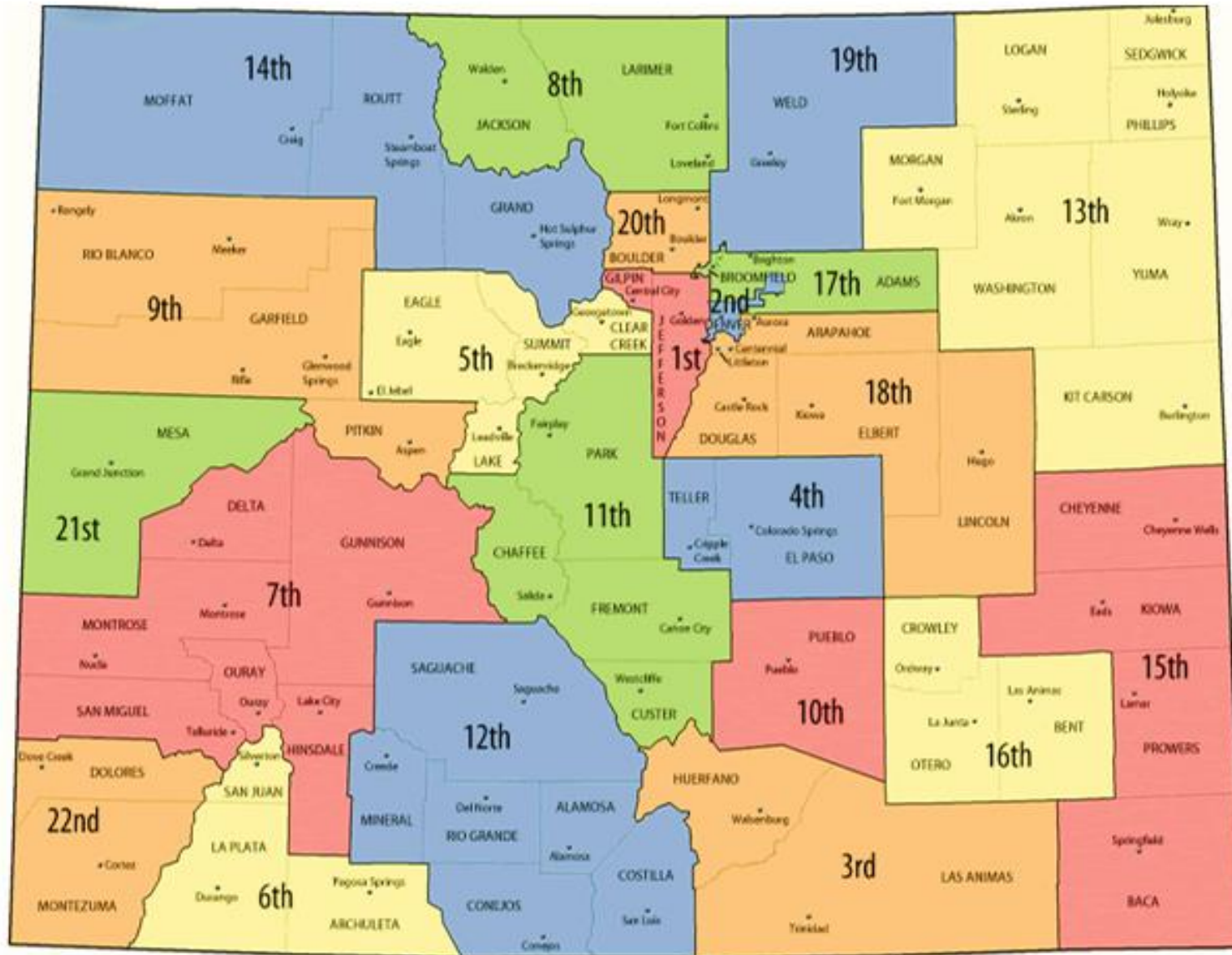
The Colorado Judicial Branch joins the Legislative and Executive branches to form the government of the State of Colorado. The Judicial Branch is charged with two responsibilities: resolving disputes and supervising offenders on probation.

The Colorado Judicial Department Annual Statistical Report for Fiscal Year 2021 provides information about the Colorado state courts. Profiled in this report are caseload statistics for the Colorado Supreme Court, Court of Appeals, District Courts, County Courts, Water Courts, as well as summarized financial information for the Judicial Department.

All references in this report reflect data gathered for Fiscal Year 2021 (July 1, 2020 through June 30, 2021), unless otherwise specified. This report is also available electronically by accessing the Colorado Judicial Department's Web site by clicking the following link [Annual Statistical Report](https://www.courts.state.co.us/Administration/Unit.cfm?Unit=annrep) or entering the following address in your web browser.
(<https://www.courts.state.co.us/Administration/Unit.cfm?Unit=annrep>).

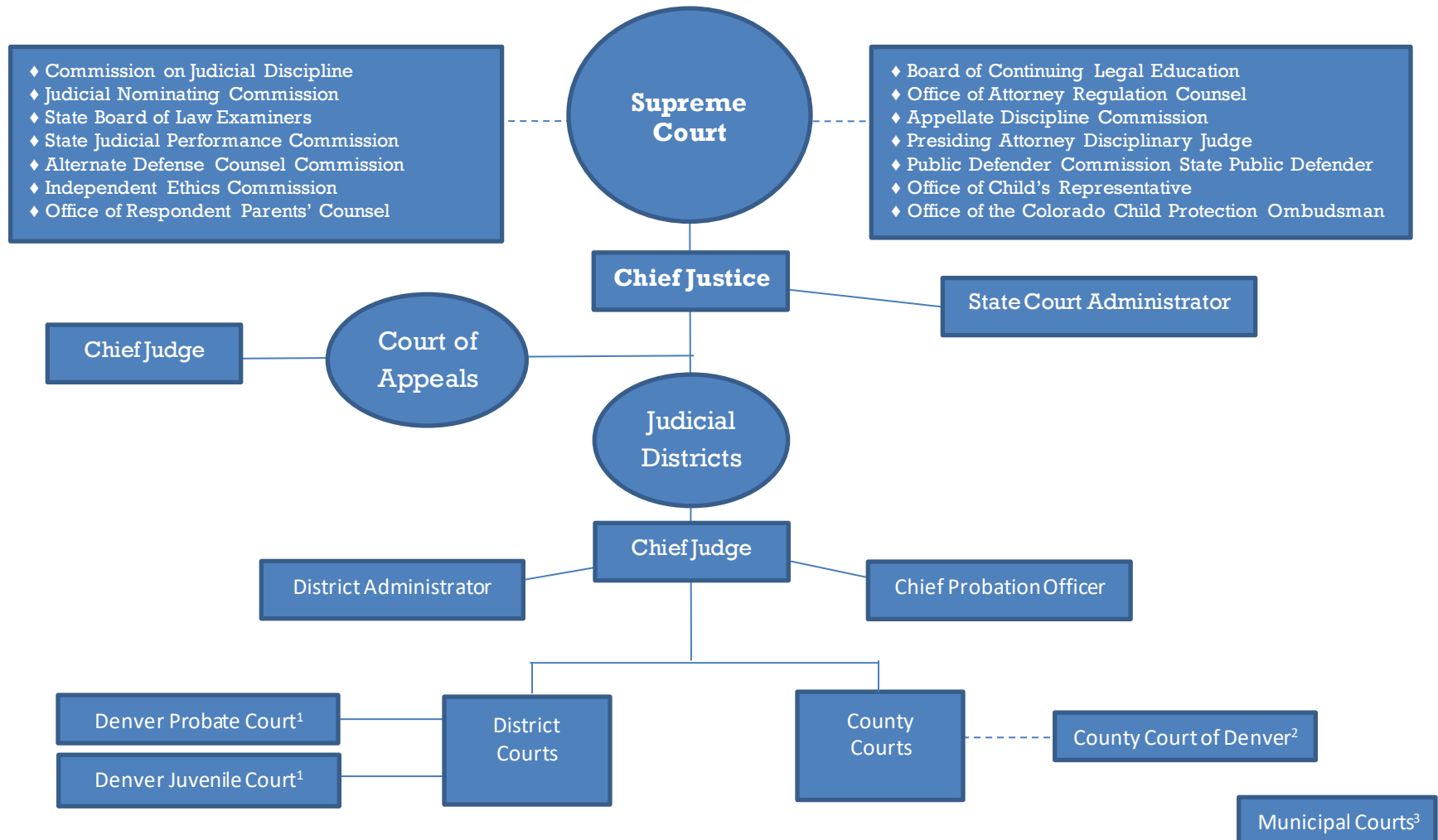
If you need additional information regarding this document, please contact the Office of the State Court Administrator, Court Services Division or Division of Probation Services at (720) 625-5000.

Colorado Judicial Districts



Organization Chart of the Judicial Branch

The Colorado court system consists of the Supreme Court, an intermediate Court of Appeals, district courts and county courts. Each county has both a district court and a county court. Special probate and juvenile courts created by the Colorado Constitution exist in the City and County of Denver. Colorado statutes also authorize locally funded municipal courts with jurisdiction limited to municipal ordinance violations.



1. Exclusive to the City and County of Denver. In the rest of the state, the district court is responsible for juvenile and probate matters.
2. The Denver County Court functions as a municipal as well as a county court and is separate from the state court system.
3. Created and maintained by local government but subject to Supreme Court rules and procedures.



Section I: Supreme Court

Supreme Court

Justices and Sworn into Office Dates

Chief Justice Brian D. Boatright

Sworn into office November 21, 2011
Appointed Chief Justice January 1, 2021

Monica M. Márquez

Sworn into Office December 10, 2010

William W. Hood, III

Sworn into office January 13, 2014

Richard L. Gabriel

Sworn into office September 1, 2015

Melissa Hart

Sworn into office December 20, 2017

Carlos A. Samour, Jr.

Sworn into office July 2, 2018

Maria E. Berkenkotter

Sworn into office January 4, 2021

*This list consists of Justices that served during Fiscal Year 2021

Colorado Supreme Court

The Colorado Supreme Court is the state's court of last resort. Its decisions are binding on all other Colorado state courts.

The Supreme Court is composed of seven justices who serve ten-year terms. The Chief Justice is selected from the membership of the body and serves at the pleasure of the justices. The Chief Justice also serves as the executive head of the Colorado Judicial Branch and is the ex-officio chair of the Supreme Court Nominating Commission. The Chief Justice appoints the Chief Judge of the Court of Appeals and the Chief Judge of each of the state's 22 judicial districts and is vested with the authority to assign judges (active or retired) to perform judicial duties.

Requests to review decisions of the Colorado Court of Appeals constitute a majority of the Supreme Court's filings. The Supreme Court also has direct appellate jurisdiction over cases in which a statute has been held to be unconstitutional, cases involving decisions of the Public Utilities Commission, writs of habeas corpus, cases involving adjudication of water rights, summary proceedings initiated under the Election Code, and prosecutorial appeals concerning search and seizure questions in pending criminal proceedings. All these appeals are filed directly with the Supreme Court, and, in these cases bypass the Court of Appeals. The Supreme Court also has exclusive jurisdiction to promulgate rules governing practice and procedure in civil and criminal actions.

Colorado's attorneys are licensed and disciplined by the Supreme Court. The court's attorney regulation system, funded by attorney registration fees, polices the profession. In addition, the court oversees the State Court Administrator, Board of Continuing Legal Education, Board of Law Examiners, Commission on Judicial Discipline, and Unauthorized Practice of Law Committee.

Oral arguments are open to the public and you are welcome to visit the court. For more information, please contact the Clerk of the Colorado Supreme Court, at 2 East 14th Avenue, Denver, Colorado 80203; or call (720) 625-5150 or (800) 888-0001.

Case announcements, oral argument schedules, rules, Chief Justice Directives, protocols, links to committees and commissions, and general information about the court is available on the Judicial Branch's website at:

<http://www.courts.state.co.us/Index.cfm>.

**Table 1:
Supreme Court Caseload
Fiscal Years 1979 through 2021**

Fiscal Year	Cases Pending July 1	Cases Filed	Total Caseload	Cases Terminated(a)	Cases Pending June 30
1978-79	350	941	1,291	877	414
1979-80	414	950	1,364	893	471
1980-81	471	966	1,437	979	458
1981-82	458	1,052	1,510	1,006	504
1982-83	504	971	1,475	1,038	437
1983-84	437	1,069	1,506	950	556
1984-85	556	967	1,523	1,011	512
1985-86	512	988	1,500	973	527
1986-87	527	970	1,497	1,036	461
1987-88	461	1,022	1,483	1,001	482
1988-89	482	1,198	1,680	1,215	465
1989-90	465	1,300	1,765	1,261	504
1990-91	504	1,265	1,769	1,326	443
1991-92	443	1,313	1,756	1,286	470
1992-93	470	1,251	1,721	1,261	460
1993-94	460	1,277	1,737	1,290	447
1994-95	447	1,358	1,805	1,316	489
1995-96	489	1,401	1,890	1,368	522
1996-97	522	1,511	2,033	1,432	601
1997-98	601	1,520	2,121	1,561	560
1998-99	560	1,525	2,085	1,609	476
1999-00	476	1,617	2,093	1,563	530
2000-01	530	1,367	1,897	1,425	472
2001-02	472	1,368	1,840	1,415	425
2002-03	425	1,401	1,826	1,441	385
2003-04	385	1,317	1,702	1,319	383
2004-05	383	1,466	1,849	1,451	398
2005-06	398	1,393	1,791	1,400	391
2006-07	391	1,534	1,925	1,450	475
2007-08	475	1,657	2,132	1,760	372
2008-09	372	1,643	2,015	1,554	461
2009-10	461	1,518	1,979	1,554	425
2010-11	425	1,387	1,812	1,440	372
2011-12	372	1,494	1,866	1,612	254
2012-13	254	1,457	1,711	1,508	203
2013-14	203	1,465	1,668	1,401	267
2014-15	267	1,549	1,816	1,624	192
2015-16	192	1,494	1,686	1,522	164
2016-17	164	1,285	1,449	1,012	437
2017-18	437	1,231	1,668	1,216	452
2018-19	452	1,333	1,785	1,359	426
2019-20	426	1,474	1,900	1,571	329
2020-21	329	1,503	1,832	1,460	372

(a) Terminations include cases transferred to the Court of Appeals.

**Table 2:
Distribution of Case Filings in the Supreme Court
Fiscal Years 1992 through
Fiscal Year 2021**

Fiscal Year	Direct Filings	Transfers		Total Filings
		From Court of Appeals	Reopened Cases	
1991-92	1,292	21	0	1,313
1992-93	1,235	16	0	1,251
1993-94	1,270	7	0	1,277
1994-95	1,356	2	0	1,358
1995-96	1,389	11	1	1,401
1996-97	1,507	4	0	1,511
1997-98	1,517	3	0	1,520
1998-99	1,521	4	0	1,525
1999-00	1,613	4	0	1,617
2000-01	1,363	4	0	1,367
2001-02	1,361	7	0	1,368
2002-03	1,393	8	0	1,401
2003-04	1,310	7	0	1,317
2004-05	1,463	3	0	1,466
2005-06	1,387	6	0	1,393
2006-07	1,530	4	0	1,534
2007-08	1,653	4	0	1,657
2008-09	1,638	5	0	1,643
2009-10	1,504	14	0	1,518
2010-11	1,379	8	0	1,387
2011-12	1,485	9	0	1,494
2012-13	1,455	2	0	1,457
2013-14	1,458	7	0	1,465
2014-15	1,534	15	0	1,549
2015-16	1,479	15	0	1,494
2016-17	1,281	4	0	1,285
2017-18	1,255	2	0	1,257
2018-19	1,333	4	0	1,337
2019-20	1,455	19	0	1,474
2020-2021	1,503	7	1	1,511

*transfers from court of appeals includes only the cases where the supreme court accepted the transfer request

**Table 3:
Distribution by Type of Case Filed in the Supreme Court
Fiscal Year End 2021***

	19-20	20-21
Criminal Appeals		
Death Penalty	0	0
Interlocutory	11	6
By defendant (constitutional)	0	1
By People (constitutional)	0	1
Civil Appeals		
Constitutional Challenge	1	1
Elections	5	1
Habeas Corpus	60	33
P.U.C.	1	0
Water	3	3
Petitions for Certiorari review	1065	949
Original Proceedings		
Habeas Corpus (C.A.R. 21)	35	15
Certified Question of Law (C.A.R. 21.1)	2	2
Other under C.A.R. 21	172	228
In Attorney Admissions (C.R.C.P. 206)	25	71
Statutory		
Ballot Title Reviews	49	13
Interrogatories	1	2
Reapportionment	0	0
Discipline - Attorney	6	3
Discipline - Judge	2	2
Disability - Attorney	0	0
Disability - Judge	1	0
Discipline - Unauthorized Practice of Law	6	5
Continuing Legal Education	1	135
Multi-District Litigation	24	25
Miscellaneous	4	7
Total	1,474	1,503

*Table 3 was updated in FYE2020 to reflect the current case type data collected in the supreme court.

Table 4:
Distribution of Case Terminations
Fiscal Years 1978 through 2021

Fiscal Year	Disposed of by Written Opinion	Disposed of Without Opinion	Total Dispositions	Transferred to Court of Appeals	Total Terminations
1977-78	322	564	886	7	893
1978-79	284	587	871	6	877
1985-86	222	745	967	6	973
1986-87	238	793	1,031	5	1,036
1989-90	237	1,008	1,245	16	1,261
1990-91	227	1,086	1,313	13	1,326
1991-92	216	1,058	1,274	12	1,286
1992-93	181	1059	1240	21	1261
1993-94	192	1093	1285	5	1290
1994-95	233	1077	1310	6	1316
1995-96	193	1176	1369	1	1370
1996-97	214	1212	1426	6	1432
1997-98	187	1372	1559	2	1561
1998-99	196	1413	1609	6	1615
1999-00	111	1452	1563	0	1563
2000-01	128	1291	1419	6	1425
2001-02	121	1287	1408	7	1415
2002-03	85	1354	1439	2	1441
2003-04	89	1228	1317	2	1319
2004-05	93	1357	1450	1	1451
2005-06	78	1321	1399	1	1400
2006-07	86	1361	1447	3	1450
2007-08	99	1658	1757	3	1760
2008-09	67	1484	1551	3	1554
2009-10	75	1478	1553	1	1554
2010-11	98	1339	1437	3	1440
2011-12	76	1533	1609	3	1612
2012-13	77	1429	1506	2	1508
2013-14	88	1313	1401	0	1401
2014-15	67	1557	1624	1	1625
2015-16	73	1449	1522	0	1522
2016-17	109	903	1012	0	1012
2014-15	67	1557	1624	1	1625
2015-16	73	1449	1522	0	1522
2016-17	103	903	1012	0	1012
2017-18	92	1124	1216	0	1216
2018-19	102	1192	1294	2	1296
2019-20	102	1327	1429	4	1433
2020-21	82	1376	1458	2	1460

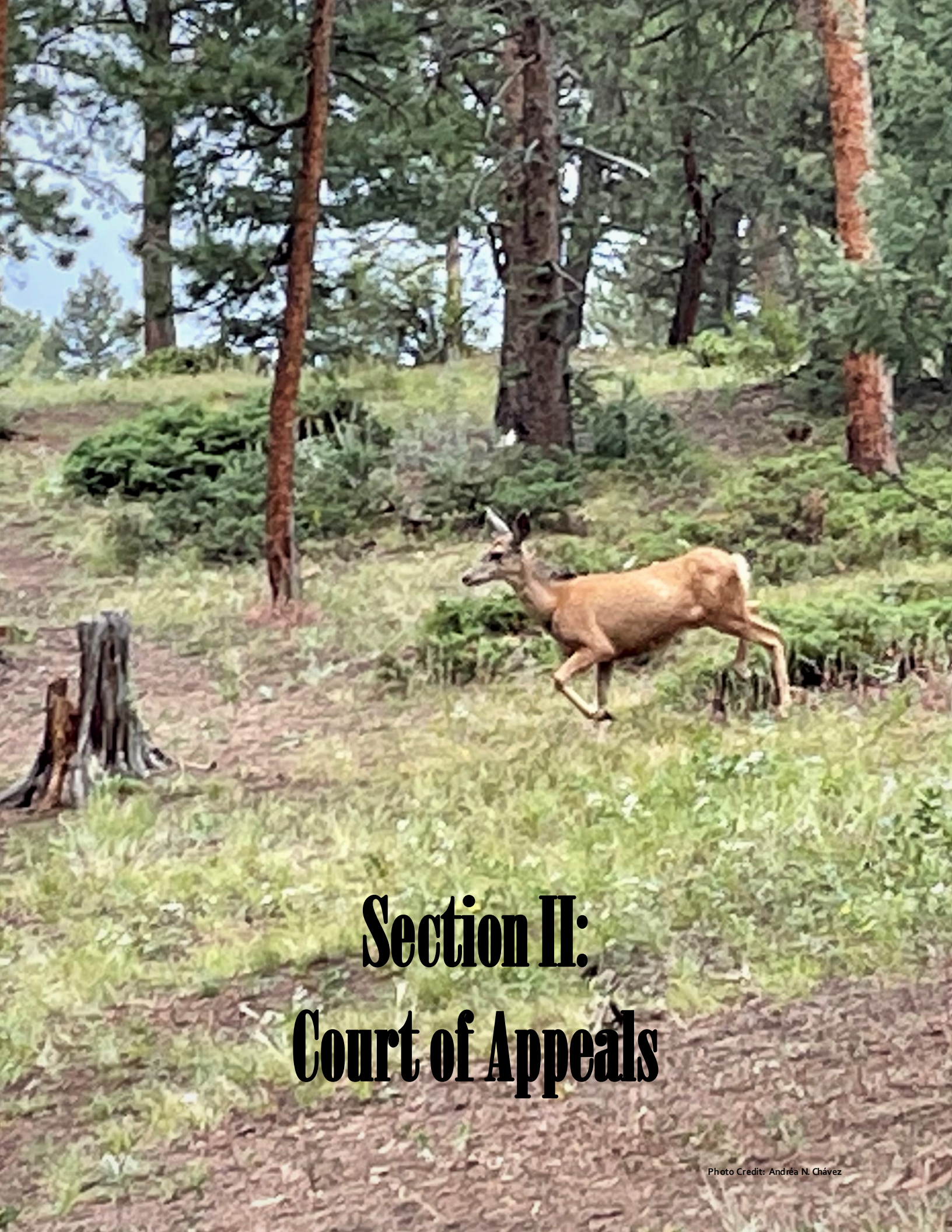
**Table 5:
Supreme Court Written Opinions
Fiscal Years 2006 through 2021**

Fiscal Year	Number of Opinions Announcing Judgment of the Court	Number of Partial Concurrences and Dissents	Number of Dissents	Number of Concurrences and Special Concurrences	Total Number of Written Opinions
2005-06	78	7	18	8	111
2006-07	83	2	19	12	116
2007-08	95	6	32	14	147
2008-09	66	3	33	8	110
2009-10	68	9	22	4	103
2010-11	98	9	29	4	140
2011-12	76	7	33	8	124
2012-13	77	6	27	11	121
2013-14	88	11	27	11	137
2014-15	67	10	16	4	97
2015-16	73	2	27	8	110
2016-17	103	5	30	18	156
2017-18	92	6	18	1	117
2018-19	102	4	23	11	140
2019-20	102	7	21	7	137
2020-21	82	7	30	3	122

**Tables 6 and 7:
Distribution of Supreme Court Cases At Issue and
Not At Issue FYE 2021**

Table 6 Distribution of Supreme Court Cases at Issue End of FY 2021					
	Original Proceedings	Certiorari	Appeals	Grievances	Total
Cases at issue awaitin	0	10	0	0	10
Cases at issue awaitin	0	0	0	0	0
Cases orally argued a	1	13	1	0	15
Cases submitted withc	0	0	4	0	4
Opinions announced a	2	8	0	0	10
Total	3	31	5	0	39

Table 7 Distribution of Supreme Court Cases Not at Issue End of FY 2021	
Pending Cases	Total
Certiorari granted, awaiting briefs on merits	18
Certiorari pending (pre-merit)	322
Appeals pending	13
Original proceedings pending	12
Interlocutory appeals pending	1
Grievance matters pending	2
Unauthorized practice pending	4
Judicial discipline pending	0
Total	372



Section II: Court of Appeals

Court of Appeals

Judges and Appointment Dates

Chief Judge Steve Bernard

Appointed: July 5, 2006

John D. Dailey

Appointed: January 7, 2000

Gilbert M. Román

Appointed: August 1, 2005

David Furman

Appointed: December 16, 2005

Diana Terry

Appointed: July 5, 2006

Jerry N. Jones

Appointed: July 5, 2006

David J. Richman

Appointed: June 30, 2008

Maria Teresa “Terry” Fox

Appointed: January 7, 2011

Stephanie Dunn

Appointed: November 23, 2012

Anthony J. Navarro

Appointed: January 18, 2013

Michael H. Berger

Appointed: December 17, 2013

Elizabeth L. Harris

Appointment: July 23, 2015

Rebecca Rankin Freyre

Appointment: November 16, 2015

Craig R. Welling

Appointment: January 16, 2017

Ted C. Tow III

Appointment: February 13, 2018

Lino S. Lipinsky de Orlov

Appointment: January 9, 2019

Matthew D. Grove

Appointment: January 9, 2019

Neeti Vasant Pawar

Appointment: March 18, 2019

Jaclyn Casey Brown

Appointment: June 1, 2019

Susana P. Johnson

Appointment: June 1, 2019

Christina F. Gomez

Appointment: February 27, 2020

David H. Yun

Appointment: March 2, 2020

*This list consists of Judges that served during Fiscal Year 2021.

Colorado Court of Appeals

The Colorado Court of Appeals is the state's intermediate appellate court. As of July 1, 2008, the Court consists of 22 judges who are retained by the public to serve eight-year terms. The Court sits in three-member divisions to decide cases. The Chief Judge, appointed by the Chief Justice of the Supreme Court, assigns judges to the divisions and rotates their assignments.

The mission of the Court of Appeals is to provide the citizens of Colorado with clear, impartial, and timely resolutions of appealed orders and judgments as provided by law. The Court of Appeals was created by statute; accordingly, jurisdiction is limited to the areas specified by state statute, together with the inherent powers granted to all courts.

Established under Section 1 of Article VI of the [Colorado Constitution](#) and Section 13-4-101, et seq., C.R.S. ([Colorado Revised Statutes](#)), the Court of Appeals has initial jurisdiction, with exceptions, over appeals from the Colorado District Courts, Denver Probate Court, and Denver Juvenile Court. In addition, the Court of Appeals has specific appellate jurisdiction over decisions originating from a number of state administrative boards and agencies, including the Industrial Claim Appeals Office. Reviews of the Court of Appeals' decisions are directed to the Colorado Supreme Court.

Court of Appeals Webpage:

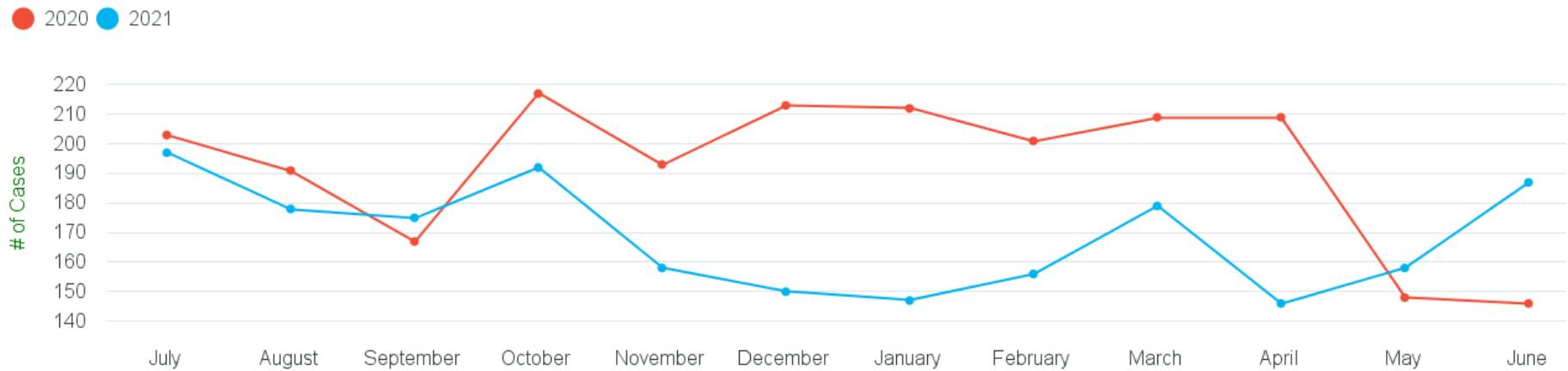
(http://www.courts.state.co.us/Courts/Court_of_Appeals/Index.cfm).

**Table 8 and Chart A:
Colorado Court of Appeals New Filings by Case Type
Fiscal Year 2021**

Month	Civil			Criminal			Industrial Claims			Juvenile			Month Total		
	2020	2021	% Change	2020	2021	% Change	2020	2021	% Change	2020	2021	% Change	2020	2021	% Change
July	72	85	18.1%	98	69	-29.6%	9	19	111.1%	24	24	0.0%	203	197	-3.0%
August	78	84	7.7%	82	60	-26.8%	8	5	-37.5%	23	29	26.1%	191	178	-6.8%
September	57	79	38.6%	81	59	-27.2%	7	7	0.0%	22	30	36.4%	167	175	4.8%
October	69	79	14.5%	93	54	-41.9%	10	8	-20.0%	45	51	13.3%	217	192	-11.5%
November	81	69	-14.8%	87	49	-43.7%	2	6	200.0%	23	34	47.8%	193	158	-18.1%
December	95	76	-20.0%	83	42	-49.4%	8	9	12.5%	27	23	-14.8%	213	150	-29.6%
January	85	60	-29.4%	82	50	-39.0%	11	3	-72.7%	34	34	0.0%	212	147	-30.7%
February	84	68	-19.0%	85	51	-40.0%	9	8	-11.1%	23	29	26.1%	201	156	-22.4%
March	67	81	20.9%	98	48	-51.0%	8	6	-25.0%	36	44	22.2%	209	179	-14.4%
April	86	75	-12.8%	87	30	-65.5%	14	8	-42.9%	22	33	50.0%	209	146	-30.1%
May	66	84	27.3%	55	44	-20.0%	13	6	-53.8%	14	24	71.4%	148	158	6.8%
June	72	93	29.2%	57	60	5.3%	7	6	-14.3%	10	28	180.0%	146	187	28.1%
YTD Total	912	933	2.3%	988	616	-37.7%	106	91	-14.2%	303	383	26.4%	2,309	2,023	-12.4%

	YTD Total		
	2020	2021	% Change
July	203	197	-3.0%
August	394	375	-4.8%
September	561	550	-2.0%
October	778	742	-4.6%
November	971	900	-7.3%
December	1,184	1,050	-11.3%
January	1,396	1,197	-14.3%
February	1,597	1,353	-15.3%
March	1,806	1,532	-15.2%
April	2,015	1,678	-16.7%
May	2,163	1,836	-15.1%
June	2,309	2,023	-12.4%

FY2021 Filings - 2,023



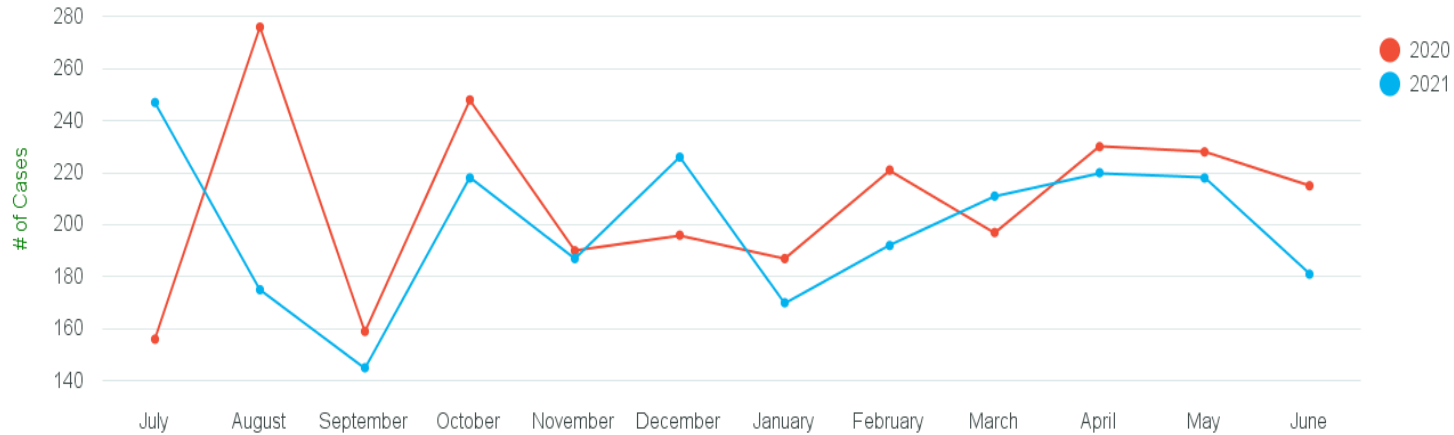
**Table 9 and Chart B
Colorado Court of Appeals Dispositions
Fiscal Year 2021**

Month	Published Opinions			Unpublished Opinions			Dismissed			Closed and Consolidated			Transfers			Month Total		
	2020	2021	% Change	2020	2021	% Change	2020	2021	% Change	2020	2021	% Change	2020	2021	% Change	2020	2021	% Change
July	17	16	-5.9%	88	140	59.1%	48	76	58.3%	3	15	400.0%	0	1		156	248	59.0%
August	21	12	-42.9%	167	106	-36.5%	82	50	-39.0%	5	6	20.0%	1	1	0.0%	276	175	-36.6%
September	13	9	-30.8%	107	80	-25.2%	36	51	41.7%	1	4	300.0%	2	1	-50.0%	159	145	-8.8%
October	15	13	-13.3%	170	133	-21.8%	57	64	12.3%	6	7	16.7%	0	1		248	218	-12.1%
November	12	14	16.7%	135	107	-20.7%	38	60	57.9%	1	5	400.0%	4	1	-75.0%	190	187	-1.6%
December	8	12	50.0%	128	142	10.9%	54	66	22.2%	5	5	0.0%	1	1	0.0%	196	226	15.3%
January	15	7	-53.3%	117	113	-3.4%	51	48	-5.9%	2	2	0.0%	2	0		187	170	-9.1%
February	16	14	-12.5%	142	131	-7.7%	58	41	-29.3%	4	6	50.0%	1	0		221	192	-13.1%
March	20	15	-25.0%	129	119	-7.8%	43	72	67.4%	5	6	20.0%	0	0		197	212	7.6%
April	19	22	15.8%	159	129	-18.9%	44	62	40.9%	7	8	14.3%	3	0		232	221	-4.7%
May	9	13	44.4%	133	134	0.8%	76	65	-14.5%	9	5	-44.4%	1	1	0.0%	228	218	-4.4%
June	14	11	-21.4%	122	107	-12.3%	67	60	-10.4%	5	3	-40.0%	7	0		215	181	-15.8%
YTD Totals	179	168	-11.7%	1,597	1,441	-9.8%	654	715	9.3%	53	72	35.8%	22	7	-68.2%	2,505	2,393	-4.5%

Total Change in Opinions: -9.9%

	YTD Total		
	2020	2021	% Change
July	156	247	58.3%
August	432	422	-2.3%
September	591	567	-4.1%
October	839	785	-6.4%
November	1,029	972	-5.5%
December	1,225	1,198	-2.2%
January	1,412	1,368	-3.1%
February	1,633	1,560	-4.5%
March	1,830	1,771	-3.2%
April	2,060	1,991	-3.3%
May	2,288	2,209	-3.5%
June	2,503	2,390	-4.5%

FY2021 Dispositions - 2,393



**Table 10 and Chart C:
Colorado Court of Appeals Pending Caseload
Fiscal Year 2021**

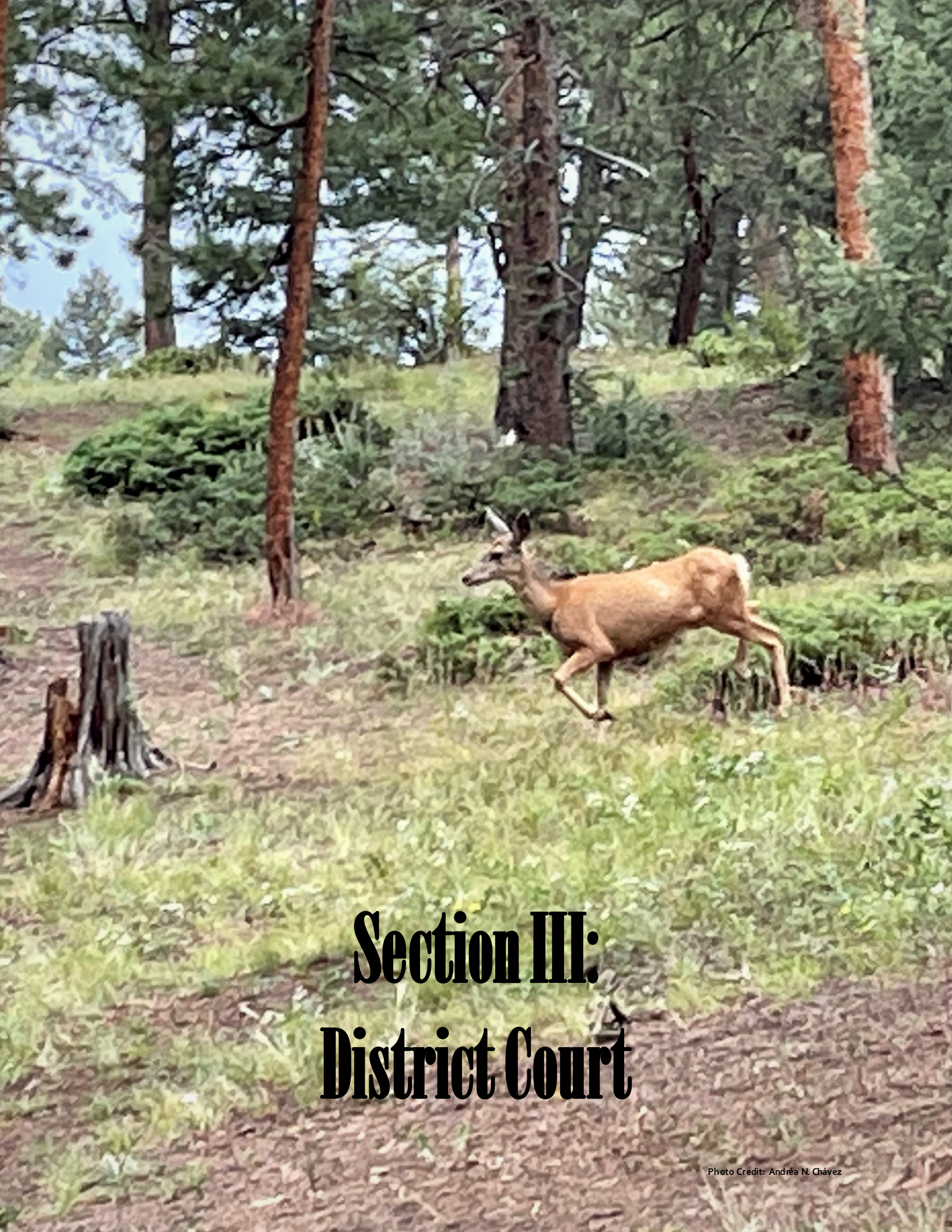
Cases Ready for Opinion July 1, 2021	
Case Type	Count
Civil - Agency	7
Civil - Domestic Relations	83
Civil - Other	241
Criminal - Direct Appeal	367
Criminal - Other	62
Criminal - Rule 35 Appeal	102
ICAO Unemployment	5
ICAO Workers Compensation	9
Juvenile - Delinquent	18
Juvenile - Dependency & Neglect	92
Juvenile - Other	5
Grand Total	991
Case Status	Count
DIVP	557
JDGP	19
OPNP	265
SAP	150
Grand Total	991

Not At Issue Pending July 1, 2021	
Case Type	Count
Civil - Agency	19
Civil - Domestic Relations	122
Civil - Other	293
Criminal - Direct Appeal	670
Criminal - Other	174
Criminal - Rule 35 Appeal	305
ICAO Unemployment	11
ICAO Workers Compensation	12
Juvenile - Delinquent	23
Juvenile - Dependency & Neglect	136
Juvenile - Other	7
Grand Total	1772

Total Pending Cases On Docket July 1, 2021
2763

**Table 11:
Court of Appeals Pending Docket**

<i>Court of Appeals Pending Docket</i>	
Civil - Agency	26
Civil - Domestic Relations	205
Civil - General	534
TOTAL CIVIL	765
Criminal - Direct Appeal	1037
Criminal - Other	236
Criminal - Rule 35 Appeal	407
TOTAL CRIMINAL	1680
ICAO Unemployment	16
ICAO Workers Compensation	21
TOTAL ICAO	37
Juvenile - Delinquent	41
Juvenile - Dependency & Neglect	228
Juvenile - Other	12
TOTAL JUVENILE	281
TOTAL PENDING CASES	2763



Section III: District Court

District Court Judges

This list contains the names of Judges that served during FY2021.

First Judicial District

Jeffrey R. Pilkington, Chief Judge
Randall C. Arp
Jason Carrithers
Diego Hunt
Russell Klein
Robert Lochary
Philip J. McNulty
Ann Gail Meinster
Lily W. Oeffler
Tamara Russell
Laura A. Tighe
Lindsay Van Gilder
Todd L. Vriesman
Christopher Zenisek

Second Judicial District

Michael A. Martinez, Chief Judge
Christine Atoun
Lisa Arnolds
Christopher Baumann
Nikea Bland
Karen L. Brody
Edward D. Bronfin
Ross Buchanan
Jill Dorancy
Martin F. Egelhoff
J. Eric Elliff
Ericka Englert
Kandace Gerdes
Shelley I. Gilman
David Goldberg
Jay S. Grant
Eric M. Johnson
A. Bruce Jones
Andrew P. McCallin
Marie Moses
Alex Myers
Darryl F. Shockley
Lisa Teesch-Maquire
Jennifer B. Torrington
Michael J. Vallejos
Brian Whitney
Morris B. Hoffman (retired)
Kenneth M. Laff (retired)
John W. Madden, IV (retired)
Robert L. McGahey, Jr. (retired)

Denver Juvenile Court

David Brett Woods, Presiding Judge
Laurie A. Clark
Pax Moultrie

Denver Probate Court

Elizabeth D. Leith, Presiding Judge

Third Judicial District

Leslie J. Gerbracht, Chief Judge
John McKisson

Fourth Judicial District

William B. Bain, Chief Judge
Eric Bentley
Linda Billings Vela
Jill Brady
Robin Chittum
Jessica Curtis
Jann DuBois
Laura Findorff
David A. Gilbert
Monica Gomez
Deborah J. Grohs
Marcus Henson
Frances Johnson
Thomas K. Kane
Robert L. Lowrey (retired)
Michael P. McHenry
Douglas Miles
Chad Miller
G. David Miller
Catherine Mitchell Helton
David Prince
Marla Prudek
Timothy Schutz
Scott A. Sells
David L. Shakes
Erin Lynn Sokol
Gregory R. Werner

Fifth Judicial District

Mark D. Thompson, Chief Judge
Catherine Cheroutes
Paul R. Dunkelman
Russell H. Granger
Reed Owens
Karen A. Romeo

Sixth Judicial District

Jeffrey R. Wilson, Chief Judge
Suzanne F. Carlson
William L. Herringer
Todd P. Norvell

Seventh Judicial District

J. Steven Patrick, Chief Judge
Mary E. Deganhart
D. Cory Jackson
Steven L. Schultz
Keri Yoder

Eighth Judicial District

Susan Blanco, Chief Judge
Carroll Michelle Brinegar
Laurie Dean
Julie K. Field
Stephen E. Howard
Stephen Jouard
Gregory M. Lammons
Daniel McDonald
Juan G. Villaseñor

Ninth Judicial District

James B. Boyd, Chief Judge
Denise K. Lynch
John F. Neiley
Anne Norrdin
Christopher Seldin

Tenth Judicial District

Deborah R. Eycler, Chief Judge
William Alexander
Allison Ernst
Thomas B. Flesher
Amiel Markenson
Larry C. Schwartz
Gregory Styduhar
Kimberly Karn (retired)

Eleventh Judicial District

Patrick W. Murphy, Chief Judge
Stephen A. Groome
Ramsey L. Lama
Lynette M. Wenner

Twelfth Judicial District

Michael A. Gonzales, Chief Judge
Martin A. Gonzales
Amanda C. Hopkins
Crista L. Newmyer-Olsen

Thirteenth Judicial District

Michael K. Singer, Chief Judge
Stephanie Gagliano
Charles M. Hobbs
Kevin Hoyer
Carl S. McGuire, III

Fourteenth Judicial District

Michael A. O'Hara III, Chief Judge
Sandra H. Gardner
Mary C. Hoak

Fifteenth Judicial District

Stanley A. Brinkley, Chief Judge
Michael J. Davidson

Sixteenth Judicial District

Mark A. MacDonnell, Chief Judge
Michael A. Schiferl

Seventeenth Judicial District

Donald S. Quick, Chief Judge
Caryn Datz
Katherine R. Delgado
Sean P. Finn
Sharon Holbrook
Robert W. Kiesnowski, Jr.
Emily C. Lieberman
Priscilla Jeffrey Loew
Rayna Gokli McIntyre
Brett Martin
Patrick H. Pugh
Roberto Ramirez
Kyle P. Seedorf
Jeffrey A. Smith
Teri L. Vasquez
Mark D. Warner
Emily Anderson (retired)
Tomee Crespín (not retained)
Edward C. Moss (retired)

Eighteenth Judicial District

Michelle Amico, Chief Judge
Andrea C. Baum
Natalie T. Chase (resigned)
Patricia Herron
Jeffrey K. Holmes
Clay Hurst
Gary M. Kramer
Ben L. Leutyler
Cajardo Lindsey
Robert R. Lung
Cynthia D. Mares
Fredrick T. Martinez
Bonnie H. McLean
Peter F. Michaelson
John E. Scipione
Theresa Slade
Michael Spear (retired)
David Stevens
Ryan J. Stuart
Don Toussaint
Darren L. Vahle
Elizabeth Volz
Elizabeth A. Weishaupl
John Wheeler (retired)
Shay Whitaker
Joseph Whitfield
Eric White

Nineteenth Judicial District

James F. Hartmann, Chief Judge
Julie Hoskins
W. Troy Hause
Timothy Kerns
Marcelo A. Kopcov
Shannon Lyons
Thomas J. Quammen (retired)
Meghan Saleebey
Kimberly Schutt
Todd Taylor
Vicente Vigil

Twentieth Judicial District

Ingrid S. Bakke, Chief Judge
Patrick Butler
Keith Collins
Andrew Hartman
Bruce Langer
Dea Lindsey
Thomas F. Mulvahill
Nancy Salomone
Norma A. Sierra
Judith LaBuda (retired)
Andrew MacDonald (retired)

Twenty-First Judicial District

Brian J. Flynn, Chief Judge
Matthew D. Barrett
Dick Gurley
Gretchen Larson
Valerie J. Robinson
Lance Timbreza

Twenty-Second Judicial District

Douglas S. Walker, Chief Judge
Todd J. Plewe

Court Executives

Trial Courts

**FIRST
JUDICIAL DISTRICT**

Gail Pickarts

**SECOND JUDICIAL
DISTRICT COURT**

Jennifer Jantz

**SECOND JUDICIAL
DISTRICT JUVENILE**

Abigail Young

**SECOND JUDICIAL
DISTRICT PROBATE**

Amber Roth

**THIRD
JUDICIAL DISTRICT**

Bob Kreiman

**FOURTH
JUDICIAL DISTRICT**

Scott Sosebee

**FIFTH
JUDICIAL DISTRICT**

Michael Pisciotta

**SIXTH
JUDICIAL DISTRICT**

Eric A. Hogue

**SEVENTH
JUDICIAL DISTRICT**

Leslie German

**EIGHTH
JUDICIAL DISTRICT**

Kristin R. Sheeran

**NINTH
JUDICIAL DISTRICT**

Lynn Reed

**TENTH
JUDICIAL DISTRICT**

Laura Snyder

**ELEVENTH
JUDICIAL DISTRICT**

Lisa Rowe

**TWELFTH
JUDICIAL DISTRICT**

Christina Wingert

**THIRTEENTH
JUDICIAL DISTRICT**

Douglas Short

**FOURTEENTH
JUDICIAL DISTRICT**

Peggy Gentles

**FIFTEENTH
JUDICIAL DISTRICT**

Diane Crow

**SIXTEENTH
JUDICIAL DISTRICT**

C.J. Montoya

**SEVENTEENTH
JUDICIAL DISTRICT**

Patricia Kmitta

**EIGHTEENTH
JUDICIAL DISTRICT**

Shaun M. Clark

**NINETEENTH
JUDICIAL DISTRICT**

Marci Hoffman

**TWENTIETH
JUDICIAL DISTRICT**

Amy Waddle

**TWENTY-FIRST
JUDICIAL DISTRICT**

Will Sightler

**TWENTY-SECOND
JUDICIAL DISTRICT**

Eric A. Hogue

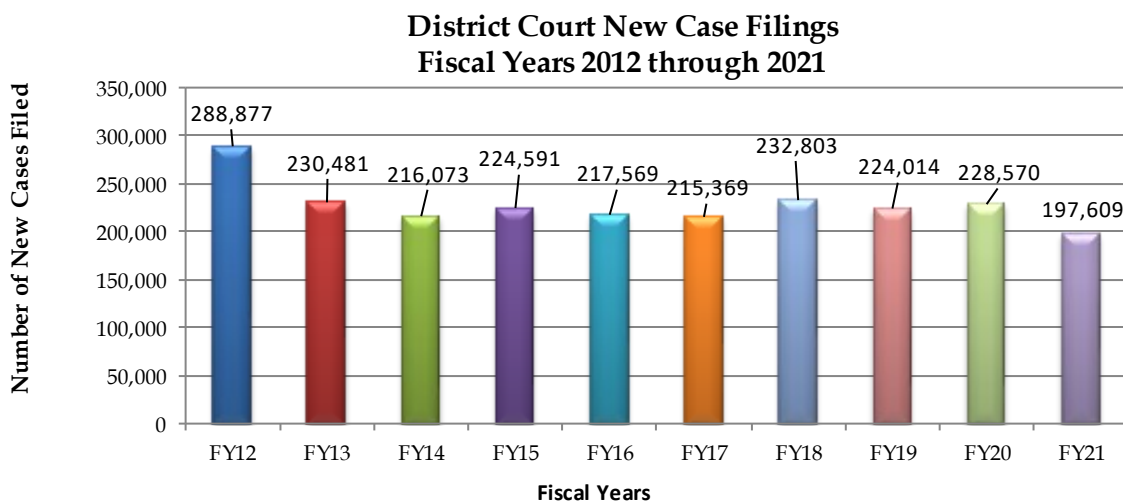
District Court

Colorado is sectioned into 22 Judicial Districts encompassing all 64 counties. Across the state, district boundaries are aligned with county lines – some districts include just one county, while others include as many as seven counties. Each district has at least one district court location. The Supreme Court Chief Justice appoints a Chief Judge for each district to serve as the Chief Judicial Officer. In addition, each district has at least one other district court judge who may preside in more than one district court within that judicial district, particularly in rural areas of the state. There were 218 district judges that served during Fiscal Year 2021.

District judges preside over felony criminal matters, civil claims in any amount, juvenile matters (including adoption, dependency and neglect matters, juvenile delinquency, and paternity actions), probate, mental health, divorce proceedings, and water cases. Additionally, district judges preside over jury trials, handle appeals from Colorado’s municipal and county courts, and review decisions of administrative boards and agencies. District decisions may be appealed to the Colorado Court of Appeals and/or to the Colorado Supreme Court.

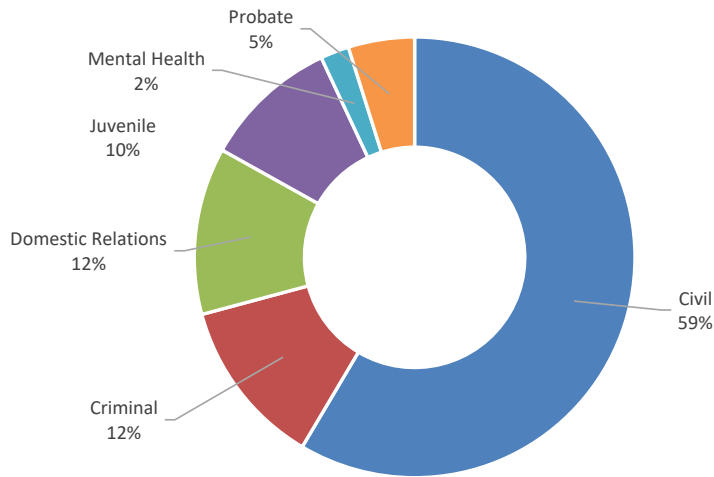
In Fiscal Year 2021, there were 197,609 case filings at the district court level (excluding water cases). Compared to Fiscal Year 2020, district court filings in Fiscal Year 2021 have decreased by 13.55 percent. COVID-19 continued to have a significant impact on the trial courts. Varying levels of social, economic, and government restrictions have had direct impacts on the trial courts and how the courts conduct daily business to meet the needs of the public. Public health orders have put limitations on pursuing certain types of court proceedings, such as evictions. The greatest area of decrease was in Civil filings, which dropped by 21.84 percent. Alternatively, Probate filings increased by 12.62 percent.

Information specific to each of the 22 Judicial Districts, including contact information, is available at <https://www.courts.state.co.us/Courts/District/Choose.cfm>.

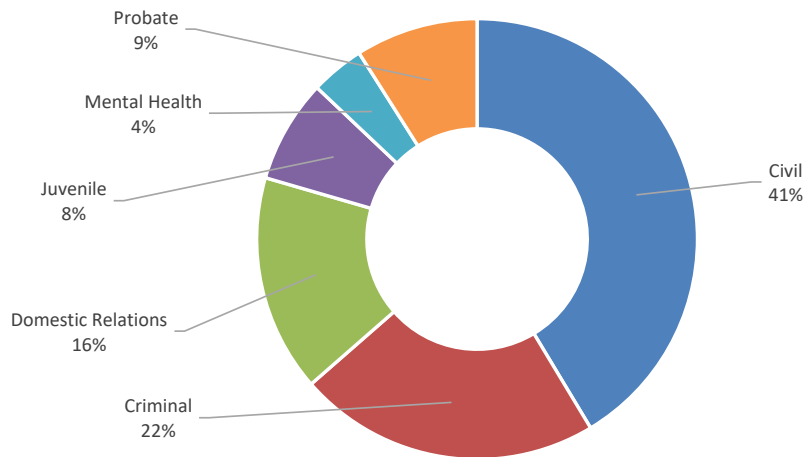


**Chart 1 and Chart 2:
District Case Filings
Proportion of Cases by Class - Ten Year Comparison
Fiscal Year 2012 and Fiscal Year 2021**

**Fiscal Year 2012
Total Number of Filings: 288,877**



**Fiscal Year 2021
Total Number of Filings: 197,609**

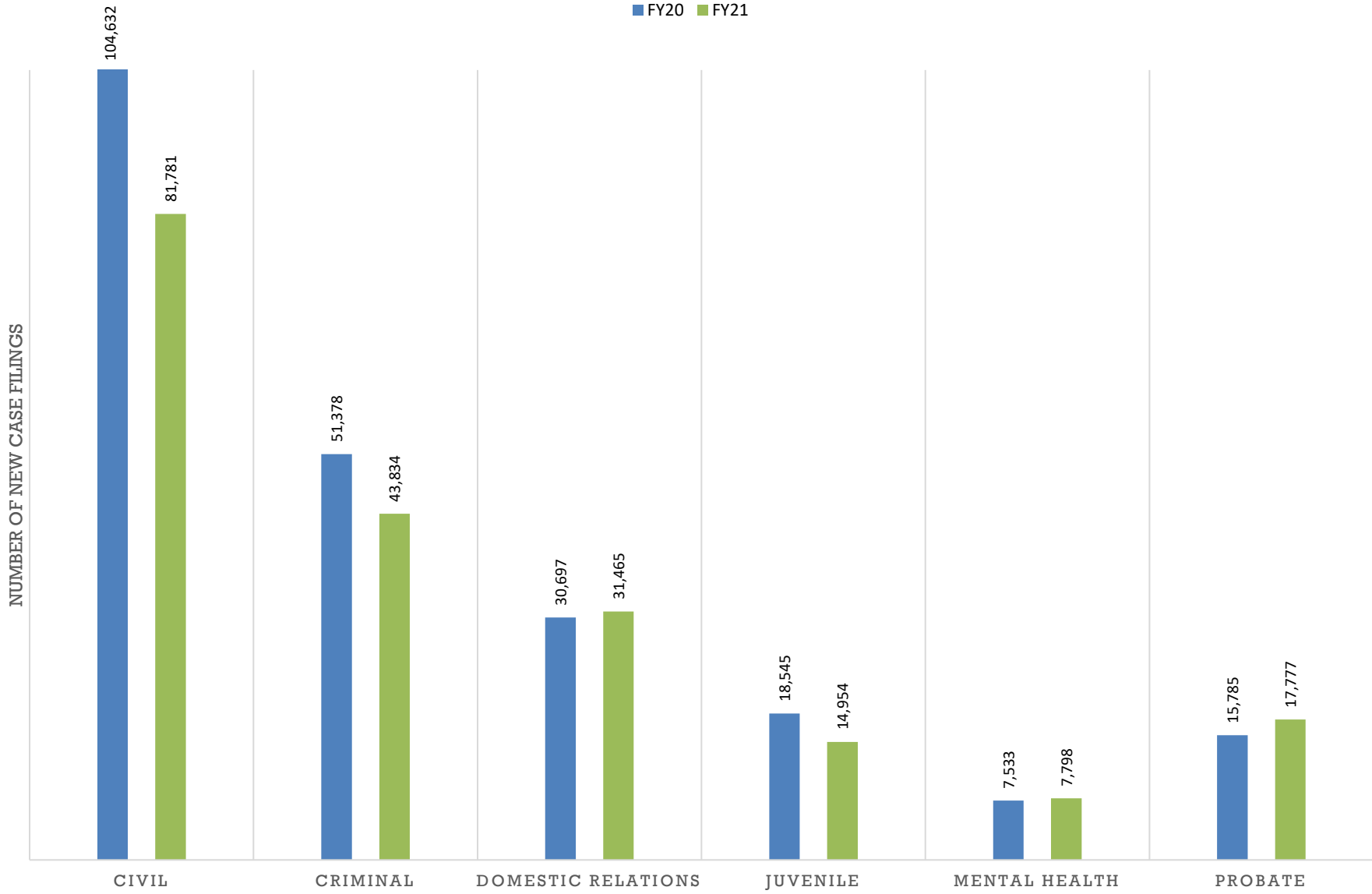


**Table 12:
District Court Filings, Terminations, and Percent Change
Fiscal Year 2020 and Fiscal Year 2021**

Filings Compared to Previous Year			
Case Class	FY20	FY21	Percent Change
Civil	104,632	81,781	-21.84%
Criminal	51,378	43,834	-14.68%
Domestic Relations	30,697	31,465	2.50%
Juvenile	18,545	14,954	-19.36%
Mental Health	7,533	7,798	3.52%
Probate	15,785	17,777	12.62%
Total	228,570	197,609	-13.55%

Terminations Compared to Previous Year			
Case Class	FY20	FY21	Percent Change
Civil	105,175	81,049	-22.94%
Criminal	47,714	41,489	-13.05%
Domestic Relations	31,180	31,089	-0.29%
Juvenile	18,580	16,064	-13.54%
Mental Health	7,765	7,887	1.57%
Probate	16,126	17,742	10.02%
Total	226,540	195,320	-13.78%

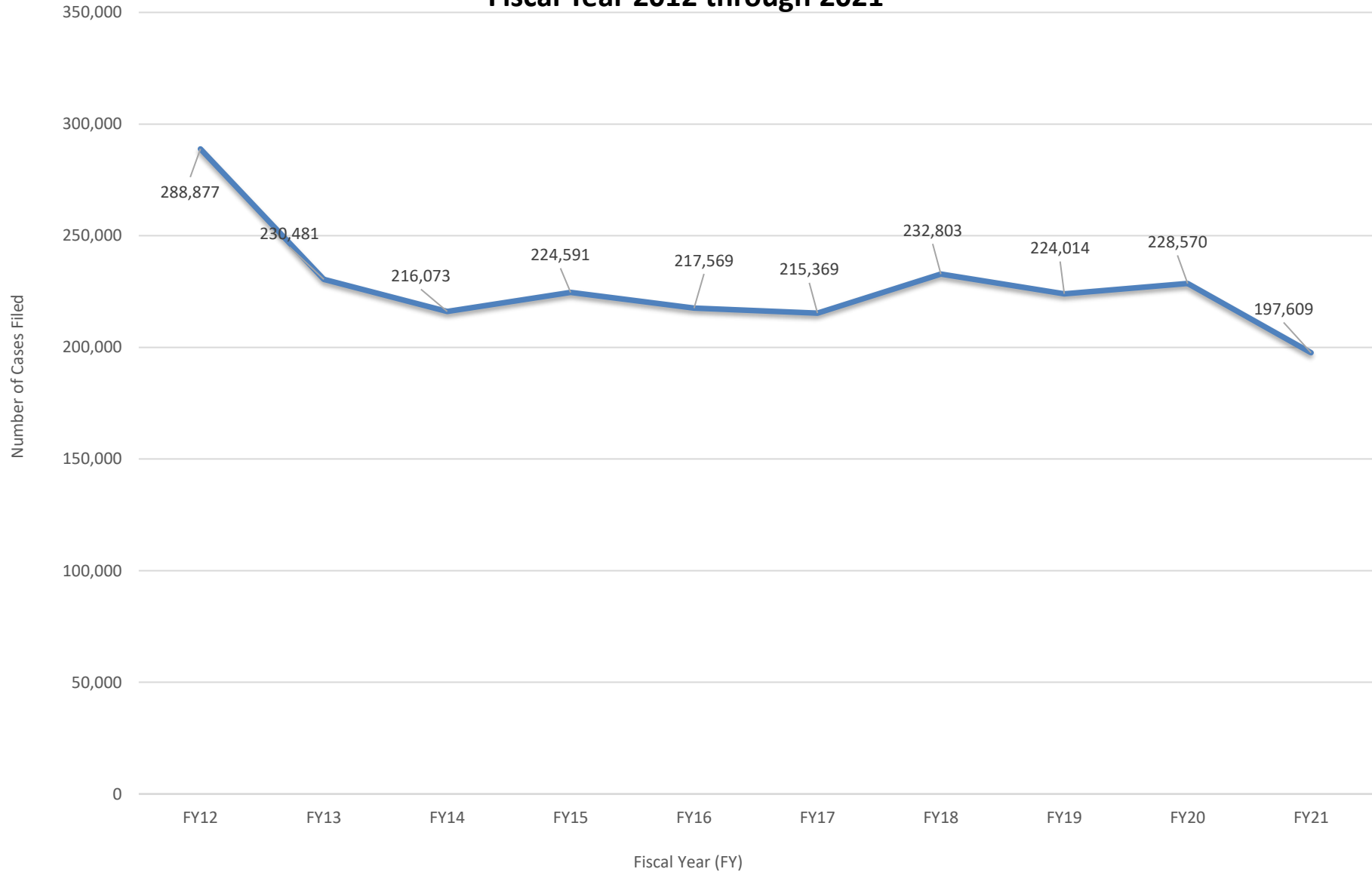
**TABLE 12 CHART:
NEW CASE FILINGS BY CASE CLASS
FISCAL YEAR 2020 VERSUS FISCAL YEAR 2021**



**Table 13:
District Court Caseload
Fiscal Year 2012 to Fiscal Year 2021**

Case Class	FY12	FY13	FY14	FY15	FY16	FY17	FY18	FY19	FY20	FY21
CIVIL										
New Cases Filed	169,055	108,634	96,325	101,112	88,277	80,632	96,176	87,295	104,632	81,781
Cases Terminated	169,186	111,606	97,728	101,355	88,758	80,917	95,618	87,015	105,175	81,049
CRIMINAL										
New Cases Filed	35,551	37,888	37,966	40,903	46,004	51,775	54,479	56,292	51,378	43,834
Cases Terminated	34,957	37,293	37,615	39,343	42,730	47,998	51,258	54,573	47,714	41,489
DOMESTIC RELATIONS										
New Cases Filed	35,434	34,630	34,907	34,841	34,966	35,057	34,357	33,610	30,697	31,465
Cases Terminated	35,683	34,593	35,067	34,352	34,877	34,799	34,348	33,807	31,180	31,089
JUVENILE										
New Cases Filed	28,731	27,296	24,600	24,681	24,324	23,339	23,120	22,847	18,545	14,954
Cases Terminated	26,462	26,951	23,866	23,274	22,518	21,722	22,072	21,620	18,580	16,064
MENTAL HEALTH										
New Cases Filed	6,064	6,480	7,072	7,326	7,689	7,947	7,933	7,779	7,533	7,798
Cases Terminated	5,744	6,531	7,072	7,408	7,731	7,905	7,994	7,804	7,765	7,887
PROBATE										
New Cases Filed	14,042	15,553	15,203	15,728	16,309	16,619	16,738	16,191	15,785	17,777
Cases Terminated	17,387	15,578	15,387	15,718	16,151	16,699	16,751	16,116	16,126	17,742
TOTAL										
<i>New Cases Filed</i>	<i>288,877</i>	<i>230,481</i>	<i>216,073</i>	<i>224,591</i>	<i>217,569</i>	<i>215,369</i>	<i>232,803</i>	<i>224,014</i>	<i>228,570</i>	<i>197,609</i>
<i>Cases Terminated</i>	<i>289,419</i>	<i>232,552</i>	<i>216,735</i>	<i>221,450</i>	<i>212,765</i>	<i>210,040</i>	<i>228,041</i>	<i>220,935</i>	<i>226,540</i>	<i>195,320</i>

**Table 13 Chart:
District Court New Cases Filed
Fiscal Year 2012 through 2021**



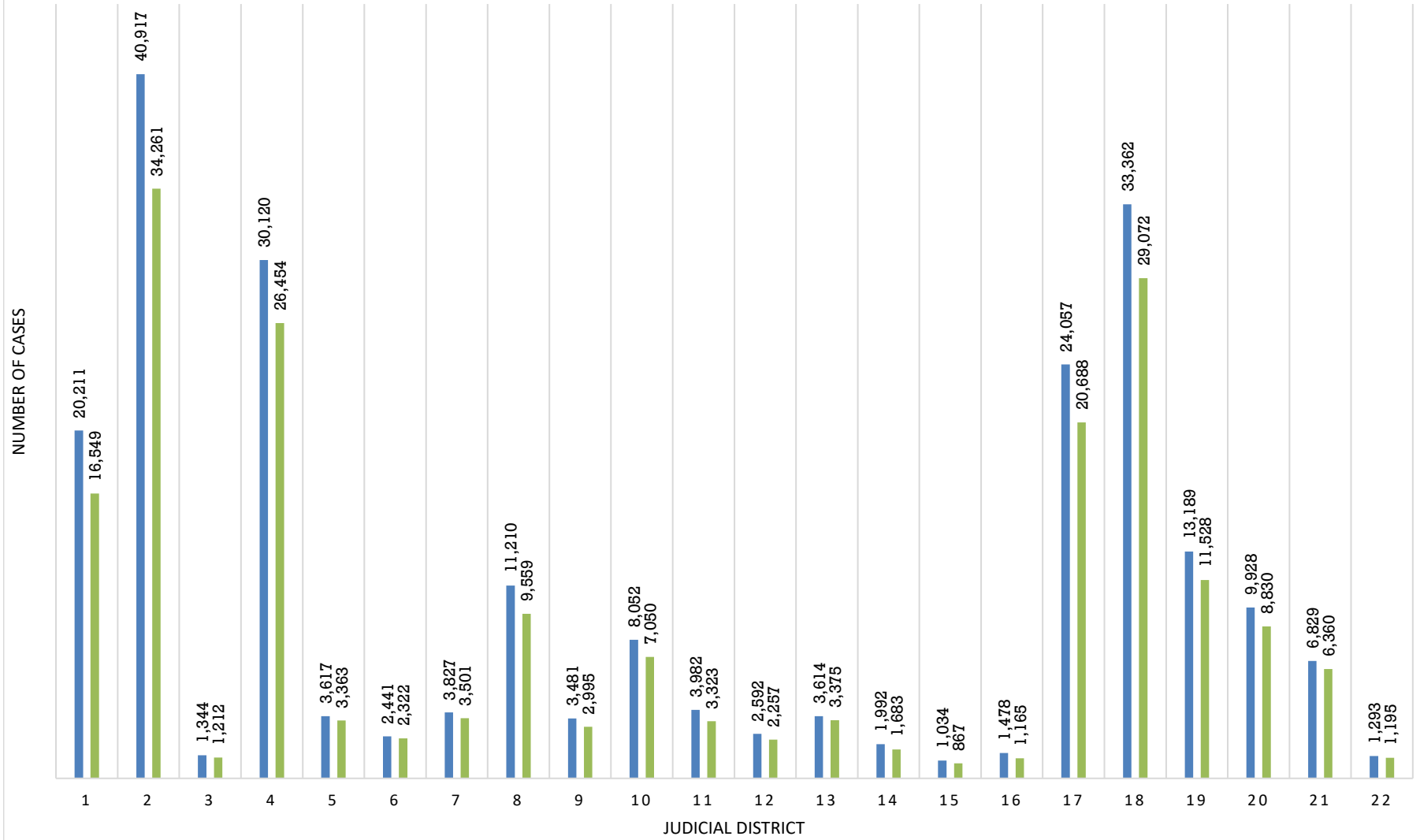
**Table 14:
District Court Filings, Terminations, and Percent Change
Fiscal Year 2020 and Fiscal Year 2021**

Judicial District	Filings			Terminations		
	FY20	FY21	Percent Change	FY20	FY21	Percent Change
1	20,211	16,549	-18.12%	19,499	16,836	-13.66%
2	35,161	28,820	-18.03%	36,341	28,661	-21.13%
Juvenile-2	2,401	1,979	-17.58%	2,448	1,744	-28.76%
Probate-2	3,355	3,462	3.19%	3,647	3,474	-4.74%
3	1,344	1,212	-9.82%	1,275	1,312	2.90%
4	30,120	26,454	-12.17%	29,810	25,773	-13.54%
5	3,617	3,363	-7.02%	3,588	3,197	-10.90%
6	2,441	2,322	-4.88%	2,442	2,257	-7.58%
7	3,827	3,501	-8.52%	3,741	3,435	-8.18%
8	11,210	9,559	-14.73%	11,137	9,420	-15.42%
9	3,481	2,995	-13.96%	3,430	3,181	-7.26%
10	8,052	7,050	-12.44%	8,020	7,086	-11.65%
11	3,982	3,323	-16.55%	3,864	3,379	-12.55%
12	2,592	2,257	-12.92%	2,825	2,209	-21.81%
13	3,614	3,375	-6.61%	3,562	3,378	-5.17%
14	1,992	1,683	-15.51%	1,987	1,573	-20.84%
15	1,034	867	-16.15%	1,003	925	-7.78%
16	1,478	1,165	-21.18%	1,530	1,199	-21.63%
17	24,057	20,688	-14.00%	23,057	20,173	-12.51%
18	33,362	29,072	-12.86%	32,388	28,897	-10.78%
19	13,189	11,528	-12.59%	12,977	11,392	-12.21%
20	9,928	8,830	-11.06%	9,564	8,728	-8.74%
21	6,829	6,360	-6.87%	7,103	6,003	-15.49%
22	1,293	1,195	-7.58%	1,302	1,088	-16.44%
State Total ^(a)	228,570	197,609	-13.55%	226,540	195,320	-13.78%

^(a) Totals do not include Water Court.

**TABLE 14 CHART:
DISTRICT COURT-NEW CASE FILINGS BY JUDICIAL DISTRICT
COMPARISON FISCAL YEAR 2020 AND FISCAL YEAR 2021**

■ FY2020 ■ FY2021



**Table 15:
District Court Filings and Terminations
Fiscal Year 2021**

Judicial District	Court Location	Criminal		Civil		Domestic Relations		Juvenile		Mental Health		Probate		Total	
		Filings	Term.	Filings	Term.	Filings	Term.	Filings	Term.	Filings	Term.	Filings	Term.	Filings	Term
1	Gilpin	135	88	83	77	19	24	5	4	3	3	30	27	275	223
	Jefferson	3,345	3,382	6,559	6,518	2,654	2,785	1,087	1,214	733	766	1,896	1,948	16,274	16,613
	Total	3,480	3,470	6,642	6,595	2,673	2,809	1,092	1,218	736	769	1,926	1,975	16,549	16,836
2	Denver	5,019	5,419	19,838	19,469	3,963	3,773	n/a	n/a	n/a	n/a	n/a	n/a	28,820	28,661
	Denver Juvenile	n/a	n/a	n/a	n/a	n/a	n/a	1,979	1,744	n/a	n/a	n/a	n/a	1,979	1,744
	Denver Probate	n/a	n/a	36	40	n/a	n/a	n/a	n/a	1,344	1,375	2,082	2,059	3,462	3,474
	Total	5,019	5,419	19,874	19,509	3,963	3,773	1,979	1,744	1,344	1,375	2,082	2,059	34,261	33,879
3	Huerfano	194	263	73	77	38	35	59	56	6	5	64	70	434	506
	Las Animas	277	295	214	226	98	97	106	104	12	12	71	72	778	806
	Total	471	558	287	303	136	132	165	160	18	17	135	142	1,212	1,312
4	El Paso	7,229	6,495	7,716	7,632	5,233	5,131	2,121	2,495	1,170	1,168	2,127	2,076	25,596	24,997
	Teller	291	245	249	253	115	90	79	74	22	23	102	91	858	776
	Total	7,520	6,740	7,965	7,885	5,348	5,221	2,200	2,569	1,192	1,191	2,229	2,167	26,454	25,773
5	Clear Creek	144	127	141	130	48	53	53	38	10	9	42	48	438	405
	Eagle	340	306	785	786	255	225	83	73	24	24	120	120	1,607	1,534
	Lake	85	65	94	95	42	46	14	20	11	11	21	23	267	260
	Summit	295	251	495	498	134	131	32	30	31	29	64	59	1,051	998
	Total	864	749	1,515	1,509	479	455	182	161	76	73	247	250	3,363	3,197
6	Archuleta	108	119	192	183	83	77	34	37	7	6	81	79	505	501
	La Plata	560	531	577	585	287	259	77	77	69	62	200	198	1,770	1,712
	San Juan	7	6	31	30	3	2	1	1	0	0	5	5	47	44
	Total	675	656	800	798	373	338	112	115	76	68	286	282	2,322	2,257
7	Delta	349	316	278	282	205	203	117	93	30	30	151	150	1,130	1,074
	Gunnison	99	89	192	202	78	60	17	14	8	8	62	83	456	456
	Hinsdale	0	450	11	9	2	2	0	0	0	0	9	11	22	472
	Montrose	447	19	411	427	269	265	207	159	38	40	185	188	1,557	1,098
	Ouray	17	19	57	61	14	10	2	4	0	0	23	20	113	114
	San Miguel	49	53	108	104	40	37	5	10	0	0	21	17	223	221
	Total	961	946	1,057	1,085	608	577	348	280	76	78	451	469	3,501	3,435

**Table 15:
District Court Filings and Terminations
Fiscal Year 2021**

Judicial District	Court Location	Criminal		Civil		Domestic Relations		Juvenile		Mental Health		Probate		Total	
		Filings	Term.	Filings	Term.	Filings	Term.	Filings	Term.	Filings	Term.	Filings	Term.	Filings	Term.
8	Jackson	17	21	14	13	10	8	1	2	0	0	12	5	54	49
	Larimer	2,380	2,299	3,387	3,329	1,754	1,673	635	717	445	446	904	907	9,505	9,371
	Total	2,397	2,320	3,401	3,342	1,764	1,681	636	719	445	446	916	912	9,559	9,420
9	Garfield	621	465	840	845	386	387	142	167	24	21	148	140	2,161	2,025
	Pitkin	100	83	330	327	104	94	16	13	4	5	68	64	622	586
	Rio Blanco	38	43	89	88	43	380	20	23	1	1	21	35	212	570
	Total	759	591	1,259	1,260	533	861	178	203	29	27	237	239	2,995	3,181
10	Pueblo	1,876	1,930	2,154	2,157	1,092	1,061	684	722	429	439	815	777	7,050	7,086
	Total	1,876	1,930	2,154	2,157	1,092	1,061	684	722	429	439	815	777	7,050	7,086
11	Chaffee	250	219	182	195	83	88	83	81	20	20	79	90	697	693
	Custer	31	49	63	58	21	24	5	7	1	1	27	28	148	167
	Fremont	571	581	679	721	303	322	183	210	30	33	205	203	1,971	2,070
	Park	101	70	202	182	63	56	17	22	16	15	108	104	507	449
	Total	953	919	1,126	1,156	470	490	288	320	67	69	419	425	3,323	3,379
12	Alamosa	343	331	198	191	130	132	106	108	56	52	50	51	883	865
	Conejos	91	83	99	102	36	36	22	28	6	7	42	45	296	301
	Costilla	67	72	49	47	27	23	22	15	7	6	114	112	286	275
	Mineral	5	4	15	16	0	2	1	0	2	2	7	6	30	30
	Rio Grande	156	148	127	119	84	81	67	66	19	19	56	52	509	485
	Saguache	71	80	84	80	37	27	14	20	14	14	33	32	253	253
	Total	733	718	572	555	314	301	232	237	104	100	302	298	2,257	2,209
13	Kit Carson	51	69	73	64	38	38	24	26	4	2	60	59	250	258
	Logan	423	525	249	255	134	127	114	110	38	39	104	104	1,062	1,160
	Morgan	457	361	366	382	216	210	152	144	24	21	131	163	1,346	1,281
	Phillips	27	33	46	44	28	25	3	5	3	2	23	19	130	128
	Sedgwick	57	38	26	29	12	12	2	2	5	6	19	19	121	106
	Washington	31	41	49	55	34	27	13	15	7	3	35	28	169	169
	Yuma	71	58	83	81	45	45	19	16	7	7	72	69	297	276
	Total	1,117	1,125	892	910	507	484	327	318	88	80	444	461	3,375	3,378
14	Grand	137	106	184	185	59	59	16	14	11	11	57	54	464	429
	Moffat	222	183	172	177	95	98	28	26	2	2	53	59	572	545
	Routt	166	116	271	267	88	102	24	24	8	8	90	82	647	599
	Total	525	405	627	629	242	259	68	64	21	21	200	195	1,683	1,573

**Table 15:
District Court Filings and Terminations
Fiscal Year 2021**

Judicial District	Court Location	Criminal		Civil		Domestic Relations		Juvenile		Mental Health		Probate		Total	
		Filings	Term.	Filings	Term.	Filings	Term.	Filings	Term.	Filings	Term.	Filings	Term.	Filings	Term
15	Baca	25	28	36	36	30	32	34	31	5	5	43	44	173	176
	Cheyenne	20	14	18	20	7	10	9	8	0	0	13	15	67	67
	Kiowa	16	27	16	15	8	11	3	5	0	0	23	22	66	80
	Prowers	214	250	121	116	90	97	71	75	7	7	58	57	561	602
	Total	275	319	191	187	135	150	117	119	12	12	137	138	867	925
16	Bent	95	100	45	44	36	30	43	34	5	4	31	39	255	251
	Crowley	81	101	67	74	25	20	26	24	4	4	21	15	224	238
	Otero	194	232	166	167	110	107	95	80	24	25	97	99	686	710
	Total	370	433	278	285	171	157	164	138	33	33	149	153	1,165	1,199
17	Adams	4,153	3,570	8,677	8,598	2,786	2,778	1,291	1,403	541	563	1,210	1,214	18,658	18,126
	Broomfield	373	361	1,037	1,020	316	335	81	92	53	54	170	185	2,030	2,047
	Total	4,526	3,931	9,714	9,618	3,102	3,113	1,372	1,495	594	617	1,380	1,399	20,688	20,173
18	Arapahoe	2,914	2,707	10,134	10,035	3,273	3,169	1,325	1,610	923	918	1,881	1,874	20,450	20,313
	Douglas	1,180	1,096	3,371	3,309	1,540	1,463	655	871	267	265	724	700	7,737	7,704
	Elbert	83	93	260	239	126	129	28	44	26	24	71	62	594	591
	Lincoln	139	130	62	66	32	34	28	21	5	5	25	33	291	289
	Total	4,316	4,026	13,827	13,649	4,971	4,795	2,036	2,546	1,221	1,212	2,701	2,669	29,072	28,897
19	Weld	2,480	2,344	4,425	4,399	2,051	1,929	1,302	1,451	276	273	994	996	11,528	11,392
20	Boulder	2,160	1,876	3,286	3,322	1,239	1,294	636	670	588	613	921	953	8,830	8,728
21	Mesa	1,937	1,660	1,608	1,617	1,095	1,025	720	711	368	369	632	621	6,360	6,003
22	Dolores	14	9	37	31	8	7	5	4	0	0	30	27	94	78
	Montezuma	406	345	244	248	191	177	111	100	5	5	144	135	1,101	1,010
	Total	420	354	281	279	199	184	116	104	5	5	174	162	1,195	1,088
State Total		43,834	41,489	81,781	81,049	31,465	31,089	14,954	16,064	7,798	7,887	17,777	17,742	197,609	195,320

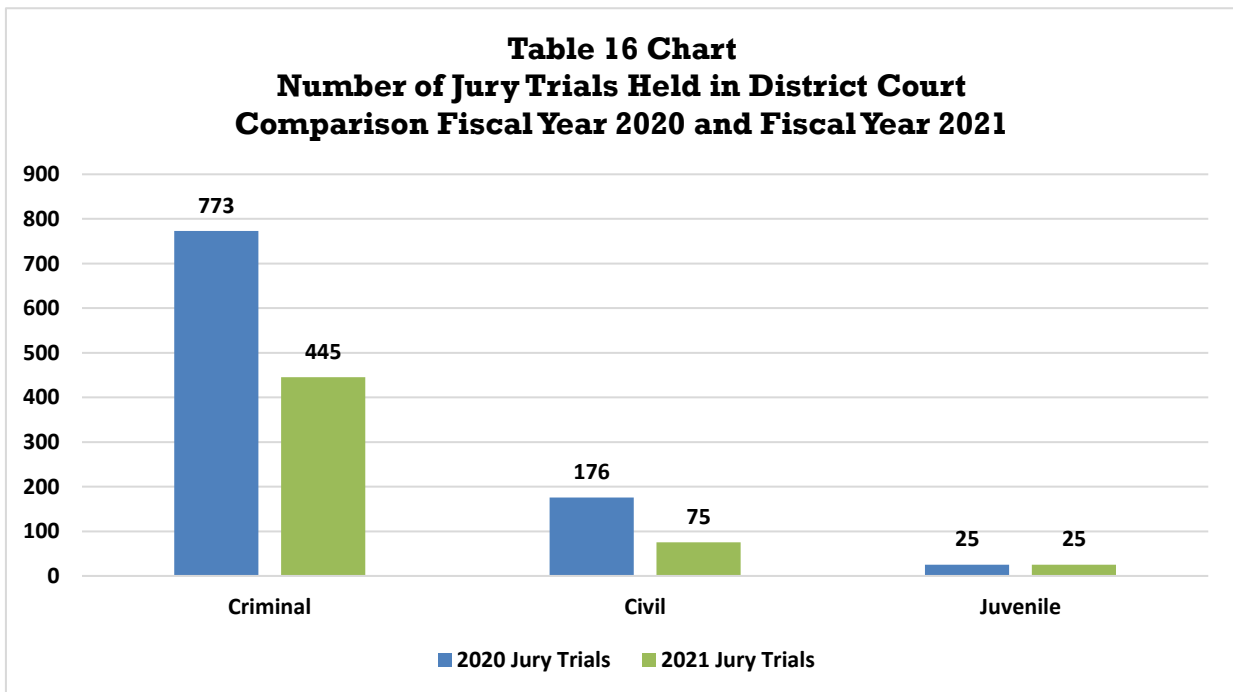
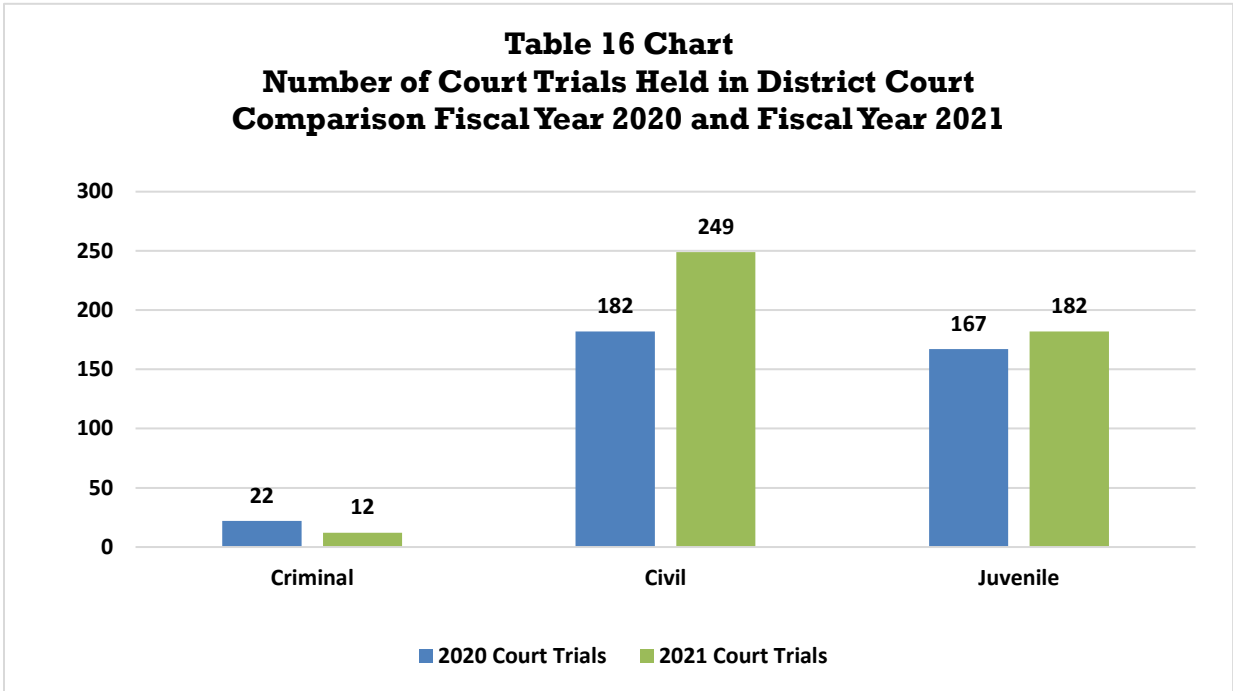
**Table 16:
Number of Court and Jury Trials Held in District Court
Fiscal Year 2021**

Judicial District	Court Location	Criminal		Civil		Juvenile		Total	
		Court Trials	Jury Trials	Court Trials	Jury Trials	Court Trials	Jury Trials	Court Trials	Jury Trials
1	Gilpin	0	2	1	0	0	0	1	2
	Jefferson	4	60	9	12	9	1	22	73
	<i>Total</i>	4	62	10	12	9	1	23	75
2	Denver	0	59	60	24	0	0	60	83
	Denver Juvenile	0	0	0	0	41	3	41	3
	<i>Total</i>	0	59	60	24	41	3	101	86
3	Huerfano	0	4	2	0	0	0	2	4
	Las Animas	0	1	4	0	0	0	4	1
	<i>Total</i>	0	5	6	0	0	0	6	5
4	El Paso	0	71	5	2	26	4	31	77
	Teller	1	2	2	1	0	0	3	3
	<i>Total</i>	1	73	7	3	26	4	34	80
5	Clear Creek	0	0	0	0	0	0	0	0
	Eagle	0	5	3	0	2	0	5	5
	Lake	0	2	0	0	0	0	0	2
	Summit	0	2	4	1	1	1	5	4
	<i>Total</i>	0	9	7	1	3	1	10	11
6	Archuleta	0	0	0	0	0	0	0	0
	La Plata	0	4	2	0	0	0	2	4
	San Juan	0	0	0	0	0	0	0	0
	<i>Total</i>	0	4	2	0	0	0	2	4
7	Delta	0	2	3	0	5	0	8	2
	Gunnison	0	0	2	0	0	0	2	0
	Hinsdale	0	0	0	0	0	0	0	0
	Montrose	0	1	2	0	1	0	3	1
	Ouray	0	0	0	0	0	0	0	0
	San Miguel	0	0	0	0	1	0	1	0
	<i>Total</i>	0	3	7	0	7	0	14	3
8	Jackson	0	3	0	0	0	0	0	3
	Larimer	0	18	9	11	1	0	10	29
	<i>Total</i>	0	21	9	11	1	0	10	32
9	Garfield	0	8	5	0	0	1	5	9
	Pitkin	0	1	2	0	0	0	2	1
	Rio Blanco	0	0	0	1	0	0	0	1
	<i>Total</i>	0	9	7	1	0	1	7	11
10	Pueblo	0	20	7	0	1	0	8	20
11	Chaffee	0	1	2	0	0	0	2	1
	Custer	0	1	3	0	0	0	3	1
	Fremont	1	8	6	0	0	0	7	8
	Park	0	0	2	0	0	0	2	0
	<i>Total</i>	1	10	13	0	0	0	14	10

**Table 16:
Number of Court and Jury Trials Held in District Court
Fiscal Year 2021**

Judicial District	Court Location	Criminal		Civil		Juvenile		Total	
		Court Trials	Jury Trials	Court Trials	Jury Trials	Court Trials	Jury Trials	Court Trials	Jury Trials
12	Alamosa	0	1	0	0	0	0	0	1
	Conejos	0	0	0	0	0	1	0	1
	Costilla	0	0	0	0	1	0	1	0
	Mineral	0	0	0	0	0	0	0	0
	Rio Grande	0	0	1	0	1	1	2	1
	Saguache	0	0	0	0	0	1	0	1
	Total	0	1	1	0	2	3	3	4
13	Kit Carson	0	0	0	0	0	0	0	0
	Logan	0	5	2	0	3	0	5	5
	Morgan	0	4	0	0	1	1	1	5
	Phillips	0	0	0	0	0	0	0	0
	Sedgwick	0	0	0	0	0	0	0	0
	Washington	0	2	0	0	0	0	0	2
	Yuma	0	3	0	0	0	0	0	3
Total	0	14	2	0	4	1	6	15	
14	Grand	0	0	1	0	0	1	1	1
	Moffat	0	0	1	0	0	0	1	0
	Routt	0	1	3	0	1	0	4	1
	Total	0	1	5	0	1	1	6	2
15	Baca	0	0	3	0	0	0	3	0
	Cheyenne	0	0	0	0	0	0	0	0
	Kiowa	0	0	0	0	0	0	0	0
	Prowers	0	0	1	0	0	0	1	0
	Total	0	0	4	0	0	0	4	0
16	Bent	0	0	0	0	0	0	0	0
	Crowley	0	0	0	0	0	0	0	0
	Otero	0	3	1	0	0	0	1	3
	Total	0	3	1	0	0	0	1	3
17	Adams	0	32	12	1	3	1	15	34
	Broomfield	1	4	3	0	0	0	4	4
	Total	1	36	15	1	3	1	19	38
18	Arapahoe	0	48	20	10	40	1	60	59
	Douglas	1	10	17	10	1	0	19	20
	Elbert	1	5	0	0	0	0	1	5
	Lincoln	0	2	0	0	0	0	0	2
	Total	2	65	37	20	41	1	80	86
19	Weld	0	15	22	2	19	0	41	17
20	Boulder	0	17	15	0	12	5	27	22
21	Mesa	3	14	12	0	10	1	25	15
22	Dolores	0	0	0	0	0	0	0	0
	Montezuma	0	4	0	0	2	2	2	6
	Total	0	4	0	0	2	2	2	6
State Total		12	445	249	75	182	25	443	545

**Table 16 Chart:
Number of Court and Jury Trials Held in District Court
Comparison Fiscal Year 2020 and Fiscal Year 2021**



**Table 17:
District Court Civil Filings by Case Type
Fiscal Year 2021**

Judicial District	Court Location	Breach of Contract (CT)	Breach of Warranty (BW)	County Court Counter Claim (CC)	Condemnation (CD)	Confirm Arbitration Award (AW)	Conservation Easements (CE)	County Court or Municipal Appeal (CP)
1	Gilpin	6	0	0	0	0	0	0
	Jefferson	215	2	0	7	0	0	65
	<i>Total</i>	<i>221</i>	<i>2</i>	<i>0</i>	<i>7</i>	<i>0</i>	<i>0</i>	<i>65</i>
2	Denver	527	11	27	1	28	0	52
	Denver Probate*	0	0	0	0	0	0	0
	<i>Total</i>	<i>527</i>	<i>11</i>	<i>27</i>	<i>1</i>	<i>28</i>	<i>0</i>	<i>52</i>
3	Huerfano	2	0	0	0	0	0	2
	Las Animas	1	0	0	0	0	0	5
	<i>Total</i>	<i>3</i>	<i>0</i>	<i>0</i>	<i>0</i>	<i>0</i>	<i>0</i>	<i>7</i>
4	El Paso	283	3	7	0	5	0	51
	Teller	4	1	0	0	0	0	5
	<i>Total</i>	<i>287</i>	<i>4</i>	<i>7</i>	<i>0</i>	<i>5</i>	<i>0</i>	<i>56</i>
5	Clear Creek	5	0	0	0	0	0	0
	Eagle	38	0	1	1	1	0	10
	Lake	3	1	0	0	0	0	0
	Summit	24	0	0	0	0	0	2
	<i>Total</i>	<i>70</i>	<i>1</i>	<i>1</i>	<i>1</i>	<i>1</i>	<i>0</i>	<i>12</i>
6	Archuleta	6	0	0	0	0	0	2
	La Plata	15	1	1	1	0	0	4
	San Juan	1	0	0	0	0	0	0
	<i>Total</i>	<i>22</i>	<i>1</i>	<i>1</i>	<i>1</i>	<i>0</i>	<i>0</i>	<i>6</i>
7	Delta	11	1	0	0	0	0	2
	Gunnison	11	1	0	3	0	0	2
	Hinsdale	0	0	0	0	0	0	0
	Montrose	5	0	0	0	0	0	8
	Ouray	2	0	0	0	0	0	4
	San Miguel	9	1	0	0	0	0	1
	<i>Total</i>	<i>38</i>	<i>3</i>	<i>0</i>	<i>3</i>	<i>0</i>	<i>0</i>	<i>17</i>

*Denver Probate Court handles Extreme Risk Protection Orders (ERPO) along with Denver District Court.

**Table 17:
District Court Civil Filings by Case Type
Fiscal Year 2021**

Judicial District	Court Location	Declaratory Judgment (DJ)	Deprivation of Rights (RD)	Determination of Interests (DI)	Disclaimer (DC)	Distrain Warrant (DT)	Employment Discrimination (ED)	Extreme Risk (ER)	Foreclosure Other Than Rule 120 (FC)
1	Gilpin	0	0	0	0	53	0	0	0
	Jefferson	34	1	5	0	4,905	6	12	38
	Total	34	1	5	0	4,958	6	12	38
2	Denver	124	2	0	0	15,104	28	0	107
	Denver Probate*	0	0	0	0	0	0	33	0
	Total	124	2	0	0	15,104	28	33	107
3	Huerfano	2	1	3	0	35	0	0	2
	Las Animas	0	0	0	0	126	0	1	1
	Total	2	1	3	0	161	0	1	3
4	El Paso	26	1	2	0	5,491	4	22	98
	Teller	1	0	0	0	175	0	1	1
	Total	27	1	2	0	5,666	4	23	99
5	Clear Creek	1	0	0	0	87	0	0	1
	Eagle	8	0	0	0	526	0	0	27
	Lake	0	0	0	0	67	0	1	1
	Summit	5	0	2	0	323	0	1	7
	Total	14	0	2	0	1,003	0	2	36
6	Archuleta	3	0	0	0	103	0	0	23
	La Plata	2	0	0	0	400	0	0	1
	San Juan	0	0	0	0	25	0	1	0
	Total	5	0	0	0	528	0	1	24
7	Delta	2	0	0	0	190	0	0	0
	Gunnison	3	0	0	0	128	0	0	5
	Hinsdale	1	0	0	0	8	0	0	0
	Montrose	1	0	1	0	311	0	0	0
	Ouray	1	4	1	0	32	0	0	1
	San Miguel	4	0	0	0	73	0	0	1
	Total	12	4	2	0	742	0	0	7

*Denver Probate Court handles Extreme Risk Protection Orders (ERPO) along with Denver District Court.

**Table 17:
District Court Civil Filings by Case Type
Fiscal Year 2021**

Judicial District	Court Location	Forcible Entry and Detainer (FE)	Foreign Judgment (FJ)	Fraud (FD)	Goods Sold and Delivered (GS)	Injunctive Relief (IR)	Landlord-Tenant (LT)	Lien (LN)
1	Gilpin	0	0	0	0	1	0	0
	Jefferson	36	21	12	8	26	2	4
	<i>Total</i>	36	21	12	8	27	2	4
2	Denver	90	35	54	70	137	73	4
	Denver Probate*	0	0	0	0	0	0	0
	<i>Total</i>	90	35	54	70	137	73	4
3	Huerfano	0	1	0	0	2	0	0
	Las Animas	0	0	1	0	0	0	0
	<i>Total</i>	0	1	1	0	2	0	0
4	El Paso	33	41	13	14	24	1	3
	Teller	2	1	0	0	1	1	0
	<i>Total</i>	35	42	13	14	25	2	3
5	Clear Creek	0	1	0	2	1	1	0
	Eagle	4	7	2	2	6	0	1
	Lake	0	0	0	0	0	0	0
	Summit	1	1	0	0	1	0	3
	<i>Total</i>	5	9	2	4	8	1	4
6	Archuleta	1	0	1	0	2	0	0
	La Plata	0	6	3	0	7	1	1
	San Juan	0	0	0	0	1	0	0
	<i>Total</i>	1	6	4	0	10	1	1
7	Delta	2	2	0	2	3	0	0
	Gunnison	3	1	1	0	2	0	2
	Hinsdale	0	0	0	0	0	0	0
	Montrose	1	2	2	1	0	0	1
	Ouray	0	0	0	0	1	0	1
	San Miguel	0	0	2	0	1	0	0
	<i>Total</i>	6	5	5	3	7	0	4

*Denver Probate Court handles Extreme Risk Protection Orders (ERPO) along with Denver District Court.

**Table 17:
District Court Civil Filings by Case Type
Fiscal Year 2021**

Judicial District	Court Location	Motion to Approve						
		Malpractice (MP)	Mechanics Lien (ML)	Money (MY)	Transfer of Structured Settlement (TS)	Name Change (NC)	Negligence (NG)	Note (NT)
1	Gilpin	0	2	4	0	1	3	0
	Jefferson	9	22	257	10	33	47	11
	<i>Total</i>	9	24	261	10	34	50	11
2	Denver	66	81	302	17	71	99	69
	Denver Probate*	0	0	0	0	0	0	0
	<i>Total</i>	66	81	302	17	71	99	69
3	Huerfano	0	0	1	2	0	0	0
	Las Animas	0	0	6	0	3	2	1
	<i>Total</i>	0	0	7	2	3	2	1
4	El Paso	18	19	216	25	43	65	10
	Teller	1	2	8	0	0	5	1
	<i>Total</i>	19	21	224	25	43	70	11
5	Clear Creek	0	0	6	0	1	1	0
	Eagle	3	9	26	0	4	9	0
	Lake	0	0	2	0	0	0	0
	Summit	3	8	24	0	0	8	1
	<i>Total</i>	6	17	58	0	5	18	1
6	Archuleta	1	1	7	0	3	1	0
	La Plata	3	7	33	3	5	3	2
	San Juan	0	0	0	0	0	0	0
	<i>Total</i>	4	8	40	3	8	4	2
7	Delta	0	0	12	2	0	2	1
	Gunnison	0	1	2	0	0	2	1
	Hinsdale	0	0	0	0	0	0	0
	Montrose	1	0	24	1	2	3	1
	Ouray	0	0	4	0	0	1	0
	San Miguel	0	0	1	0	0	1	0
	<i>Total</i>	1	1	43	3	2	9	3

*Denver Probate Court handles Extreme Risk Protection Orders (ERPO) along with Denver District Court.

**Table 17:
District Court Civil Filings by Case Type
Fiscal Year 2021**

Judicial District	Court Location	Other (OT)	Out of State Subpoena (SB)	Personal Injury (PL)	Personal Injury - Motor Vehicle (PM)	Petition to Seal Criminal Conviction (PC)	Petition to Seal Criminal Record (RC)	Prohibition (PE)	Property Damage (PD)
1	Gilpin	3	0	3	2	0	0	0	0
	Jefferson	150	33	107	291	5	30	0	7
	Total	153	33	110	293	5	30	0	7
2	Denver	229	144	286	1,041	66	126	0	1
	Denver Probate*	0	0	0	0	0	0	0	0
	Total	229	144	286	1,041	66	126	0	1
3	Huerfano	1	0	2	0	0	0	0	0
	Las Animas	6	0	4	4	0	0	0	0
	Total	7	0	6	4	0	0	0	0
4	El Paso	149	36	120	549	3	26	0	7
	Teller	8	0	6	4	0	1	0	1
	Total	157	36	126	553	3	27	0	8
5	Clear Creek	2	1	2	13	0	0	0	0
	Eagle	17	10	24	11	2	2	0	4
	Lake	6	0	1	4	0	0	0	0
	Summit	8	5	20	10	0	0	0	2
	Total	33	16	47	38	2	2	0	6
6	Archuleta	6	0	5	4	0	1	0	0
	La Plata	21	5	8	7	1	0	0	3
	San Juan	1	0	0	0	0	0	0	0
	Total	28	5	13	11	1	1	0	3
7	Delta	6	2	5	3	0	2	0	1
	Gunnison	7	0	6	2	0	2	0	0
	Hinsdale	0	0	0	0	0	0	0	0
	Montrose	13	1	3	3	0	0	0	1
	Ouray	1	0	0	0	0	0	0	0
	San Miguel	3	0	6	0	0	2	0	0
	Total	30	3	20	8	0	6	0	2

*Denver Probate Court handles Extreme Risk Protection Orders (ERPO) along with Denver District Court.

**Table 17:
District Court Civil Filings by Case Type
Fiscal Year 2021**

Judicial District	Court Location	Protection Order (RS)	Public Nuisance (PH)	Public Utilities (PU)	Replevin (RP)	Review - Other		Rule 105 Quiet Title (R5)	Rule 106 - Writs / Contempt (R6)
						Local Government / Person (RV)			
1	Gilpin	0	0	0	0	1		2	1
	Jefferson	0	1	0	29	13		24	5
	<i>Total</i>	0	1	0	29	14		26	6
2	Denver	9	135	5	40	57		19	79
	Denver Probate*	3	0	0	0	0		0	0
	<i>Total</i>	12	135	5	40	57		19	79
3	Huerfano	0	0	0	0	0		10	4
	Las Animas	0	0	0	1	0		7	1
	<i>Total</i>	0	0	0	1	0		17	5
4	El Paso	1	22	0	39	16		32	17
	Teller	0	3	0	0	1		9	0
	<i>Total</i>	1	25	0	39	17		41	17
5	Clear Creek	0	0	0	1	0		8	0
	Eagle	0	0	0	6	4		5	0
	Lake	0	0	0	1	0		3	0
	Summit	0	0	0	2	0		4	0
	<i>Total</i>	0	0	0	10	4		20	0
6	Archuleta	0	0	0	0	0		16	0
	La Plata	0	0	0	3	1		10	0
	San Juan	0	0	0	0	0		2	0
	<i>Total</i>	0	0	0	3	1		28	0
7	Delta	0	0	0	2	1		3	5
	Gunnison	0	0	0	1	0		2	1
	Hinsdale	0	0	0	0	0		0	0
	Montrose	1	0	0	3	0		10	0
	Ouray	0	0	0	0	1		0	3
	San Miguel	0	0	0	0	1		2	0
	<i>Total</i>	1	0	0	6	3		17	9

*Denver Probate Court handles Extreme Risk Protection Orders (ERPO) along with Denver District Court.

**Table 17:
District Court Civil Filings by Case Type
Fiscal Year 2021**

Judicial District	Court Location	Rule 120 Deed of Trust (R2)	Services Rendered (SV)	Sexual Harassment (SH)	Special District (SD)	Specific Performance (SP)	Unemployment Compensation (UC)	Wages (WG)
1	Gilpin	1	0	0	0	0	0	0
	Jefferson	41	6	2	1	1	0	4
	<i>Total</i>	42	6	2	1	1	0	4
2	Denver	83	154	0	0	4	0	40
	Denver Probate*	0	0	0	0	0	0	0
	<i>Total</i>	83	154	0	0	4	0	40
3	Huerfano	3	0	0	0	0	0	0
	Las Animas	12	0	0	0	0	0	0
	<i>Total</i>	15	0	0	0	0	0	0
4	El Paso	74	5	2	33	3	0	11
	Teller	6	0	0	0	0	0	0
	<i>Total</i>	80	5	2	33	3	0	11
5	Clear Creek	4	1	0	1	0	0	0
	Eagle	9	0	1	0	2	0	2
	Lake	3	0	0	0	0	0	0
	Summit	26	2	0	0	0	0	2
	<i>Total</i>	42	3	1	1	2	0	4
6	Archuleta	5	1	0	0	0	0	0
	La Plata	17	0	1	0	0	0	1
	San Juan	0	0	0	0	0	0	0
	<i>Total</i>	22	1	1	0	0	0	1
7	Delta	14	0	0	0	1	0	0
	Gunnison	1	0	0	0	0	0	1
	Hinsdale	1	0	0	1	0	0	0
	Montrose	8	0	0	0	0	0	0
	Ouray	0	0	0	0	0	0	0
	San Miguel	0	0	0	0	0	0	0
	<i>Total</i>	24	0	0	1	1	0	1

*Denver Probate Court handles Extreme Risk Protection Orders (ERPO) along with Denver District Court.

**Table 17:
District Court Civil Filings by Case Type
Fiscal Year 2021**

Judicial District	Court Location	Workman's Compensation (WC)	Writ of Habeas Corpus (WH)	Wrongful Death (WF)	Wrongful Death – Motor Vehicle (WV)	Total	Total minus Distrain and Rule 120 Cases
1	Gilpin	0	0	0	0	83	29
	Jefferson	1	5	11	4	6,559	1,613
	<i>Total</i>	1	5	11	4	6,642	1,642
2	Denver	58	47	29	7	19,838	4,651
	Denver Probate*	0	0	0	0	36	36
	<i>Total</i>	58	47	29	7	19,874	4,687
3	Huerfano	0	0	0	0	73	35
	Las Animas	0	32	0	0	214	76
	<i>Total</i>	0	32	0	0	287	111
4	El Paso	0	34	15	4	7,716	2,151
	Teller	0	0	0	0	249	68
	<i>Total</i>	0	34	15	4	7,965	2,219
5	Clear Creek	0	1	0	0	141	50
	Eagle	0	0	1	0	785	250
	Lake	0	1	0	0	94	24
	Summit	0	0	0	0	495	146
	<i>Total</i>	0	2	1	0	1,515	470
6	Archuleta	0	0	0	0	192	84
	La Plata	0	0	0	0	577	160
	San Juan	0	0	0	0	31	6
	<i>Total</i>	0	0	0	0	800	250
7	Delta	0	0	0	1	278	74
	Gunnison	0	0	1	0	192	63
	Hinsdale	0	0	0	0	11	2
	Montrose	0	1	2	0	411	92
	Ouray	0	0	0	0	57	25
	San Miguel	0	0	0	0	108	35
	<i>Total</i>	0	1	3	1	1,057	291

*Denver Probate Court handles Extreme Risk Protection Orders (ERPO) along with Denver District Court.

**Table 17:
District Court Civil Filings by Case Type
Fiscal Year 2021**

Judicial District	Court Location	Breach of Contract (CT)	Breach of Warranty (BW)	County Court Counter Claim (CC)	Condemnation (CD)	Confirm Arbitration Award (AW)	Conservation Easements (CE)	County Court or Municipal Appeal (CP)
8	Jackson	0	0	0	0	0	0	0
	Larimer	152	1	0	5	2	1	27
	Total	152	1	0	5	2	1	27
9	Garfield	21	2	0	1	0	0	5
	Pitkin	31	0	0	0	0	0	7
	Rio Blanco	3	0	0	0	0	0	1
	Total	55	2	0	1	0	0	13
10	Pueblo	41	1	1	1	2	0	14
11	Chaffee	8	0	0	0	0	0	1
	Custer	1	0	0	0	0	0	4
	Fremont	12	0	1	1	0	0	4
	Park	9	0	0	0	0	0	1
	Total	30	0	1	1	0	0	10
12	Alamosa	6	0	0	0	0	0	2
	Conejos	2	0	0	0	0	0	0
	Costilla	3	0	0	0	0	0	2
	Mineral	1	0	0	0	0	0	0
	Rio Grande	3	0	0	0	0	0	0
	Saguache	5	0	0	0	0	0	2
	Total	20	0	0	0	0	0	6
13	Kit Carson	4	0	0	0	0	0	0
	Logan	8	0	0	0	0	0	0
	Morgan	5	0	0	0	0	0	1
	Phillips	3	0	0	0	0	0	1
	Sedgwick	0	0	0	0	0	0	1
	Washington	0	0	0	0	0	0	0
	Yuma	3	0	0	0	0	0	0
	Total	23	0	0	0	0	0	3
14	Grand	2	0	0	0	0	0	3
	Moffat	3	0	0	1	0	0	1
	Routt	17	0	0	0	0	0	2
	Total	22	0	0	1	0	0	6

*Denver Probate Court handles Extreme Risk Protection Orders (ERPO) along with Denver District Court.

**Table 17:
District Court Civil Filings by Case Type
Fiscal Year 2021**

Judicial District	Court Location	Declaratory Judgment (DJ)	Deprivation of Rights (RD)	Determination of Interests (DI)	Disclaimer (DC)	Distrain Warrant (DT)	Employment Discrimination (ED)	Extreme Risk (ER)	Foreclosure Other Than Rule 120 (FC)
8	Jackson	0	0	0	0	10	0	0	0
	Larimer	15	1	2	0	2,418	1	1	18
	Total	15	1	2	0	2,428	1	1	18
9	Garfield	6	0	2	0	668	0	2	6
	Pitkin	10	1	0	0	196	1	0	4
	Rio Blanco	2	0	0	0	66	0	0	0
	Total	18	1	2	0	930	1	2	10
10	Pueblo	6	3	2	0	1,639	2	1	2
11	Chaffee	3	0	0	0	120	1	0	0
	Custer	1	0	0	0	30	0	0	0
	Fremont	1	0	2	0	291	0	1	2
	Park	3	0	1	0	130	0	0	3
	Total	8	0	3	0	571	1	1	5
12	Alamosa	1	0	0	0	144	0	1	0
	Conejos	0	0	0	0	83	0	0	0
	Costilla	0	0	1	0	30	0	0	0
	Mineral	0	0	0	0	10	0	0	1
	Rio Grande	2	0	0	0	91	0	1	0
	Saguache	2	0	1	0	38	0	0	2
	Total	5	0	2	0	396	0	2	3
13	Kit Carson	1	0	0	0	49	0	0	0
	Logan	2	0	0	0	155	0	0	0
	Morgan	1	0	0	0	301	0	2	0
	Phillips	0	0	0	0	30	0	1	0
	Sedgwick	1	0	0	0	15	0	0	0
	Washington	0	0	0	0	33	0	0	0
	Yuma	1	0	0	0	66	0	0	0
	Total	6	0	0	0	649	0	3	0
14	Grand	2	0	0	0	132	0	1	6
	Moffat	1	0	0	0	126	0	0	1
	Routt	1	0	0	0	180	0	0	5
	Total	4	0	0	0	438	0	1	12

*Denver Probate Court handles Extreme Risk Protection Orders (ERPO) along with Denver District Court.

**Table 17:
District Court Civil Filings by Case Type
Fiscal Year 2021**

Judicial District	Court Location	Forcible Entry and Detainer (FE)	Foreign Judgment (FJ)	Fraud (FD)	Goods Sold and Delivered (GS)	Injunctive Relief (IR)	Landlord-Tenant (LT)	Lien (LN)
8	Jackson	0	0	0	0	0	0	0
	Larimer	16	14	9	8	10	0	0
	Total	16	14	9	8	10	0	0
9	Garfield	4	3	1	4	1	0	0
	Pitkin	2	6	1	0	3	0	1
	Rio Blanco	0	0	0	0	0	0	1
	Total	6	9	2	4	4	0	2
10	Pueblo	3	7	3	5	5	2	1
11	Chaffee	0	2	1	2	1	0	0
	Custer	3	0	1	1	0	0	0
	Fremont	5	0	0	0	8	0	0
	Park	2	0	0	0	1	0	0
	Total	10	2	2	3	10	0	0
12	Alamosa	0	0	0	0	1	0	0
	Conejos	1	0	0	0	0	0	0
	Costilla	0	1	0	0	0	0	0
	Mineral	0	0	1	0	0	0	0
	Rio Grande	0	1	0	0	1	0	0
	Saguache	2	0	0	0	0	0	0
	Total	3	2	1	0	2	0	0
13	Kit Carson	1	1	0	1	0	0	0
	Logan	14	2	1	0	1	0	0
	Morgan	2	0	0	1	2	0	1
	Phillips	0	1	0	1	0	0	0
	Sedgwick	1	0	0	0	0	0	0
	Washington	1	0	0	0	0	0	0
	Yuma	0	0	0	1	0	0	0
	Total	19	4	1	4	3	0	1
14	Grand	1	0	0	0	4	0	0
	Moffat	0	3	0	2	1	0	0
	Routt	1	1	1	0	2	1	0
	Total	2	4	1	2	7	1	0

*Denver Probate Court handles Extreme Risk Protection Orders (ERPO) along with Denver District Court.

**Table 17:
District Court Civil Filings by Case Type
Fiscal Year 2021**

Judicial District	Court Location	Motion to Approve Transfer of							
		Malpractice (MP)	Mechanics Lien (ML)	Money (MY)	Structured Settlement (TS)	Name Change (NC)	Negligence (NG)	Note (NT)	
8	Jackson	0	0	1	0	0	0	0	0
	Larimer	10	9	143	8	28	29	3	
	Total	10	9	144	8	28	29	3	
9	Garfield	3	3	49	4	1	3	1	
	Pitkin	1	2	15	1	0	3	0	
	Rio Blanco	0	0	2	0	0	1	0	
	Total	4	5	66	5	1	7	1	
10	Pueblo	4	0	61	2	13	16	2	
11	Chaffee	2	1	5	0	0	0	1	
	Custer	0	0	2	0	0	0	0	
	Fremont	1	0	26	1	0	0	1	
	Park	0	2	12	0	0	3	1	
	Total	3	3	45	1	0	3	3	
12	Alamosa	0	0	8	0	2	1	0	
	Conejos	0	0	0	1	2	1	1	
	Costilla	0	0	1	0	1	0	0	
	Mineral	0	0	0	0	0	0	0	
	Rio Grande	0	0	1	1	0	1	0	
	Saguache	0	0	5	0	3	0	0	
	Total	0	0	15	2	8	3	1	
13	Kit Carson	0	0	2	1	0	1	1	
	Logan	0	1	7	1	4	1	0	
	Morgan	0	2	13	2	2	0	0	
	Phillips	0	0	4	0	1	0	0	
	Sedgwick	0	0	1	0	0	0	0	
	Washington	0	0	2	0	1	0	0	
	Yuma	0	0	4	0	0	1	0	
	Total	0	3	33	4	8	3	1	
14	Grand	0	1	8	0	0	1	0	
	Moffat	1	0	5	0	0	2	2	
	Routt	0	4	12	0	0	2	0	
	Total	1	5	25	0	0	5	2	

*Denver Probate Court handles Extreme Risk Protection Orders (ERPO) along with Denver District Court.

**Table 17:
District Court Civil Filings by Case Type
Fiscal Year 2021**

Judicial District	Court Location	Other (OT)	Out of State Subpoena (SB)	Personal Injury (PL)	Personal Injury - Motor Vehicle (PM)	Petition to Seal Criminal Conviction (PC)	Petition to Seal Criminal Record (RC)	Prohibition (PE)	Property Damage (PD)
8	Jackson	3	0	0	0	0	0	0	0
	Larimer	69	21	50	170	1	7	0	0
	Total	72	21	50	170	1	7	0	0
9	Garfield	9	4	4	10	2	0	0	0
	Pitkin	9	11	8	5	0	0	0	1
	Rio Blanco	4	0	0	0	1	0	0	0
	Total	22	15	12	15	3	0	0	1
10	Pueblo	29	8	44	136	1	0	0	0
11	Chaffee	2	0	2	4	0	0	0	1
	Custer	2	0	2	0	0	0	0	0
	Fremont	11	0	4	11	0	1	0	0
	Park	7	4	2	2	0	1	0	1
	Total	22	4	10	17	0	2	0	2
12	Alamosa	4	0	1	11	0	0	0	0
	Conejos	3	0	0	1	0	0	0	0
	Costilla	4	0	0	1	0	0	0	0
	Mineral	0	0	0	0	0	0	0	0
	Rio Grande	5	3	0	3	0	0	0	0
	Saguache	2	0	2	5	0	0	0	0
	Total	18	3	3	21	0	0	0	0
13	Kit Carson	3	0	0	2	0	1	0	0
	Logan	8	1	2	1	0	0	0	0
	Morgan	7	0	1	5	1	1	0	2
	Phillips	1	0	0	1	0	0	0	0
	Sedgwick	2	0	0	1	0	0	0	0
	Washington	1	0	0	0	0	0	0	0
	Yuma	1	2	1	2	0	0	0	0
	Total	23	3	4	12	1	2	0	2
14	Grand	7	1	5	1	0	0	0	1
	Moffat	4	0	2	1	0	1	0	0
	Routt	4	4	9	9	0	0	0	1
	Total	15	5	16	11	0	1	0	2

*Denver Probate Court handles Extreme Risk Protection Orders (ERPO) along with Denver District Court.

**Table 17:
District Court Civil Filings by Case Type
Fiscal Year 2021**

Judicial District	Court Location	Protection Order (RS)	Public Nuisance (PH)	Public Utilities (PU)	Replevin (RP)	Review - Other Local Government / Person (RV)	Rule 105 Quiet Title (R5)	Rule 106 - Writs / Contempt (R6)
8	Jackson	0	0	0	0	0	0	0
	Larimer	0	25	0	33	9	10	6
	Total	0	25	0	33	9	10	6
9	Garfield	0	0	0	2	1	3	1
	Pitkin	0	0	0	2	1	2	3
	Rio Blanco	0	0	0	0	0	2	0
	Total	0	0	0	4	2	7	4
10	Pueblo	0	0	0	12	8	8	6
11	Chaffee	0	0	0	1	0	5	6
	Custer	0	0	0	0	0	9	0
	Fremont	0	0	0	5	3	14	36
	Park	0	0	0	3	1	7	0
	Total	0	0	0	9	4	35	42
12	Alamosa	1	0	0	3	0	3	0
	Conejos	0	0	0	0	0	3	0
	Costilla	0	0	0	0	0	5	0
	Mineral	0	0	0	0	0	1	0
	Rio Grande	0	0	0	2	0	6	0
	Saguache	1	0	0	1	0	8	1
	Total	2	0	0	6	0	26	1
13	Kit Carson	1	0	0	1	0	2	0
	Logan	0	0	0	7	0	0	13
	Morgan	0	0	0	1	0	3	0
	Phillips	0	0	0	1	0	0	0
	Sedgwick	0	0	0	1	0	0	0
	Washington	0	0	0	1	0	1	0
	Yuma	0	0	0	0	0	1	0
	Total	1	0	0	12	0	7	13
14	Grand	0	0	0	0	1	4	1
	Moffat	0	0	0	3	0	4	0
	Routt	0	0	0	3	3	4	1
	Total	0	0	0	6	4	12	2

*Denver Probate Court handles Extreme Risk Protection Orders (ERPO) along with Denver District Court.

**Table 17:
District Court Civil Filings by Case Type
Fiscal Year 2021**

Judicial District	Court Location	Rule 120 Deed of Trust (R2)	Services Rendered (SV)	Sexual Harassment (SH)	Special District (SD)	Specific Performance (SP)	Unemployment Compensation (UC)	Wages (WG)
8	Jackson	0	0	0	0	0	0	0
	Larimer	36	3	1	1	1	0	10
	Total	36	3	1	1	1	0	10
9	Garfield	12	0	0	0	0	0	0
	Pitkin	2	0	0	0	1	0	0
	Rio Blanco	5	0	0	0	0	0	0
	Total	19	0	0	0	1	0	0
10	Pueblo	53	2	0	0	1	1	0
11	Chaffee	1	0	0	0	0	0	0
	Custer	7	0	0	0	0	0	0
	Fremont	14	0	0	0	1	0	0
	Park	6	0	0	0	0	0	0
	Total	28	0	0	0	1	0	0
12	Alamosa	6	1	0	0	0	0	1
	Conejos	1	0	0	0	0	0	0
	Costilla	0	0	0	0	0	0	0
	Mineral	1	0	0	0	0	0	0
	Rio Grande	6	0	0	0	0	0	0
	Saguache	4	0	0	0	0	0	0
	Total	18	1	0	0	0	0	1
13	Kit Carson	1	0	0	0	0	0	0
	Logan	12	0	0	0	1	0	1
	Morgan	9	1	0	0	0	0	0
	Phillips	1	0	0	0	0	0	0
	Sedgwick	3	0	0	0	0	0	0
	Washington	3	0	0	0	0	0	0
	Yuma	0	0	0	0	0	0	0
	Total	29	1	0	0	1	0	1
14	Grand	2	0	0	0	0	0	0
	Moffat	8	0	0	0	0	0	0
	Routt	4	0	0	0	0	0	0
	Total	14	0	0	0	0	0	0

*Denver Probate Court handles Extreme Risk Protection Orders (ERPO) along with Denver District Court.

**Table 17:
District Court Civil Filings by Case Type
Fiscal Year 2021**

Judicial District	Court Location	Workman's Compensation (WC)	Writ of Habeas Corpus (WH)	Wrongful Death (WF)	Wrongful Death – Motor Vehicle (WV)	Total	Total minus Distraint and Rule 120 Cases
8	Jackson	0	0	0	0	14	4
	Larimer	0	1	2	0	3,387	933
	<i>Total</i>	0	1	2	0	3,401	937
9	Garfield	0	2	0	0	840	160
	Pitkin	0	0	0	0	330	132
	Rio Blanco	0	0	1	0	89	18
	<i>Total</i>	0	2	1	0	1,259	310
10	Pueblo	0	0	5	1	2,154	462
11	Chaffee	0	12	0	0	182	61
	Custer	0	0	0	0	63	26
	Fremont	0	221	1	0	679	374
	Park	0	0	0	0	202	66
	<i>Total</i>	0	233	1	0	1,126	527
12	Alamosa	0	0	1	0	198	48
	Conejos	0	0	0	0	99	15
	Costilla	0	0	0	0	49	19
	Mineral	0	0	0	0	15	4
	Rio Grande	0	0	0	0	127	30
	Saguache	0	0	0	0	84	42
	<i>Total</i>	0	0	1	0	572	158
13	Kit Carson	0	0	0	0	73	23
	Logan	0	6	0	0	249	82
	Morgan	0	0	0	0	366	56
	Phillips	0	0	0	0	46	15
	Sedgwick	0	0	0	0	26	8
	Washington	0	6	0	0	49	13
	Yuma	0	0	0	0	83	17
	<i>Total</i>	0	12	0	0	892	214
14	Grand	0	0	0	0	184	50
	Moffat	0	0	0	0	172	38
	Routt	0	0	0	0	271	87
	<i>Total</i>	0	0	0	0	627	175

*Denver Probate Court handles Extreme Risk Protection Orders (ERPO) along with Denver District Court.

**Table 17:
District Court Civil Filings by Case Type
Fiscal Year 2021**

Judicial District	Court Location	Breach of Contract (CT)	Breach of Warranty (BW)	County Court Counter Claim (CC)	Condemnation (CD)	Confirm Arbitration Award (AW)	Conservation Easements (CE)	County Court or Municipal Appeal (CP)
15	Baca	0	0	0	0	0	0	1
	Cheyenne	0	0	0	0	0	0	0
	Kiowa	1	0	0	0	0	0	0
	Prowers	3	0	0	0	0	0	0
	<i>Total</i>	4	0	0	0	0	0	1
16	Bent	1	0	0	1	0	0	1
	Crowley	0	0	0	2	0	0	1
	Otero	0	0	0	7	0	0	3
	<i>Total</i>	1	0	0	10	0	0	5
17	Adams	153	4	5	12	2	0	29
	Broomfield	25	0	0	0	351	0	9
	<i>Total</i>	178	4	5	12	353	0	38
18	Arapahoe	300	18	0	4	2	0	49
	Douglas	133	2	0	2	3	0	15
	Elbert	16	1	0	3	0	0	4
	Lincoln	2	0	0	0	0	0	0
	<i>Total</i>	451	21	0	9	5	0	68
19	Weld	97	2	3	29	0	4	13
20	Boulder	146	3	0	0	2	1	29
21	Mesa	39	0	0	0	0	0	5
22	Dolores	0	0	0	0	0	0	0
	Montezuma	2	0	0	0	0	0	2
	<i>Total</i>	2	0	0	0	0	0	2
<i>State Total</i>		2,429	56	46	82	398	6	455
<i>Percent of State Total</i>		3%	0.07%	0.06%	0.10%	0.49%	0.007%	1%

*Denver Probate Court handles Extreme Risk Protection Orders (ERPO) along with Denver District Court.

**Table 17:
District Court Civil Filings by Case Type
Fiscal Year 2021**

Judicial District	Court Location	Declaratory Judgment (DJ)	Deprivation of Rights (RD)	Determination of Interests (DI)	Disclaimer (DC)	Distrain Warrant (DT)	Employment Discrimination (ED)	Extreme Risk (ER)	Foreclosure Other Than Rule 120 (FC)
15	Baca	0	0	1	0	26	0	0	0
	Cheyenne	0	0	0	0	11	0	0	0
	Kiowa	0	0	0	0	11	0	0	0
	Prowers	1	0	0	0	95	0	0	0
	Total	1	0	1	0	143	0	0	0
16	Bent	1	0	1	0	17	0	0	0
	Crowley	2	0	0	0	18	0	0	0
	Otero	0	0	0	0	118	0	0	2
	Total	3	0	1	0	153	0	0	2
17	Adams	17	2	1	0	7,098	3	0	79
	Broomfield	3	0	0	0	467	2	1	6
	Total	20	2	1	0	7,565	5	1	85
18	Arapahoe	31	2	4	0	7,544	6	7	156
	Douglas	15	0	1	0	2,339	0	8	87
	Elbert	5	1	0	0	169	0	1	1
	Lincoln	0	0	0	0	31	0	0	0
	Total	51	3	5	0	10,083	6	16	244
19	Weld	14	1	1	0	3,598	7	4	20
20	Boulder	10	0	1	0	2,227	8	1	21
21	Mesa	4	1	1	0	1,234	0	0	5
22	Dolores	1	0	0	0	26	0	1	0
	Montezuma	3	0	0	0	182	0	1	2
	Total	4	0	0	0	208	0	2	2
State Total		387	21	36	0	60,424	69	107	743
Percent of State Total		0.47%	0.03%	0.04%	0%	74%	0.084%	0%	1%

*Denver Probate Court handles Extreme Risk Protection Orders (ERPO) along with Denver District Court.

**Table 17:
District Court Civil Filings by Case Type
Fiscal Year 2021**

Judicial District	Court Location	Forcible Entry and Detainer (FE)	Foreign Judgment (FJ)	Fraud (FD)	Goods Sold and Delivered (GS)	Injunctive Relief (IR)	Landlord-Tenant (LT)	Lien (LN)
15	Baca	0	0	0	1	3	0	0
	Cheyenne	0	0	0	0	0	0	0
	Kiowa	0	1	0	0	0	0	0
	Prowers	0	0	1	0	0	0	0
	<i>Total</i>	<i>0</i>	<i>1</i>	<i>1</i>	<i>1</i>	<i>3</i>	<i>0</i>	<i>0</i>
16	Bent	0	1	0	0	0	0	0
	Crowley	1	0	0	0	0	0	0
	Otero	0	0	1	0	0	0	1
	<i>Total</i>	<i>1</i>	<i>1</i>	<i>1</i>	<i>0</i>	<i>0</i>	<i>0</i>	<i>1</i>
17	Adams	28	19	5	19	12	4	2
	Broomfield	7	4	1	2	1	0	1
	<i>Total</i>	<i>35</i>	<i>23</i>	<i>6</i>	<i>21</i>	<i>13</i>	<i>4</i>	<i>3</i>
18	Arapahoe	56	45	22	14	18	8	2
	Douglas	35	19	11	7	14	1	0
	Elbert	2	0	1	0	2	0	0
	Lincoln	0	0	0	0	0	0	0
	<i>Total</i>	<i>93</i>	<i>64</i>	<i>34</i>	<i>21</i>	<i>34</i>	<i>9</i>	<i>2</i>
19	Weld	6	17	7	8	10	0	3
20	Boulder	12	13	23	7	14	5	4
21	Mesa	0	5	4	2	2	1	0
22	Dolores	0	1	0	0	0	0	0
	Montezuma	0	0	0	1	2	0	1
	<i>Total</i>	<i>0</i>	<i>1</i>	<i>0</i>	<i>1</i>	<i>2</i>	<i>0</i>	<i>1</i>
<i>State Total</i>		<i>379</i>	<i>286</i>	<i>186</i>	<i>186</i>	<i>335</i>	<i>101</i>	<i>38</i>
<i>Percent of State Total</i>		<i>0.46%</i>	<i>0.350%</i>	<i>0.23%</i>	<i>0.23%</i>	<i>0.41%</i>	<i>0.12%</i>	<i>0.05%</i>

*Denver Probate Court handles Extreme Risk Protection Orders (ERPO) along with Denver District Court.

**Table 17:
District Court Civil Filings by Case Type
Fiscal Year 2021**

Judicial District	Court Location	Motion to Approve Transfer of							
		Malpractice (MP)	Mechanics Lien (ML)	Money (MY)	Structured Settlement (TS)	Name Change (NC)	Negligence (NG)	Note (NT)	
15	Baca	0	0	0	0	0	0	0	0
	Cheyenne	0	0	1	0	0	1	0	0
	Kiowa	0	0	1	0	0	1	0	0
	Prowers	0	0	2	1	1	0	1	1
	<i>Total</i>	0	0	4	1	1	2	1	1
16	Bent	0	0	0	0	0	1	1	1
	Crowley	0	1	4	0	0	0	0	0
	Otero	0	0	4	1	0	0	0	0
	<i>Total</i>	0	1	8	1	0	1	1	1
17	Adams	4	12	240	17	25	28	9	9
	Broomfield	0	0	28	3	8	6	0	0
	<i>Total</i>	4	12	268	20	33	34	9	9
18	Arapahoe	16	19	365	13	70	65	21	21
	Douglas	13	20	159	3	14	31	4	4
	Elbert	0	2	11	0	1	2	0	0
	Lincoln	0	1	1	0	0	0	0	0
	<i>Total</i>	29	42	536	16	85	98	25	25
19	Weld	2	10	161	9	4	14	6	6
20	Boulder	13	14	122	2	42	32	6	6
21	Mesa	3	5	83	5	12	14	2	2
22	Dolores	0	0	1	0	2	0	0	0
	Montezuma	1	0	10	1	0	4	1	1
	<i>Total</i>	1	0	11	1	2	4	1	1
<i>State Total</i>		179	261	2,517	137	403	517	162	
<i>Percent of State Total</i>		0.22%	0.32%	3%	0.17%	0.49%	0.63%	0.20%	

*Denver Probate Court handles Extreme Risk Protection Orders (ERPO) along with Denver District Court.

**Table 17:
District Court Civil Filings by Case Type
Fiscal Year 2021**

Judicial District	Court Location	Other (OT)	Out of State Subpoena (SB)	Personal Injury (PL)	Personal Injury - Motor Vehicle (PM)	Petition to Seal Criminal Conviction (PC)	Petition to Seal Criminal Record (RC)	Prohibition (PE)	Property Damage (PD)
15	Baca	0	0	0	2	0	0	0	0
	Cheyenne	0	0	0	0	0	0	0	0
	Kiowa	0	0	0	0	0	0	0	0
	Prowers	2	3	0	3	0	0	0	0
	Total	2	3	0	5	0	0	0	0
16	Bent	3	1	0	4	0	0	0	0
	Crowley	3	0	1	2	0	0	0	0
	Otero	5	0	1	4	0	0	0	0
	Total	11	1	2	10	0	0	0	0
17	Adams	125	6	97	397	8	16	0	1
	Broomfield	18	4	11	42	3	7	0	1
	Total	143	10	108	439	11	23	0	2
18	Arapahoe	184	76	146	623	17	27	0	10
	Douglas	52	28	70	204	0	8	1	2
	Elbert	12	3	5	4	0	0	0	0
	Lincoln	15	0	0	0	0	0	0	0
	Total	263	107	221	831	17	35	1	12
19	Weld	46	10	32	151	2	2	0	1
20	Boulder	82	45	86	224	2	17	0	2
21	Mesa	43	10	16	43	2	2	0	2
22	Dolores	3	0	0	0	0	0	0	0
	Montezuma	5	1	3	3	0	1	0	0
	Total	8	1	3	3	0	1	0	0
State Total		1,436	483	1,215	4,036	117	284	1	53
Percent of State Total		1.76%	0.59%	1%	5%	0.14%	0%	0.00%	0.06%

*Denver Probate Court handles Extreme Risk Protection Orders (ERPO) along with Denver District Court.

**Table 17:
District Court Civil Filings by Case Type
Fiscal Year 2021**

Judicial District	Court Location	Protection Order (RS)	Public Nuisance (PH)	Public Utilities (PU)	Replevin (RP)	Review - Other Local Government / Person (RV)	Rule 105 Quiet Title (R5)	Rule 106 - Writs / Contempt (R6)
15	Baca	0	1	0	0	0	1	0
	Cheyenne	0	0	0	1	0	1	0
	Kiowa	0	0	0	0	0	1	0
	Prowers	0	0	0	1	0	0	0
	<i>Total</i>	<i>0</i>	<i>1</i>	<i>0</i>	<i>2</i>	<i>0</i>	<i>3</i>	<i>0</i>
16	Bent	0	0	0	0	0	0	8
	Crowley	0	0	0	1	0	4	12
	Otero	0	0	0	1	1	4	0
	<i>Total</i>	<i>0</i>	<i>0</i>	<i>0</i>	<i>2</i>	<i>1</i>	<i>8</i>	<i>20</i>
17	Adams	0	28	0	40	6	14	5
	Broomfield	0	1	0	8	1	0	3
	<i>Total</i>	<i>0</i>	<i>29</i>	<i>0</i>	<i>48</i>	<i>7</i>	<i>14</i>	<i>8</i>
18	Arapahoe	2	12	0	47	6	15	12
	Douglas	1	1	0	10	3	8	13
	Elbert	0	0	0	4	1	3	0
	Lincoln	0	0	0	1	0	4	4
	<i>Total</i>	<i>3</i>	<i>13</i>	<i>0</i>	<i>62</i>	<i>10</i>	<i>30</i>	<i>29</i>
19	Weld	0	0	0	38	6	18	3
20	Boulder	0	0	0	11	3	12	10
21	Mesa	0	1	0	11	2	8	1
22	Dolores	0	0	0	0	0	1	0
	Montezuma	0	0	0	3	0	5	0
	<i>Total</i>	<i>0</i>	<i>0</i>	<i>0</i>	<i>3</i>	<i>0</i>	<i>6</i>	<i>0</i>
State Total		20	230	5	387	152	372	261
Percent of State Total		0.02%	0.28%	0.01%	0.47%	0.19%	0.45%	0.32%

*Denver Probate Court handles Extreme Risk Protection Orders (ERPO) along with Denver District Court.

**Table 17:
District Court Civil Filings by Case Type
Fiscal Year 2021**

Judicial District	Court Location	Rule 120 Deed of Trust (R2)	Services Rendered (SV)	Sexual Harassment (SH)	Special District (SD)	Specific Performance (SP)	Unemployment Compensation (UC)	Wages (WG)
15	Baca	0	0	0	0	0	0	0
	Cheyenne	3	0	0	0	0	0	0
	Kiowa	0	0	0	0	0	0	0
	Prowers	6	0	0	0	0	0	0
	<i>Total</i>	9	0	0	0	0	0	0
16	Bent	3	0	0	0	0	0	0
	Crowley	3	0	0	0	0	0	0
	Otero	13	0	0	0	0	0	0
	<i>Total</i>	19	0	0	0	0	0	0
17	Adams	56	12	0	7	1	0	10
	Broomfield	4	2	0	4	0	0	0
	<i>Total</i>	60	14	0	11	1	0	10
18	Arapahoe	65	7	0	1	0	0	15
	Douglas	23	3	0	0	2	0	2
	Elbert	6	0	0	0	0	0	0
	Lincoln	2	0	0	0	0	0	0
	<i>Total</i>	96	10	0	1	2	0	17
19	Weld	30	3	0	18	0	0	6
20	Boulder	13	3	0	0	5	0	6
21	Mesa	35	1	0	3	0	0	1
22	Dolores	1	0	0	0	0	0	0
	Montezuma	7	0	0	0	0	0	2
	<i>Total</i>	8	0	0	0	0	0	2
<i>State Total</i>		775	207	7	70	24	1	115
<i>Percent of State Total</i>		1%	0.25%	0.009%	0.09%	0.03%	0.001%	0.14%

*Denver Probate Court handles Extreme Risk Protection Orders (ERPO) along with Denver District Court.

**Table 17:
District Court Civil Filings by Case Type
Fiscal Year 2021**

Judicial District	Court Location	Workman's Compensation (WC)	Writ of Habeas Corpus (WH)	Wrongful Death (WF)	Wrongful Death – Motor Vehicle (WV)	Total	Total minus Distraint and Rule 120 Cases
15	Baca	0	0	0	0	36	10
	Cheyenne	0	0	0	0	18	4
	Kiowa	0	0	0	0	16	5
	Prowers	0	0	0	1	121	20
	<i>Total</i>	<i>0</i>	<i>0</i>	<i>0</i>	<i>1</i>	<i>191</i>	<i>39</i>
16	Bent	0	1	0	0	45	25
	Crowley	0	12	0	0	67	46
	Otero	0	0	0	0	166	35
	<i>Total</i>	<i>0</i>	<i>13</i>	<i>0</i>	<i>0</i>	<i>278</i>	<i>106</i>
17	Adams	0	10	6	3	8,677	1,523
	Broomfield	0	0	3	0	1,037	566
	<i>Total</i>	<i>0</i>	<i>10</i>	<i>9</i>	<i>3</i>	<i>9,714</i>	<i>2,089</i>
18	Arapahoe	0	2	7	3	10,134	2,525
	Douglas	0	0	4	0	3,371	1,009
	Elbert	0	0	0	0	260	85
	Lincoln	0	1	0	0	62	29
	<i>Total</i>	<i>0</i>	<i>3</i>	<i>11</i>	<i>3</i>	<i>13,827</i>	<i>3,648</i>
19	Weld	0	2	3	4	4,425	797
20	Boulder	0	1	4	2	3,286	1,046
21	Mesa	0	0	0	0	1,608	339
22	Dolores	0	0	0	0	37	10
	Montezuma	0	0	0	1	244	55
	<i>Total</i>	<i>0</i>	<i>0</i>	<i>0</i>	<i>1</i>	<i>281</i>	<i>65</i>
<i>State Total</i>		<i>59</i>	<i>398</i>	<i>96</i>	<i>31</i>	<i>81,781</i>	<i>20,582</i>
<i>Percent of State Total</i>		<i>0.07%</i>	<i>0.49%</i>	<i>0.12%</i>	<i>0.04%</i>	<i>100%</i>	

*Denver Probate Court handles Extreme Risk Protection Orders (ERPO) along with Denver District Court.

**Table 18:
District Court Criminal Filings by Case Type
Fiscal Year 2021**

Judicial District	Court Location	Arson (AR)	Assault (AS)	Bail Violation (BV)	Bribery-Tampering (BR)	Burglary (BU)	Child Abuse (CA)	Criminal Mischief (CM)	Cruelty to Animals (AM)	Driving Under the Influence (DU)	Drugs (DG)	Escape (EC)	Forgery (FG)	Fraud (FD)	Fugitive from Justice (FU)
1	Gilpin	0	15	0	1	8	0	4	0	16	16	0	2	1	2
	Jefferson	8	424	20	8	243	5	107	7	93	308	56	38	13	52
	Total	8	439	20	9	251	5	111	7	109	324	56	40	14	54
2	Denver*	11	787	42	30	553	19	166	3	54	804	52	39	58	124
3	Huerfano	2	18	12	0	16	3	1	1	4	34	1	1	2	13
	Las Animas	2	31	1	0	28	1	9	0	5	29	2	3	4	26
	Total	4	49	13	0	44	4	10	1	9	63	3	4	6	39
4	El Paso	27	927	3	247	663	13	196	9	133	808	202	46	34	208
	Teller	2	34	0	0	13	1	6	1	16	48	1	2	3	20
	Total	29	961	3	247	676	14	202	10	149	856	203	48	37	228
5	Clear Creek	1	15	3	2	16	1	0	0	12	33	2	1	0	7
	Eagle	1	33	19	4	24	2	4	0	21	44	2	9	3	15
	Lake	0	22	8	0	4	0	0	0	3	8	0	1	0	3
	Summit	1	43	19	4	19	0	6	0	12	21	1	8	6	13
	Total	3	113	49	10	63	3	10	0	48	106	5	19	9	38
6	Archuleta	0	11	3	0	11	1	1	1	3	9	0	5	0	9
	La Plata	8	63	32	0	57	0	11	0	36	55	1	4	2	33
	San Juan	0	0	0	0	1	0	0	0	1	0	0	0	0	1
	Total	8	74	35	0	69	1	12	1	40	64	1	9	2	43
7	Delta	4	43	9	1	34	5	5	0	12	47	1	9	1	4
	Gunnison	0	11	10	2	8	0	6	0	5	14	1	0	1	5
	Hinsdale	0	0	0	0	0	0	0	0	0	0	0	0	0	0
	Montrose	2	56	28	0	29	4	14	0	12	79	1	5	1	2
	Montrose-Nucla	0	2	1	0	0	0	0	0	0	6	0	1	0	0
	Ouray	0	4	0	1	0	0	1	0	2	1	0	0	0	0
	San Miguel	0	9	4	0	1	0	0	1	3	8	0	1	0	1
	Total	6	125	52	4	72	9	26	1	34	155	3	16	3	12

*Denver District Criminal FY filings reflect bind over cases received from Denver County Court at the time this report was generated.

**Table 18:
District Court Criminal Filings by Case Type
Fiscal Year 2021**

Judicial District	Court Location	Habitual		Homicide (HM)	Impersonation (IM)	Incest (IC)	Kidnapping (KN)	Menacing (MN)	Obstruction of Public Justice (OP)	Other (OT)	Perjury (PJ)	Pornography (PN)	Prostitution (PS)
		Gambling (GM)	Traffic (HT)										
1	Gilpin	0	0	0	4	0	1	5	0	6	0	0	0
	Jefferson	1	4	62	45	0	24	206	15	229	0	0	0
	Total	1	4	62	49	0	25	211	15	235	0	0	0
2	Denver*	0	0	125	31	0	49	347	22	124	0	0	7
3	Huerfano	0	0	3	5	0	1	18	0	10	0	0	0
	Las Animas	0	0	4	5	0	1	23	0	35	0	0	0
	Total	0	0	7	10	0	2	41	0	45	0	0	0
4	El Paso	0	0	115	60	0	116	461	72	206	0	2	8
	Teller	0	2	5	4	0	2	22	0	35	0	0	0
	Total	0	2	120	64	0	118	483	72	241	0	2	8
5	Clear Creek	0	0	0	1	0	1	11	2	8	0	0	0
	Eagle	0	0	0	20	0	2	24	3	16	0	0	0
	Lake	0	0	2	2	0	0	9	0	9	0	0	0
	Summit	0	0	0	6	0	2	24	2	13	0	0	0
	Total	0	0	2	29	0	5	68	7	46	0	0	0
6	Archuleta	0	0	0	3	0	1	17	2	4	0	0	0
	La Plata	0	0	10	28	0	6	30	2	36	0	0	0
	San Juan	0	0	0	0	0	0	1	0	1	0	0	0
	Total	0	0	10	31	0	7	48	4	41	0	0	0
7	Delta	0	0	4	9	0	1	28	3	38	0	0	0
	Gunnison	0	0	1	0	0	0	8	1	2	0	0	0
	Hinsdale	0	0	0	0	0	0	0	0	0	0	0	0
	Montrose	0	0	0	14	1	0	24	7	25	0	0	0
	Montrose-Nucla	0	0	0	1	0	0	3	0	1	0	0	0
	Ouray	0	0	0	0	0	0	0	0	4	0	0	0
	San Miguel	0	0	0	1	0	0	2	0	6	0	0	0
	Total	0	0	5	25	1	1	65	11	76	0	0	0

*Denver District Criminal FY filings reflect bind over cases received from Denver County Court at the time this report was generated.

**Table 18:
District Court Criminal Filings by Case Type
Fiscal Year 2021**

Judicial District	Court Location	Public Indecency (PI)	Abuse of		Robbery (RB)	Sex Offenses (SX)	Solicitation (SL)	Tampering (TM)	Theft (TH)	Trespass (TP)	Vehicular Assault (VA)	Vehicular Homicide (VH)	Weapon (WP)	Total
			Public Office (PO)	Public Peace and Order (PP)										
1	Gilpin	0	0	4	1	2	0	1	32	12	2	0	0	135
	Jefferson	0	2	30	122	179	0	1	805	148	18	5	67	3,345
	Total	0	2	34	123	181	0	2	837	160	20	5	67	3,480
2	Denver*	0	2	69	198	159	0	2	714	159	19	3	247	5,019
3	Huerfano	0	0	0	1	4	0	2	16	18	0	0	8	194
	Las Animas	0	0	0	8	4	0	1	21	19	1	0	14	277
	Total	0	0	0	9	8	0	3	37	37	1	0	22	471
4	El Paso	0	0	286	203	313	0	8	1,115	390	32	13	313	7,229
	Teller	0	0	0	0	23	0	3	27	7	3	1	10	291
	Total	0	0	286	203	336	0	11	1,142	397	35	14	323	7,520
5	Clear Creek	0	0	6	1	1	0	0	17	1	0	0	2	144
	Eagle	0	0	8	3	15	0	2	41	12	3	0	10	340
	Lake	0	0	0	0	7	0	0	2	2	1	0	2	85
	Summit	0	0	3	4	11	0	3	48	23	0	0	3	295
	Total	0	0	17	8	34	0	5	108	38	4	0	17	864
6	Archuleta	0	0	5	0	3	0	0	5	7	2	0	5	108
	La Plata	0	0	6	9	12	0	1	55	34	8	1	20	560
	San Juan	0	0	0	0	0	0	0	2	0	0	0	0	7
	Total	0	0	11	9	15	0	1	62	41	10	1	25	675
7	Delta	0	0	10	3	21	0	1	22	14	3	1	16	349
	Gunnison	0	0	3	0	3	0	0	7	6	1	0	4	99
	Hinsdale	0	0	0	0	0	0	0	0	0	0	0	0	0
	Montrose	0	0	15	2	17	0	0	56	22	1	0	12	429
	Montrose-Nucla	0	0	1	0	0	0	0	2	0	0	0	0	18
	Ouray	0	0	0	0	0	0	0	2	2	0	0	0	17
	San Miguel	0	0	0	0	0	0	0	3	9	0	0	0	49
	Total	0	0	29	5	41	0	1	92	53	5	1	32	961

*Denver District Criminal FY filings reflect bind over cases received from Denver County Court at the time this report was generated.

**Table 18:
District Court Criminal Filings by Case Type
Fiscal Year 2021**

Judicial District	Court Location	Arson (AR)	Assault (AS)	Bail Violation (BV)	Bribery-Tampering (BR)	Burglary (BU)	Child Abuse (CA)	Criminal Mischief (CM)	Cruelty to Animals (AM)	Driving Under the Influence (DU)	Drugs (DG)	Escape (EC)	Forgery (FG)	Fraud (FD)	Fugitive from Justice (FU)
8	Jackson	0	2	2	0	0	1	1	0	2	2	0	0	0	0
	Larimer	11	244	75	33	203	5	65	2	126	315	51	35	12	61
	Total	11	246	77	33	203	6	66	2	128	317	51	35	12	61
9	Garfield	1	79	13	1	43	1	16	0	31	127	8	11	6	20
	Pitkin	0	12	10	0	18	0	7	0	1	1	0	0	0	4
	Rio Blanco	0	5	1	0	2	4	0	0	0	3	0	0	0	4
	Total	1	96	24	1	63	5	23	0	32	131	8	11	6	28
10	Pueblo	2	228	41	10	197	6	82	1	51	140	53	24	3	48
11	Chaffee	3	49	0	0	27	0	5	1	7	35	0	4	2	9
	Custer	1	3	0	1	5	1	0	1	1	1	0	0	0	1
	Fremont	6	103	1	1	80	3	13	0	8	88	7	3	1	15
	Park	3	14	1	0	6	0	2	0	9	9	0	0	0	1
	Total	13	169	2	2	118	4	20	2	25	133	7	7	3	26
12	Alamosa	6	45	5	0	23	2	7	0	25	58	7	7	0	14
	Conejos	0	14	0	0	10	0	3	0	4	5	0	0	0	1
	Costilla	0	8	0	1	8	0	3	1	2	2	1	0	0	4
	Mineral	0	0	0	0	0	0	0	0	0	0	0	0	0	0
	Rio Grande	1	24	0	0	12	0	2	0	2	9	0	5	0	3
	Saguache	1	12	2	0	3	0	1	0	1	5	0	2	0	3
	Total	8	103	7	1	56	2	16	1	34	79	8	14	0	25
13	Kit Carson	0	1	1	0	0	0	1	0	1	10	0	1	0	15
	Logan	4	63	53	17	27	0	9	0	6	25	30	7	5	14
	Morgan	3	49	94	15	36	6	8	0	13	35	5	7	1	15
	Phillips	0	1	1	0	0	1	1	0	1	2	0	2	1	0
	Sedgwick	0	2	4	0	1	0	0	0	2	2	0	0	0	5
	Washington	1	5	5	0	2	0	0	0	0	4	0	1	0	2
	Yuma	0	7	0	0	12	1	1	0	2	4	0	1	0	3
	Total	8	128	158	32	78	8	20	0	25	82	35	19	7	54
14	Grand	2	11	0	1	7	0	4	0	6	35	0	7	1	5
	Moffat	1	23	31	7	23	1	0	0	5	32	5	4	0	7
	Routt	1	21	12	3	22	1	3	0	7	9	2	1	1	1
	Total	4	55	43	11	52	2	7	0	18	76	7	12	2	13

*Denver District Criminal FY filings reflect bind over cases received from Denver County Court at the time this report was generated.

**Table 18:
District Court Criminal Filings by Case Type
Fiscal Year 2021**

Judicial District	Court Location	Habitual						Obstruction					
		Gambling (GM)	Traffic (HT)	Homicide (HM)	Impersonation (IM)	Incest (IC)	Kidnapping (KN)	Menacing (MN)	of Public Justice (OP)	Other (OT)	Perjury (PJ)	Pornography (PN)	Prostitution (PS)
8	Jackson	0	0	0	0	0	0	0	0	0	0	0	0
	Larimer	0	0	22	148	0	23	101	22	93	0	1	0
	Total	0	0	22	148	0	23	101	22	93	0	1	0
9	Garfield	0	0	1	24	0	3	25	4	18	0	0	0
	Pitkin	0	0	0	2	0	1	5	0	10	0	0	0
	Rio Blanco	0	0	0	1	0	0	4	0	4	0	0	0
	Total	0	0	1	27	0	4	34	4	32	0	0	0
10	Pueblo	0	0	44	54	0	27	156	25	50	0	0	0
11	Chaffee	0	1	1	11	0	1	15	0	22	0	0	0
	Custer	0	0	0	0	0	0	4	0	3	0	0	0
	Fremont	0	0	11	6	0	2	46	6	23	0	0	0
	Park	0	0	2	0	0	0	9	0	12	0	0	0
	Total	0	1	14	17	0	3	74	6	60	0	0	0
12	Alamosa	0	1	7	24	0	7	16	0	20	0	0	0
	Conejos	0	0	1	7	0	1	6	0	12	0	0	0
	Costilla	0	0	4	2	0	0	6	0	12	0	0	0
	Mineral	0	0	0	0	0	0	0	0	0	0	0	0
	Rio Grande	0	0	2	4	0	1	14	0	1	0	0	0
	Saguache	0	0	1	4	0	0	5	0	9	0	0	0
	Total	0	1	15	41	0	9	47	0	54	0	0	0
13	Kit Carson	0	0	1	0	0	0	2	1	2	0	0	0
	Logan	0	0	4	1	0	0	21	7	7	0	0	0
	Morgan	0	0	6	10	1	8	20	1	14	0	0	0
	Phillips	0	0	0	0	1	0	0	0	4	0	0	0
	Sedgwick	0	0	0	0	0	0	5	0	2	0	0	0
	Washington	0	0	0	1	0	0	0	0	7	0	0	0
	Yuma	0	0	0	0	0	0	6	1	12	0	0	0
	Total	0	0	11	12	2	8	54	10	48	0	0	0
14	Grand	0	0	3	0	1	0	9	2	4	0	0	0
	Moffat	0	0	2	1	0	1	7	0	11	0	0	0
	Routt	0	0	0	1	0	0	12	3	8	0	0	0
	Total	0	0	5	2	1	1	28	5	23	0	0	0

*Denver District Criminal FY filings reflect bind over cases received from Denver County Court at the time this report was generated.

**Table 18:
District Court Criminal Filings by Case Type
Fiscal Year 2021**

Judicial District	Court Location	Abuse of		Public Peace and Order (PP)	Robbery (RB)	Sex Offenses (SX)	Solicitation (SL)	Tampering (TM)	Theft (TH)	Trespass (TP)	Vehicular Assault (VA)	Vehicular Homicide (VH)	Weapon (WP)	Total
		Public Indecency (PI)	Public Office (PO)											
8	Jackson	0	0	0	0	1	0	2	1	0	0	0	3	17
	Larimer	1	1	84	41	101	0	7	325	118	3	2	49	2,380
	Total	1	1	84	41	102	0	9	326	118	3	2	52	2,397
9	Garfield	0	0	20	3	31	0	4	75	36	2	3	15	621
	Pitkin	0	0	0	0	4	0	0	18	6	1	0	0	100
	Rio Blanco	0	0	0	0	6	0	0	2	1	0	0	1	38
	Total	0	0	20	3	41	0	4	95	43	3	3	16	759
10	Pueblo	0	0	66	65	72	0	0	246	70	8	6	101	1,876
11	Chaffee	0	0	0	0	7	0	3	27	16	0	0	4	250
	Custer	0	0	0	0	2	0	0	3	2	1	0	1	31
	Fremont	0	0	12	2	31	0	3	46	22	3	0	29	571
	Park	0	0	0	0	8	0	1	11	2	4	1	6	101
	Total	0	0	12	2	48	0	7	87	42	8	1	40	953
12	Alamosa	0	0	0	9	12	0	3	22	8	1	1	13	343
	Conejos	0	0	0	2	8	0	0	7	5	1	0	4	91
	Costilla	0	0	1	0	1	0	0	5	3	1	0	2	67
	Mineral	0	0	0	0	1	0	0	2	0	0	0	2	5
	Rio Grande	0	0	30	0	12	0	4	15	11	1	0	3	156
	Saguache	0	0	2	0	2	0	0	13	2	0	0	3	71
	Total	0	0	33	11	36	0	7	64	29	4	1	27	733
13	Kit Carson	0	0	0	0	3	0	0	5	6	0	0	1	51
	Logan	0	0	15	1	25	0	2	37	18	3	0	22	423
	Morgan	0	1	6	3	19	0	1	45	20	3	0	12	457
	Phillips	0	0	0	0	2	0	0	9	1	0	0	0	27
	Sedgwick	0	0	0	0	30	0	0	0	3	0	0	1	57
	Washington	0	0	0	0	0	0	0	3	0	0	0	0	31
	Yuma	0	0	0	0	3	0	0	12	2	0	0	4	71
	Total	0	1	21	4	82	0	3	111	50	6	0	40	1,117
	14	Grand	0	0	4	2	3	0	1	14	7	4	0	4
Moffat		0	0	7	2	10	0	2	12	7	0	1	20	222
Routt		0	0	5	2	11	0	2	17	11	5	0	5	166
Total		0	0	16	6	24	0	5	43	25	9	1	29	525

*Denver District Criminal FY filings reflect bind over cases received from Denver County Court at the time this report was generated.

**Table 18:
District Court Criminal Filings by Case Type
Fiscal Year 2021**

Judicial District	Court Location	Arson	Assault	Bail Violation	Bribery-Tampering	Burglary	Child Abuse	Criminal Mischief	Cruelty to Animals	Driving Under the Influence	Drugs	Escape	Forgery	Fraud	Fugitive from Justice
		(AR)	(AS)	(BV)	(BR)	(BU)	(CA)	(CM)	(AM)	(DU)	(DG)	(EC)	(FG)	(FD)	(FU)
15	Baca	0	3	0	0	9	0	1	0	0	1	0	0	0	5
	Cheyenne	0	0	0	2	1	0	1	0	1	3	0	0	0	2
	Kiowa	0	2	0	1	0	0	1	1	0	2	0	0	0	1
	Prowers	4	13	0	8	22	1	3	0	6	26	5	5	1	27
	Total	4	18	0	11	32	1	6	1	7	32	5	5	1	35
16	Bent	0	15	0	0	4	0	0	0	3	10	14	0	1	6
	Crowley	0	8	11	0	8	0	2	0	2	12	7	0	0	1
	Otero	0	27	3	7	24	3	1	0	1	7	1	1	1	8
	Total	0	50	14	7	36	3	3	0	6	29	22	1	2	15
17	Adams	17	596	32	6	277	17	132	4	113	532	27	40	16	101
	Broomfield	4	41	5	1	28	3	7	0	4	29	4	9	9	2
	Total	21	637	37	7	305	20	139	4	117	561	31	49	25	103
18	Arapahoe	14	534	37	10	203	11	71	3	35	306	17	35	21	89
	Douglas	3	155	15	50	72	3	26	2	32	108	21	19	12	49
	Elbert	1	8	2	0	7	0	0	0	3	13	1	2	1	2
	Lincoln	0	18	7	1	1	0	1	0	6	31	22	0	0	8
	Total	18	715	61	61	283	14	98	5	76	458	61	56	34	148
19	Weld	7	317	3	128	225	6	54	1	66	357	25	20	4	58
20	Boulder	19	305	125	29	270	2	60	2	52	145	12	23	19	29
21	Mesa	15	219	54	26	192	6	47	3	34	246	18	20	17	39
22	Dolores	1	1	0	0	1	0	1	0	0	0	0	0	0	1
	Montezuma	2	67	34	0	33	1	15	2	13	43	1	6	3	21
	Total	3	68	34	0	34	1	16	2	13	43	1	6	3	22
State Total		203	5,902	894	659	3,872	141	1,194	47	1,127	5,201	667	477	267	1,242
Percent of State Total		0.46%	13%	2%	1.50%	9%	0.32%	3%	0.11%	2.57%	12%	2%	1%	1%	3%

*Denver District Criminal FY filings reflect bind over cases received from Denver County Court at the time this report was generated.

**Table 18:
District Court Criminal Filings by Case Type
Fiscal Year 2021**

Judicial District	Court Location	Habitual					Obstruction						
		Gambling (GM)	Traffic (HT)	Homicide (HM)	Impersonation (IM)	Incest (IC)	Kidnapping (KN)	Menacing (MN)	of Public Justice (OP)	Other (OT)	Perjury (PJ)	Pornography (PN)	Prostitution (PS)
15	Baca	0	0	0	1	0	0	1	0	0	0	0	0
	Cheyenne	0	0	1	2	0	1	1	0	2	0	0	0
	Kiowa	0	0	1	0	0	2	1	0	0	0	0	0
	Prowers	0	0	4	7	0	1	10	4	9	0	0	0
	Total	0	0	6	10	0	4	13	4	11	0	0	0
16	Bent	0	0	1	4	0	2	8	1	0	0	0	0
	Crowley	0	0	1	0	0	1	1	4	1	0	0	0
	Otero	0	0	13	5	0	0	15	6	4	1	0	0
	Total	0	0	15	9	0	3	24	11	5	1	0	0
17	Adams	0	1	74	54	1	39	241	17	270	0	0	2
	Broomfield	0	0	2	14	0	2	14	1	15	0	0	0
	Total	0	1	76	68	1	41	255	18	285	0	0	2
18	Arapahoe	0	1	112	14	0	27	198	13	110	0	0	0
	Douglas	0	1	2	13	0	14	62	4	90	0	0	0
	Elbert	0	0	1	2	1	2	2	0	14	0	0	0
	Lincoln	0	0	0	1	0	1	4	3	0	0	0	0
	Total	0	2	115	30	1	44	266	20	214	0	0	0
19	Weld	0	0	32	30	0	24	100	2	255	0	0	0
20	Boulder	0	0	14	33	1	28	173	7	116	0	0	0
21	Mesa	0	0	13	78	0	18	108	27	75	0	0	1
22	Dolores	0	0	1	0	0	0	4	0	1	0	0	0
	Montezuma	0	2	2	4	0	4	29	3	23	0	0	0
	Total	0	2	3	4	0	4	33	3	24	0	0	0
State Total		1	13	717	802	7	448	2,729	295	2,153	1	3	18
Percent of State Total		0.00%	0%	2%	2%	0.02%	1%	6%	0.67%	5%	0.00%	0.01%	0.04%

*Denver District Criminal FY filings reflect bind over cases received from Denver County Court at the time this report was generated.

**Table 18:
District Court Criminal Filings by Case Type
Fiscal Year 2021**

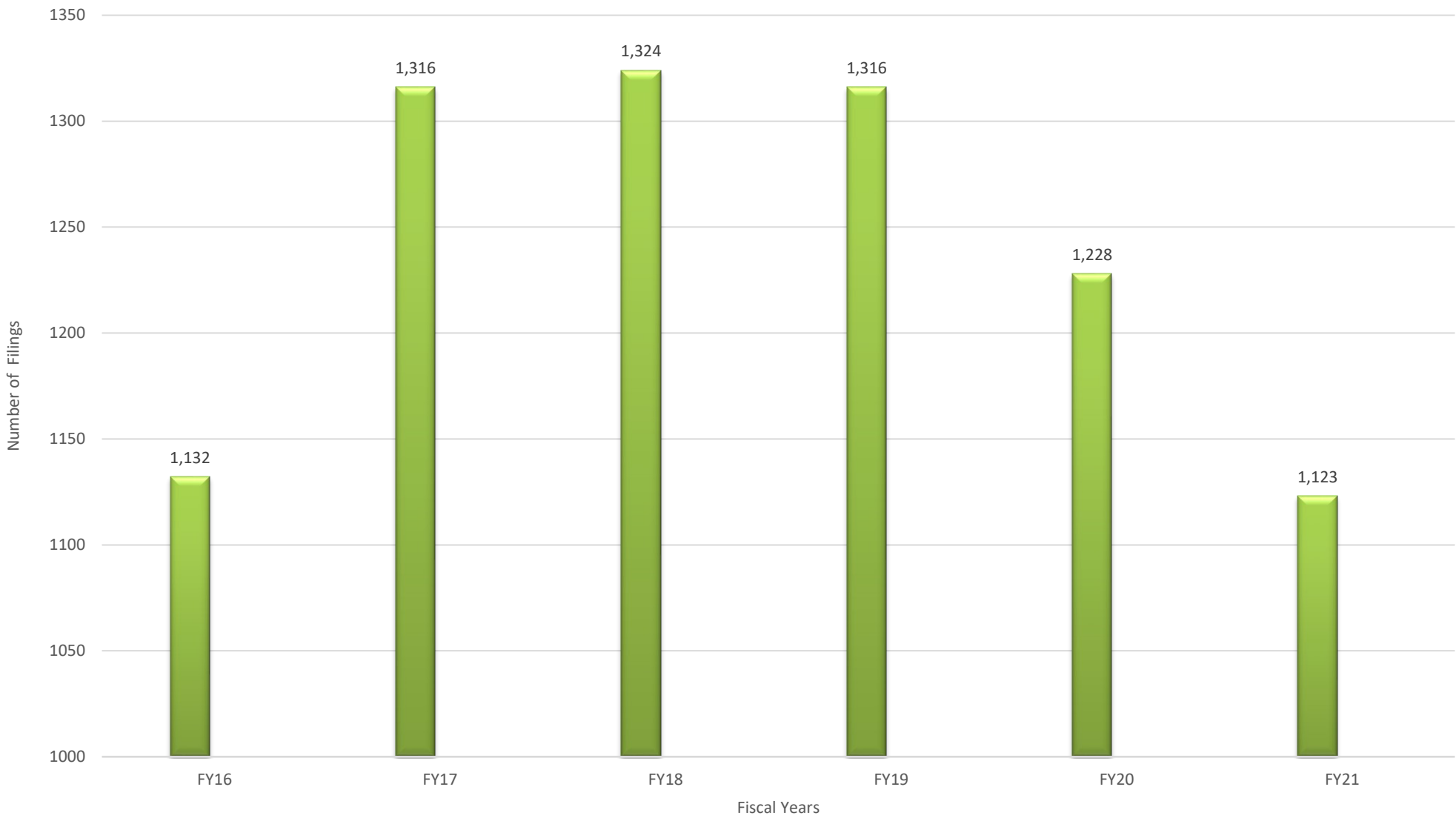
Judicial District	Court Location	Abuse of											Total	
		Public Indecency (PI)	Public Office (PO)	Public Peace and Order (PP)	Robbery (RB)	Sex Offenses (SX)	Solicitation (SL)	Tampering (TM)	Theft (TH)	Trespass (TP)	Vehicular Assault (VA)	Vehicular Homicide (VH)		Weapon (WP)
15	Baca	0	0	0	0	1	0	0	2	0	1	0	0	25
	Cheyenne	0	0	0	0	0	0	0	2	1	0	0	0	20
	Kiowa	0	0	1	0	0	0	0	0	2	0	0	1	16
	Prowers	0	0	7	1	6	0	3	13	13	0	0	15	214
	Total	0	0	8	1	7	0	3	17	16	1	0	16	275
16	Bent	0	0	6	1	4	0	0	3	2	0	0	10	95
	Crowley	0	0	5	0	10	0	0	2	1	2	1	1	81
	Otero	0	0	17	7	12	0	1	9	17	1	1	1	194
	Total	0	0	28	8	26	0	1	14	20	3	2	12	370
17	Adams	0	0	112	101	116	0	8	825	237	22	6	117	4,153
	Broomfield	0	0	5	3	17	0	0	116	19	1	0	18	373
	Total	0	0	117	104	133	0	8	941	256	23	6	135	4,526
18	Arapahoe	1	0	19	130	146	0	3	470	103	23	9	149	2,914
	Douglas	0	0	28	14	25	0	2	285	53	4	0	16	1,180
	Elbert	0	0	0	0	7	0	0	7	0	1	0	6	83
	Lincoln	0	0	7	0	3	0	3	14	6	1	0	1	139
	Total	1	0	54	144	181	0	8	776	162	29	9	172	4,316
19	Weld	0	1	16	53	117	0	14	355	141	11	1	57	2,480
20	Boulder	0	0	67	42	89	0	4	311	153	6	2	22	2,160
21	Mesa	0	0	73	42	50	0	26	283	127	9	0	71	1,937
22	Dolores	0	0	0	0	0	0	0	2	0	1	0	0	14
	Montezuma	0	0	10	2	19	0	0	34	17	2	1	13	406
	Total	0	0	10	2	19	0	0	36	17	3	1	13	420
State Total		2	7	1,071	1,083	1,801	0	124	6,697	2,154	220	59	1,536	43,834
Percent of State Total		0.00%	0.02%	2.44%	2%	4%	0.00%	0.28%	15%	5%	0.50%	0.13%	4%	100%

*Denver District Criminal FY filings reflect bind over cases received from Denver County Court at the time this report was generated.

**Table 19:
DUI-Felony Filings by District
Fiscal Year 2016 Through Fiscal Year 2021**

Judicial District	FY16	FY17	FY18	FY19	FY20	FY21	Totals
1	111	137	176	153	104	109	790
2	88	90	60	62	56	50	406
3	3	12	12	12	15	9	63
4	112	133	142	139	169	149	844
5	45	48	52	70	50	48	313
6	17	40	35	22	37	40	191
7	31	42	46	44	36	34	233
8	80	80	121	142	108	128	659
9	28	39	35	52	48	32	234
10	29	32	28	33	37	51	210
11	13	22	18	25	42	25	145
12	17	15	22	18	20	34	126
13	24	38	20	24	35	25	166
14	10	16	33	18	18	18	113
15	10	10	5	4	10	7	46
16	5	3	13	4	11	6	42
17	169	164	170	143	140	117	903
18	185	141	125	126	109	76	762
19	55	112	87	76	79	66	475
20	58	74	56	65	50	52	355
21	34	49	49	55	46	34	267
22	8	19	19	29	8	13	96
State Totals	1,132	1,316	1,324	1,316	1,228	1,123	7,439

Table 19
DUI-Felony Filings
Fiscal Year 2016 through Fiscal Year 2021



**Table 20:
District Court Domestic Relations Filings by Case Type
Fiscal Year 2021**

Judicial District	Court Location	Administrative Support Order	Custody Allocation of Parental Rsp	Civil Union Dissolution	Civil Union Invalidation	Civil Union Legal Separation	Dissolution of Marriage	Incoming Registration of Support	Invalidation of Marriage	Legal Separation	Other	Registration of Foreign Decree (FR or RF)	Total
		IV-D (AD)	(CU)	(UD)	(UI)	(US)	(DM)	(SI)	(IV)	(SA)	(OT)		
1	Gilpin	0	3	0	0	0	15	0	0	1	0	0	19
	Jefferson	7	410	2	0	0	2,019	72	16	70	31	27	2,654
	Total	7	413	2	0	0	2,034	72	16	71	31	27	2,673
2	Denver	0	745	6	0	0	2,962	7	25	89	119	10	3,963
3	Huerfano	0	12	0	0	0	21	0	1	1	0	3	38
	Las Animas	0	31	1	0	0	57	0	0	2	0	7	98
	Total	0	43	1	0	0	78	0	1	3	0	10	136
4	El Paso	0	816	15	0	0	4,006	45	53	151	5	142	5,233
	Teller	0	13	0	0	0	95	0	1	6	0	0	115
	Total	0	829	15	0	0	4,101	45	54	157	5	142	5,348
5	Clear Creek	0	7	0	0	0	31	4	0	1	0	5	48
	Eagle	0	38	0	0	0	197	2	5	9	1	3	255
	Lake	0	9	0	0	0	29	0	0	1	1	2	42
	Summit	4	15	1	0	0	104	0	1	5	0	4	134
	Total	4	69	1	0	0	361	6	6	16	2	14	479
6	Archuleta	0	13	0	1	0	60	2	0	2	1	4	83
	La Plata	0	45	0	0	0	227	0	1	10	1	3	287
	San Juan	0	0	0	0	0	3	0	0	0	0	0	3
	Total	0	58	0	1	0	290	2	1	12	2	7	373
7	Delta	0	38	0	0	0	152	1	3	6	0	5	205
	Gunnison	1	11	0	0	0	62	0	0	4	0	0	78
	Hinsdale	0	0	0	0	0	2	0	0	0	0	0	2
	Montrose	0	49	1	0	0	197	6	3	11	0	2	269
	Ouray	0	0	0	0	0	13	0	0	1	0	0	14
	San Miguel	0	5	0	0	0	31	0	0	3	0	1	40
	Total	1	103	1	0	0	457	7	6	25	0	8	608

**Table 20:
District Court Domestic Relations Filings by Case Type
Fiscal Year 2021**

Judicial District	Court Location	Administrative Support Order IV-D (AD)	Custody Allocation of Parental Rsp (CU)	Civil Union Dissolution (UD)	Civil Union Invalidation (UI)	Civil Union Legal Separation (US)	Dissolution of Marriage (DM)	Incoming Registration of Support (SI)	Invalidation of Marriage (IV)	Legal Separation (SA)	Other (OT)	Registration of Foreign Decree (FR or RF)	Total
8	Jackson	0	2	0	0	0	8	0	0	0	0	0	10
	Larimer	0	320	2	0	0	1,355	3	11	33	6	24	1,754
	Total	0	322	2	0	0	1,363	3	11	33	6	24	1,764
9	Garfield	0	68	0	0	0	290	17	2	7	0	2	386
	Pitkin	0	3	0	0	0	95	1	1	3	0	1	104
	Rio Blanco	0	4	0	0	0	34	0	1	0	0	4	43
	Total	0	75	0	0	0	419	18	4	10	0	7	533
10	Pueblo	0	283	2	1	0	719	44	9	21	1	12	1,092
11	Chaffee	0	8	0	0	0	69	0	0	1	0	5	83
	Custer	0	3	0	0	0	15	2	0	1	0	0	21
	Fremont	1	70	1	0	0	213	6	2	5	0	5	303
	Park	0	10	0	0	0	49	0	1	3	0	0	63
	Total	1	91	1	0	0	346	8	3	10	0	10	470
12	Alamosa	0	26	0	0	0	97	0	0	4	0	3	130
	Conejos	0	13	0	0	0	21	0	0	0	0	2	36
	Costilla	0	5	0	0	2	20	0	0	0	0	0	27
	Mineral	0	0	0	0	0	0	0	0	0	0	0	0
	Rio Grande	0	17	0	0	0	58	0	0	0	1	8	84
	Saguache	0	13	0	0	0	24	0	0	0	0	0	37
	Total	0	74	0	0	2	220	0	0	4	1	13	314
13	Kit Carson	0	3	0	0	0	28	0	2	1	0	4	38
	Logan	0	37	0	0	0	89	0	3	1	1	3	134
	Morgan	0	66	0	0	0	148	0	0	1	0	1	216
	Phillips	0	3	0	0	0	22	0	2	0	1	0	28
	Sedgwick	0	3	0	0	0	9	0	0	0	0	0	12
	Washington	0	6	0	0	1	27	0	0	0	0	0	34
	Yuma	0	10	0	0	0	33	1	0	0	0	1	45
	Total	0	128	0	0	1	356	1	7	3	2	9	507
14	Grand	0	11	0	0	0	43	1	1	3	0	0	59
	Moffat	0	23	0	0	0	61	2	2	6	0	1	95
	Routt	0	10	0	0	0	73	0	1	4	0	0	88
	Total	0	44	0	0	0	177	3	4	13	0	1	242

**Table 20:
District Court Domestic Relations Filings by Case Type
Fiscal Year 2021**

Judicial District	Court Location	Administrative Support Order	Custody Allocation of Parental Rsp	Civil Union Dissolution	Civil Union Invalidation	Civil Union Legal Separation	Dissolution of Marriage	Incoming Registration of Support	Invalidity of Marriage	Legal Separation	Other	Registration of Foreign Decree (FR or RF)	Total
		IV-D (AD)	(CU)	(UD)	(UI)	(US)	(DM)	(SI)	(IV)	(SA)	(OT)		
15	Baca	0	12	0	0	0	18	0	0	0	0	0	30
	Cheyenne	0	0	0	0	0	7	0	0	0	0	0	7
	Kiowa	0	1	0	0	0	7	0	0	0	0	0	8
	Prowers	0	22	0	0	0	60	3	3	1	0	1	90
	Total	0	35	0	0	0	92	3	3	1	0	1	135
16	Bent	0	12	0	0	0	19	3	0	0	0	2	36
	Crowley	0	2	0	0	0	19	3	0	1	0	0	25
	Otero	0	36	0	0	0	67	3	1	3	0	0	110
	Total	0	50	0	0	0	105	9	1	4	0	2	171
17	Adams	0	722	2	0	0	1,875	71	17	43	18	38	2,786
	Broomfield	0	40	0	0	0	236	6	2	14	13	5	316
	Total	0	762	2	0	0	2,111	77	19	57	31	43	3,102
18	Arapahoe	0	558	16	0	0	2,398	1	32	72	8	188	3,273
	Douglas	0	143	5	0	0	1,282	16	8	55	3	28	1,540
	Elbert	5	10	0	0	0	103	0	1	6	1	0	126
	Lincoln	2	8	0	0	0	17	1	1	0	1	2	32
	Total	7	719	21	0	0	3,800	18	42	133	13	218	4,971
19	Weld	70	482	1	1	0	1,436	0	13	33	2	13	2,051
20	Boulder	0	184	3	0	0	946	38	9	40	7	12	1,239
21	Mesa	0	235	0	0	0	769	0	7	18	3	63	1,095
22	Dolores	0	1	0	0	0	7	0	0	0	0	0	8
	Montezuma	9	39	0	0	0	124	7	1	5	1	5	191
	Total	9	40	0	0	0	131	7	1	5	1	5	199
State Total		99	5,784	58	3	3	23,273	368	242	758	226	651	31,465
Percent of State Total		0.31%	18%	0.18%	0.01%	0.01%	74%	1%	1%	2%	1%	2%	100%

**Table 21:
District Court Juvenile Filings by Case Type
Fiscal Year 2021**

Judicial District	Court Location	Abandonment (AB)	Adoption (AO)	Administrative Exclusion (AX)	Confidential Intermediary (CI)	Consent for Marriage (CS)	Dependency & Neglect (DN)	D&N Expedited Placement (EP)
1	Gilpin	0	1	0	0	0	1	1
	Jefferson	0	242	1	0	2	58	104
	<i>Total</i>	<i>0</i>	<i>243</i>	<i>1</i>	<i>0</i>	<i>2</i>	<i>59</i>	<i>105</i>
2	Denver Juvenile	0	161	0	13	3	103	195
3	Huerfano	0	4	0	0	0	9	6
	Las Animas	0	11	0	0	0	9	5
	<i>Total</i>	<i>0</i>	<i>15</i>	<i>0</i>	<i>0</i>	<i>0</i>	<i>18</i>	<i>11</i>
4	El Paso	0	280	0	0	1	143	273
	Teller	0	7	0	0	0	16	6
	<i>Total</i>	<i>0</i>	<i>287</i>	<i>0</i>	<i>0</i>	<i>1</i>	<i>159</i>	<i>279</i>
5	Clear Creek	0	23	0	0	0	0	2
	Eagle	0	4	0	0	1	2	2
	Lake	0	2	0	0	0	1	0
	Summit	0	7	0	0	0	1	2
	<i>Total</i>	<i>0</i>	<i>36</i>	<i>0</i>	<i>0</i>	<i>1</i>	<i>4</i>	<i>6</i>
6	Archuleta	0	3	0	0	0	1	1
	La Plata	0	31	0	0	0	6	4
	San Juan	0	0	0	0	0	0	0
	<i>Total</i>	<i>0</i>	<i>34</i>	<i>0</i>	<i>0</i>	<i>0</i>	<i>7</i>	<i>5</i>
7	Delta	0	13	0	0	1	17	11
	Gunnison	0	3	0	0	0	0	4
	Hinsdale	0	0	0	0	0	0	0
	Montrose	0	30	0	0	1	8	39
	Ouray	0	0	0	0	0	0	1
	San Miguel	0	2	0	0	0	1	0
	<i>Total</i>	<i>0</i>	<i>48</i>	<i>0</i>	<i>0</i>	<i>2</i>	<i>26</i>	<i>55</i>

*A detailed listing of Juvenile Delinquency filings by case type are found in Table 22 of this report.

**Table 21:
District Court Juvenile Filings by Case Type
Fiscal Year 2021**

Judicial District	Court Location	Grandparent Visitation (GV)	Juvenile Expungement (EX)	Juvenile Other (OT)	Juvenile Relinquishment (RL)	Paternity (PT)	IV-D Paternity Order (AP)	Review of Need for Placement (PF)
1	Gilpin	0	0	0	0	0	0	0
	Jefferson	3	4	0	41	14	50	0
	<i>Total</i>	3	4	0	41	14	50	0
2	Denver Juvenile	0	0	18	9	32	138	0
3	Huerfano	0	0	0	0	0	1	0
	Las Animas	0	0	0	0	2	3	0
	<i>Total</i>	0	0	0	0	2	4	0
4	El Paso	3	6	2	21	39	94	0
	Teller	0	0	0	0	3	1	0
	<i>Total</i>	3	6	2	21	42	95	0
5	Clear Creek	0	0	1	11	0	0	0
	Eagle	0	0	1	0	2	5	0
	Lake	0	0	0	0	0	2	0
	Summit	0	0	0	0	0	1	0
	<i>Total</i>	0	0	2	11	2	8	0
6	Archuleta	0	0	0	1	0	11	0
	La Plata	0	0	0	0	3	2	1
	San Juan	0	0	0	0	0	0	0
	<i>Total</i>	0	0	0	1	3	13	1
7	Delta	0	0	0	0	3	1	0
	Gunnison	0	0	0	1	0	0	0
	Hinsdale	0	0	0	0	0	0	0
	Montrose	4	0	0	22	4	3	3
	Ouray	0	0	0	0	0	0	0
	San Miguel	0	0	0	0	0	0	0
	<i>Total</i>	4	0	0	23	7	4	3

*A detailed listing of Juvenile Delinquency filings by case type are found in Table 22 of this report.

**Table 21:
District Court Juvenile Filings by Case Type
Fiscal Year 2021**

Judicial District	Court Location	Support (SU)	Warrant (WX)	IV-D Support Order (AV)	Truancy (TR)	Non-JD Juvenile Total	Juvenile Delinquency Total*	Non-JD+JD Total
1	Gilpin	0	0	1	0	4	1	5
	Jefferson	0	0	141	75	735	352	1,087
	Total	0	0	142	75	739	353	1,092
2	Denver Juvenile	0	0	233	569	1,474	505	1,979
3	Huerfano	0	0	6	19	45	14	59
	Las Animas	0	0	27	38	95	11	106
	Total	0	0	33	57	140	25	165
4	El Paso	0	0	220	79	1,161	960	2,121
	Teller	16	0	5	12	66	13	79
	Total	16	0	225	91	1,227	973	2,200
5	Clear Creek	0	0	0	7	44	9	53
	Eagle	0	0	9	17	43	40	83
	Lake	0	0	3	1	9	5	14
	Summit	0	0	8	0	19	13	32
	Total	0	0	20	25	115	67	182
6	Archuleta	0	0	4	0	21	13	34
	La Plata	3	0	12	0	62	15	77
	San Juan	0	0	1	0	1	0	1
	Total	3	0	17	0	84	28	112
7	Delta	1	0	31	0	78	39	117
	Gunnison	0	0	0	0	8	9	17
	Hinsdale	0	0	0	0	0	0	0
	Montrose	0	0	48	0	162	45	207
	Ouray	0	0	1	0	2	0	2
	San Miguel	0	0	0	0	3	2	5
	Total	1	0	80	0	253	95	348

*A detailed listing of Juvenile Delinquency filings by case type are found in Table 22 of this report.

**Table 21:
District Court Juvenile Filings by Case Type
Fiscal Year 2021**

Judicial District	Court Location	Abandonment (AB)	Adoption (AO)	Administrative Exclusion (AX)	Confidential Intermediary (CI)	Consent for Marriage (CS)	Dependency & Neglect (DN)	D&N Expedited Placement (EP)
8	Jackson	0	0	0	0	0	0	0
	Larimer	0	126	0	0	0	46	58
	<i>Total</i>	<i>0</i>	<i>126</i>	<i>0</i>	<i>0</i>	<i>0</i>	<i>46</i>	<i>58</i>
9	Garfield	0	25	0	0	0	3	10
	Pitkin	0	1	0	0	0	0	0
	Rio Blanco	0	4	0	0	0	6	0
	<i>Total</i>	<i>0</i>	<i>30</i>	<i>0</i>	<i>0</i>	<i>0</i>	<i>9</i>	<i>10</i>
10	Pueblo	0	103	2	0	0	28	97
11	Chaffee	0	15	0	0	0	10	3
	Custer	0	0	0	0	0	0	0
	Fremont	0	20	0	0	2	14	21
	Park	0	3	0	0	0	3	3
	<i>Total</i>	<i>0</i>	<i>38</i>	<i>0</i>	<i>0</i>	<i>2</i>	<i>27</i>	<i>27</i>
12	Alamosa	0	23	0	0	0	13	14
	Conejos	0	1	0	0	0	3	5
	Costilla	0	4	0	0	0	1	8
	Mineral	0	0	0	0	0	1	0
	Rio Grande	0	15	0	0	1	7	13
	Saguache	0	1	0	0	0	0	3
	<i>Total</i>	<i>0</i>	<i>44</i>	<i>0</i>	<i>0</i>	<i>1</i>	<i>25</i>	<i>43</i>
13	Kit Carson	0	1	0	0	1	2	2
	Logan	0	13	0	0	1	13	20
	Morgan	0	23	0	0	1	20	31
	Phillips	0	0	0	0	0	0	0
	Sedgwick	0	0	0	0	0	0	0
	Washington	0	1	0	0	0	3	5
	Yuma	0	0	0	0	0	4	1
	<i>Total</i>	<i>0</i>	<i>38</i>	<i>0</i>	<i>0</i>	<i>3</i>	<i>42</i>	<i>59</i>
14	Grand	0	2	0	0	0	1	2
	Moffat	0	8	1	0	0	2	5
	Routt	0	3	0	0	0	0	5
	<i>Total</i>	<i>0</i>	<i>13</i>	<i>1</i>	<i>0</i>	<i>0</i>	<i>3</i>	<i>12</i>

*A detailed listing of Juvenile Delinquency filings by case type are found in Table 22 of this report.

**Table 21:
District Court Juvenile Filings by Case Type
Fiscal Year 2021**

Judicial District	Court Location	Grandparent Visitation (GV)	Juvenile Expungement (EX)	Juvenile Other (OT)	Juvenile Relinquishment (RL)	Paternity (PT)	IV-D Paternity Order (AP)	Review of Need for Placement (PF)
8	Jackson	0	0	1	0	0	0	0
	Larimer	0	1	4	15	15	24	0
	<i>Total</i>	<i>0</i>	<i>1</i>	<i>5</i>	<i>15</i>	<i>15</i>	<i>24</i>	<i>0</i>
9	Garfield	0	0	0	1	3	6	0
	Pitkin	0	0	0	0	1	0	0
	Rio Blanco	0	0	0	0	0	1	0
	<i>Total</i>	<i>0</i>	<i>0</i>	<i>0</i>	<i>1</i>	<i>4</i>	<i>7</i>	<i>0</i>
10	Pueblo	1	0	0	7	10	37	4
11	Chaffee	0	0	0	0	3	0	0
	Custer	0	0	0	0	0	0	0
	Fremont	1	1	0	2	10	8	0
	Park	0	0	0	0	0	1	0
	<i>Total</i>	<i>1</i>	<i>1</i>	<i>0</i>	<i>2</i>	<i>13</i>	<i>9</i>	<i>0</i>
12	Alamosa	0	0	1	0	0	4	3
	Conejos	1	0	0	0	0	1	0
	Costilla	0	0	0	0	0	2	0
	Mineral	0	0	0	0	0	0	0
	Rio Grande	0	0	0	0	0	1	0
	Saguache	0	0	0	0	0	2	0
	<i>Total</i>	<i>1</i>	<i>0</i>	<i>1</i>	<i>0</i>	<i>0</i>	<i>10</i>	<i>3</i>
13	Kit Carson	0	0	0	0	1	0	0
	Logan	0	0	1	4	1	5	0
	Morgan	1	0	1	3	0	5	0
	Phillips	0	0	0	1	0	0	0
	Sedgwick	0	0	0	0	0	0	0
	Washington	0	0	0	0	0	1	0
	Yuma	0	0	0	0	0	0	0
	<i>Total</i>	<i>1</i>	<i>0</i>	<i>2</i>	<i>8</i>	<i>2</i>	<i>11</i>	<i>0</i>
14	Grand	0	0	0	1	2	1	0
	Moffat	0	0	1	0	0	0	0
	Routt	0	0	0	0	0	1	0
	<i>Total</i>	<i>0</i>	<i>0</i>	<i>1</i>	<i>1</i>	<i>2</i>	<i>2</i>	<i>0</i>

*A detailed listing of Juvenile Delinquency filings by case type are found in Table 22 of this report.

**Table 21:
District Court Juvenile Filings by Case Type
Fiscal Year 2021**

Judicial District	Court Location	Support (SU)	Warrant (WX)	IV-D Support Order (AV)	Truancy (TR)	Non-JD Juvenile Total	Juvenile Delinquency Total*	Non-JD+JD Total
8	Jackson	0	0	0	0	1	0	1
	Larimer	0	0	134	3	426	209	635
	Total	0	0	134	3	427	209	636
9	Garfield	3	0	23	0	74	68	142
	Pitkin	0	0	2	0	4	12	16
	Rio Blanco	0	0	0	0	11	9	20
	Total	3	0	25	0	89	89	178
10	Pueblo	4	0	169	88	550	134	684
11	Chaffee	2	0	1	29	63	20	83
	Custer	0	0	1	0	1	4	5
	Fremont	17	0	40	7	143	40	183
	Park	0	0	2	3	15	2	17
	Total	19	0	44	39	222	66	288
12	Alamosa	0	0	28	6	92	14	106
	Conejos	0	0	4	2	17	5	22
	Costilla	0	0	6	0	21	1	22
	Mineral	0	0	0	0	1	0	1
	Rio Grande	0	0	9	6	52	15	67
	Saguache	0	0	5	2	13	1	14
	Total	0	0	52	16	196	36	232
13	Kit Carson	1	0	8	0	16	8	24
	Logan	0	0	35	0	93	21	114
	Morgan	0	0	16	26	127	25	152
	Phillips	0	0	0	0	1	2	3
	Sedgwick	0	0	0	0	0	2	2
	Washington	0	0	1	0	11	2	13
	Yuma	0	0	8	0	13	6	19
	Total	1	0	68	26	261	66	327
14	Grand	0	0	0	0	9	7	16
	Moffat	0	0	0	1	18	10	28
	Routt	2	0	2	0	13	11	24
	Total	2	0	2	1	40	28	68

*A detailed listing of Juvenile Delinquency filings by case type are found in Table 22 of this report.

**Table 21:
District Court Juvenile Filings by Case Type
Fiscal Year 2021**

Judicial District	Court Location	Abandonment (AB)	Adoption (AO)	Administrative Exclusion (AX)	Confidential Intermediary (CI)	Consent for Marriage (CS)	Dependency & Neglect (DN)	D&N Expedited Placement (EP)
15	Baca	0	3	0	0	0	4	2
	Cheyenne	0	1	0	0	0	1	0
	Kiowa	0	1	0	0	0	2	0
	Prowers	0	9	0	0	0	3	4
	Total	0	14	0	0	0	10	6
16	Bent	0	1	0	0	0	4	3
	Crowley	0	4	0	0	0	2	4
	Otero	0	14	0	0	0	6	17
	Total	0	19	0	0	0	12	24
17	Adams	0	216	2	0	1	97	272
	Broomfield	0	12	0	0	1	8	3
	Total	0	228	2	0	2	105	275
18	Arapahoe	0	185	0	1	1	75	138
	Douglas	0	141	0	0	1	34	39
	Elbert	0	4	0	0	0	4	3
	Lincoln	0	6	0	0	0	1	2
	Total	0	336	0	1	2	114	182
19	Weld	0	139	0	0	3	70	128
20	Boulder	0	80	0	0	2	35	64
21	Mesa	0	111	0	0	1	45	39
22	Dolores	0	1	0	0	0	0	0
	Montezuma	0	12	0	0	1	9	12
	Total	0	13	0	0	1	9	12
State Total		0	2,156	6	14	26	956	1,692
Percent of State Total		0%	14%	0%	0%	0%	6%	11%

*A detailed listing of Juvenile Delinquency filings by case type are found in Table 22 of this report.

**Table 21:
District Court Juvenile Filings by Case Type
Fiscal Year 2021**

Judicial District	Court Location	Grandparent Visitation (GV)	Juvenile Expungement (EX)	Juvenile Other (OT)	Juvenile Relinquishment (RL)	Paternity (PT)	IV-D Paternity Order (AP)	Review of Need for Placement (PF)
15	Baca	0	0	0	0	3	3	0
	Cheyenne	0	0	0	0	0	1	0
	Kiowa	0	0	0	0	0	0	0
	Prowers	0	0	3	0	8	2	0
	Total	0	0	3	0	11	6	0
16	Bent	0	0	1	0	1	0	0
	Crowley	0	0	0	0	1	1	0
	Otero	0	0	1	0	6	0	0
	Total	0	0	2	0	8	1	0
17	Adams	3	1	3	7	27	56	0
	Broomfield	0	0	1	0	1	2	0
	Total	3	1	4	7	28	58	0
18	Arapahoe	8	0	13	18	55	80	2
	Douglas	0	1	1	28	3	9	0
	Elbert	0	0	0	1	0	2	0
	Lincoln	0	0	0	0	1	1	1
	Total	8	1	14	47	59	92	3
19	Weld	1	1	66	16	12	56	0
20	Boulder	1	0	125	23	8	14	0
21	Mesa	2	7	2	19	11	49	2
22	Dolores	0	0	0	0	0	0	0
	Montezuma	1	0	0	1	0	1	0
	Total	1	0	0	1	0	1	0
State Total		30	22	247	253	285	689	16
Percent of State Total		0%	0%	2%	2%	2%	5%	0%

*A detailed listing of Juvenile Delinquency filings by case type are found in Table 22 of this report.

**Table 21:
District Court Juvenile Filings by Case Type
Fiscal Year 2021**

Judicial District	Court Location	Support (SU)	Warrant (WX)	IV-D Support Order (AV)	Truancy (TR)	Non-JD Juvenile Total	Juvenile Delinquency Total*	Non-JD+JD Total
15	Baca	9	0	4	0	28	6	34
	Cheyenne	0	0	2	0	5	4	9
	Kiowa	0	0	0	0	3	0	3
	Prowers	17	0	4	2	52	19	71
	Total	26	0	10	2	88	29	117
16	Bent	3	0	12	16	41	2	43
	Crowley	2	0	8	4	26	0	26
	Otero	10	0	2	24	80	15	95
	Total	15	0	22	44	147	17	164
17	Adams	14	0	208	87	994	297	1,291
	Broomfield	0	0	15	8	51	30	81
	Total	14	0	223	95	1,045	327	1,372
18	Arapahoe	16	0	232	52	876	449	1,325
	Douglas	0	0	92	17	366	289	655
	Elbert	0	0	7	0	21	7	28
	Lincoln	1	0	8	0	21	7	28
	Total	17	0	339	69	1,284	752	2,036
19	Weld	1	0	245	160	898	404	1,302
20	Boulder	1	1	81	2	437	199	636
21	Mesa	1	7	103	38	437	283	720
22	Dolores	0	0	0	0	1	4	5
	Montezuma	6	4	0	0	47	64	111
	Total	6	4	0	0	48	68	116
State Total		130	12	2,267	1,400	10,201	4,753	14,954
Percent of State Total		1%	0%	15%	9%	68%	32%	100%

*A detailed listing of Juvenile Delinquency filings by case type are found in Table 22 of this report.

**Table 22:
District Court Juvenile Delinquency Filings by Case Type
Fiscal Year 2021**

Judicial District	Court Location	Delinquent Case										
		Arson (AR)	Assault (AS)	Bail Violation (BV)	Burglary (BU)	Bribery - Tampering (BR)	Child Abuse (CA)	Criminal Mischief (CM)	Cruelty to Animals (AM)	Remand from District Court (DR)	Driving Under the Influence (DU)	Drugs (DG)
1	Gilpin	0	1	0	0	0	0	0	0	0	0	0
	Jefferson	2	88	1	13	0	1	17	0	0	0	16
	Total	2	89	1	13	0	1	17	0	0	0	16
2	Denver Juvenile	2	84	0	32	1	0	23	0	0	0	14
3	Huerfano	0	3	0	0	0	0	3	0	0	0	3
	Las Animas	0	0	0	0	0	0	2	0	0	0	2
	Total	0	3	0	0	0	0	5	0	0	0	5
4	El Paso	6	243	1	50	12	0	83	1	0	1	14
	Teller	0	2	0	0	0	0	2	0	0	0	0
	Total	6	245	1	50	12	0	85	1	0	1	14
5	Clear Creek	0	2	0	1	0	0	0	0	0	0	0
	Eagle	1	9	0	2	0	0	2	0	0	4	0
	Lake	0	2	0	0	0	0	0	0	0	0	0
	Summit	0	0	0	0	0	0	2	0	0	0	1
	Total	1	13	0	3	0	0	4	0	0	4	1
6	Archuleta	1	0	0	0	0	0	2	0	0	0	0
	La Plata	0	2	1	2	0	0	1	0	0	0	0
	San Juan	0	0	0	0	0	0	0	0	0	0	0
	Total	1	2	1	2	0	0	3	0	0	0	0
7	Delta	0	5	0	5	0	0	7	0	0	0	2
	Gunnison	0	1	0	2	0	0	0	0	0	0	0
	Hinsdale	0	0	0	0	0	0	0	0	0	0	0
	Montrose	2	14	0	1	2	0	2	0	0	0	4
	Ouray	0	0	0	0	0	0	0	0	0	0	0
	San Miguel	0	1	0	0	0	0	0	0	0	0	0
	Total	2	21	0	8	2	0	9	0	0	0	6

**Table 22:
District Court Juvenile Delinquency Filings by Case Type
Fiscal Year 2021**

Judicial District	Court Location	Escape (EC)	Forgery (FG)	Fraud (FD)	Gambling (GM)	Harassment (HR)	Homicide (HM)	Impersonation (IM)	Incest (IC)	Kidnapping (KN)
1	Gilpin	0	0	0	0	0	0	0	0	0
	Jefferson	0	0	0	0	14	10	1	9	3
	<i>Total</i>	0	0	0	0	14	10	1	9	3
2	Denver Juvenile	1	0	1	0	6	21	0	0	1
3	Huerfano	0	0	0	0	1	0	0	0	0
	Las Animas	0	0	0	0	2	0	0	1	0
	<i>Total</i>	0	0	0	0	3	0	0	1	0
4	El Paso	7	4	0	0	29	11	2	2	3
	Teller	0	0	0	0	1	0	0	1	0
	<i>Total</i>	7	4	0	0	30	11	2	3	3
5	Clear Creek	0	0	0	0	4	0	0	0	0
	Eagle	0	1	0	0	1	0	0	0	0
	Lake	0	0	0	0	0	0	0	0	0
	Summit	0	0	0	0	1	0	0	0	0
	<i>Total</i>	0	1	0	0	6	0	0	0	0
6	Archuleta	0	0	0	0	0	0	0	0	0
	La Plata	0	0	0	0	0	0	2	0	0
	San Juan	0	0	0	0	0	0	0	0	0
	<i>Total</i>	0	0	0	0	0	0	2	0	0
7	Delta	1	0	0	0	2	0	2	0	0
	Gunnison	0	0	0	0	0	0	0	0	0
	Hinsdale	0	0	0	0	0	0	0	0	0
	Montrose	0	1	0	0	0	3	0	0	0
	Ouray	0	0	0	0	0	0	0	0	0
	San Miguel	0	0	0	0	0	0	0	0	0
<i>Total</i>	1	1	0	0	2	3	2	0	0	

**Table 22:
District Court Juvenile Delinquency Filings by Case Type
Fiscal Year 2021**

Judicial District	Court Location	Municipal Charge other than					Possession of Alcohol by Minor (PA)	Prostitution (PS)	Public Peace and Order (PP)
		Menacing (MN)	Curfew (MC)	Other (OT)	Perjury (PJ)	Pornography (PN)			
1	Gilpin	0	0	0	0	0	0	0	0
	Jefferson	13	0	40	0	0	0	0	1
	<i>Total</i>	13	0	40	0	0	0	0	1
2	Denver Juvenile	21	0	45	0	0	0	0	6
3	Huerfano	0	0	0	0	0	0	0	0
	Las Animas	0	0	1	0	0	0	0	0
	<i>Total</i>	0	0	1	0	0	0	0	0
4	El Paso	44	0	79	0	0	0	0	30
	Teller	0	0	1	0	0	0	0	0
	<i>Total</i>	44	0	80	0	0	0	0	30
5	Clear Creek	0	0	2	0	0	0	0	0
	Eagle	1	0	9	0	0	0	0	3
	Lake	1	0	0	0	0	0	0	0
	Summit	0	0	1	0	0	1	0	1
	<i>Total</i>	2	0	12	0	0	1	0	4
6	Archuleta	0	0	1	0	0	1	0	0
	La Plata	0	0	1	0	0	0	0	0
	San Juan	0	0	0	0	0	0	0	0
	<i>Total</i>	0	0	2	0	0	1	0	0
7	Delta	0	0	6	0	0	1	0	0
	Gunnison	0	0	3	0	0	0	0	0
	Hinsdale	0	0	0	0	0	0	0	0
	Montrose	1	0	4	0	0	0	0	1
	Ouray	0	0	0	0	0	0	0	0
	<i>Total</i>	1	0	13	0	0	1	0	1

**Table 22:
District Court Juvenile Delinquency Filings by Case Type
Fiscal Year 2021**

Judicial District	Court Location	Sex		Sex Offenses (SX)	Tampering (TM)	Theft (TH)	Trespass (TP)	Vehicular Assault (VA)	Vehicular Homicide (VH)	Weapon (WP)	Total
		Robbery (RB)	Runaway (RW)								
1	Gilpin	0	0	0	0	0	0	0	0	0	1
	Jefferson	12	0	28	0	47	11	1	1	23	352
	Total	12	0	28	0	47	11	1	1	23	353
2	Denver Juvenile	62	7	41	0	71	9	1	0	56	505
3	Huerfano	1	0	0	0	1	0	0	0	2	14
	Las Animas	0	0	2	0	0	0	0	0	1	11
	Total	1	0	2	0	1	0	0	0	3	25
4	El Paso	36	0	81	1	124	61	2	0	33	960
	Teller	0	0	3	0	0	0	0	0	3	13
	Total	36	0	84	1	124	61	2	0	36	973
5	Clear Creek	0	0	0	0	0	0	0	0	0	9
	Eagle	0	0	3	0	2	1	0	0	1	40
	Lake	0	0	1	0	0	1	0	0	0	5
	Summit	0	0	2	0	3	1	0	0	0	13
	Total	0	0	6	0	5	3	0	0	1	67
6	Archuleta	0	0	0	0	3	5	0	0	0	13
	La Plata	0	0	1	0	4	0	0	0	1	15
	San Juan	0	0	0	0	0	0	0	0	0	0
	Total	0	0	1	0	7	5	0	0	1	28
7	Delta	0	0	4	0	2	2	0	0	0	39
	Gunnison	0	0	0	0	2	1	0	0	0	9
	Hinsdale	0	0	0	0	0	0	0	0	0	0
	Montrose	1	0	3	0	3	1	0	0	2	45
	Ouray	0	0	0	0	0	0	0	0	0	0
	San Miguel	0	0	1	0	0	0	0	0	0	2
	Total	1	0	8	0	7	4	0	0	2	95

**Table 22:
District Court Juvenile Delinquency Filings by Case Type
Fiscal Year 2021**

Judicial District	Court Location	Arson (AR)	Assault (AS)	Bail	Burglary (BU)	Bribery - Tampering (BR)	Child Abuse (CA)	Criminal Mischief (CM)	Cruelty to Animals (AM)	Delinquent Case Remand	Driving Under the	Drugs (DG)
				Violation (BV)						from District Court (DR)	Influence (DU)	
8	Jackson	0	0	0	0	0	0	0	0	0	0	0
	Larimer	2	32	0	17	0	0	13	2	0	4	20
	Total	2	32	0	17	0	0	13	2	0	4	20
9	Garfield	0	16	0	2	0	0	5	0	0	0	7
	Pitkin	0	0	0	0	0	0	0	0	0	0	6
	Rio Blanco	0	0	0	4	0	0	0	0	0	0	0
	Total	0	16	0	6	0	0	5	0	0	0	13
10	Pueblo	0	44	1	4	0	0	9	0	0	0	3
11	Chaffee	0	3	0	1	0	0	4	0	0	0	0
	Custer	0	0	0	0	0	0	2	0	0	0	1
	Fremont	0	17	0	2	0	0	2	0	0	0	1
	Park	0	0	0	0	0	0	1	0	0	0	0
	Total	0	20	0	3	0	0	9	0	0	0	2
12	Alamosa	0	1	0	5	0	0	1	0	0	1	0
	Conejos	0	2	0	0	0	0	1	0	0	0	0
	Costilla	0	0	0	0	0	0	0	0	0	0	0
	Mineral	0	0	0	0	0	0	0	0	0	0	0
	Rio Grande	0	2	0	0	0	0	1	0	0	0	0
	Saguache	0	1	0	0	0	0	0	0	0	0	0
	Total	0	6	0	5	0	0	3	0	0	1	0
13	Kit Carson	0	4	0	0	0	0	1	0	0	0	0
	Logan	0	1	1	1	0	0	2	0	0	1	0
	Morgan	0	4	2	1	0	0	6	0	0	0	1
	Phillips	0	0	0	0	0	0	0	0	0	0	0
	Sedgwick	0	0	0	0	0	0	0	0	0	0	0
	Washington	0	0	0	0	0	0	2	0	0	0	0
	Yuma	0	0	0	0	0	0	0	0	0	0	3
	Total	0	9	3	2	0	0	11	0	0	1	4
14	Grand	0	3	0	0	0	0	0	0	0	0	0
	Moffat	0	3	0	0	0	0	1	0	0	0	0
	Routt	0	1	0	0	0	0	0	0	0	1	0
	Total	0	7	0	0	0	0	1	0	0	1	0

**Table 22:
District Court Juvenile Delinquency Filings by Case Type
Fiscal Year 2021**

Judicial District	Court Location	Escape (EC)	Forgery (FG)	Fraud (FD)	Gambling (GM)	Harassment (HR)	Homicide (HM)	Impersonation (IM)	Incest (IC)	Kidnapping (KN)
8	Jackson	0	0	0	0	0	0	0	0	0
	Larimer	0	0	1	0	20	1	0	0	0
	<i>Total</i>	<i>0</i>	<i>0</i>	<i>1</i>	<i>0</i>	<i>20</i>	<i>1</i>	<i>0</i>	<i>0</i>	<i>0</i>
9	Garfield	0	0	0	0	7	0	0	1	0
	Pitkin	0	0	0	0	0	0	0	0	0
	Rio Blanco	0	0	0	0	1	0	0	0	0
	<i>Total</i>	<i>0</i>	<i>0</i>	<i>0</i>	<i>0</i>	<i>8</i>	<i>0</i>	<i>0</i>	<i>1</i>	<i>0</i>
10	Pueblo	0	1	0	0	9	3	3	0	0
11	Chaffee	0	0	0	0	2	0	0	0	0
	Custer	0	0	0	0	0	0	0	0	0
	Fremont	0	0	0	0	0	0	0	0	0
	Park	0	0	0	0	1	0	0	0	0
	<i>Total</i>	<i>0</i>	<i>0</i>	<i>0</i>	<i>0</i>	<i>3</i>	<i>0</i>	<i>0</i>	<i>0</i>	<i>0</i>
12	Alamosa	0	0	0	0	1	0	0	0	0
	Conejos	0	0	0	0	0	0	0	0	0
	Costilla	0	0	0	0	0	0	0	0	0
	Mineral	0	0	0	0	0	0	0	0	0
	Rio Grande	0	0	0	0	2	0	0	0	0
	Saguache	0	0	0	0	0	0	0	0	0
	<i>Total</i>	<i>0</i>	<i>0</i>	<i>0</i>	<i>0</i>	<i>3</i>	<i>0</i>	<i>0</i>	<i>0</i>	<i>0</i>
13	Kit Carson	0	0	0	0	0	0	0	0	0
	Logan	0	0	0	0	1	0	0	0	0
	Morgan	0	1	0	0	1	0	0	0	1
	Phillips	0	0	0	0	0	0	0	0	0
	Sedgwick	0	0	0	0	0	0	0	0	0
	Washington	0	0	0	0	0	0	0	0	0
	<i>Total</i>	<i>0</i>	<i>1</i>	<i>0</i>	<i>0</i>	<i>2</i>	<i>0</i>	<i>0</i>	<i>0</i>	<i>1</i>
14	Grand	0	0	0	0	0	0	0	0	0
	Moffat	0	0	0	0	0	0	0	0	0
	Routt	0	0	0	0	0	0	0	0	0
	<i>Total</i>	<i>0</i>	<i>0</i>	<i>0</i>	<i>0</i>	<i>0</i>	<i>0</i>	<i>0</i>	<i>0</i>	<i>0</i>

**Table 22:
District Court Juvenile Delinquency Filings by Case Type
Fiscal Year 2021**

Judicial District	Court Location	Municipal Charge other than					Possession of Alcohol by Minor (PA)	Prostitution (PS)	Public Peace and Order (PP)
		Menacing (MN)	Curfew (MC)	Other (OT)	Perjury (PJ)	Pornography (PN)			
8	Jackson	0	0	0	0	0	0	0	0
	Larimer	8	0	15	0	0	0	0	12
	<i>Total</i>	8	0	15	0	0	0	0	12
9	Garfield	4	0	2	0	0	0	0	2
	Pitkin	0	0	1	0	0	0	0	0
	Rio Blanco	0	0	1	0	0	2	0	0
	<i>Total</i>	4	0	4	0	0	2	0	2
10	Pueblo	8	0	6	0	0	0	0	2
11	Chaffee	2	0	2	0	0	0	0	0
	Custer	0	0	0	0	0	0	0	0
	Fremont	1	0	0	0	0	0	0	1
	Park	0	0	0	0	0	0	0	0
	<i>Total</i>	3	0	2	0	0	0	0	1
12	Alamosa	1	0	1	0	0	1	0	0
	Conejos	0	0	1	0	0	0	0	0
	Costilla	1	0	0	0	0	0	0	0
	Mineral	0	0	0	0	0	0	0	0
	Rio Grande	5	0	0	0	0	0	0	1
	Saguache	0	0	0	0	0	0	0	0
	<i>Total</i>	7	0	2	0	0	1	0	1
13	Kit Carson	1	0	0	0	0	0	0	1
	Logan	1	0	3	0	0	0	0	4
	Morgan	1	0	2	0	1	0	0	0
	Phillips	0	0	0	0	0	0	0	0
	Sedgwick	0	0	0	0	0	0	0	0
	Washington	0	0	0	0	0	0	0	0
	Yuma	0	0	2	0	0	0	0	0
	<i>Total</i>	3	0	7	0	1	0	0	5
14	Grand	0	0	0	0	0	0	0	1
	Moffat	1	0	0	0	0	0	0	3
	Routt	0	0	1	0	0	0	0	1
	<i>Total</i>	1	0	1	0	0	0	0	5

**Table 22:
District Court Juvenile Delinquency Filings by Case Type
Fiscal Year 2021**

Judicial District	Court Location	Sex									Total
		Robbery (RB)	Runaway (RW)	Offenses (SX)	Tampering (TM)	Theft (TH)	Trespass (TP)	Vehicular Assault (VA)	Vehicular Homicide (VH)	Weapon (WP)	
8	Jackson	0	0	0	0	0	0	0	0	0	0
	Larimer	9	0	14	1	22	11	0	0	5	209
	Total	9	0	14	1	22	11	0	0	5	209
9	Garfield	0	0	6	0	7	6	2	0	1	68
	Pitkin	0	0	5	0	0	0	0	0	0	12
	Rio Blanco	0	0	0	0	0	0	0	0	1	9
	Total	0	0	11	0	7	6	2	0	2	89
10	Pueblo	10	0	11	0	6	0	0	0	14	134
11	Chaffee	0	0	4	0	1	0	0	0	1	20
	Custer	0	0	0	0	1	0	0	0	0	4
	Fremont	0	0	11	1	1	3	0	0	0	40
	Park	0	0	0	0	0	0	0	0	0	2
	Total	0	0	15	1	3	3	0	0	1	66
12	Alamosa	0	0	2	0	0	0	0	0	0	14
	Conejos	0	0	1	0	0	0	0	0	0	5
	Costilla	0	0	0	0	0	0	0	0	0	1
	Mineral	0	0	0	0	0	0	0	0	0	0
	Rio Grande	0	0	4	0	0	0	0	0	0	15
	Saguache	0	0	0	0	0	0	0	0	0	1
	Total	0	0	7	0	0	0	0	0	0	36
13	Kit Carson	0	0	0	0	1	0	0	0	0	8
	Logan	0	0	1	0	5	0	0	0	0	21
	Morgan	0	0	1	0	1	2	0	0	0	25
	Phillips	0	0	0	0	0	2	0	0	0	2
	Sedgwick	0	0	0	0	2	0	0	0	0	2
	Washington	0	0	0	0	0	0	0	0	0	2
	Yuma	0	0	1	0	0	0	0	0	0	6
	Total	0	0	3	0	9	4	0	0	0	66
14	Grand	0	0	0	0	0	3	0	0	0	7
	Moffat	0	0	2	0	0	0	0	0	0	10
	Routt	0	0	2	1	1	3	0	0	0	11
	Total	0	0	4	1	1	6	0	0	0	28

**Table 22:
District Court Juvenile Delinquency Filings by Case Type
Fiscal Year 2021**

Judicial District	Court Location	Delinquent Case										
		Arson (AR)	Assault (AS)	Bail Violation (BV)	Burglary (BU)	Bribery - Tampering (BR)	Child Abuse (CA)	Criminal Mischief (CM)	Cruelty to Animals (AM)	Remand from District Court (DR)	Driving Under the Influence (DU)	Drugs (DG)
15	Baca	0	2	0	0	0	0	0	0	0	0	0
	Cheyenne	0	2	0	0	0	0	0	0	0	0	0
	Kiowa	0	0	0	0	0	0	0	0	0	0	0
	Prowers	0	3	0	0	0	0	0	0	0	0	0
	Total	0	7	0	0	0	0	0	0	0	0	0
16	Bent	0	1	0	0	0	0	0	0	0	0	0
	Crowley	0	0	0	0	0	0	0	0	0	0	0
	Otero	0	6	0	1	0	0	3	0	0	0	0
	Total	0	7	0	1	0	0	3	0	0	0	0
17	Adams	2	56	0	24	1	1	12	1	1	0	10
	Broomfield	0	3	1	3	0	0	2	0	0	1	2
	Total	2	59	1	27	1	1	14	1	1	1	12
18	Arapahoe	1	89	0	19	1	0	27	1	0	0	10
	Douglas	6	57	3	10	1	2	24	0	0	0	42
	Elbert	0	1	0	0	0	0	1	0	0	0	1
	Lincoln	0	1	0	0	0	0	1	0	0	0	1
	Total	7	148	3	29	2	2	53	1	0	0	54
19	Weld	2	82	0	24	0	2	43	1	0	2	15
20	Boulder	2	41	3	5	1	0	18	0	0	1	15
21	Mesa	7	69	2	13	1	1	21	0	0	2	14
22	Dolores	0	1	0	0	0	0	0	0	0	0	0
	Montezuma	1	9	0	0	0	0	7	0	0	2	17
	Total	1	10	0	0	0	0	7	0	0	2	17
State Total		37	1,014	16	244	20	7	356	6	1	20	225
Percent of State Total		1%	21%	0.34%	5%	0.42%	0.15%	7%	0.13%	0.02%	0%	5%

**Table 22:
District Court Juvenile Delinquency Filings by Case Type
Fiscal Year 2021**

Judicial District	Court Location	Escape (EC)	Forgery (FG)	Fraud (FD)	Gambling (GM)	Harassment (HR)	Homicide (HM)	Impersonation (IM)	Incest (IC)	Kidnapping (KN)
15	Baca	0	0	0	0	0	0	0	0	0
	Cheyenne	0	0	0	0	0	0	0	0	0
	Kiowa	0	0	0	0	0	0	0	0	0
	Prowers	0	0	0	0	4	0	0	0	0
	Total	0	0	0	0	4	0	0	0	0
16	Bent	0	0	0	0	0	0	0	0	0
	Crowley	0	0	0	0	0	0	0	0	0
	Otero	0	0	0	0	1	1	0	0	0
	Total	0	0	0	0	1	1	0	0	0
17	Adams	1	0	0	0	6	9	1	0	0
	Broomfield	0	0	0	0	0	0	0	0	1
	Total	1	0	0	0	6	9	1	0	1
18	Arapahoe	5	1	1	0	12	5	0	4	1
	Douglas	0	0	2	0	5	1	0	1	0
	Elbert	0	0	0	0	0	0	0	0	0
	Lincoln	0	0	0	0	0	0	0	0	0
	Total	5	1	3	0	17	6	0	5	1
19	Weld	0	1	2	0	14	0	1	0	1
20	Boulder	0	0	1	0	7	1	0	0	0
21	Mesa	2	0	0	0	17	1	4	0	1
22	Dolores	0	0	0	0	0	0	0	0	0
	Montezuma	0	0	0	0	4	0	0	0	0
	Total	0	0	0	0	4	0	0	0	0
State Total		17	10	8	0	176	67	16	19	12
Percent of State Total		0%	0.21%	0.17%	0.00%	4%	1.41%	0%	0.40%	0.25%

**Table 22:
District Court Juvenile Delinquency Filings by Case Type
Fiscal Year 2021**

Judicial District	Court Location	Municipal Charge other than					Possession of Alcohol by Minor (PA)	Prostitution (PS)	Public Peace and Order (PP)
		Menacing (MN)	Curfew (MC)	Other (OT)	Perjury (PJ)	Pornography (PN)			
15	Baca	0	0	0	0	0	0	0	2
	Cheyenne	0	0	0	0	0	0	0	0
	Kiowa	0	0	0	0	0	0	0	0
	Prowers	2	0	3	0	0	0	0	1
	<i>Total</i>	2	0	3	0	0	0	0	3
16	Bent	0	0	0	0	0	0	0	0
	Crowley	0	0	0	0	0	0	0	0
	Otero	0	0	0	0	0	0	0	1
	<i>Total</i>	0	0	0	0	0	0	0	1
17	Adams	21	0	20	0	0	0	0	8
	Broomfield	0	0	1	0	0	0	0	0
	<i>Total</i>	21	0	21	0	0	0	0	8
18	Arapahoe	17	0	51	0	0	0	0	10
	Douglas	7	0	16	0	1	5	0	10
	Elbert	1	0	2	0	0	0	0	0
	Lincoln	1	0	2	0	0	0	0	0
	<i>Total</i>	26	0	71	0	1	5	0	20
19	Weld	10	0	58	0	0	9	0	5
20	Boulder	12	0	16	0	0	1	0	9
21	Mesa	14	0	23	0	0	1	0	8
22	Dolores	0	0	0	0	0	0	0	1
	Montezuma	2	0	4	0	2	1	0	0
	<i>Total</i>	2	0	4	0	2	1	0	1
<i>State Total</i>		202	0	426	0	4	23	0	125
<i>Percent of State Total</i>		4%	0%	9%	0.00%	0.08%	0%	0.00%	3%

**Table 22:
District Court Juvenile Delinquency Filings by Case Type
Fiscal Year 2021**

Judicial District	Court Location	Sex									Total
		Robbery (RB)	Runaway (RW)	Offenses (SX)	Tampering (TM)	Theft (TH)	Trespass (TP)	Vehicular Assault (VA)	Vehicular Homicide (VH)	Weapon (WP)	
15	Baca	0	0	1	0	0	0	0	0	1	6
	Cheyenne	0	0	0	0	0	2	0	0	0	4
	Kiowa	0	0	0	0	0	0	0	0	0	0
	Prowers	2	0	1	0	2	1	0	0	0	19
	Total	2	0	2	0	2	3	0	0	1	29
16	Bent	0	0	1	0	0	0	0	0	0	2
	Crowley	0	0	0	0	0	0	0	0	0	0
	Otero	0	0	2	0	0	0	0	0	0	15
	Total	0	0	3	0	0	0	0	0	0	17
17	Adams	21	0	26	1	31	18	2	2	22	297
	Broomfield	2	0	5	0	7	1	0	0	1	30
	Total	23	0	31	1	38	19	2	2	23	327
18	Arapahoe	38	0	34	1	51	28	2	1	39	449
	Douglas	8	0	26	1	28	27	0	0	6	289
	Elbert	0	0	0	0	1	0	0	0	0	7
	Lincoln	0	0	0	0	1	0	0	0	0	7
	Total	46	0	60	2	81	55	2	1	45	752
19	Weld	8	0	39	1	45	28	1	0	10	404
20	Boulder	0	0	17	1	23	18	0	0	7	199
21	Mesa	6	0	14	4	34	16	0	0	8	283
22	Dolores	0	0	0	0	1	0	0	0	1	4
	Montezuma	0	0	1	0	9	4	0	0	1	64
	Total	0	0	1	0	10	4	0	0	2	68
State Total		216	7	402	13	543	266	11	4	240	4,753
Percent of State Total		5%	0.15%	8%	0.27%	11%	6%	0.23%	0.08%	5%	100%

**Table 23:
District Court Mental Health Filings by Case Type
Fiscal Year 2021**

Judicial District	Court Location	Emergency		Evaluation (EV)	Imposition of Legal Disability (LD)	Involuntary Medication (ID)	Involuntary Medication Procedure (IP)
		Alcohol /Drugs (AH)	Commitment (EM)				
1	Gilpin	0	0	0	0	0	0
	Jefferson	40	0	25	6	0	0
	<i>Total</i>	40	0	25	6	0	0
2	Denver Probate	65	0	28	2	30	0
3	Huerfano	0	0	5	0	0	0
	Las Animas	0	0	0	0	0	0
	<i>Total</i>	0	0	5	0	0	0
4	El Paso	4	1	7	2	0	0
	Teller	0	0	0	0	0	0
	<i>Total</i>	4	1	7	2	0	0
5	Clear Creek	0	0	0	0	0	0
	Eagle	0	0	2	0	0	0
	Lake	0	0	0	0	0	0
	Summit	0	0	1	0	0	0
	<i>Total</i>	0	0	3	0	0	0
6	Archuleta	0	0	0	0	0	0
	La Plata	1	0	0	1	0	0
	San Juan	0	0	0	0	0	0
	<i>Total</i>	1	0	0	1	0	0
7	Delta	0	0	0	0	0	0
	Gunnison	0	0	1	0	0	0
	Hinsdale	0	0	0	0	0	0
	Montrose	1	0	0	0	1	0
	Ouray	0	0	0	0	0	0
	San Miguel	0	0	0	0	0	0
	<i>Total</i>	1	0	1	0	1	0

**Table 23:
District Court Mental Health Filings by Case Type
Fiscal Year 2021**

Judicial District	Court Location	Long Term Certification (LC)	Long Term Change of Venue (LV)	Other (OT)	Short Term (ST)	Short Term COV (VS)	72 Hour Hold (72)	Total
1	Gilpin	0	0	0	3	0	0	3
	Jefferson	5	2	0	653	1	1	733
	<i>Total</i>	5	2	0	656	1	1	736
2	Denver Probate	34	4	0	1,169	10	2	1,344
3	Huerfano	0	0	0	1	0	0	6
	Las Animas	0	0	0	12	0	0	12
	<i>Total</i>	0	0	0	13	0	0	18
4	El Paso	5	1	0	1,147	3	0	1,170
	Teller	1	0	0	21	0	0	22
	<i>Total</i>	6	1	0	1,168	3	0	1,192
5	Clear Creek	0	0	0	10	0	0	10
	Eagle	0	0	0	22	0	0	24
	Lake	0	0	0	8	0	3	11
	Summit	0	0	0	28	2	0	31
	<i>Total</i>	0	0	0	68	2	3	76
6	Archuleta	0	0	0	7	0	0	7
	La Plata	0	0	0	47	0	20	69
	San Juan	0	0	0	0	0	0	0
	<i>Total</i>	0	0	0	54	0	20	76
7	Delta	0	0	0	30	0	0	30
	Gunnison	0	0	0	7	0	0	8
	Hinsdale	0	0	0	0	0	0	0
	Montrose	0	0	0	36	0	0	38
	Ouray	0	0	0	0	0	0	0
	San Miguel	0	0	0	0	0	0	0
	<i>Total</i>	0	0	0	73	0	0	76

**Table 23:
District Court Mental Health Filings by Case Type
Fiscal Year 2021**

Judicial District	Court Location	Emergency		Evaluation (EV)	Imposition of Legal Disability (LD)	Involuntary Medication (ID)	Involuntary Medication Procedure (IP)
		Alcohol /Drugs (AH)	Commitment (EM)				
8	Jackson	0	0	0	0	0	0
	Larimer	1	1	0	0	0	0
	<i>Total</i>	<i>1</i>	<i>1</i>	<i>0</i>	<i>0</i>	<i>0</i>	<i>0</i>
9	Garfield	0	0	1	1	0	0
	Pitkin	0	0	0	0	0	0
	Rio Blanco	0	0	0	0	0	0
	<i>Total</i>	<i>0</i>	<i>0</i>	<i>1</i>	<i>1</i>	<i>0</i>	<i>0</i>
10	Pueblo	5	0	5	5	168	0
11	Chaffee	0	0	1	0	0	0
	Custer	0	0	0	0	0	0
	Fremont	0	0	1	1	0	0
	Park	0	0	0	0	0	0
	<i>Total</i>	<i>0</i>	<i>0</i>	<i>2</i>	<i>1</i>	<i>0</i>	<i>0</i>
12	Alamosa	0	0	0	0	0	0
	Conejos	0	0	0	0	0	0
	Costilla	0	0	0	0	0	0
	Mineral	0	0	0	0	0	0
	Rio Grande	0	0	1	0	0	0
	Saguache	0	0	0	0	0	0
	<i>Total</i>	<i>0</i>	<i>0</i>	<i>1</i>	<i>0</i>	<i>0</i>	<i>0</i>
13	Kit Carson	0	0	0	0	0	0
	Logan	0	0	0	0	0	0
	Morgan	1	0	0	0	0	0
	Phillips	0	0	0	0	0	0
	Sedgwick	0	0	0	0	0	0
	Washington	0	0	0	0	0	0
	Yuma	0	0	0	0	0	0
	<i>Total</i>	<i>1</i>	<i>0</i>	<i>0</i>	<i>0</i>	<i>0</i>	<i>0</i>
14	Grand	0	0	0	0	1	0
	Moffat	0	0	0	0	0	0
	Routt	0	0	1	1	0	0
	<i>Total</i>	<i>0</i>	<i>0</i>	<i>1</i>	<i>1</i>	<i>1</i>	<i>0</i>

**Table 23:
District Court Mental Health Filings by Case Type
Fiscal Year 2021**

Judicial District	Court Location	Long Term Certification (LC)	Long Term Change of Venue (LV)	Other (OT)	Short Term (ST)	Short Term COV (VS)	72 Hour Hold (72)	Total
8	Jackson	0	0	0	0	0	0	0
	Larimer	3	0	6	434	0	0	445
	Total	3	0	6	434	0	0	445
9	Garfield	0	0	0	22	0	0	24
	Pitkin	0	0	0	1	1	2	4
	Rio Blanco	0	0	0	1	0	0	1
	Total	0	0	0	24	1	2	29
10	Pueblo	12	1	0	222	6	5	429
	Chaffee	0	0	0	19	0	0	20
11	Custer	0	0	0	1	0	0	1
	Fremont	0	0	0	28	0	0	30
	Park	0	0	0	16	0	0	16
	Total	0	0	0	64	0	0	67
12	Alamosa	0	0	0	10	0	46	56
	Conejos	0	0	0	0	0	6	6
	Costilla	0	0	0	4	0	3	7
	Mineral	0	0	0	0	0	2	2
	Rio Grande	0	0	0	5	0	13	19
	Saguache	0	0	0	4	0	10	14
	Total	0	0	0	23	0	80	104
13	Kit Carson	0	0	0	4	0	0	4
	Logan	0	0	0	33	0	5	38
	Morgan	0	0	0	21	0	2	24
	Phillips	0	0	0	3	0	0	3
	Sedgwick	0	0	0	5	0	0	5
	Washington	0	0	0	6	0	1	7
	Yuma	0	0	0	7	0	0	7
	Total	0	0	0	79	0	8	88
14	Grand	0	0	0	10	0	0	11
	Moffat	0	0	0	2	0	0	2
	Routt	0	0	0	0	2	4	8
	Total	0	0	0	12	2	4	21

**Table 23:
District Court Mental Health Filings by Case Type
Fiscal Year 2021**

Judicial District	Court Location	Alcohol /Drugs (AH)	Emergency Commitment (EM)	Evaluation (EV)	Imposition of Legal Disability (LD)	Involuntary Medication (ID)	Involuntary Medication Procedure (IP)
15	Baca	0	0	0	0	0	0
	Cheyenne	0	0	0	0	0	0
	Kiowa	0	0	0	0	0	0
	Prowers	0	0	0	0	0	0
	<i>Total</i>	<i>0</i>	<i>0</i>	<i>0</i>	<i>0</i>	<i>0</i>	<i>0</i>
16	Bent	0	0	0	0	0	0
	Crowley	0	0	0	0	0	0
	Otero	0	0	2	1	0	0
	<i>Total</i>	<i>0</i>	<i>0</i>	<i>2</i>	<i>1</i>	<i>0</i>	<i>0</i>
17	Adams	4	0	2	2	0	0
	Broomfield	0	0	0	0	0	0
	<i>Total</i>	<i>4</i>	<i>0</i>	<i>2</i>	<i>2</i>	<i>0</i>	<i>0</i>
18	Arapahoe	16	0	13	3	0	0
	Douglas	7	0	3	1	0	0
	Elbert	0	0	1	0	1	0
	Lincoln	0	0	0	0	0	0
	<i>Total</i>	<i>23</i>	<i>0</i>	<i>17</i>	<i>4</i>	<i>1</i>	<i>0</i>
19	Weld	3	0	1	1	0	0
20	Boulder	1	0	46	0	0	0
21	Mesa	0	0	0	6	0	0
22	Dolores	0	0	0	0	0	0
	Montezuma	1	0	0	1	0	0
	<i>Total</i>	<i>1</i>	<i>0</i>	<i>0</i>	<i>1</i>	<i>0</i>	<i>0</i>
<i>State Total</i>		<i>150</i>	<i>2</i>	<i>147</i>	<i>34</i>	<i>201</i>	<i>0</i>
<i>Percent State Total</i>		<i>2%</i>	<i>0%</i>	<i>2%</i>	<i>0%</i>	<i>3%</i>	<i>0%</i>

**Table 23:
District Court Mental Health Filings by Case Type
Fiscal Year 2021**

Judicial District	Court Location	Long Term Certification (LC)	Long Term Change of Venue (LV)	Other (OT)	Short Term (ST)	Short Term COV (VS)	72 Hour Hold (72)	Total
15	Baca	1	0	0	0	0	4	5
	Cheyenne	0	0	0	0	0	0	0
	Kiowa	0	0	0	0	0	0	0
	Prowers	0	0	0	7	0	0	7
	Total	1	0	0	7	0	4	12
16	Bent	0	0	0	1	0	4	5
	Crowley	0	0	0	4	0	0	4
	Otero	0	0	0	21	0	0	24
	Total	0	0	0	26	0	4	33
17	Adams	9	1	0	521	2	0	541
	Broomfield	0	0	0	52	1	0	53
	Total	9	1	0	573	3	0	594
18	Arapahoe	24	3	0	861	3	0	923
	Douglas	7	0	0	248	1	0	267
	Elbert	0	0	0	23	0	1	26
	Lincoln	0	0	0	5	0	0	5
	Total	31	3	0	1,137	4	1	1,221
19	Weld	1	1	0	268	1	0	276
20	Boulder	6	3	0	526	6	0	588
21	Mesa	1	0	1	359	1	0	368
22	Dolores	0	0	0	0	0	0	0
	Montezuma	0	0	0	2	0	1	5
	Total	0	0	0	2	0	1	5
State Total		109	16	7	6,957	40	135	7,798
Percent State Total		1%	0.21%	0.09%	89%	0.51%	2%	100%

**Table 24:
District Court Probate Filings by Case Type
Fiscal Year 2021**

Judicial District	Court Location	Ancillary Proceedings (AC)	Conservatorship/Adult (CN)	Conservator/Guardian-Adult (CG)	Conservatorship/Minor (CB or CY)	Conservatorship/Guardian-Minor (CR)	Disclaimer (DC)	Determination of Heirship (DH)
1	Gilpin	3	0	2	0	0	0	2
	Jefferson	17	26	68	24	5	0	2
	<i>Total</i>	20	26	70	24	5	0	4
2	Denver Probate	15	31	50	19	4	0	2
3	Huerfano	9	0	1	0	0	0	2
	Las Animas	6	2	4	0	0	0	1
	<i>Total</i>	15	2	5	0	0	0	3
4	El Paso	23	34	69	114	4	0	2
	Teller	10	3	3	4	1	0	2
	<i>Total</i>	33	37	72	118	5	0	4
5	Clear Creek	2	0	0	1	0	0	0
	Eagle	18	1	2	3	3	0	0
	Lake	3	0	0	0	0	0	0
	Summit	22	0	1	0	0	0	0
	<i>Total</i>	45	1	3	4	3	0	0
6	Archuleta	22	0	1	0	0	0	1
	La Plata	29	3	5	1	0	0	0
	San Juan	1	0	0	0	0	0	0
	<i>Total</i>	52	3	6	1	0	0	1
7	Delta	1	1	4	1	0	0	2
	Gunnison	16	0	0	0	0	0	1
	Hinsdale	3	0	0	0	0	0	0
	Montrose	7	2	5	5	0	0	0
	Ouray	3	0	0	0	0	0	0
	San Miguel	3	0	0	0	0	0	2
	<i>Total</i>	33	3	9	6	0	0	5

*Single Transaction cases include the approval of personal injury settlements and personal injury settlements by insurance company cases.

**Table 24:
District Court Probate Filings by Case Type
Fiscal Year 2021**

Judicial District	Court Location	Foreign		Guardianship/ Minor (GB or GD)	Intestate Formal (IF)	Intestate Informal (II)	Other (OT)	Public		Single* Transaction (SN)
		Protective Proceeding (FP)	Guardianship/ Adult (GA)					Administrator Statement (PX)	Registration of Foreign Order (FO)	
1	Gilpin	0	0	1	0	10	0	0	0	1
	Jefferson	0	70	70	61	323	6	5	0	45
	Total	0	70	71	61	333	6	5	0	46
2	Denver Probate	0	182	49	72	425	18	2	5	105
3	Huerfano	0	2	2	1	21	0	0	0	4
	Las Animas	0	4	2	5	28	0	0	0	0
	Total	0	6	4	6	49	0	0	0	4
4	El Paso	0	133	134	75	414	1	74	0	57
	Teller	0	10	3	2	26	0	0	0	5
	Total	0	143	137	77	440	1	74	0	62
5	Clear Creek	0	3	1	1	8	0	0	0	0
	Eagle	0	4	12	2	25	0	0	0	2
	Lake	0	0	0	0	7	0	0	0	0
	Summit	0	2	0	0	8	0	0	0	1
	Total	0	9	13	3	48	0	0	0	3
6	Archuleta	0	4	1	2	22	0	0	0	0
	La Plata	1	8	8	9	30	0	0	0	3
	San Juan	0	0	0	0	1	0	0	0	0
	Total	1	12	9	11	53	0	0	0	3
7	Delta	0	8	10	6	36	0	0	0	1
	Gunnison	0	4	0	1	16	0	0	0	0
	Hinsdale	0	0	0	1	3	0	0	0	0
	Montrose	0	14	10	6	41	0	0	0	4
	Ouray	0	0	0	0	5	0	0	0	1
	San Miguel	0	1	0	0	4	0	0	0	1
Total	0	27	20	14	105	0	0	0	7	

*Single Transaction cases include the approval of personal injury settlements and personal injury settlements by insurance company cases.

**Table 24:
District Court Probate Filings by Case Type
Fiscal Year 2021**

Judicial District	Court Location	Special Administrator		Testate	Testate	Trust (TU)	Trust Registration (TG)	Uniform Veterans Guardianship Act (UV)	Will Transfer (WT)	Total
		Formal (AF)	Informal (AE or AI)	Formal (TF)	Informal (TI)					
1	Gilpin	0	0	2	7	0	1	0	1	30
	Jefferson	7	2	128	914	25	90	0	8	1,896
	Total	7	2	130	921	25	91	0	9	1,926
2	Denver Probate	19	1	122	769	70	118	0	4	2,082
3	Huerfano	0	0	1	19	1	1	0	0	64
	Las Animas	0	0	1	17	0	1	0	0	71
	Total	0	0	2	36	1	2	0	0	135
4	El Paso	7	1	66	802	21	89	0	7	2,127
	Teller	3	0	1	27	2	0	0	0	102
	Total	10	1	67	829	23	89	0	7	2,229
5	Clear Creek	0	0	3	21	1	1	0	0	42
	Eagle	2	0	4	34	0	8	0	0	120
	Lake	0	1	0	10	0	0	0	0	21
	Summit	0	0	1	29	0	0	0	0	64
	Total	2	1	8	94	1	9	0	0	247
6	Archuleta	0	0	1	25	0	2	0	0	81
	La Plata	0	0	10	78	3	12	0	0	200
	San Juan	0	0	0	3	0	0	0	0	5
	Total	0	0	11	106	3	14	0	0	286
7	Delta	0	0	7	71	1	2	0	0	151
	Gunnison	0	0	2	20	1	1	0	0	62
	Hinsdale	0	0	1	1	0	0	0	0	9
	Montrose	0	0	7	76	1	7	0	0	185
	Ouray	0	0	0	12	1	1	0	0	23
	San Miguel	0	0	2	8	0	0	0	0	21
	Total	0	0	19	188	4	11	0	0	451

*Single Transaction cases include the approval of personal injury settlements and personal injury settlements by insurance company cases.

**Table 24:
District Court Probate Filings by Case Type
Fiscal Year 2021**

Judicial District	Court Location	Ancillary Proceedings (AC)	Conservatorship/Adult (CN)	Conservatorship/Guardian-Adult (CG)	Conservatorship/Minor (CB or CY)	Conservatorship/Guardian-Minor (CR)	Disclaimer (DC)	Determination of Heirship (DH)
8	Jackson	3	0	0	0	0	0	0
	Larimer	19	8	29	19	0	0	1
	<i>Total</i>	22	8	29	19	0	0	1
9	Garfield	2	5	7	3	0	0	1
	Pitkin	7	0	4	0	1	0	0
	Rio Blanco	3	0	0	2	0	0	0
	<i>Total</i>	12	5	11	5	1	0	1
10	Pueblo	20	7	7	16	3	0	7
11	Chaffee	3	0	2	1	0	0	1
	Custer	7	0	1	1	0	0	0
	Fremont	12	2	4	1	0	0	4
	Park	10	0	0	0	2	0	0
	<i>Total</i>	32	2	7	3	2	0	5
12	Alamosa	6	1	0	0	0	0	1
	Conejos	5	1	0	0	0	0	1
	Costilla	45	0	0	3	0	0	1
	Mineral	2	0	0	0	0	0	1
	Rio Grande	12	4	0	2	0	0	0
	Saguache	5	1	0	0	0	0	0
	<i>Total</i>	75	7	0	5	0	0	4
13	Kit Carson	5	0	0	0	0	0	2
	Logan	5	3	2	1	0	0	2
	Morgan	5	0	9	2	1	0	1
	Phillips	3	0	0	0	0	0	0
	Sedgwick	0	1	0	0	0	0	0
	Washington	3	0	0	0	0	0	11
	Yuma	4	0	3	0	0	0	1
	<i>Total</i>	25	4	14	3	1	0	17
14	Grand	6	0	0	0	0	0	2
	Moffat	7	0	0	6	0	0	2
	Routt	16	2	1	0	0	0	0
	<i>Total</i>	29	2	1	6	0	0	4

*Single Transaction cases include the approval of personal injury settlements and personal injury settlements by insurance company cases.

**Table 24:
District Court Probate Filings by Case Type
Fiscal Year 2021**

Judicial District	Court Location	Foreign					Public			
		Protective Proceeding (FP)	Guardianship/ Adult (GA)	Guardianship/ Minor (GB or GD)	Intestate Formal (IF)	Intestate Informal (II)	Other (OT)	Administrator Statement (PX)	Registration of Foreign Order (FO)	Single* Transaction (SN)
8	Jackson	0	0	0	1	2	0	0	0	0
	Larimer	1	45	34	17	132	4	22	1	20
	Total	1	45	34	18	134	4	22	1	20
9	Garfield	0	8	8	4	23	0	0	0	2
	Pitkin	0	3	0	1	11	3	0	0	0
	Rio Blanco	0	1	0	1	1	1	0	0	0
	Total	0	12	8	6	35	4	0	0	2
10	Pueblo	0	64	49	54	221	1	0	1	20
11	Chaffee	0	2	2	4	14	0	0	1	1
	Custer	0	2	0	0	7	0	0	0	0
	Fremont	0	15	12	7	39	0	0	0	0
	Park	0	2	4	4	44	1	0	0	6
	Total	0	21	18	15	104	1	0	1	7
12	Alamosa	0	11	5	3	9	0	0	0	0
	Conejos	0	5	3	5	11	0	0	0	0
	Costilla	0	1	0	4	35	1	1	0	0
	Mineral	0	0	0	0	3	0	0	0	0
	Rio Grande	0	3	3	3	8	0	0	0	0
	Saguache	0	0	1	3	7	0	0	0	1
	Total	0	20	12	18	73	1	1	0	1
13	Kit Carson	0	1	11	0	19	0	0	0	0
	Logan	0	3	4	3	28	1	0	0	1
	Morgan	0	3	17	3	26	1	0	0	4
	Phillips	0	0	1	2	5	0	0	0	0
	Sedgwick	0	1	0	0	5	0	0	0	0
	Washington	0	1	0	2	4	0	0	0	0
	Yuma	0	1	0	5	20	0	0	0	0
	Total	0	10	33	15	107	2	0	0	5
14	Grand	0	1	0	0	12	1	0	0	0
	Moffat	0	1	0	0	15	0	0	0	0
	Routt	0	3	2	1	11	1	0	0	4
	Total	0	5	2	1	38	2	0	0	4

*Single Transaction cases include the approval of personal injury settlements and personal injury settlements by insurance company cases.

**Table 24:
District Court Probate Filings by Case Type
Fiscal Year 2021**

Judicial District	Court Location	Special					Trust Registration (TG)	Uniform Veterans Guardianship Act (UV)	Will Transfer (WT)	Total
		Special Administrator Formal (AF)	Administrator Informal (AE or AI)	Testate Formal (TF)	Testate Informal (TI)	Trust (TU)				
8	Jackson	0	0	0	6	0	0	0	0	12
	Larimer	2	0	48	443	21	37	0	1	904
	Total	2	0	48	449	21	37	0	1	916
9	Garfield	0	1	4	69	1	10	0	0	148
	Pitkin	1	0	3	23	1	10	0	0	68
	Rio Blanco	0	0	0	12	0	0	0	0	21
	Total	1	1	7	104	2	20	0	0	237
10	Pueblo	1	0	57	267	1	19	0	0	815
11	Chaffee	0	0	3	44	0	1	0	0	79
	Custer	0	0	1	8	0	0	0	0	27
	Fremont	2	0	12	88	1	4	0	2	205
	Park	0	0	7	26	0	2	0	0	108
	Total	2	0	23	166	1	7	0	2	419
12	Alamosa	0	0	2	10	0	2	0	0	50
	Conejos	0	0	2	9	0	0	0	0	42
	Costilla	0	0	10	13	0	0	0	0	114
	Mineral	0	0	1	0	0	0	0	0	7
	Rio Grande	0	0	2	16	0	3	0	0	56
	Saguache	0	0	2	13	0	0	0	0	33
	Total	0	0	19	61	0	5	0	0	302
13	Kit Carson	0	0	1	19	1	1	0	0	60
	Logan	0	0	1	42	2	6	0	0	104
	Morgan	0	0	6	51	0	2	0	0	131
	Phillips	0	0	1	11	0	0	0	0	23
	Sedgwick	0	0	1	11	0	0	0	0	19
	Washington	0	0	2	12	0	0	0	0	35
	Yuma	1	0	3	32	1	1	0	0	72
	Total	1	0	15	178	4	10	0	0	444
14	Grand	0	0	2	33	0	0	0	0	57
	Moffat	0	0	2	19	0	1	0	0	53
	Routt	0	0	4	36	1	8	0	0	90
	Total	0	0	8	88	1	9	0	0	200

*Single Transaction cases include the approval of personal injury settlements and personal injury settlements by insurance company cases.

**Table 24:
District Court Probate Filings by Case Type
Fiscal Year 2021**

Judicial District	Court Location	Ancillary Proceedings (AC)	Conservatorship/Adult (CN)	Conservator/Guardian-Adult (CG)	Conservatorship/Minor (CB or CY)	Conservatorship/Guardian-Minor (CR)	Disclaimer (DC)	Determination of Heirship (DH)
15	Baca	4	0	0	0	0	0	0
	Cheyenne	1	0	0	0	0	0	1
	Kiowa	7	0	0	0	0	0	2
	Prowers	0	2	1	0	0	0	3
	Total	12	2	1	0	0	0	6
16	Bent	2	0	0	0	0	0	2
	Crowley	0	0	0	0	0	0	0
	Otero	0	1	1	0	0	1	2
	Total	2	1	1	0	0	1	4
17	Adams	8	19	45	49	3	0	9
	Broomfield	0	3	9	2	2	0	0
	Total	8	22	54	51	5	0	9
18	Arapahoe	9	33	75	49	7	0	1
	Douglas	8	21	24	30	0	0	0
	Elbert	1	1	1	3	0	0	0
	Lincoln	1	0	1	0	0	0	1
	Total	19	55	101	82	7	0	2
19	Weld	34	13	32	12	6	0	36
20	Boulder	10	10	31	14	6	0	2
21	Mesa	6	26	26	10	1	0	6
22	Dolores	3	0	1	0	0	0	0
	Montezuma	6	0	4	2	2	0	1
	Total	9	0	5	2	2	0	1
State Total		528	267	535	400	51	1	124
Percent of State Total		3%	2%	3%	2%	0.29%	0%	1%

*Single Transaction cases include the approval of personal injury settlements and personal injury settlements by insurance company cases.

**Table 24:
District Court Probate Filings by Case Type
Fiscal Year 2021**

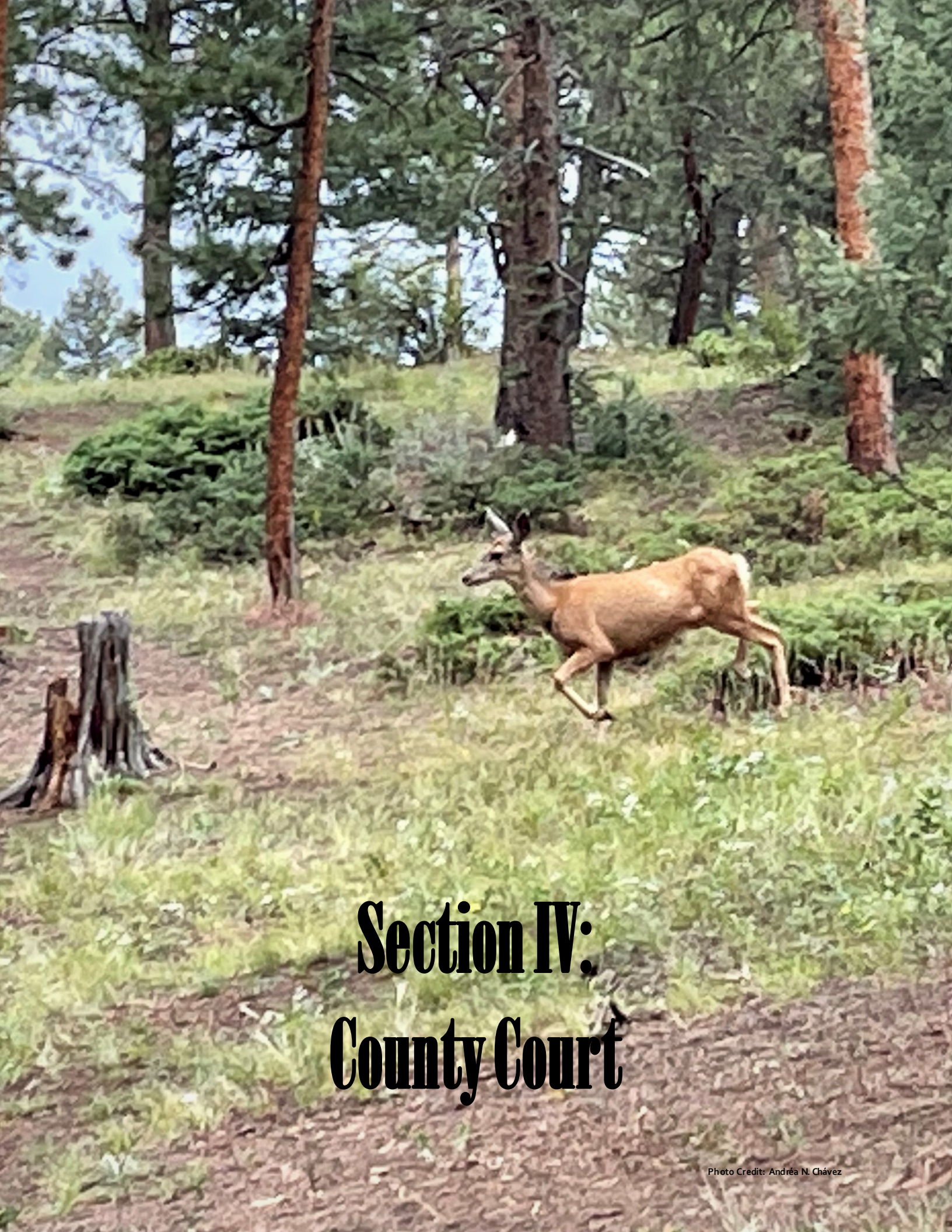
Judicial District	Court Location	Foreign	Guardianship/ Intestate				Public			Single*
		Protective Proceeding (FP)	Guardianship/ Adult (GA)	Minor (GB or GD)	Intestate Formal (IF)	Intestate Informal (II)	Other (OT)	Administrator Statement (PX)	Registration of Foreign Order (FO)	
15	Baca	0	4	11	0	13	0	0	0	0
	Cheyenne	0	0	3	0	3	0	0	0	0
	Kiowa	0	0	3	1	1	0	0	0	0
	Prowers	0	5	4	4	16	0	0	0	0
	Total	0	9	21	5	33	0	0	0	0
16	Bent	0	1	0	3	10	0	0	0	2
	Crowley	0	3	1	0	10	0	0	0	1
	Otero	0	6	1	4	30	0	0	0	1
	Total	0	10	2	7	50	0	0	0	4
17	Adams	1	81	57	62	291	0	52	1	53
	Broomfield	0	8	6	7	27	0	1	0	10
	Total	1	89	63	69	318	0	53	1	63
18	Arapahoe	1	132	103	50	367	3	8	0	99
	Douglas	1	42	22	13	114	1	2	1	45
	Elbert	0	1	3	3	24	0	0	0	3
	Lincoln	0	2	2	1	7	0	0	0	0
	Total	2	177	130	67	512	4	10	1	147
19	Weld	0	65	56	28	211	1	7	0	46
20	Boulder	2	44	16	16	164	1	0	1	26
21	Mesa	0	20	62	40	121	0	11	0	10
22	Dolores	0	1	4	0	9	0	0	0	0
	Montezuma	0	9	20	2	39	1	0	0	0
	Total	0	10	24	2	48	1	0	0	0
State Total		7	1,050	833	605	3,622	47	185	11	585
Percent of State Total		0.04%	6%	5%	3%	20%	0.26%	1%	0.06%	3%

*Single Transaction cases include the approval of personal injury settlements and personal injury settlements by insurance company cases.

**Table 24:
District Court Probate Filings by Case Type
Fiscal Year 2021**

Judicial District	Court Location	Special Administrator		Testate Formal	Testate Informal	Trust	Trust Registration	Uniform Veterans Guardianship Act	Will Transfer	Total
		Formal (AF)	Informal (AE or AI)	(TF)	(TI)	(TU)	(TG)	(UV)	(WT)	
15	Baca	0	0	0	10	0	1	0	0	43
	Cheyenne	0	0	0	5	0	0	0	0	13
	Kiowa	0	0	2	7	0	0	0	0	23
	Prowers	0	0	2	20	0	1	0	0	58
	Total	0	0	4	42	0	2	0	0	137
16	Bent	0	0	1	9	0	1	0	0	31
	Crowley	0	0	1	5	0	0	0	0	21
	Otero	0	0	2	45	0	3	0	0	97
	Total	0	0	4	59	0	4	0	0	149
17	Adams	9	0	77	368	7	17	0	1	1,210
	Broomfield	0	0	13	71	1	10	0	0	170
	Total	9	0	90	439	8	27	0	1	1,380
18	Arapahoe	4	2	123	691	35	84	0	5	1,881
	Douglas	4	1	45	281	11	56	0	2	724
	Elbert	0	0	4	24	0	3	0	0	71
	Lincoln	0	0	1	9	0	0	0	0	25
	Total	8	3	173	1,005	46	143	0	7	2,701
19	Weld	3	1	46	376	7	13	0	1	994
20	Boulder	6	1	45	424	63	37	0	2	921
21	Mesa	0	0	32	230	5	26	0	0	632
22	Dolores	0	0	2	10	0	0	0	0	30
	Montezuma	0	0	7	45	6	0	0	0	144
	Total	0	0	9	55	6	0	0	0	174
State Total		71	11	939	6,886	292	693	0	34	17,777
Percent of State Total		0.40%	0.06%	5%	39%	2%	4%	0.00%	0.19%	100%

*Single Transaction cases include the approval of personal injury settlements and personal injury settlements by insurance company cases.



Section IV: County Court

County Court Judges

*This list contains the names of Judges that served during FY2021.

First Judicial District

Gilpin: David C. Taylor
Jefferson: Bradley A. Burbach
Verna L. Carpenter
Corinne Magid
Sara Garrido
Jennifer Melton
Karolyn (KJ) Moore
Mark M. Randall
Harold Sargent
Thomas E. Vance (retired)
Kristen Wheeler

Denver County Court

Theresa Spahn, Presiding Judge
Andrea Eddy
Adam Espinoza
Beth Faragher
Olympia Fay
Renee Goble
Clarisse M. Gonzales
Gary Jackson
Kerri Lombardi
Chelsea Malone
Michelle Martinez
Isabel Pallares
Nicole Rodarte
Andre L. Rudolph
Barry Schwartz
Frances Simonet
Judith Smith
Tanja Wheeler
James Zobel

Third Judicial District

Las Animas: John Mochel
Huerfano: Dawn Mann

Fourth Judicial District

El Paso: Samorreyan Burney
Samuel Evig
Shannon Gerhart
Monica Gomez
Karla J. Hansen (retired)
Steven Katzman
Dennis McGuire
Douglas J. Miles
Meredith Patrick Cord
D. Denise Peacock
Ann M. Rotolo
Teller: Theresa Kilgore

Fifth Judicial District

Clear Creek: Cynthia Jones
Eagle: Rachel Fresquez
Lake: Johnathan Shamis
Summit: Edward J. Casias

Sixth Judicial District

Archuleta: Justin Fay
La Plata: Dondi Osborne
San Juan: Anthony D. Edwards

Seventh Judicial District

Delta: Bo Zeerip
Gunnison: Ashley M. Burgemeister
Hinsdale: James R. McDonald
Montrose: Bennett A. Morris
Montrose (Nucla): Kurt Beckenhauer
Ouray: Zachary M. Martin
San Miguel: Sean K. Murphy

Eighth Judicial District

Jackson: Chelsea Rengel
Larimer: Mary Joan Berenato
Kraig S. Ecton
Katharine Ellison
Joshua B. Lehman
Thomas L. Lynch

Ninth Judicial District

Garfield: Paul Metzger
Jonathan B. Pototsky
Pitkin: Erin Fernandez-Ely
Rio Blanco: Joe Fennessey

Tenth Judicial District

Pueblo: Steve Fieldman
Roberto Silva
David Lobato (retired)

Eleventh Judicial District

Chaffee: Diana Bull
Custer: Amanda Hunter
Fremont: Alexandra Robak
Park: Brian L. Green
Chaffee: William P. Alderton (retired)

Twelfth Judicial District

Alamosa: Daniel Walzl
Conejos: Kimberly Cortez-Rodriguez
Costilla: Kimberly L. Wood
Mineral: Ruth M. Acheson
Rio Grande: Barbara A. Zollars
Saguache: Anna N. Ulrich

Thirteenth Judicial District

Kit Carson: Michael Grinnan
Logan: Ray Ann Brammer
Morgan: Dennis Brandenburg
Phillips: Kimbra Killin
Sedgwick: James Craig Dolezal
Washington: Kelly Hansen
Yuma: Kristei Jones

Fourteenth Judicial District

Grand: Nicholas Catanzarite
Moffat: Brittany A. Schneider
Routt: James H. Garrecht
Moffat: Sandra Gardner (retired)

Fifteenth Judicial District

Baca: Debra M. Gunkel (retired)
Cheyenne: Gerald Keefe
Kiowa: Gary W. Davis
Prowers: Curtis Lane Porter

Sixteenth Judicial District

Bent: Samuel S. Vigil
Crowley: Richard Medina
Otero: Douglas R. Manley

Seventeenth Judicial District

Adams: Brian N. Bowen
Martin J. Flaum II
Cindy Hoang-Ha Thi Dang
Bryon L. Howell
Madoche Jean
Leroy D. Kirby
Sabino E. Romano
MaryAnn Vielma
Michael A. Cox (retired)
Broomfield: Amanda W. DeWick
Amy Bockman (retired)

Eighteenth Judicial District

Arapahoe: Colleen Clark
Chantel E. Contiguglia
Kelly LaFave
Melina Hernandez
Anne M. Ollada
Michael Roche
Cheryl Rowles-Stokes
Joshua Williford
Douglas: Lawrence R. Bowling
Kolony Fields
Kelly Waidler
Susanna Meissner-Cutler (retired)
Elbert: Palmer L. Boyette
Lincoln: Truston Lee Fisher

Nineteenth Judicial District

Weld: John J. Briggs
Michele L. Meyer
Dana J. Nichols
Charles S. Unfug

Twentieth Judicial District

Boulder: Elizabeth Brodsky
Zachary Malkinson
Jonathon Martin
Kristy Martinez
Longmont: David Archuleta

Twenty-First Judicial District

Mesa: Michael J. Grattan
Craig P. Henderson
Bruce R. Raam

Twenty-Second Judicial District

Dolores: Nathaniel Baca
Montezuma: JenniLynn E. Lawrence

County Court

Colorado's county courts serve the citizens of each of the state's 64 counties. Every county has a county court served by one or more judges. County judges handle cases involving serious public safety issues such as misdemeanor cases, felony advisements, setting bonds, and preliminary hearings. County judges also issue search warrants and protection orders in cases involving domestic violence, preside over traffic cases, civil actions involving no more than \$25,000 (increased from \$15,000 on January 1, 2019), and conduct jury trials. Appeals from the county court may be made to the district court.

Small claims courts are divisions of county court. Individuals can argue their own cases and have speedy decisions on civil matters involving no more than \$7,500. Court sessions are held during the day or evening to accommodate the public. There are no jury trials in small claims courts, and magistrates sometimes hear these cases rather than a judge. No plaintiff may file more than two claims per month or eighteen claims per year in small claims court.

In Fiscal Year 2021, there were 334,762 case filings at the county court level. Compared to Fiscal Year 2020, county court filings in Fiscal Year 2021 have decreased by 10.04 percent to the current level of filings. The greatest area of decrease was in Infractions filings, which decreased by 21.11 percent. Additionally, Small Claims decreased by 14.97 percent and Traffic by 10.27 percent. COVID-19 continued to have a significant impact on the trial courts. Varying levels of social, economic, and government restrictions have had direct impacts on the trial courts and how the courts conduct daily business to meet the needs of the public. Public health orders have put limitations on pursuing certain types of court proceedings.

Specific information regarding each county court is available at <http://www.courts.state.co.us/Courts/County/Choose.cfm>.

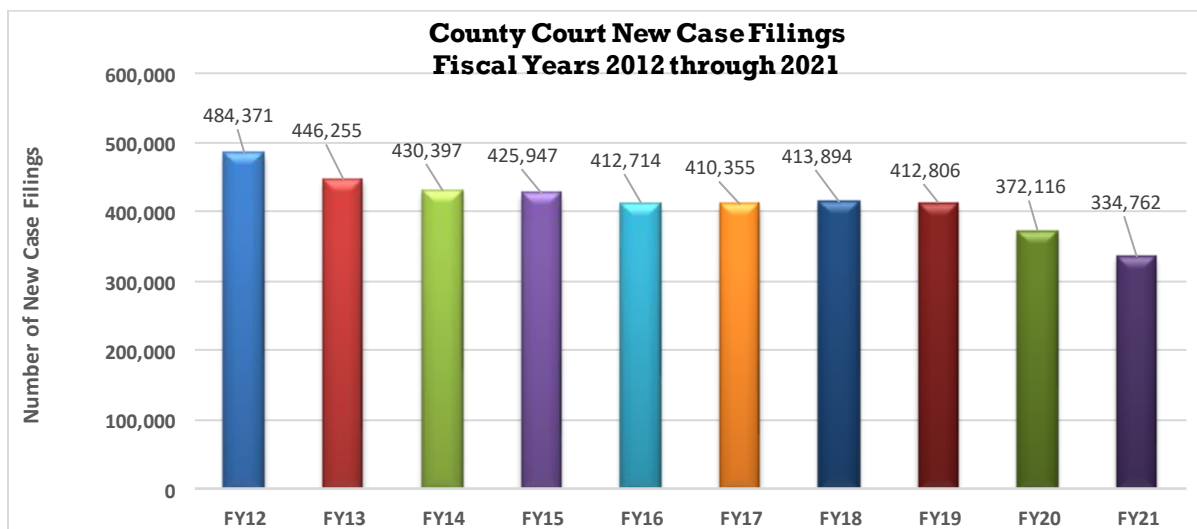
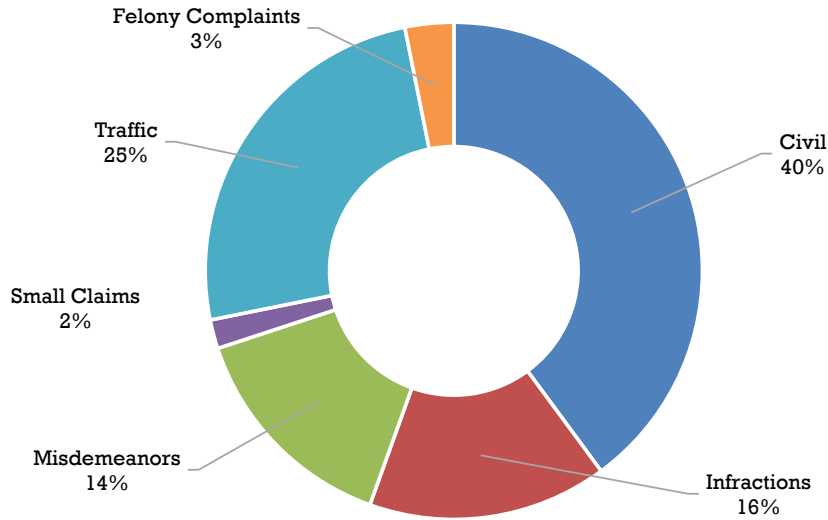
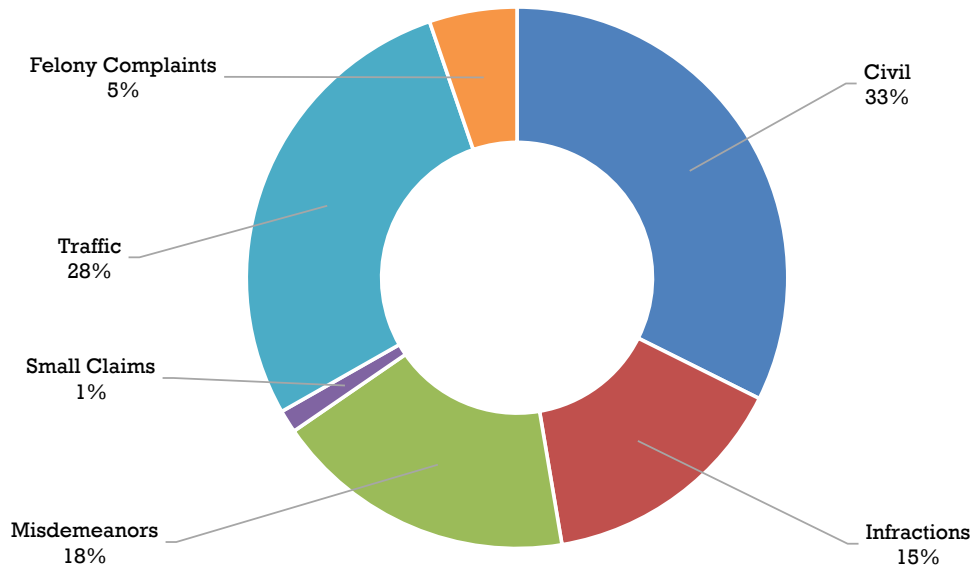


Chart 3 and Chart 4: County Court Case Filings -- Proportion of Cases by Type Ten Year Comparison

Fiscal Year 2012
Total Number of Filings: 484,371



Fiscal Year 2021
Total Number of Filings: 334,762



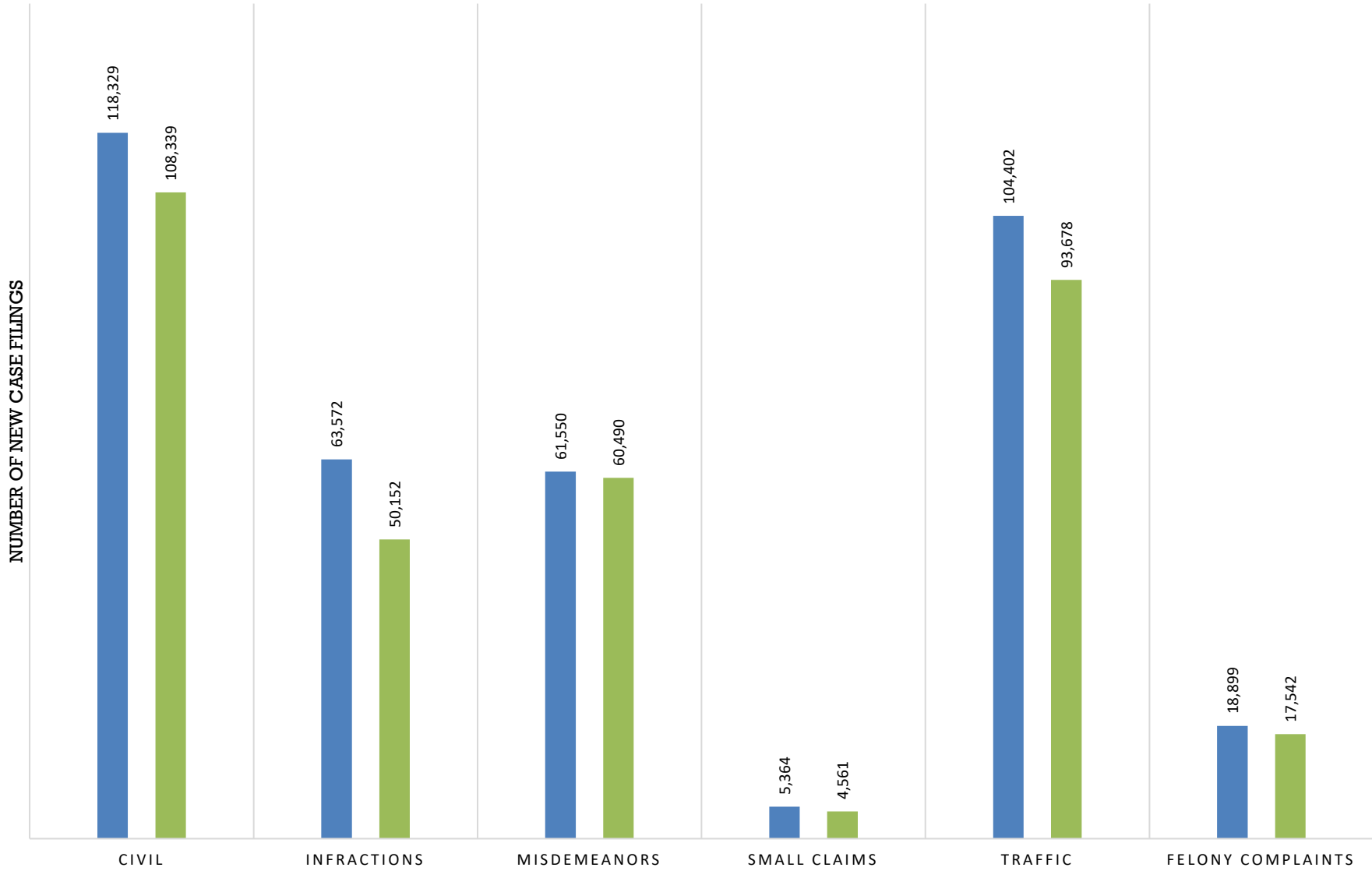
**Table 25:
County Court Filings, Terminations and Percent Change
Fiscal Years 2020 and 2021**

Filings Compared to Previous Year			
Case Class	FY20	FY21	Percent Change
Civil	118,329	108,339	-8.44%
Infractions	63,572	50,152	-21.11%
Misdemeanors	61,550	60,490	-1.72%
Small Claims	5,364	4,561	-14.97%
Traffic	104,402	93,678	-10.27%
Felony Complaints	18,899	17,542	-7.18%
Total	372,116	334,762	-10.04%

Terminations Compared to Previous Year			
Case Class	FY20	FY21	Percent Change
Civil	117,864	108,363	-8.06%
Infractions	60,317	53,259	-11.70%
Misdemeanors	50,519	52,188	3.30%
Small Claims	5,323	4,871	-8.49%
Traffic	91,288	85,597	-6.23%
Felony Complaints	18,899	17,542	-7.18%
Total with Felony Complaints	344,210	321,820	-6.50%
Total without Felony Complaints	325,311	304,278	-6.47%

**TABLE 25 CHART:
FISCAL YEAR 2020 VERSUS FISCAL YEAR 2021**

FY20 FY21



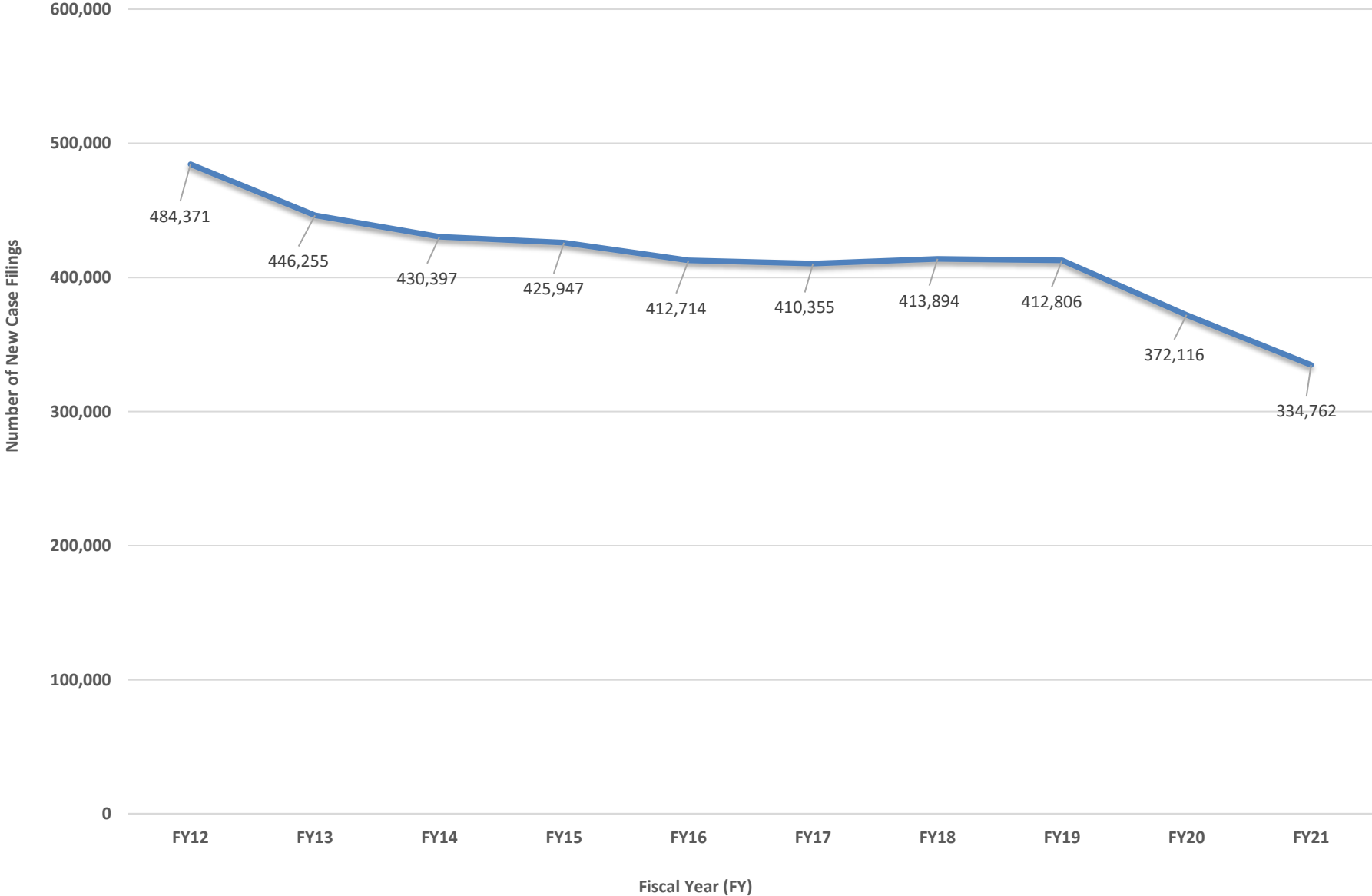
**Table 26:
County Court Caseload
Fiscal Year 2012 to Fiscal Year 2021
(Numbers do not include Denver County Court)**

Case Class	FY12	FY13	FY14	FY15	FY16	FY17	FY18	FY19	FY20	FY21
CIVIL										
New Cases Filed	193,282	174,466	158,525	144,868	138,631	140,462	143,591	142,877	118,329	108,339
Cases Terminated	192,635	174,554	132,170	144,018	137,744	138,286	142,319	142,038	117,864	108,363
INFRACTIONS										
New Cases Filed	75,464	67,581	69,515	70,375	69,782	66,561	65,344	65,572	63,572	50,152
Cases Terminated	76,228	68,033	67,854	71,664	70,107	66,823	65,996	65,343	60,317	53,259
MISDEMEANORS										
New Cases Filed	70,068	62,740	60,585	62,131	60,682	61,298	62,589	61,951	61,550	60,490
Cases Terminated	67,482	65,310	57,193	59,852	59,799	59,396	60,748	60,108	50,519	52,188
SMALL CLAIMS										
New Cases Filed	9,117	8,171	7,589	7,404	7,309	7,118	6,990	6,655	5,364	4,561
Cases Terminated	9,244	8,357	6,710	7,245	7,266	6,896	6,713	6,935	5,323	4,871
TRAFFIC										
New Cases Filed	121,112	115,465	117,389	124,922	118,215	115,370	113,865	112,733	104,402	93,678
Cases Terminated	124,842	115,706	114,112	114,989	116,252	114,885	113,648	110,139	91,288	85,597
FELONY COMPLAINTS (a)	15,328	17,832	16,794	16,247	18,095	19,546	21,515	23,018	18,899	17,542
TOTAL										
<i>New Cases Filed</i>	484,371	446,255	430,397	425,947	412,714	410,355	413,894	412,806	372,116	334,762
<i>Cases Terminated (b)</i>	470,431	431,960	378,039	397,768	391,168	386,286	389,424	384,563	325,311	304,278

(a) Felony complaints represent the number of criminal cases, docketed as CR, that began in county court. The processing of felony cases varies between court locations. The counties processing CR cases hear advisements. Some counties do preliminary hearings in county court before moving the case to district court for completion of the felony process. The case can also be reduced to a misdemeanor and remain in county court or district court.

(b) Does not include felony complaints.

**Table 26 Chart:
County Court New Case Filings
Fiscal Years 2012 through 2021**



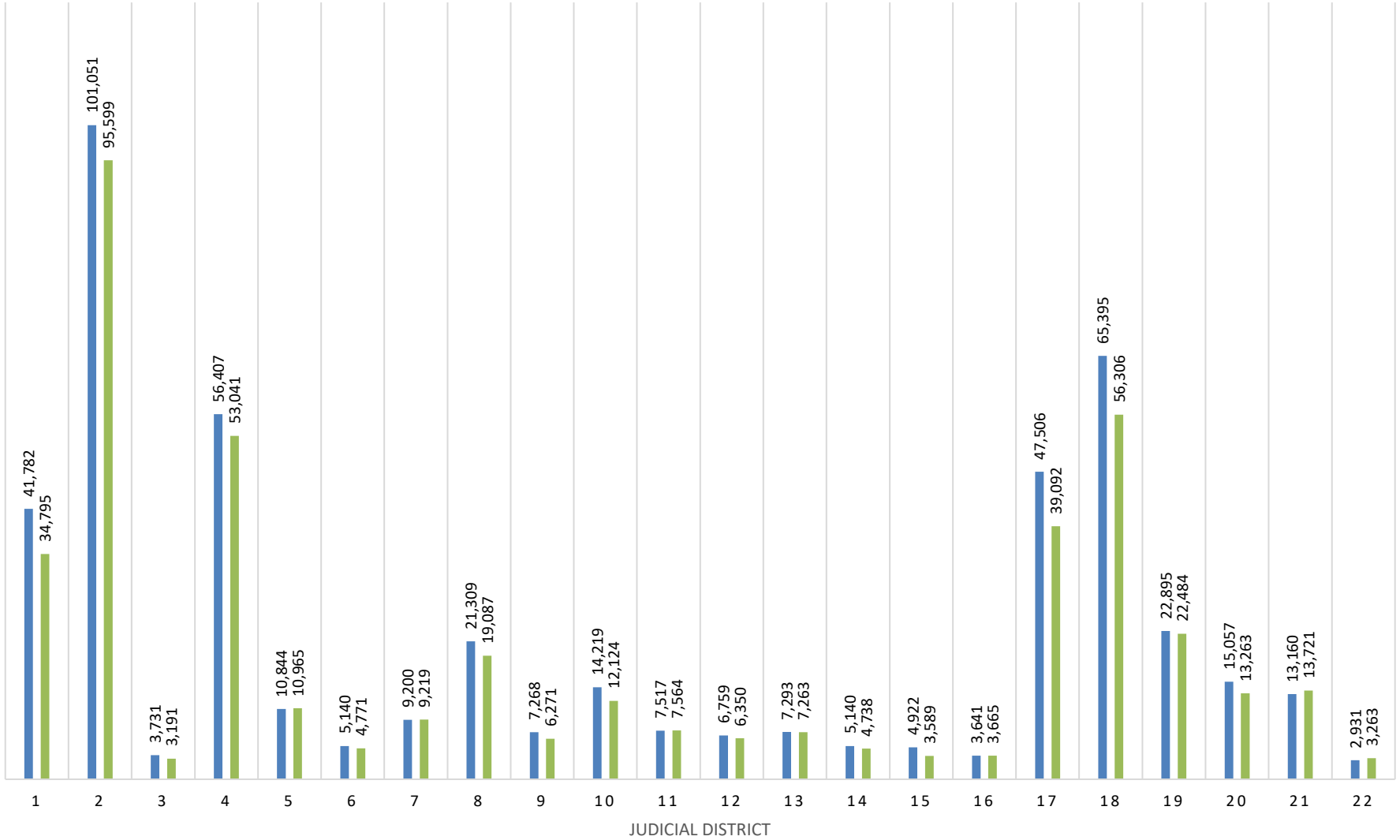
**Table 27:
County Court Filings, Terminations and Percent Change
Fiscal Year 2020 and Fiscal Year 2021**

Judicial District	Filings			Terminations ^(a)		
	FY20	FY21	Percent Change	FY20	FY21	Percent Change
1	41,782	34,795	-16.72%	36,864	28,929	-21.53%
2	101,051	95,599	-5.40%	n/a	n/a	n/a
3	3,731	3,191	-14.47%	4,629	3,889	-15.99%
4	56,407	53,041	-5.97%	48,819	49,693	1.79%
5	10,844	10,965	1.12%	9,344	9,655	3.33%
6	5,140	4,771	-7.18%	4,528	4,452	-1.68%
7	9,200	9,219	0.21%	7,687	7,955	3.49%
8	21,309	19,087	-10.43%	18,628	18,608	-0.11%
9	7,268	6,271	-13.72%	6,731	6,001	-10.85%
10	14,219	12,124	-14.73%	13,320	12,164	-8.68%
11	7,517	7,564	0.63%	6,722	6,922	2.98%
12	6,759	6,350	-6.05%	5,765	5,448	-5.50%
13	7,293	7,263	-0.41%	7,080	6,722	-5.06%
14	5,140	4,738	-7.82%	4,487	3,993	-11.01%
15	4,922	3,589	-27.08%	4,515	3,246	-28.11%
16	3,641	3,665	0.66%	3,267	3,761	15.12%
17	47,506	39,092	-17.71%	38,348	33,979	-11.39%
18	65,395	56,306	-13.90%	56,049	50,842	-9.29%
19	22,895	22,484	-1.80%	21,276	21,797	2.45%
20	15,057	13,263	-11.91%	12,214	11,635	-4.74%
21	13,160	13,721	4.26%	12,758	11,922	-6.55%
22	2,931	3,263	11.33%	2,280	2,665	16.89%
State Total Without Denver County Court^(a)	372,116	334,762	-10.04%	325,311	304,278	-6.47%
State Total	473,167	430,361	-9.05%	n/a	n/a	n/a

(a) Does not include felony complaints.

**TABLE 27 CHART:
COUNTY COURT- NEW CASE FILINGS BY JUDICIAL DISTRICT
COMPARISON FY2020 AND FY2021**

■ FY2020 ■ FY2021



**Table 28:
County Court Filings and Terminations
Fiscal Year 2021**

Judicial District	Court Location	Civil		Felony		Misdemeanor		Infractions		Small Claims		Traffic		Total	
		Filings	Term.	Filings	Term.	Filings	Term.	Filings	Term.	Filings	Term.	Filings	Term.	Filings	Term. ^(c)
1	Gilpin	82	86	90	90	494	341	184	174	7	7	426	351	1,283	959
	Jefferson	11,262	11,124	2,893	2,893	6,553	5,372	3,817	3,972	511	480	8,476	7,022	33,512	27,970
	Total	11,344	11,210	2,983	2,983	7,047	5,713	4,001	4,146	518	487	8,902	7,373	34,795	28,929
2	Denver ^(a)	17,001	n/a ^(b)	8,188	n/a ^(b)	7,165	n/a ^(b)	n/a ^(c)	n/a ^(b)	961	n/a ^(b)	62,284	n/a ^(b)	95,599	n/a ^(b)
3	Huerfano	114	112	18	18	212	224	441	474	8	9	481	746	1,274	1,565
	Las Animas	329	336	14	14	374	413	534	575	18	19	648	981	1,917	2,324
	Total	443	448	32	32	586	637	975	1,049	26	28	1,129	1,727	3,191	3,889
4	El Paso	17,313	17,953	234	234	8,445	7,100	8,380	9,191	551	680	16,169	13,028	51,092	47,952
	Teller	401	406	32	32	440	381	289	296	17	13	770	645	1,949	1,741
	Total	17,714	18,359	266	266	8,885	7,481	8,669	9,487	568	693	16,939	13,673	53,041	49,693
5	Clear Creek	140	132	134	134	281	259	586	587	15	14	695	574	1,851	1,566
	Eagle	430	393	280	280	639	627	1,523	1,483	71	92	1,795	1,532	4,738	4,127
	Eagle-Basalt	19	15	0	0	57	46	35	33	4	5	96	71	211	170
	Lake	156	153	77	77	127	128	104	113	7	6	198	215	669	615
	Summit	235	223	223	223	537	480	1,230	1,251	50	52	1,221	1,171	3,496	3,177
	Total	980	916	714	714	1,641	1,540	3,478	3,467	147	169	4,005	3,563	10,965	9,655
6	Archuleta	192	190	101	101	241	231	341	393	18	20	350	308	1,243	1,142
	La Plata	1,030	968	54	54	795	665	437	491	57	66	1,016	1,026	3,389	3,216
	San Juan	7	7	1	1	38	21	31	33	2	3	60	30	139	94
	Total	1,229	1,165	156	156	1,074	917	809	917	77	89	1,426	1,364	4,771	4,452
7	Delta	724	695	297	297	632	538	360	465	35	42	645	645	2,693	2,385
	Gunnison	141	129	79	79	224	226	257	267	25	28	353	324	1,079	974
	Hinsdale	5	4	0	0	37	32	17	18	0	0	60	59	119	113
	Montrose	893	850	430	430	951	875	725	697	41	45	1,143	1,017	4,183	3,484
	Montrose-Nucla	34	29	21	21	56	56	25	30	5	7	81	67	222	189
	Ouray	43	42	13	13	80	64	181	186	5	6	176	168	498	466
	San Miguel	62	61	42	42	112	96	72	64	7	6	130	117	425	344
	Total	1,902	1,810	882	882	2,092	1,887	1,637	1,727	118	134	2,588	2,397	9,219	7,955

(a) Termination numbers are not available.
(b) Denver County Traffic and Infractions are combined.
(c) Termination totals do not include Felony Complaints.

**Table 28:
County Court Filings and Terminations
Fiscal Year 2021**

Judicial District	Court Location	Civil		Felony		Misdemeanor		Infractions		Small Claims		Traffic		Total	
		Filings	Term.	Filings	Term.	Filings	Term.	Filings	Term.	Filings	Term.	Filings	Term.	Filings	Term. ^(c)
8	Jackson	7	9	0	0	45	51	17	18	11	11	52	55	132	144
	Larimer	4,102	4,126	104	104	3,030	2,812	2,461	2,717	323	334	3,100	2,863	13,120	12,852
	Larimer-Loveland	1,422	1,420	0	0	1,943	1,745	1	1	1	2	2,468	2,444	5,835	5,612
	Total	5,531	5,555	104	104	5,018	4,608	2,479	2,736	335	347	5,620	5,362	19,087	18,608
9	Garfield	639	586	29	29	402	340	355	337	55	52	715	764	2,195	2,079
	Garfield-Rifle	784	777	37	37	718	608	340	358	21	25	807	800	2,707	2,568
	Pitkin	155	113	19	19	155	174	158	152	35	37	296	301	818	777
	Rio Blanco-Meeker	74	78	9	9	56	50	137	125	7	6	117	165	400	424
	Rio Blanco-Rangely	30	28	0	0	53	46	17	16	6	6	45	57	151	153
Total	1,682	1,582	94	94	1,384	1,218	1,007	988	124	126	1,980	2,087	6,271	6,001	
10	Pueblo	5,042	5,011	135	135	2,533	2,493	1,285	1,558	152	164	2,977	2,938	12,124	12,164
11	Chaffee	264	252	10	10	525	511	467	433	22	25	440	303	1,728	1,524
	Custer	57	60	0	0	62	66	87	89	6	7	104	98	316	320
	Fremont	983	996	466	466	813	827	791	849	34	39	956	924	4,043	3,635
	Park	252	268	4	4	325	296	379	413	12	12	505	454	1,477	1,443
Total	1,556	1,576	480	480	1,725	1,700	1,724	1,784	74	83	2,005	1,779	7,564	6,922	
12	Alamosa	466	457	322	322	516	467	473	474	20	21	777	724	2,574	2,143
	Conejos	161	163	98	98	161	133	122	122	6	9	143	127	691	554
	Costilla	115	89	71	71	101	121	269	271	6	4	247	259	809	744
	Mineral	6	7	3	3	21	23	192	183	0	0	105	82	327	295
	Rio Grande	304	305	93	93	274	251	244	226	12	9	357	316	1,284	1,107
	Saguache	143	140	66	66	128	141	139	150	5	4	184	170	665	605
Total	1,195	1,161	653	653	1,201	1,136	1,439	1,426	49	47	1,813	1,678	6,350	5,448	
13	Kit Carson	120	106	10	10	109	64	231	218	6	6	252	179	728	573
	Logan	314	343	40	40	392	386	765	775	22	18	655	589	2,188	2,111
	Morgan	604	573	45	45	583	493	575	567	38	40	897	825	2,742	2,498
	Phillips	54	57	1	1	29	31	31	36	9	10	81	67	205	201
	Sedgwick	42	44	1	1	47	35	85	98	4	3	54	70	233	250
	Washington	64	54	1	1	59	57	233	219	6	3	227	190	590	523
	Yuma	153	147	2	2	113	120	116	115	10	9	183	175	577	566
	Total	1,351	1,324	100	100	1,332	1,186	2,036	2,028	95	89	2,349	2,095	7,263	6,722
14	Grand	98	89	125	125	368	295	362	367	22	25	583	494	1,558	1,270
	Moffat	259	238	212	212	324	280	233	231	27	30	337	292	1,392	1,071
	Routt	200	198	148	148	443	435	504	510	30	35	463	474	1,788	1,652
	Total	557	525	485	485	1,135	1,010	1,099	1,108	79	90	1,383	1,260	4,738	3,993

(a) Termination numbers are not available.
(b) Denver County Traffic and Infractions are combined.
(c) Termination totals do not include Felony Complaints.

**Table 28:
County Court Filings and Terminations
Fiscal Year 2021**

Judicial District	Court Location	Civil		Felony		Misdemeanor		Infractions		Small Claims		Traffic		Total	
		Filings	Term.	Filings	Term.	Filings	Term.	Filings	Term.	Filings	Term.	Filings	Term.	Filings	Term. ^(c)
15	Baca	67	67	0	0	57	44	81	82	1	1	104	78	310	272
	Cheyenne	36	34	0	0	23	13	483	439	5	4	146	89	693	579
	Kiowa	16	12	4	4	15	32	157	173	1	1	103	120	296	338
	Prowers	308	307	14	14	436	419	675	633	25	27	832	671	2,290	2,057
	Total	427	420	18	18	531	508	1,396	1,327	32	33	1,185	958	3,589	3,246
16	Bent	119	109	12	12	147	214	273	239	9	8	167	257	727	827
	Crowley	88	81	23	23	93	109	257	251	9	11	248	252	718	704
	Otero	601	592	24	24	447	494	456	442	20	22	672	680	2,220	2,230
	Total	808	782	59	59	687	817	986	932	38	41	1,087	1,189	3,665	3,761
17	Adams	14,038	14,882	3,824	3,824	5,401	3,947	2,768	3,559	443	534	9,635	8,482	36,109	31,404
	Broomfield	1,218	1,189	288	288	483	434	115	185	46	49	833	718	2,983	2,575
	Total	15,256	16,071	4,112	4,112	5,884	4,381	2,883	3,744	489	583	10,468	9,200	39,092	33,979
18	Arapahoe-Centennial	1,077	1,050	2,459	2,459	3,949	3,403	2,931	2,935	2	1	7,470	7,697	17,888	15,086
	Arapahoe-Littleton	16,759	16,339	0	0	0	6	0	0	657	642	0	17	17,416	17,004
	Douglas	5,072	4,909	1,121	1,121	2,761	2,357	3,101	3,229	209	218	5,255	4,894	17,519	15,607
	Elbert	285	292	80	80	164	125	1,083	1,151	25	25	476	430	2,113	2,023
	Lincoln	87	86	136	136	124	107	396	428	7	7	620	494	1,370	1,122
Total	23,280	22,676	3,796	3,796	6,998	5,998	7,511	7,743	900	893	13,821	13,532	56,306	50,842	
19	Weld	7,320	7,345	72	72	3,740	3,143	3,705	3,879	276	312	7,371	7,118	22,484	21,797
20	Boulder	3,249	3,281	1,935	1,935	1,806	1,694	523	640	291	273	1,763	1,943	9,567	7,831
	Boulder-Longmont	1,300	1,295	0	0	992	899	360	433	0	0	1,044	1,177	3,696	3,804
	Total	4,549	4,576	1,935	1,935	2,798	2,593	883	1,073	291	273	2,807	3,120	13,263	11,635
21	Mesa	5,529	5,249	80	80	3,480	2,638	1,468	1,435	137	152	3,027	2,448	13,721	11,922
22	Dolores	27	23	14	14	23	29	121	124	7	6	46	54	238	236
	Montezuma	617	579	372	372	696	555	561	581	29	32	750	682	3,025	2,429
	Total	644	602	386	386	719	584	682	705	36	38	796	736	3,263	2,665
State Total Without Denver County Court		108,339	108,363	17,542	17,542	60,490	52,188	50,152	53,259	4,561	4,871	93,678	85,597	334,762	304,278
State Total With Denver County Court		125,340	<i>n/a</i> ^(a)	25,730	<i>n/a</i> ^(a)	67,655	<i>n/a</i> ^(a)	<i>n/a</i> ^(a)	<i>n/a</i> ^(b)	5,522	<i>n/a</i> ^(a)	155,962	<i>n/a</i> ^(b)	430,361	<i>n/a</i> ^(a)

(a) Termination numbers are not available.
(b) Denver County Traffic and Infractions are combined.
(c) Termination totals do not include Felony Complaints.

**Table 29:
Court and Jury Trials for County Court
Fiscal Year 2021**

Judicial District	Court Location	Civil		Misdemeanor		Small Claims	Traffic		Infractions	Total*	
		Court Trials	Jury Trials	Court Trials	Jury Trials	Court Trials	Court Trials	Jury Trials	Final Hearings	Court Trials	Jury Trials
1	Gilpin	2	0	0	2	3	0	1	18	5	3
	Jefferson	54	1	17	85	163	11	61	27	245	147
	Total	56	1	17	87	166	11	62	45	250	150
3	Huerfano	0	0	0	0	3	0	0	16	3	0
	Las Animas	1	0	2	1	7	0	0	4	10	1
	Total	1	0	2	1	10	0	0	20	13	1
4	El Paso	24	0	4	58	172	4	31	120	204	89
	Teller	10	0	2	6	7	1	2	11	20	8
	Total	34	0	6	64	179	5	33	131	224	97
5	Clear Creek	2	0	1	2	1	0	0	11	4	2
	Eagle	17	0	1	2	33	7	0	19	58	2
	Eagle--Basalt	2	0	1	2	2	0	0	1	5	2
	Lake	2	0	2	3	3	0	0	0	7	3
	Summit	6	0	2	3	31	3	1	22	42	4
Total	29	0	7	12	70	10	1	53	116	13	
6	Archuleta	0	0	0	0	7	0	0	30	7	0
	La Plata	5	0	0	2	22	0	2	21	27	4
	San Juan	0	0	0	0	1	0	0	5	1	0
	Total	5	0	0	2	30	0	2	56	35	4
7	Delta	4	0	0	5	12	0	0	3	16	5
	Gunnison	1	0	1	1	20	2	1	31	24	2
	Hinsdale	0	0	0	0	0	0	0	3	0	0
	Montrose	2	0	2	2	30	2	1	42	36	3
	Montrose-Nucla	0	0	0	0	4	0	0	1	4	0
	Ouray	0	0	1	2	1	1	0	4	3	2
	San Miguel	0	0	2	1	3	0	0	1	5	1
	Total	7	0	6	11	70	5	2	85	88	13
8	Jackson	0	0	0	1	7	0	1	1	7	2
	Larimer	14	0	1	11	133	0	12	18	148	23
	Larimer-Loveland	4	0	0	5	1	1	7	0	6	12
	Total	18	0	1	17	141	1	20	19	161	37

*Does not include Infractions Final Hearings.

**Table 29:
Court and Jury Trials for County Court
Fiscal Year 2021**

Judicial District	Court Location	Civil		Misdemeanor		Small Claims	Traffic		Infractions	Total*	
		Court Trials	Jury Trials	Court Trials	Jury Trials	Court Trials	Court Trials	Jury Trials	Final Hearings	Court Trials	Jury Trials
9	Garfield	16	0	0	1	15	0	2	14	31	3
	Garfield-Rifle	6	0	4	3	13	1	0	0	24	3
	Pitkin	0	0	0	1	13	0	2	2	13	3
	Rio Blanco-Meeker	0	0	1	0	3	0	0	1	4	0
	Rio Blanco-Rangely	0	0	0	0	0	0	0	2	0	0
	Total	22	0	5	5	44	1	4	19	72	9
10	Pueblo	65	0	2	31	47	1	16	6	115	47
11	Chaffee	2	0	0	2	8	1	1	10	11	3
	Custer	1	0	0	2	4	0	0	2	5	2
	Fremont	8	0	3	10	7	1	2	14	19	12
	Park	8	0	5	1	4	0	1	6	17	2
	Total	19	0	8	15	23	2	4	32	52	19
12	Alamosa	1	0	0	0	5	0	0	1	6	0
	Conejos	1	0	0	1	2	0	0	3	3	1
	Costilla	0	0	0	0	0	0	0	0	0	0
	Mineral	0	0	0	0	0	0	0	2	0	0
	Rio Grande	1	0	0	0	8	1	0	2	10	0
	Saguache	1	0	0	0	1	1	0	3	3	0
Total	4	0	0	1	16	2	0	11	22	1	
13	Kit Carson	1	0	0	1	3	0	0	0	4	1
	Logan	5	0	0	0	7	0	0	3	12	0
	Morgan	22	0	0	4	32	1	6	9	55	10
	Phillips	0	0	0	1	5	0	0	0	5	1
	Sedgwick	0	0	0	0	2	0	0	0	2	0
	Washington	0	0	0	0	2	0	0	3	2	0
	Yuma	3	0	0	0	4	1	0	1	8	0
	Total	31	0	0	6	55	2	6	16	88	12
14	Grand	1	0	1	0	9	2	0	5	13	0
	Moffat	3	0	1	5	25	0	0	1	29	5
	Routt	2	1	2	1	17	0	0	8	21	2
	Total	6	1	4	6	51	2	0	14	63	7

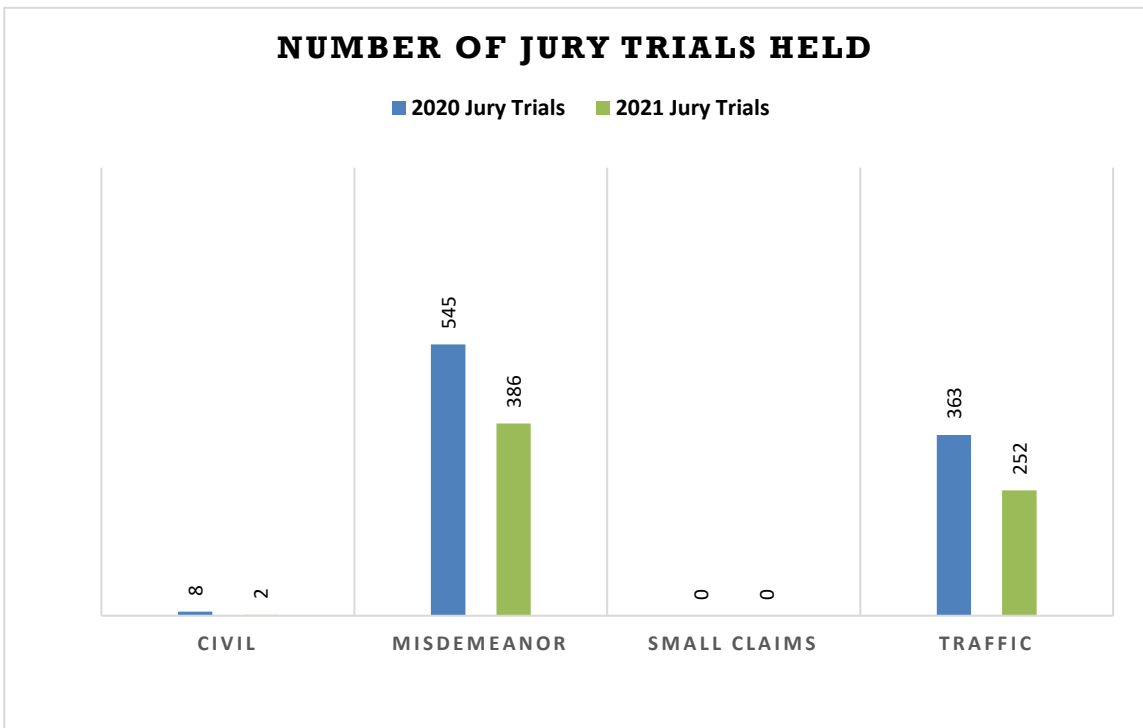
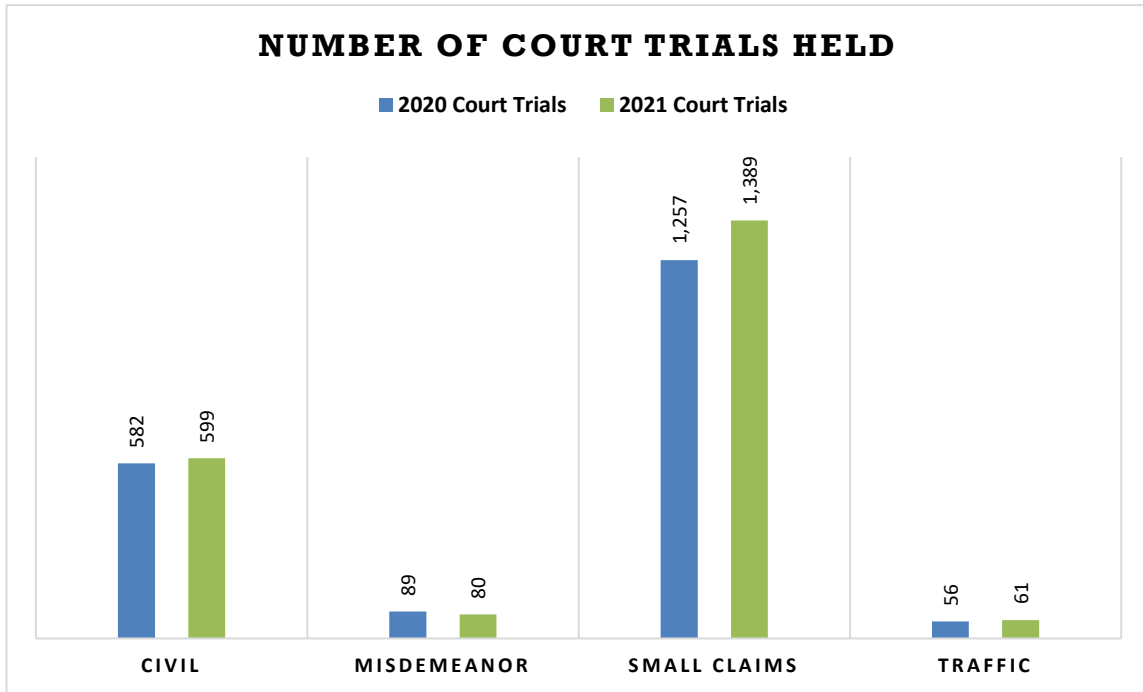
*Does not include Infractions Final Hearings.

**Table 29:
Court and Jury Trials for County Court
Fiscal Year 2021**

Judicial District	Court Location	Civil		Misdemeanor		Small Claims	Traffic		Infractions	Total*	
		Court Trials	Jury Trials	Court Trials	Jury Trials	Court Trials	Court Trials	Jury Trials	Final Hearings	Court Trials	Jury Trials
15	Baca	0	0	0	0	1	0	0	1	1	0
	Cheyenne	0	0	0	0	0	0	0	2	0	0
	Kiowa	0	0	0	1	1	0	0	9	1	1
	Prowers	0	0	0	0	11	1	0	2	12	0
	Total	0	0	0	1	13	1	0	14	14	1
16	Bent	1	0	0	0	4	0	0	2	5	0
	Crowley	1	0	0	0	2	0	0	2	3	0
	Otero	3	0	0	1	14	0	0	4	17	1
	Total	5	0	0	1	20	0	0	8	25	1
17	Adams	120	0	2	21	108	1	23	16	231	44
	Broomfield	6	0	0	3	12	0	4	0	18	7
	Total	126	0	2	24	120	1	27	16	249	51
18	Arapahoe	0	0	4	36	0	6	32	1	10	68
	Arapahoe-Littleton	39	0	0	0	66	0	0	0	105	0
	Douglas	29	0	5	14	39	7	12	107	80	26
	Elbert	4	0	0	1	4	0	1	20	8	2
	Lincoln	1	0	1	1	2	0	0	12	4	1
Total	73	0	10	52	111	13	45	140	207	97	
19	Weld	44	0	0	14	150	1	12	51	195	26
20	Boulder	20	0	4	17	38	0	9	16	62	26
	Boulder-Longmont	3	0	1	7	0	0	0	2	4	7
	Total	23	0	5	24	38	0	9	18	66	33
21	Mesa	29	0	5	11	29	3	8	74	66	19
22	Dolores	0	0	0	0	1	0	0	0	1	0
	Montezuma	2	0	0	1	5	0	1	4	7	2
	Total	2	0	0	1	6	0	1	4	8	2
State Total		599	2	80	386	1,389	61	252	832	2,129	640

*Does not include Infractions Final Hearings.

Table 29 Charts:
Number of Court and Jury Trials Held in County Court
Comparison Fiscal Year 2020 and Fiscal Year 2021

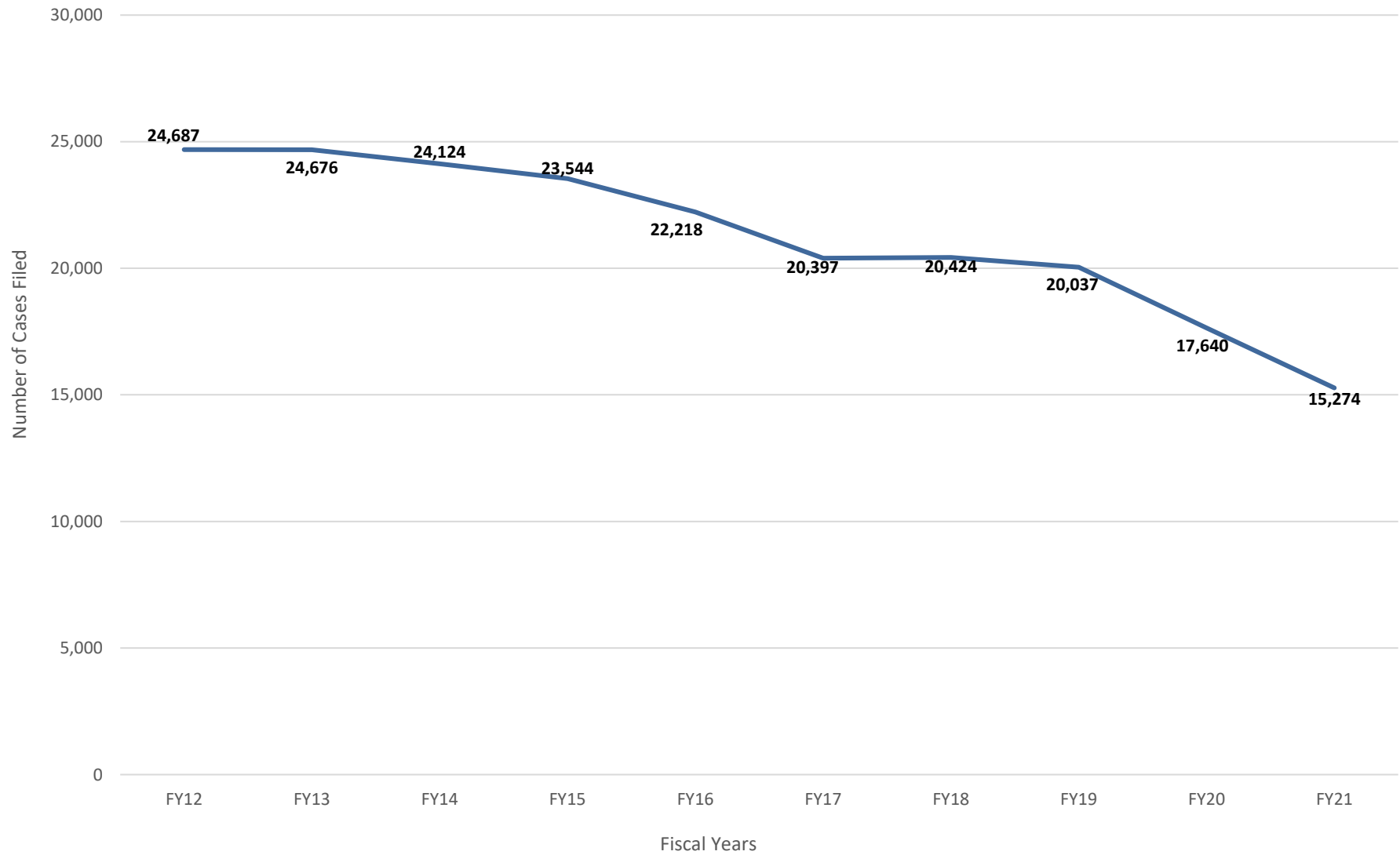


**Table 30:
DUI/DWAI Filings by District
Fiscal Year 2012 to Fiscal Year 2021**

Judicial District	FY12	FY13	FY14	FY15	FY16	FY17	FY18	FY19	FY20	FY21	Totals
1	1,902	1,982	2,054	2,068	1,997	1,987	2,110	1,941	1,626	1,405	19,072
Denver County^(a)	2,932	2,692	2,371	2,597	2,612	1,940	1,940	1,828	1,288	1,033	21,233
3	147	164	155	137	137	127	116	152	166	107	1,408
4	2,871	2,757	2,572	2,768	2,390	2,381	2,597	2,847	2,780	2,731	26,694
5	927	869	874	889	963	884	888	907	763	621	8,585
6	477	473	458	472	585	547	454	450	411	361	4,688
7	532	522	504	509	557	562	502	503	410	370	4,971
8	1,623	1,811	1,778	1,539	1,464	1,419	1,502	1,753	1,615	1,273	15,777
9	687	584	604	494	653	647	672	641	537	397	5,916
10	671	629	634	542	559	432	483	464	466	412	5,292
11	319	344	340	357	344	350	396	427	315	363	3,555
12	420	336	320	300	269	203	239	237	153	214	2,691
13	376	388	378	361	298	269	266	273	285	249	3,143
14	403	360	399	372	405	392	496	387	305	302	3,821
15	151	128	101	107	146	79	80	93	144	100	1,129
16	137	128	168	177	89	114	141	127	120	121	1,322
17	3,164	3,021	3,029	2,718	2,487	2,267	2,264	2,241	1,903	1,568	24,662
18	3,605	4,053	4,016	3,866	3,298	3,023	2,428	2,130	2,066	1,683	30,168
19	1,139	1,118	1,205	1,178	1,067	1,077	1,252	1,122	1,032	944	11,134
20	1,341	1,518	1,250	1,204	1,117	951	909	883	618	464	10,255
21	651	587	775	751	638	550	520	484	490	423	5,869
22	212	212	139	138	143	196	169	147	147	133	1,636
State Totals Without Denver County Court	21,755	21,984	21,753	20,947	19,606	18,457	18,484	18,209	16,352	14,241	191,788
State Totals	24,687	24,676	24,124	23,544	22,218	20,397	20,424	20,037	17,640	15,274	213,021

(a) Filings do not include DUI charges filed with Misdemeanor or Criminal Case classes

**Table 30 Chart:
DUI/DWAI New Traffic Case Filings
Fiscal Year 2012 through Fiscal Year 2021
(state total includes Denver County Court)**



**Table 31:
County Court Civil Filings by Case Type
Fiscal Year 2021**

Judicial District	Court Location	Case Type										Total
		Extreme Risk (ER)	Forcible Entry and Detainer (FE)	Foreign Judgment (FJ)	Lien (LN)	Money (MY)	Name Change (NC)	Other (OT)	Protection Order (RS)	Protection Order Domestic Abuse (DA)	Replevin (RP)	
1	Gilpin	0	6	0	0	54	4	1	12	5	0	82
	Jefferson	0	1,661	12	0	8,190	333	99	693	236	38	11,262
	Total	0	1,667	12	0	8,244	337	100	705	241	38	11,344
3	Huerfano	0	14	0	0	54	3	2	32	9	0	114
	Las Animas	0	28	1	0	184	3	0	79	33	1	329
	Total	0	42	1	0	238	6	2	111	42	1	443
4	El Paso	0	2,498	22	0	11,606	425	24	327	2,378	33	17,313
	Teller	0	22	0	0	299	12	2	41	24	1	401
	Total	0	2,520	22	0	11,905	437	26	368	2,402	34	17,714
5	Clear Creek	0	30	0	0	74	7	3	24	0	2	140
	Eagle	0	38	1	0	258	15	1	89	26	2	430
	Eagle-Basalt	0	1	0	0	7	3	0	4	4	0	19
	Lake	0	17	1	0	112	5	1	15	4	1	156
	Summit	0	35	1	0	133	6	0	43	17	0	235
	Total	0	121	3	0	584	36	5	175	51	5	980
6	Archuleta	0	18	0	0	85	6	16	34	33	0	192
	La Plata	0	134	5	0	598	42	1	181	66	3	1,030
	San Juan	0	1	0	0	3	1	0	2	0	0	7
	Total	0	153	5	0	686	49	17	217	99	3	1,229
7	Delta	0	65	3	0	538	7	2	58	45	6	724
	Gunnison	0	16	0	0	85	3	0	21	13	3	141
	Hinsdale	0	0	0	0	4	1	0	0	0	0	5
	Montrose	2	127	0	0	608	20	4	53	75	4	893
	Montrose-Nucla	0	7	0	0	11	2	1	5	8	0	34
	Ouray	0	3	0	0	24	1	3	10	2	0	43
	San Miguel	0	6	0	0	35	6	0	9	6	0	62
Total	2	224	3	0	1,305	40	10	156	149	13	1,902	
8	Jackson	0	0	0	0	5	0	0	2	0	0	7
	Larimer	0	493	9	0	2,996	211	12	241	132	8	4,102
	Larimer-Loveland	0	172	0	0	1,103	32	3	43	67	2	1,422
	Total	0	665	9	0	4,104	243	15	286	199	10	5,531

**Table 31:
County Court Civil Filings by Case Type
Fiscal Year 2021**

Judicial District	Court Location	Case Type										Total
		Extreme Risk (ER)	Forcible Entry and Detainer (FE)	Foreign Judgment (FJ)	Lien (LN)	Money (MY)	Name Change (NC)	Other (OT)	Protection Order (RS)	Protection Order Domestic Abuse (DA)	Replevin (RP)	
9	Garfield	0	49	2	0	481	8	2	60	35	2	639
	Garfield-Rifle	0	68	0	0	637	6	3	35	35	0	784
	Pitkin	0	15	1	0	85	15	1	27	11	0	155
	Rio Blanco-Meeker	0	6	0	0	62	2	1	1	2	0	74
	Rio Blanco-Rangely	0	2	0	0	22	1	2	2	1	0	30
	Total	0	140	3	0	1,287	32	9	125	84	2	1,682
10	Pueblo	2	727	2	0	3,457	65	20	637	103	29	5,042
11	Chaffee	0	33	0	1	178	12	0	28	7	5	264
	Custer	0	5	0	0	28	4	3	16	1	0	57
	Fremont	0	114	0	0	662	24	3	99	76	5	983
	Park	0	18	1	0	168	5	11	40	6	3	252
		Total	0	170	1	1	1,036	45	17	183	90	13
12	Alamosa	0	68	1	0	259	8	1	88	41	0	466
	Conejos	0	6	0	0	110	5	0	27	10	3	161
	Costilla	0	5	0	0	49	3	0	50	7	1	115
	Mineral	0	1	0	0	3	1	0	1	0	0	6
	Rio Grande	0	28	0	0	211	2	3	46	14	0	304
	Saguache	0	15	0	1	77	1	8	27	12	2	143
	Total	0	123	1	1	709	20	12	239	84	6	1,195
13	Kit Carson	0	6	0	0	100	3	0	8	2	1	120
	Logan	0	38	0	0	209	11	0	44	10	2	314
	Morgan	0	83	2	0	441	18	2	49	7	2	604
	Phillips	0	3	1	0	38	4	0	8	0	0	54
	Sedgwick	0	6	1	0	25	0	1	5	4	0	42
	Washington	0	7	0	0	48	0	0	5	4	0	64
	Yuma	0	6	0	0	132	2	0	9	4	0	153
		Total	0	149	4	0	993	38	3	128	31	5
14	Grand	0	17	1	0	52	5	3	14	4	2	98
	Moffat	0	27	1	0	201	1	3	16	10	0	259
	Routt	0	16	0	0	126	11	0	33	10	4	200
		Total	0	60	2	0	379	17	6	63	24	6

**Table 31:
County Court Civil Filings by Case Type
Fiscal Year 2021**

Judicial District	Court Location	Case Type										Total
		Extreme Risk (ER)	Forcible Entry and Detainer (FE)	Foreign Judgment (FJ)	Lien (LN)	Money (MY)	Name Change (NC)	Other (OT)	Protection Order (RS)	Protection Order Domestic Abuse (DA)	Replevin (RP)	
15	Baca	0	7	0	0	36	0	0	14	8	2	67
	Cheyenne	0	2	0	0	23	0	0	5	6	0	36
	Kiowa	0	0	0	0	12	0	0	4	0	0	16
	Prowers	0	29	0	0	183	3	4	50	38	1	308
	Total	0	38	0	0	254	3	4	73	52	3	427
16	Bent	0	11	0	0	76	2	1	21	7	1	119
	Crowley	0	4	0	0	61	3	0	13	6	1	88
	Otero	0	60	0	0	400	10	3	70	52	6	601
	Total	0	75	0	0	537	15	4	104	65	8	808
17	Adams	0	2,301	9	0	10,015	276	216	403	766	52	14,038
	Broomfield	0	163	5	0	918	49	3	51	26	3	1,218
	Total	0	2,464	14	0	10,933	325	219	454	792	55	15,256
18	Arapahoe-Centennial	0	4	0	0	1	1	14	854	203	0	1,077
	Arapahoe-Littleton	0	4,021	20	3	11,951	402	53	218	57	34	16,759
	Douglas	0	517	8	0	3,989	184	52	207	96	19	5,072
	Elbert	0	7	0	0	231	9	2	25	9	2	285
	Lincoln	0	5	0	0	49	1	0	20	12	0	87
Total	0	4,554	28	3	16,221	597	121	1,324	377	55	23,280	
19	Weld	0	983	5	1	5,195	194	117	279	524	22	7,320
20	Boulder	3	439	5	0	2,145	181	25	329	114	8	3,249
	Boulder-Longmont	2	78	0	0	885	82	12	153	77	11	1,300
	Total	5	517	5	0	3,030	263	37	482	191	19	4,549
21	Mesa	1	509	16	0	4,113	81	5	396	389	19	5,529
22	Dolores	0	3	0	0	9	1	0	14	0	0	27
	Montezuma	0	55	0	0	344	10	0	154	47	7	617
	Total	0	58	0	0	353	11	0	168	47	7	644
State Total		10	15,959	136	6	75,563	2,854	749	6,673	6,036	353	108,339
Percent of State Total		0%	15%	0.13%	0%	70%	3%	0.69%	6%	6%	0.33%	100%

**Table 32:
County Court Misdemeanor Filings by Case Type
Fiscal Year 2021**

Judicial District	Court Location	Alcohol (AL)	Animal Violation		Assault (AS)	Bail Violation (BV)	Child Abuse (CA)	Criminal Mischief (CM)	Cruelty to Animals (AM)	Curfew Violation (CF)
			(AN)	Arson (AR)						
1	Gilpin	9	4	1	10	0	3	5	1	0
	Jefferson	81	184	14	262	1	173	160	12	13
	<i>Total</i>	90	188	15	272	1	176	165	13	13
3	Huerfano	3	3	0	13	3	6	10	0	0
	Las Animas	3	6	0	17	0	5	16	1	0
	<i>Total</i>	6	9	0	30	3	11	26	1	0
4	El Paso	298	86	20	429	1	181	286	214	0
	Teller	10	19	0	12	0	18	6	0	0
	<i>Total</i>	308	105	20	441	1	199	292	214	0
5	Clear Creek	10	17	0	16	0	6	2	8	0
	Eagle	49	17	0	37	0	7	19	0	0
	Eagle-Basalt	2	0	0	1	0	1	4	0	0
	Lake	4	3	0	10	2	2	5	0	0
	Summit	36	15	0	43	2	9	12	0	0
	<i>Total</i>	101	52	0	107	4	25	42	8	0
6	Archuleta	8	20	2	13	3	2	4	1	0
	La Plata	11	78	0	50	3	17	24	0	0
	San Juan	1	2	0	1	0	0	0	1	0
	<i>Total</i>	20	100	2	64	6	19	28	2	0
7	Delta	15	26	6	34	2	14	15	0	0
	Gunnison	2	5	0	13	15	2	8	0	0
	Hinsdale	0	3	0	0	0	0	0	0	0
	Montrose	16	18	1	34	5	24	20	2	0
	Montrose-Nucla	0	0	0	3	0	4	0	0	0
	Ouray	0	2	0	2	0	2	1	0	0
	San Miguel	3	4	0	6	4	2	3	0	0
	<i>Total</i>	36	58	7	92	26	48	47	2	0

**Table 32:
County Court Misdemeanor Filings by Case Type
Fiscal Year 2021**

Judicial District	Court Location	Domestic Violence (DV)	Drugs (DG)	Escape (EC)	Fare Evasion (FV)	Forgery (FG)	Fraud (FD)	Gambling (GM)	Habitual Traffic (HT)	Harassment (HR)
1	Gilpin	82	34	0	0	5	97	39	44	12
	Jefferson	1,725	868	45	0	4	18	0	398	142
	Total	1,807	902	45	0	9	115	39	442	154
3	Huerfano	35	24	0	0	0	0	0	4	8
	Las Animas	70	52	2	0	0	0	0	7	15
	Total	105	76	2	0	0	0	0	11	23
4	El Paso	2,891	1,128	70	0	4	23	2	249	201
	Teller	93	63	0	0	0	2	20	18	19
	Total	2,984	1,191	70	0	4	25	22	267	220
5	Clear Creek	42	16	0	0	0	2	0	10	9
	Eagle	122	59	0	0	3	5	0	19	30
	Eagle-Basalt	21	0	0	0	0	1	0	1	11
	Lake	35	7	0	0	0	0	0	0	6
	Summit	124	19	0	0	0	2	0	20	18
	Total	344	101	0	0	3	10	0	50	74
6	Archuleta	59	7	0	0	0	0	0	2	12
	La Plata	151	105	0	0	0	1	0	1	31
	San Juan	3	1	0	0	0	0	0	0	1
	Total	213	113	0	0	0	1	0	3	44
7	Delta	83	98	0	0	1	1	0	28	26
	Gunnison	38	15	0	0	0	1	0	5	5
	Hinsdale	0	0	0	0	0	0	0	0	0
	Montrose	199	145	3	0	0	2	0	82	18
	Montrose-Nucla	11	7	0	0	0	0	0	4	4
	Ouray	17	5	0	0	0	0	0	7	4
	San Miguel	22	8	0	0	0	0	0	2	6
	Total	370	278	3	0	1	4	0	128	63

**Table 32:
County Court Misdemeanor Filings by Case Type
Fiscal Year 2021**

Judicial District	Court Location	Municipal Appeal (Court Not of Record)		Other (OT)	Perjury (PJ)	Prostitution (PS)	Protection Order Violation (PV)	Public Indecency (PI)	Public Peace and Order (PP)
		Menacing (MN)	(MA)						
1	Gilpin	3	0	46	0	0	37	0	0
	Jefferson	18	0	435	1	1	594	7	98
	<i>Total</i>	21	0	481	1	1	631	7	98
3	Huerfano	2	0	15	0	0	27	0	2
	Las Animas	5	0	21	0	0	35	0	25
	<i>Total</i>	7	0	36	0	0	62	0	27
4	El Paso	45	0	501	0	20	325	13	149
	Teller	2	0	62	0	0	41	0	0
	<i>Total</i>	47	0	563	0	20	366	13	149
5	Clear Creek	0	0	7	0	0	45	0	36
	Eagle	5	0	50	0	2	82	0	16
	Eagle-Basalt	0	0	1	0	0	7	0	1
	Lake	0	0	8	0	0	14	2	5
	Summit	4	0	97	0	0	26	6	36
	<i>Total</i>	9	0	163	0	2	174	8	94
6	Archuleta	1	0	15	0	0	55	0	9
	La Plata	4	0	43	0	0	128	2	4
	San Juan	0	0	5	0	0	0	0	0
	<i>Total</i>	5	0	63	0	0	183	2	13
7	Delta	0	0	36	0	0	94	0	18
	Gunnison	1	0	14	0	0	41	0	5
	Hinsdale	0	0	15	0	0	1	0	0
	Montrose	8	0	27	0	0	174	6	25
	Montrose-Nucla	1	0	1	0	0	6	0	2
	Ouray	0	0	7	0	0	7	0	0
	San Miguel	1	0	19	0	0	12	0	2
	<i>Total</i>	11	0	119	0	0	335	6	52

**Table 32:
County Court Misdemeanor Filings by Case Type
Fiscal Year 2021**

Judicial District	Court Location	Sex Offenses (SX)	Theft (TH)	Trespass (TP)	Under Age Alcohol Offense (UA)	Weapon (WP)	Wildlife (WD or WL)	Total
1	Gilpin	3	22	9	0	4	24	494
	Jefferson	64	584	260	97	92	202	6,553
	Total	67	606	269	97	96	226	7,047
3	Huerfano	0	4	8	0	4	41	212
	Las Animas	1	37	14	4	11	27	374
	Total	1	41	22	4	15	68	586
4	El Paso	138	641	366	76	68	20	8,445
	Teller	0	13	13	1	15	13	440
	Total	138	654	379	77	83	33	8,885
5	Clear Creek	2	5	6	9	7	26	281
	Eagle	9	26	10	52	14	6	639
	Eagle-Basalt	1	0	5	0	0	0	57
	Lake	1	3	4	1	3	12	127
	Summit	1	13	10	26	2	16	537
Total	14	47	35	88	26	60	1,641	
6	Archuleta	1	4	7	7	3	6	241
	La Plata	9	42	40	10	13	28	795
	San Juan	0	1	2	0	0	20	38
	Total	10	47	49	17	16	54	1,074
7	Delta	1	62	38	24	6	4	632
	Gunnison	0	4	16	13	3	18	224
	Hinsdale	0	0	1	0	0	17	37
	Montrose	7	25	41	45	15	9	951
	Montrose-Nucla	0	0	4	5	2	2	56
	Ouray	0	2	1	14	2	7	80
	San Miguel	0	2	4	2	5	5	112
	Total	8	95	105	103	33	62	2,092

**Table 32:
County Court Misdemeanor Filings by Case Type
Fiscal Year 2021**

Judicial District	Court Location	Alcohol (AL)	Animal Violation (AN)	Arson (AR)	Assault (AS)	Bail Violation (BV)	Child Abuse (CA)	Criminal Mischief (CM)	Cruelty to Animals (AM)	Curfew Violation (CF)
8	Jackson	2	2	0	0	2	0	0	0	0
	Larimer	150	47	2	180	17	40	96	1	0
	Larimer-Loveland	66	19	2	72	16	20	36	0	0
	Total	218	68	4	252	35	60	132	1	0
9	Garfield	33	5	1	25	1	9	8	0	0
	Garfield-Rifle	53	23	2	18	0	9	7	0	0
	Pitkin	12	13	0	25	0	3	12	0	0
	Rio Blanco-Meeker	2	3	0	3	0	1	0	1	0
	Rio Blanco-Rangely	6	1	0	3	0	1	0	0	0
Total	106	45	3	74	1	23	27	1	0	
10	Pueblo	27	99	3	118	0	59	55	8	0
11	Chaffee	18	10	0	21	0	11	11	1	0
	Custer	2	1	0	5	0	2	2	0	0
	Fremont	25	43	1	49	0	17	24	3	0
	Park	3	16	0	11	0	2	3	1	0
Total	48	70	1	86	0	32	40	5	0	
12	Alamosa	6	9	2	8	1	25	12	2	0
	Conejos	0	7	0	13	0	9	7	1	0
	Costilla	1	0	0	7	0	2	0	0	0
	Mineral	5	3	0	0	0	0	0	0	0
	Rio Grande	9	4	0	11	0	9	6	0	0
	Saguache	4	3	1	10	0	2	8	1	0
Total	25	26	3	49	1	47	33	4	0	
13	Kit Carson	8	7	0	9	0	1	3	0	0
	Logan	32	1	1	19	2	8	7	2	0
	Morgan	33	16	1	22	0	19	7	1	0
	Phillips	0	1	0	1	0	0	1	0	0
	Sedgwick	0	0	1	1	2	0	0	0	0
	Washington	2	0	0	8	0	0	0	0	0
	Yuma	4	2	1	9	0	1	1	0	0
Total	79	27	4	69	4	29	19	3	0	
14	Grand	9	4	0	11	1	10	11	2	0
	Moffat	0	10	0	9	4	8	6	0	0
	Routt	11	5	2	18	0	7	8	0	0
	Total	20	19	2	38	5	25	25	2	0

**Table 32:
County Court Misdemeanor Filings by Case Type
Fiscal Year 2021**

Judicial District	Court Location	Domestic Violence	Drugs (DG)	Escape	Fare Evasion	Forgery	Fraud (FD)	Gambling	Habitual Traffic	Harassment
		(DV)	(DG)	(EC)	(FV)	(FG)	(FD)	(GM)	(HT)	(HR)
8	Jackson	7	2	0	0	0	0	0	0	0
	Larimer	441	570	7	0	1	6	0	91	102
	Larimer-Loveland	364	407	0	0	1	8	0	109	43
	Total	812	979	7	0	2	14	0	200	145
9	Garfield	106	41	0	0	0	0	0	20	22
	Garfield-Rifle	165	129	0	0	0	1	0	41	27
	Pitkin	19	3	0	0	0	0	0	0	19
	Rio Blanco-Meeker	11	2	0	0	0	0	0	0	7
	Rio Blanco-Rangely	15	2	0	0	0	0	0	0	1
Total	316	177	0	0	0	1	0	61	76	
10	Pueblo	842	134	35	0	0	2	0	97	43
11	Chaffee	62	76	0	0	0	0	0	1	32
	Custer	8	4	0	0	0	0	0	0	2
	Fremont	146	63	0	0	0	1	0	38	37
	Park	45	6	0	0	0	0	0	7	10
	Total	261	149	0	0	0	1	0	46	81
12	Alamosa	93	98	14	0	0	5	0	38	10
	Conejos	33	19	0	0	0	4	0	8	11
	Costilla	21	4	0	0	0	0	0	9	7
	Mineral	1	1	0	0	0	0	0	1	1
	Rio Grande	50	36	0	0	0	12	0	19	12
	Saguache	23	10	0	0	0	0	0	6	3
Total	221	168	14	0	0	21	0	81	44	
13	Kit Carson	27	2	0	0	0	0	0	4	6
	Logan	79	21	0	0	0	1	0	25	15
	Morgan	140	32	0	0	1	3	0	29	10
	Phillips	8	1	0	0	0	0	0	2	0
	Sedgwick	8	4	0	0	0	0	0	2	5
	Washington	15	1	0	0	0	0	0	3	6
	Yuma	15	9	0	0	0	1	0	8	6
Total	292	70	0	0	1	5	0	73	48	
14	Grand	73	35	0	0	0	0	0	12	12
	Moffat	74	42	0	0	0	0	0	6	6
	Routt	72	23	0	0	0	0	0	2	26
	Total	219	100	0	0	0	0	0	20	44

**Table 32:
County Court Misdemeanor Filings by Case Type
Fiscal Year 2021**

Judicial District	Court Location	Municipal Appeal (Court Not of Record)		Prostitution (PS)	Protection Order Violation (PV)	Public Indecency (PI)	Public Peace and Order (PP)		
		Menacing (MN)	(MA)						
8	Jackson	0	0	2	0	0	1	1	
	Larimer	9	0	331	0	9	234	3	88
	Larimer-Loveland	5	0	201	0	5	212	2	29
	Total	14	0	534	0	14	447	5	118
9	Garfield	1	0	5	0	0	53	2	9
	Garfield-Rifle	1	0	19	0	0	74	2	18
	Pitkin	2	0	16	0	0	16	0	0
	Rio Blanco-Meeker	0	0	5	0	0	7	1	0
	Rio Blanco-Rangely	1	0	6	0	0	11	0	2
Total	5	0	51	0	0	161	5	29	
10	Pueblo	13	0	85	1	0	531	2	4
11	Chaffee	6	0	114	0	0	56	1	2
	Custer	0	0	3	0	0	7	0	0
	Fremont	9	0	37	0	0	110	3	26
	Park	1	0	77	0	1	23	0	1
Total	16	0	231	0	1	196	4	29	
12	Alamosa	3	0	34	0	0	96	0	6
	Conejos	0	0	12	0	0	12	0	0
	Costilla	2	0	12	0	0	9	0	0
	Mineral	0	0	3	0	0	1	0	0
	Rio Grande	2	0	4	0	0	38	0	19
	Saguache	1	0	5	0	0	17	0	15
Total	8	0	70	0	0	173	0	40	
13	Kit Carson	1	0	7	0	0	18	1	5
	Logan	0	0	26	0	0	99	0	3
	Morgan	1	0	46	0	0	124	0	2
	Phillips	1	0	1	0	0	7	0	0
	Sedgwick	0	0	9	0	0	10	0	0
	Washington	1	0	1	0	0	16	0	1
	Yuma	0	0	14	0	0	24	0	0
Total	4	0	104	0	0	298	1	11	
14	Grand	1	0	31	0	0	32	0	29
	Moffat	1	0	14	0	0	55	0	6
	Routt	1	0	33	0	0	49	2	11
	Total	3	0	78	0	0	136	2	46

**Table 32:
County Court Misdemeanor Filings by Case Type
Fiscal Year 2021**

Judicial District	Court Location	Sex Offenses (SX)	Thft (TH)	Trespass (TP)	Under Age Alcohol Offense (UA)	Weapon (WP)	Wildlife (WD or WL)	Total
8	Jackson	0	0	3	0	5	18	45
	Larimer	44	287	163	35	17	59	3,030
	Larimer-Loveland	16	128	23	6	13	140	1,943
	Total	60	415	189	41	35	217	5,018
9	Garfield	7	21	9	15	3	6	402
	Garfield-Rifle	7	28	23	23	5	43	718
	Pitkin	0	8	6	0	0	1	155
	Rio Blanco-Meeker	0	0	8	0	1	4	56
	Rio Blanco-Rangely	0	0	2	0	1	1	53
Total	14	57	48	38	10	55	1,384	
10	Pueblo	33	164	32	33	23	90	2,533
11	Chaffee	3	41	13	14	11	21	525
	Custer	0	3	3	12	3	5	62
	Fremont	14	66	43	16	8	34	813
	Park	0	6	20	5	2	85	325
	Total	17	116	79	47	24	145	1,725
12	Alamosa	1	12	22	8	10	1	516
	Conejos	0	10	10	0	3	2	161
	Costilla	0	6	11	0	1	9	101
	Mineral	0	1	2	0	1	1	21
	Rio Grande	3	19	11	4	3	3	274
	Saguache	1	8	5	0	1	4	128
	Total	5	56	61	12	19	20	1,201
13	Kit Carson	3	3	2	0	0	2	109
	Logan	9	7	5	3	2	25	392
	Morgan	7	14	14	31	4	26	583
	Phillips	0	5	1	0	0	0	29
	Sedgwick	0	2	1	0	1	1	47
	Washington	0	0	0	4	1	0	59
	Yuma	0	2	2	10	1	3	113
Total	19	33	25	48	9	57	1,332	
14	Grand	1	6	34	14	12	28	368
	Moffat	0	21	5	8	8	41	324
	Routt	5	15	8	46	16	83	443
	Total	6	42	47	68	36	152	1,135

**Table 32:
County Court Misdemeanor Filings by Case Type
Fiscal Year 2021**

Judicial District	Court Location	Alcohol	Animal Violation	Arson (AR)	Assault (AS)	Bail Violation (BV)	Child Abuse (CA)	Criminal Mischief (CM)	Cruelty to Animals (AM)	Curfew Violation (CF)
		(AL)	(AN)							
15	Baca	3	2	0	5	0	1	6	0	0
	Cheyenne	2	1	0	2	0	0	1	1	0
	Kiowa	1	0	0	1	0	0	0	0	0
	Prowers	23	10	2	16	0	4	13	2	0
	Total	29	13	2	24	0	5	20	3	0
16	Bent	7	15	1	6	1	4	4	0	0
	Crowley	5	1	0	12	0	1	1	1	0
	Otero	10	9	2	12	1	11	14	5	0
	Total	22	25	3	30	2	16	19	6	0
17	Adams	363	128	6	209	0	150	87	1	1
	Broomfield	7	0	3	28	0	8	19	0	0
	Total	370	128	9	237	0	158	106	1	1
18	Arapahoe	180	77	9	185	1	135	100	10	14
	Douglas	155	114	3	129	0	50	63	6	53
	Elbert	4	6	0	13	0	7	2	3	0
	Lincoln	10	0	0	12	5	2	6	0	0
	Total	349	197	12	339	6	194	171	19	67
19	Weld	84	43	7	214	0	104	96	12	0
20	Boulder	52	8	14	113	12	26	107	7	0
	Boulder-Longmont	5	7	3	61	20	23	50	0	0
	Total	57	15	17	174	32	49	157	7	0
21	Mesa	122	163	3	160	4	44	80	2	0
22	Dolores	0	1	1	0	0	0	0	2	0
	Montezuma	15	19	5	57	14	13	21	0	0
	Total	15	20	6	57	14	13	21	2	0
State Total		2,132	1,470	123	2,927	145	1,336	1,601	316	81
Percent of State Total		4%	2%	0.20%	5%	0%	2%	3%	1%	0.13%

**Table 32:
County Court Misdemeanor Filings by Case Type
Fiscal Year 2021**

Judicial District	Court Location	Domestic Violence		Escape	Fare Evasion	Forgery	Fraud (FD)	Gambling	Habitual Traffic (HT)	Harassment
		(DV)	Drugs (DG)	(EC)	(FV)	(FG)		(GM)		(HR)
15	Baca	14	7	0	0	0	1	0	1	6
	Cheyenne	6	1	0	0	0	0	0	0	1
	Kiowa	3	1	0	0	0	0	0	0	0
	Prowers	79	38	0	0	1	2	0	24	26
	Total	102	47	0	0	1	3	0	25	33
16	Bent	23	3	0	0	0	0	0	11	5
	Crowley	3	6	0	0	0	0	0	0	12
	Otero	94	47	1	0	0	0	0	22	20
	Total	120	56	1	0	0	0	0	33	37
17	Adams	1,160	806	32	0	1	3	0	559	69
	Broomfield	108	92	0	0	0	2	0	12	10
	Total	1,268	898	32	0	1	5	0	571	79
18	Arapahoe	845	356	39	0	2	3	0	227	92
	Douglas	539	260	1	0	0	2	0	80	64
	Elbert	37	18	0	0	0	0	0	5	14
	Lincoln	18	13	1	0	0	0	0	4	2
	Total	1,439	647	41	0	2	5	0	316	172
19	Weld	834	451	43	0	1	4	0	415	55
20	Boulder	378	101	7	0	0	5	0	34	72
	Boulder-Longmont	220	79	7	0	0	1	0	37	46
	Total	598	180	14	0	0	6	0	71	118
21	Mesa	486	507	20	0	0	5	0	105	101
22	Dolores	1	2	0	0	0	0	0	0	2
	Montezuma	146	44	0	0	0	2	0	19	36
	Total	147	46	0	0	0	2	0	19	38
State Total		13,780	7,270	327	0	25	229	61	3,034	1,692
Percent of State Total		23%	12%	0.54%	0.00%	0.04%	0%	0.10%	5%	3%

**Table 32:
County Court Misdemeanor Filings by Case Type
Fiscal Year 2021**

Judicial District	Court Location	Municipal Appeal (Court Not of Record)				Prostitution (PS)	Protection Order Violation (PV)	Public Indecency (PI)	Public Peace and Order (PP)
		Menacing (MN)	(MA)	Other (OT)	Perjury (PJ)				
15	Baca	0	0	0	0	0	3	0	3
	Cheyenne	0	0	2	0	0	3	0	1
	Kiowa	0	0	0	0	0	2	0	2
	Prowers	2	0	16	0	0	28	1	34
	Total	2	0	18	0	0	36	1	40
16	Bent	1	0	2	0	0	37	0	2
	Crowley	0	0	8	0	0	26	0	1
	Otero	7	0	18	0	1	79	3	18
	Total	8	0	28	0	1	142	3	21
17	Adams	13	0	310	2	0	917	4	71
	Broomfield	2	0	15	0	0	107	0	1
	Total	15	0	325	2	0	1,024	4	72
18	Arapahoe	14	0	222	0	14	679	19	58
	Douglas	8	0	175	0	0	371	4	59
	Elbert	1	0	11	0	0	24	0	0
	Lincoln	0	0	5	0	0	29	0	1
	Total	23	0	413	0	14	1,103	23	118
19	Weld	10	0	190	0	0	628	5	34
20	Boulder	15	0	93	0	0	174	3	45
	Boulder-Longmont	6	0	78	0	0	181	1	7
	Total	21	0	171	0	0	355	4	52
21	Mesa	18	0	170	1	0	505	2	143
22	Dolores	0	0	0	0	0	4	0	1
	Montezuma	4	0	38	0	0	142	3	28
	Total	4	0	38	0	0	146	3	29
State Total		264	0	3,931	5	53	7,632	100	1,219
Percent of State Total		0.44%	0.000%	6%	0.01%	0.09%	13%	0.17%	2%

**Table 32:
County Court Misdemeanor Filings by Case Type
Fiscal Year 2021**

Judicial District	Court Location	Sex Offenses (SX)	Theft (TH)	Trespass (TP)	Under Age Alcohol Offense (UA)	Weapon (WP)	Wildlife (WD or WL)	Total
15	Baca	1	4	0	0	0	0	57
	Cheyenne	0	1	0	1	0	0	23
	Kiowa	0	0	0	0	1	4	15
	Prowers	6	60	28	14	3	4	436
	Total	7	65	28	15	4	8	531
16	Bent	0	5	5	0	1	14	147
	Crowley	0	5	1	7	3	0	93
	Otero	5	23	17	22	5	1	447
	Total	5	33	23	29	9	15	687
17	Adams	60	153	197	37	57	5	5,401
	Broomfield	8	52	2	3	4	0	483
	Total	68	205	199	40	61	5	5,884
18	Arapahoe	37	229	128	103	57	114	3,949
	Douglas	14	314	32	142	27	96	2,761
	Elbert	1	7	4	2	5	0	164
	Lincoln	1	6	1	2	1	5	124
	Total	53	556	165	249	90	215	6,998
19	Weld	48	226	116	51	41	28	3,740
20	Boulder	45	251	142	57	14	31	1,806
	Boulder-Longmont	18	65	41	25	8	3	992
	Total	63	316	183	82	22	34	2,798
21	Mesa	28	362	343	18	29	59	3,480
22	Dolores	0	1	3	2	0	3	23
	Montezuma	4	32	30	10	11	3	696
	Total	4	33	33	12	11	6	719
State Total		668	4,169	2,430	1,169	692	1,609	60,490
Percent of State Total		1%	7%	4%	2%	1%	3%	100%

**Table 33:
County Court Small Claims Filings by Case Type
Fiscal Year 2021**

Judicial District	Court Location	Breach of Contract (CT)	Covenant (CK)	Landlord Tenant (LT)	Money (MY)	Other (OT)	Total
1	Gilpin	0	0	1	6	0	7
	Jefferson	17	1	4	485	4	511
	<i>Total</i>	17	1	5	491	4	518
3	Huerfano	0	0	0	8	0	8
	Las Animas	0	0	0	18	0	18
	<i>Total</i>	0	0	0	26	0	26
4	El Paso	1	0	0	549	1	551
	Teller	0	0	0	17	0	17
	<i>Total</i>	1	0	0	566	1	568
5	Clear Creek	0	0	0	15	0	15
	Eagle	2	0	15	53	1	71
	Eagle-Basalt	2	0	0	2	0	4
	Lake	1	0	0	6	0	7
	Summit	0	0	0	50	0	50
	<i>Total</i>	5	0	15	126	1	147
6	Archuleta	0	0	1	17	0	18
	La Plata	8	1	10	36	2	57
	San Juan	0	0	1	1	0	2
	<i>Total</i>	8	1	12	54	2	77
7	Delta	0	0	0	35	0	35
	Gunnison	8	0	4	13	0	25
	Hinsdale	0	0	0	0	0	0
	Montrose	0	1	2	36	2	41
	Montrose-Nucla	0	0	0	5	0	5
	Ouray	0	0	0	5	0	5
	San Miguel	0	0	0	7	0	7
	<i>Total</i>	8	1	6	101	2	118

**Table 33:
County Court Small Claims Filings by Case Type
Fiscal Year 2021**

Judicial District	Court Location	Breach of Contract (CT)	Covenant (CK)	Landlord Tenant (LT)	Money (MY)	Other (OT)	Total
8	Jackson	0	0	1	10	0	11
	Larimer	36	0	53	232	2	323
	Larimer-Loveland	0	0	0	1	0	1
	<i>Total</i>	36	0	54	243	2	335
9	Garfield	2	1	9	34	9	55
	Garfield-Rifle	0	0	2	19	0	21
	Pitkin	0	0	1	34	0	35
	Rio Blanco-Meeker	0	0	0	7	0	7
	Rio Blanco-Rangley	0	0	0	6	0	6
	<i>Total</i>	2	1	12	100	9	124
10	Pueblo	10	0	5	134	3	152
11	Chaffee	0	0	0	22	0	22
	Custer	0	0	0	6	0	6
	Fremont	0	0	1	30	3	34
	Park	1	0	2	9	0	12
	<i>Total</i>	1	0	3	67	3	74
12	Alamosa	0	0	0	20	0	20
	Conejos	0	0	0	6	0	6
	Costilla	0	0	0	6	0	6
	Mineral	0	0	0	0	0	0
	Rio Grande	0	0	0	12	0	12
	Saguache	1	0	0	4	0	5
	<i>Total</i>	1	0	0	48	0	49
13	Kit Carson	0	0	0	6	0	6
	Logan	9	3	1	7	2	22
	Morgan	1	0	0	37	0	38
	Phillips	0	0	1	8	0	9
	Sedgwick	0	0	0	4	0	4
	Washington	1	0	0	5	0	6
	Yuma	0	0	0	7	3	10
	<i>Total</i>	11	3	2	74	5	95
	14	Grand	0	0	0	22	0
Moffat		1	0	0	26	0	27
Routt		2	0	0	28	0	30
<i>Total</i>		3	0	0	76	0	79

**Table 33:
County Court Small Claims Filings by Case Type
Fiscal Year 2021**

Judicial District	Court Location	Breach of Contract (CT)	Covenant (CK)	Landlord Tenant (LT)	Money (MY)	Other (OT)	Total
15	Baca	0	0	0	1	0	1
	Cheyenne	0	0	0	5	0	5
	Kiowa	0	0	0	1	0	1
	Prowers	0	0	0	24	1	25
	Total	0	0	0	31	1	32
16	Bent	0	0	0	9	0	9
	Crowley	0	0	0	9	0	9
	Otero	1	0	0	19	0	20
	Total	1	0	0	37	0	38
17	Adams	98	0	50	276	19	443
	Broomfield	0	0	0	46	0	46
	Total	98	0	50	322	19	489
18	Arapahoe-Centennial	0	0	0	2	0	2
	Arapahoe-Littleton	61	1	66	521	8	657
	Douglas	12	1	16	177	3	209
	Elbert	0	0	0	24	1	25
	Lincoln	0	0	0	7	0	7
	Total	73	2	82	731	12	900
19	Weld	19	2	33	222	0	276
20	Boulder	27	0	48	211	5	291
	Boulder-Longmont	0	0	0	0	0	0
	Total	27	0	48	211	5	291
21	Mesa	0	0	0	137	0	137
22	Dolores	0	0	0	7	0	7
	Montezuma	1	0	0	28	0	29
	Total	1	0	0	35	0	36
State Total		322	11	327	3,832	69	4,561
Percent of State Total		7%	0.24%	7%	84%	2%	100%

**Table 34:
County Court Traffic Filings by Case Type
Fiscal Year 2021**

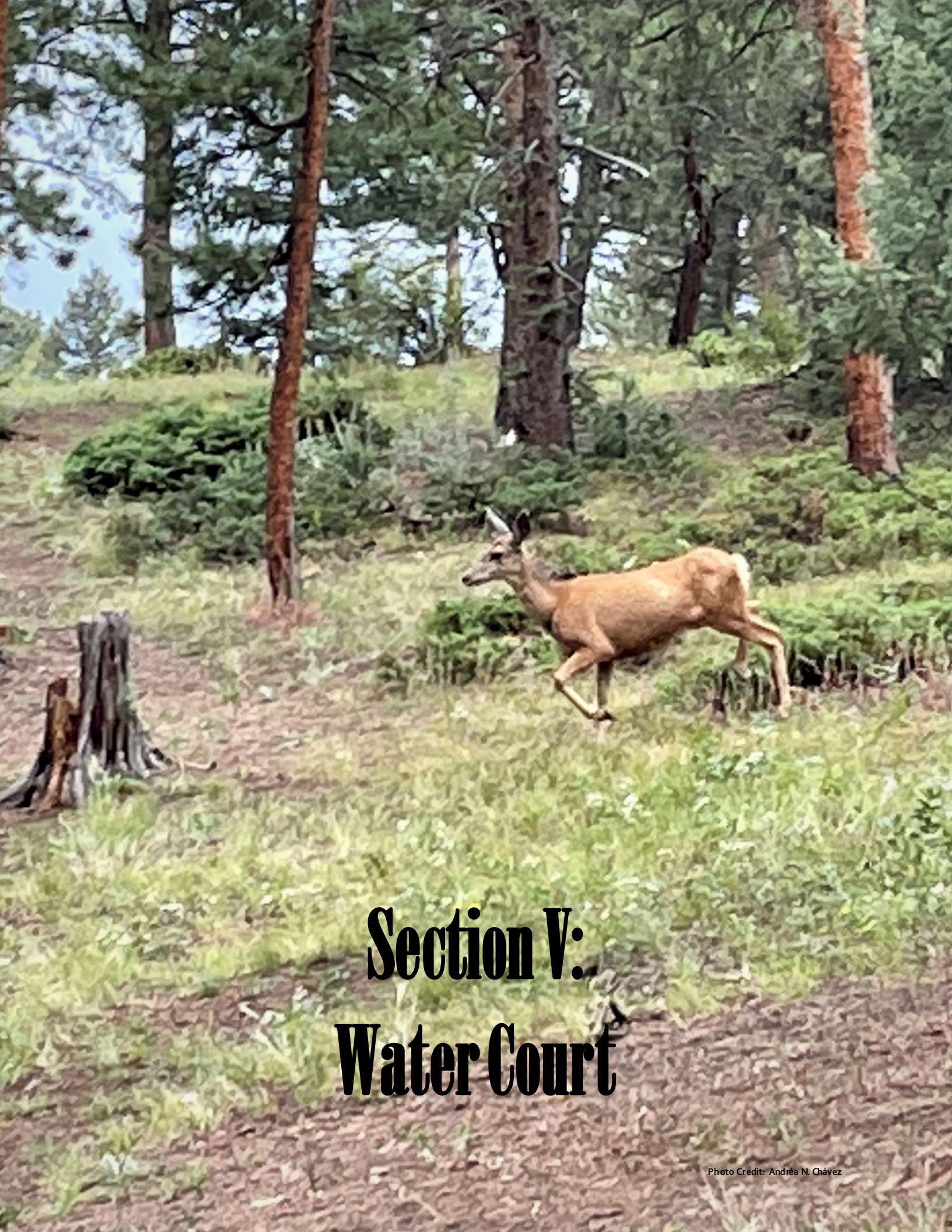
Judicial District	Court Location	Driving Under Suspension, Revocation or Denial (DP or DS)	Driving Under the Influence (DU)	Driving While Ability Impaired (DW)	Motor Vehicle (MV)	Municipal Appeal (Court Not of Record) (MA)	Total
1	Gilpin	146	84	3	193	0	426
	Jefferson	2,747	1,303	15	4,411	0	8,476
	Total	2,893	1,387	18	4,604	0	8,902
3	Huerfano	137	49	3	292	0	481
	Las Animas	140	54	1	453	0	648
	Total	277	103	4	745	0	1,129
4	El Paso	5,364	2,511	39	8,255	0	16,169
	Teller	251	168	13	338	0	770
	Total	5,615	2,679	52	8,593	0	16,939
5	Clear Creek	124	68	2	501	0	695
	Eagle	339	277	7	1,172	0	1,795
	Eagle-Basalt	17	23	2	54	0	96
	Lake	33	42	2	121	0	198
	Total	798	641	20	2,546	0	4,005
6	Archuleta	97	64	0	189	0	350
	La Plata	213	285	2	516	0	1,016
	San Juan	6	9	0	45	0	60
	Total	316	358	2	750	0	1,426
7	Delta	225	95	1	324	0	645
	Gunnison	59	83	7	204	0	353
	Hinsdale	1	2	0	57	0	60
	Montrose	442	120	0	581	0	1,143
	Montrose-Nucla	46	4	0	31	0	81
	Ouray	47	22	1	106	0	176
	Total	862	361	9	1,356	0	2,588

**Table 34:
County Court Traffic Filings by Case Type
Fiscal Year 2021**

Judicial District	Court Location	Driving Suspension, Revocation or Denial (DP or DS)	Driving Under the Influence (DU)	Driving While Ability Impaired (DW)	Motor Vehicle (MV)	Municipal Appeal (Court Not of Record) (MA)	Total
8	Jackson	19	3	0	30	0	52
	Larimer	755	657	19	1,669	0	3,100
	Larimer-Loveland	897	575	23	973	0	2,468
	Total	1,671	1,235	42	2,672	0	5,620
9	Garfield	137	164	4	410	0	715
	Garfield-Rifle	286	119	3	399	0	807
	Pitkin	94	86	3	113	0	296
	Rio Blanco-Meeker	24	8	0	85	0	117
	Rio Blanco-Rangely	10	9	1	25	0	45
Total	551	386	11	1,032	0	1,980	
10	Pueblo	1,225	393	19	1,340	0	2,977
11	Chaffee	37	107	4	292	0	440
	Custer	13	11	0	80	0	104
	Fremont	231	160	6	559	0	956
	Park	125	75	0	305	0	505
Total	406	353	10	1,236	0	2,005	
12	Alamosa	337	103	8	329	0	777
	Conejos	53	23	0	67	0	143
	Costilla	73	9	0	165	0	247
	Mineral	9	1	0	95	0	105
	Rio Grande	110	47	6	194	0	357
	Saguache	39	16	1	128	0	184
Total	621	199	15	978	0	1,813	
13	Kit Carson	48	21	1	182	0	252
	Logan	147	56	4	448	0	655
	Morgan	235	88	9	565	0	897
	Phillips	13	20	1	47	0	81
	Sedgwick	9	13	0	32	0	54
	Washington	54	7	2	164	0	227
	Yuma	35	25	2	121	0	183
Total	541	230	19	1,559	0	2,349	
14	Grand	152	167	1	263	0	583
	Moffat	146	41	4	146	0	337
	Routt	99	87	2	275	0	463
	Total	397	295	7	684	0	1,383

**Table 34:
County Court Traffic Filings by Case Type
Fiscal Year 2021**

Judicial District	Court Location	Driving Under Suspension, Revocation or Denial (DP or DS)	Driving Under the Influence (DU)	Driving While Ability Impaired (DW)	Motor Vehicle (MV)	Municipal Appeal (Court Not of Record) (MA)	Total
15	Baca	9	9	0	86	0	104
	Cheyenne	26	9	0	111	0	146
	Kiowa	16	7	0	80	0	103
	Prowers	165	75	0	592	0	832
	Total	216	100	0	869	0	1,185
16	Bent	61	24	1	81	0	167
	Crowley	59	26	2	161	0	248
	Otero	282	67	1	321	1	672
	Total	402	117	4	563	1	1,087
17	Adams	3,551	1,412	14	4,658	0	9,635
	Broomfield	404	142	0	287	0	833
	Total	3,955	1,554	14	4,945	0	10,468
18	Arapahoe	2,396	935	8	4,131	0	7,470
	Douglas	1,115	618	25	3,496	1	5,255
	Elbert	92	56	1	327	0	476
	Lincoln	74	40	0	506	0	620
	Total	3,677	1,649	34	8,460	1	13,821
19	Weld	2,951	924	20	3,476	0	7,371
20	Boulder	431	308	1	1,023	0	1,763
	Boulder-Longmont	396	155	0	493	0	1,044
	Total	827	463	1	1,516	0	2,807
21	Mesa	1,020	422	1	1,584	0	3,027
22	Dolores	14	3	0	29	0	46
	Montezuma	142	130	0	478	0	750
	Total	156	133	0	507	0	796
State Total		29,377	13,982	302	50,015	2	93,678
Percent of State Total		31%	15%	0%	53%	0.00%	100%



Section V: Water Court

Water Court Judges

Water Division One – Greeley
South Platte River Basin
Todd Taylor

Water Division Two – Pueblo
Arkansas River Basin
Larry C. Schwartz

Water Division Three – Alamosa
Rio Grande River Basin
Michael A. Gonzales

Water Division Four – Montrose
Gunnison River Basin
J. Steven Patrick

Water Division Five – Glenwood Springs
Colorado River Basin
James B. Boyd

Water Division Six – Steamboat Springs
White River Basin
Michael A. O'Hara, III

Water Division Seven – Durango
San Juan River Basin
Jeffrey R. Wilson

Water Court

The Water Right Determination and Administration Act of 1969 created seven water divisions based upon the drainage patterns of major rivers in Colorado: The South Platte, Arkansas, Rio Grande, Gunnison, Colorado, White and San Juan rivers. Each water division is staffed by a division engineer appointed by the state engineer, a water judge appointed by the Colorado Supreme Court, a water referee appointed by the water judge, and a water clerk assigned by the district court.

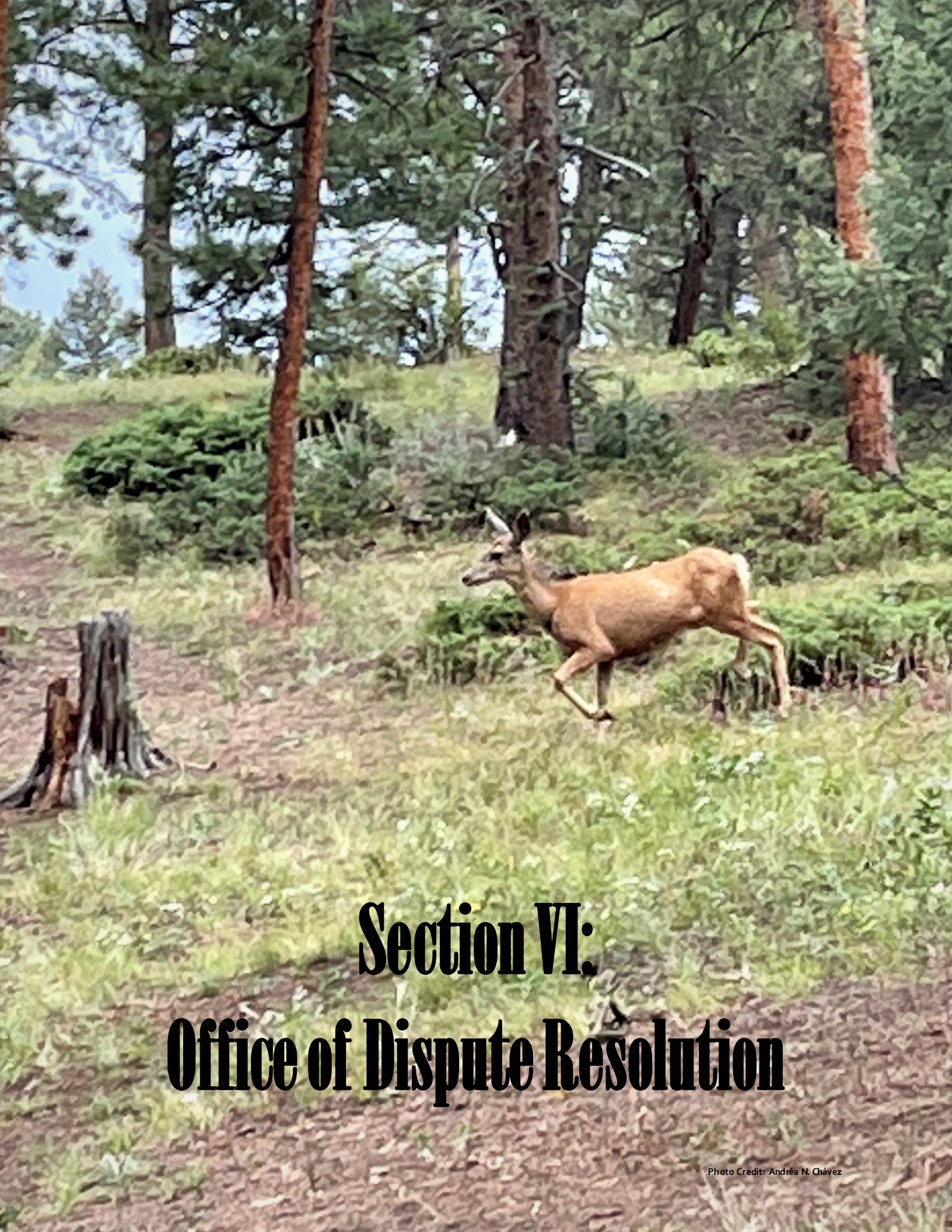
Water judges are district judges who have jurisdiction in the determination of water rights, the use and administration of water, and all other water matters within the jurisdiction of the water division. There are no jury trials in water courts, and all appeals are filed directly with the Colorado Supreme Court.

All water courts operate under a standard case definition approved by the Colorado Supreme Court in 1981. This made possible the establishment of water court filing standards, which have been reported annually by water divisions since July 1, 1981.

Specific information regarding each of the seven water divisions is available at <http://www.courts.state.co.us/Courts/Water/Index.cfm>.

**Table 35:
Water Court Filings, Claims, and Percent Change
Fiscal Year 2020 and Fiscal Year 2021**

Division	County		FY2020	FY2021	Percent Change
One	Weld County, Greeley	Filings	258	259	0%
		Claims	2,039	1,120	-45%
Two	Pueblo County, Pueblo	Filings	91	103	13%
		Claims	489	456	-7%
Three	Alamosa County, Alamosa	Filings	51	65	27%
		Claims	90	155	72%
Four	Montrose County, Montrose	Filings	163	127	-22%
		Claims	372	354	-5%
Five	Garfield County, Glenwood Springs	Filings	203	198	-2%
		Claims	1,099	1,308	19%
Six	Routt County, Steamboat Springs	Filings	68	74	9%
		Claims	209	203	-3%
Seven	La Plata County, Durango	Filings	76	76	0%
		Claims	166	207	25%
State Total		Filings	910	902	-0.88%
		Claims	4,464	3,803	-14.81%



Section VI: Office of Dispute Resolution

The Office of Dispute Resolution

The Office of Dispute Resolution (ODR) was created by the Colorado Dispute Resolution Act in 1983. ODR's mission is to establish or make available dispute resolution programs and related services throughout the state, as designated by the Chief Justice of Colorado's Supreme Court.

In fiscal year 2021 (FY21), ODR provided services through its contract mediators via teleconference platforms rather than in-person. This remote service delivery was a success, in that ODR contractors handled 6,860 cases among Colorado's twenty-two judicial districts and were able to increase the geographic scope of service reach. There were two significant trends in FY21 worth noting, first, there were significant increases in both small claims and county court mediation, 35% and 33%, respectively. Second, several high volume and rural districts benefited by the addition of new contract mediators which predictably, led to an increase in mediation capacity. This latter trend was most notable year over year in the 11th, 17th, 18th, and 20th districts.

The overall agreement rate (full or partial) remained at about half (49.9%) of all cases. Mediation services constituted approximately 99% of ODR's services in FY21. The remaining caseload included limited neutral services in select districts including early neutral assessment, parenting plan facilitation, and some supervised parenting or exchange services.

New this past year, ODR partnered with the Colorado Department of Human Services, Office of Economic Stability, Division of Child Support Services, and a private software firm, Hyphenus, to provide parents in child support establishment cases the option of using Co Parenter app. The Co Parenter app is a mobile friendly app that provides information, a parenting communications platform, parenting time schedule visuals based on party agreement, on-demand mediation and 1:1 conflict coaching. Through this app, parents in child support establishment cases, through a stipulated agreement, could more easily file an APR Co-Petition and Stipulated Parenting Plan, which if adopted by the court, would save the family costs of filing a separate domestic relations case and enable them to secure a court ordered parenting plan.

ODR also secured a grant from the State Internet Portal Authority to purchase an online dispute resolution tool. Court-related online dispute resolution tools offer a public facing digital space in which parties can convene to resolve their dispute or case. Three essential components differentiate court-related online dispute resolution tools from other forms of technology-supported dispute resolution. First, the program operates exclusively online. Second, the program is explicitly designed *to assist litigants* in resolving their dispute. Dispute resolution platforms integrate information regarding claims and defenses. Third, the judicial branch is the host and provides oversight of the tool. The hope is that this tool will further integrate and extend dispute resolution services offered by the judicial branch into digital space to serve citizens more efficiently, effectively, transparently, and fairly.

Diversity of ODR contract services providers continues to be a priority for ODR in FY21 and a mentoring program to bring new mediators on contract are in the works.

Districts continue to consult with ODR for technical assistance in designing and implementing dispute resolution programs, including exploration of online tools, dispute resolution education, and training.

ODR receives a General Fund appropriation for administrative and program costs. ODR continues to provide reduced-fee services for qualifying indigent parties based on its General Fund appropriation and continued receipt of the federal Child Access and Visitation Program grant funds. General information regarding the Office of Dispute Resolution is available at www.coloradoODR.org

Table 36: ADR Services by Case Type and Disposition Percentage for FY2021

Case Type	Cases completely or partially resolved	Cases not resolved ¹	Cases served left with proposal ²	Cases inappropriate for ADR	Cases ongoing	ADR referred, session not held ³	Total # of cases reported
Domestic - Initial Filings	1,472	667	189	6	120	152	2,606
Percentage	56%	26%	7%	0%	5%	6%	100%
Domestic - Modifications	784	919	129	4	84	43	1,963
Percentage	39.9%	46.8%	6.6%	0.2%	4.3%	2.2%	100%
Dependency & Neglect	340	113	81	6	46	30	616
Percentage	55%	18%	13%	1%	8%	5%	100%
Child Support Enforcement	32	18	0	0	2	11	63
Percentage	50.8%	28.6%	0.0%	0.0%	3.2%	17.5%	100%
Juvenile	44	12	1	0	1	3	61
Percentage	72%	20%	2%	0%	2%	5%	100%
District Civil	53	46	9	0	5	3	116
Percentage	46%	40%	8%	0%	4%	3%	100%
County Civil	462	220	114	0	21	89	906
Percentage	51.0%	24.3%	12.6%	0.0%	2.3%	9.8%	100%
Criminal	4	1	3	0	1	0	9
Percentage	44.4%	11.1%	33.3%	0.0%	11.1%	0.0%	100%
Probate	1	8	3	0	1	0	13
Percentage	8%	62%	23%	0%	8%	0%	100%
Collections	2	1	1	0	0	0	4
Percentage	50.0%	25.0%	25.0%	0.0%	0.0%	0.0%	100%
Small Claims	201	177	7	12	14	30	441
Percentage	45.6%	40.1%	1.6%	2.7%	3.2%	6.8%	100%
Restraining Orders	2	0	0	0	0	0	2
Percentage	100.0%	0.0%	0.0%	0.0%	0.0%	0.0%	100%
HOA	10	8	0	0	3	0	21
Percentage	47.6%	38.1%	0.0%	0.0%	14.3%	0.0%	100%
Other	15	21	0	0	2	1	39
Percentage	38%	54%	0%	0%	5%	3%	100%
Total Cases Reported	3,422	2,211	537	28	300	362	6,860
Percentage	49.9%	32.2%	7.8%	0.4%	4.4%	5.3%	100%

¹ No agreement was reached at time of service. The parties may or may not have settled subsequent to ADR service; this information is not available.

² Parties left with proposed agreement. Information is not available as to whether this agreement was finalized.

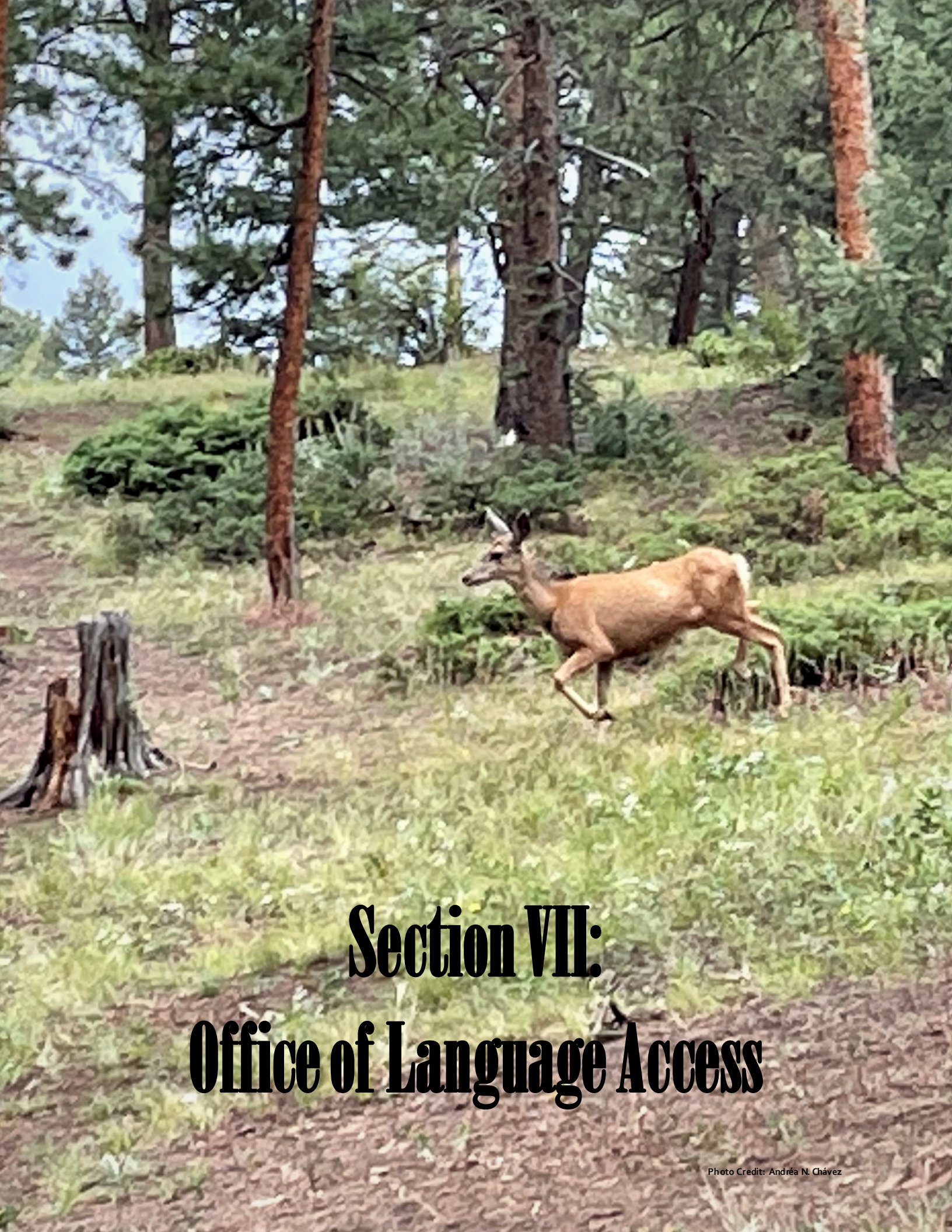
³ ADR session was not held for a variety of reasons, including settlement prior to ADR service, refusal by one party to attend, decision to use another provider, and other.

**Table 37:
ADR Services Provided by District and Case Type for FY2021**

Judicial District	Domestic Relations Initial Filing	Domestic Relations Modification	Child Support Services	D&N (EPP & Non-EPP)	Juvenile	District Civil	County Civil	Collections	Probate	Small Claims	Protection Orders	HOA	Other	Total Cases Served
1	224	209	0	0	0	10	158	0	1	7	0	3	2	614
2	123	88	0	291	42	11	69	0	4	0	0	10	4	642
3	10	0	0	0	0	1	1	0	0	0	0	0	0	12
4	367	450	11	309	1	14	91	0	3	5	0	0	1	1252
5	37	24	1	0	1	4	8	0	0	0	0	0	1	76
6	8	8	0	0	0	0	0	0	0	0	0	0	0	16
7	24	12	0	0	4	1	9	0	0	0	1	0	1	52
8	138	80	0	0	0	3	6	0	0	0	0	0	0	227
9	13	6	0	0	0	2	2	0	0	0	0	0	0	23
10	270	159	0	1	0	7	2	0	0	0	0	0	0	439
11	114	26	0	0	1	8	4	0	1	2	0	0	0	156
12	4	2	0	0	0	2	5	0	0	0	0	0	0	13
13	33	9	0	0	0	0	0	0	0	0	0	0	0	42
14	19	11	0	0	0	0	3	0	1	0	0	0	0	34
15	0	0	0	0	0	0	2	0	0	0	0	0	0	2
16	5	2	0	0	0	0	0	0	0	0	0	0	0	7
17	259	250	4	0	0	6	160	1	0	39	0	1	2	721
18	526	413	47	1	7	37	299	2	3	386	1	5	5	1732
19	179	41	0	0	4	3	46	0	0	0	0	1	0	274
20	72	46	0	14	1	7	42	1	0	2	0	1	1	187
21	175	118	0	0	0	0	0	0	0	0	0	0	31	324
22	6	9	0	0	0	0	0	0	0	0	0	0	0	15
State Total	2606	1963	63	616	61	116	906	4	13	441	2	21	48	6860

**Table 38:
Mediation Services Provided by District and Case Type for FY2021**

Judicial District	Domestic Relations Initial Filing	Domestic Relations Modification	Child Support Services	D&N (EPP & Non-EPP)	Juvenile	District Civil	County Civil	Collections	Probate	Small Claims	Protection Orders	HOA	Other	Total Cases Served
1	224	209	0	0	0	10	158	0	1	7	0	3	2	614
2	122	88	0	288	30	11	69	0	4	0	0	10	4	626
3	10	0	0	0	0	1	1	0	0	0	0	0	0	12
4	365	450	11	309	1	14	91	0	3	5	0	0	1	1250
5	37	24	1	0	1	4	8	0	0	0	0	0	1	76
6	8	8	0	0	0	0	0	0	0	0	0	0	0	16
7	24	6	0	0	3	1	9	0	0	0	1	0	1	52
8	127	76	0	0	0	3	6	0	0	0	0	0	0	212
9	13	6	0	0	0	2	2	0	0	0	0	0	0	23
10	270	159	0	1	0	7	2	0	0	0	0	0	0	439
11	114	26	0	0	1	8	4	0	1	2	0	0	0	156
12	4	2	0	0	0	2	5	0	0	0	0	0	0	13
13	33	9	0	0	0	0	0	0	0	0	0	0	0	42
14	19	11	0	0	0	0	3	0	1	0	0	0	0	34
15	0	0	0	0	0	0	2	0	0	0	0	0	0	2
16	5	2	0	0	0	0	0	0	0	0	0	0	0	7
17	253	250	4	0	0	6	159	1	0	39	0	1	2	715
18	526	413	47	1	7	37	299	2	3	386	1	5	5	1729
19	177	40	0	0	4	3	46	0	0	0	0	1	0	274
20	67	46	0	14	1	7	42	1	0	2	0	1	1	182
21	175	118	0	0	0	0	0	0	0	0	0	0	31	324
22	6	9	0	0	0	0	0	0	0	0	0	0	0	15
State Total	2579	1958	63	613	49	116	906	4	13	441	2	21	48	6813



Section VII: Office of Language Access

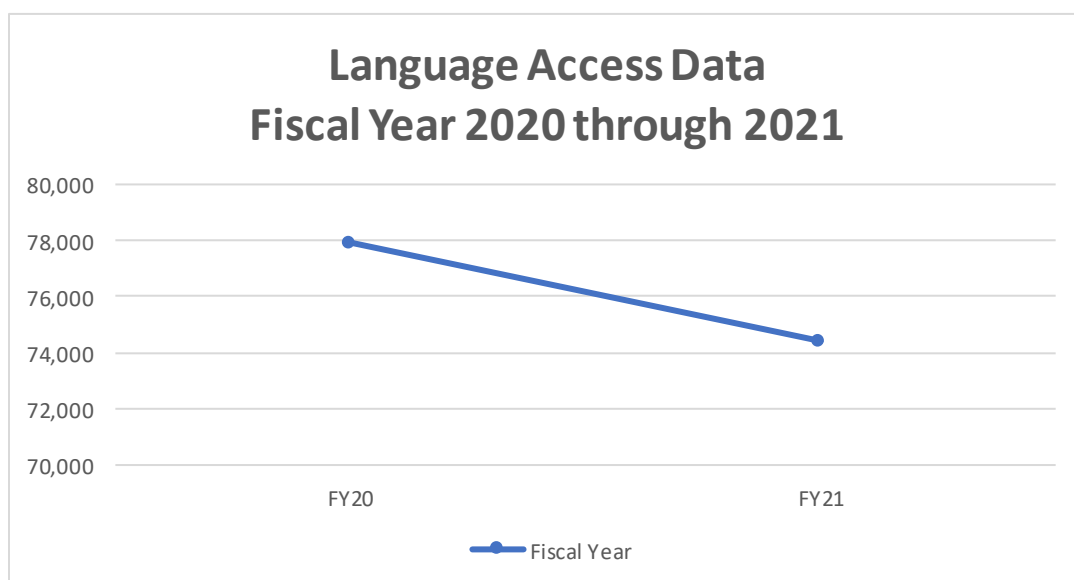
Office of Language Access

The Colorado Judicial Branch is committed to providing court users with meaningful access to the courts at no cost, regardless of the language they speak.

The Office of Language Access (OLA) provides access to the courts for limited English proficient (LEP) individuals through interpreter services in more than 109 languages during Fiscal Year 2021, and through translations and other bilingual resources.

OLA electronically sources data from the Colorado Judicial Department's case management system to ensure consistency. Please note, OLA obtains data from Scheduled Events, not case filings. All court events in which an interpreter is used must be coded in the case management system with the appropriate language code. This includes, but is not limited to a party, defendant, victim, and witness. At this time OLA can only electronically source data that is coded in the Department's case management system, and there are *many* interactions that must use an interpreter that we are unable to capture at this time. Therefore, while the data below is sourced electronically and accurate, it represents only a *segment* of interpreter services.

In Fiscal Year 2021, there were 74,418 events requiring language access. Compared to Fiscal Year 2020, events requiring language access decreased by 4.72 percent. As can be observed from data of the organization as a whole; court events decreased statewide due to COVID closures and restrictions.

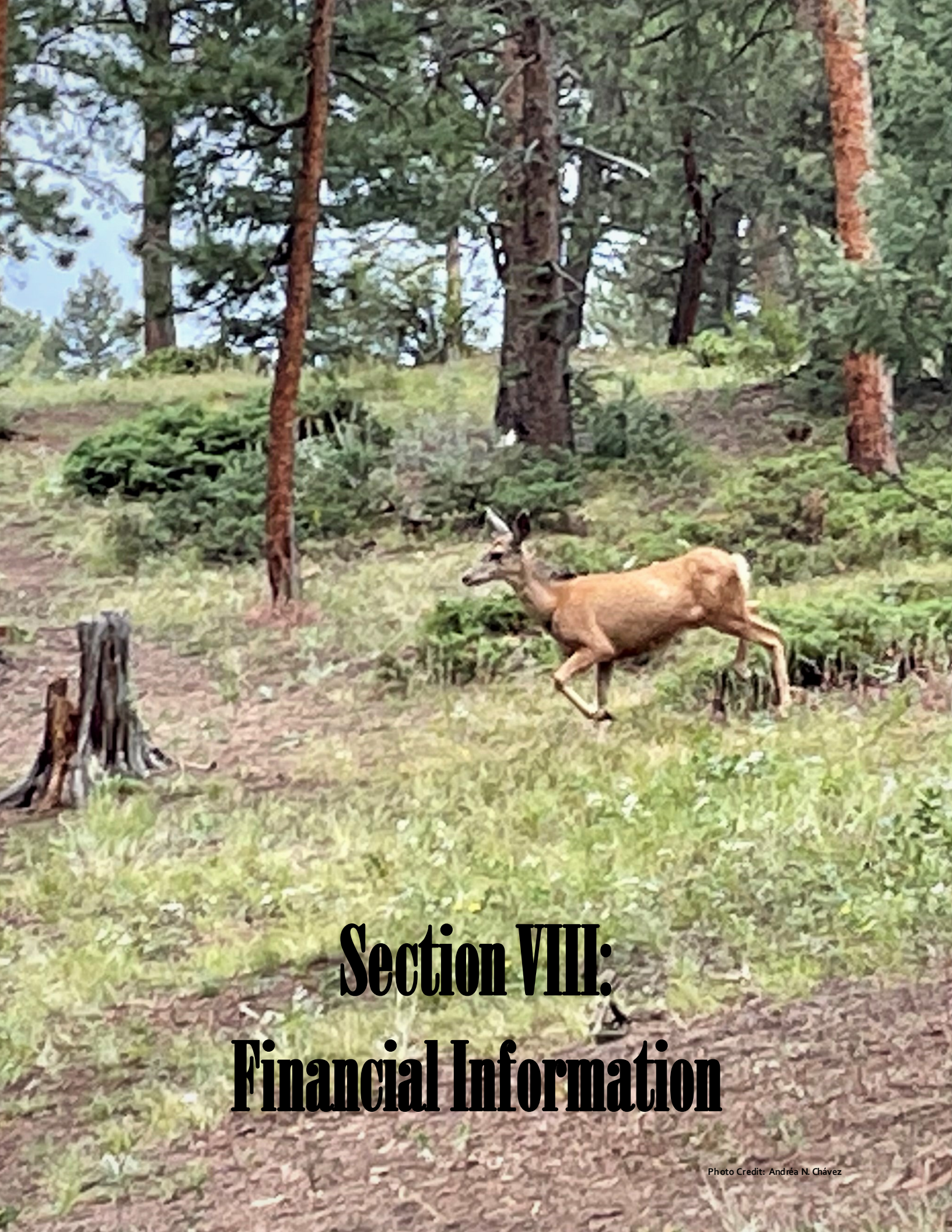


**Table 39:
Number of Events Requiring Language Access by Language**

Judicial District	Spanish	Mandarin	Vietnamese	Russian	Arabic	Burmese	Somali	Chuukese	Nepali	French	Remaining Events with Interpreter	Total Events with Interpreters
1	3082	33	89	150	28	11	9		11		171	3413
2	3508	74	120	20	90	54	35	8	37	85	260	4031
3	107	3									2	110
4	9355	53	141	72	120	38	1	7		39	452	9826
5	3439	7		28		4	3		8		72	3489
6	312		4	1		2					22	319
7	1804	4	4	4	1				3		81	1820
8	2780	45	46	7	34	2				4	150	2918
9	3415	5	4	10	3					4	21	3441
10	818	4	5								17	827
11	174	3	8	12		9	4	9	4		7	223
12	815	4	1							1	61	821
13	1825		6	6	15	8	96			3	184	1959
14	469	3	4	2	12					2	40	492

**Table 39:
Number of Events Requiring Language Access by Language**

Judicial District	Spanish	Mandarin	Vietnamese	Russian	Arabic	Burmese	Somali	Chuukese	Nepali	French	Remaining Events with Interpreter	Total Events with Interpreters
15	516								8		15	524
16	286	2					7		5		4	300
17	11572	111	99	86	34	25	36	24	192	25	405	12204
18	8572	389	184	295	268	127	70	151	108	171	1122	10335
19	8877	38	7	5	13	208	211	283	51	28	450	9721
20	2759	53	20	20	18	17	1		2	28	81	2918
21	960	5	5	10							9	980
22	99	4									18	103
Total	65,544	840	747	728	636	505	473	482	429	430	3,644	74,418



Section VIII: Financial Information

Financial Information

In Fiscal Year 2021, the Judicial Department's (Courts and Probation) budget was \$593.2 million (\$365.3 million in General Fund, \$174.3 million cash funds, \$49 million reappropriated funds and \$4.4 million federal funds) and 3,720.5 full-time equivalent staff; this is a decrease, of \$10.8 million from the FY2020 budget. The decrease is a direct result of a \$10.6 million general fund reduction in personal services to address the projected statewide revenue shortfalls due to the Covid 19 pandemic.

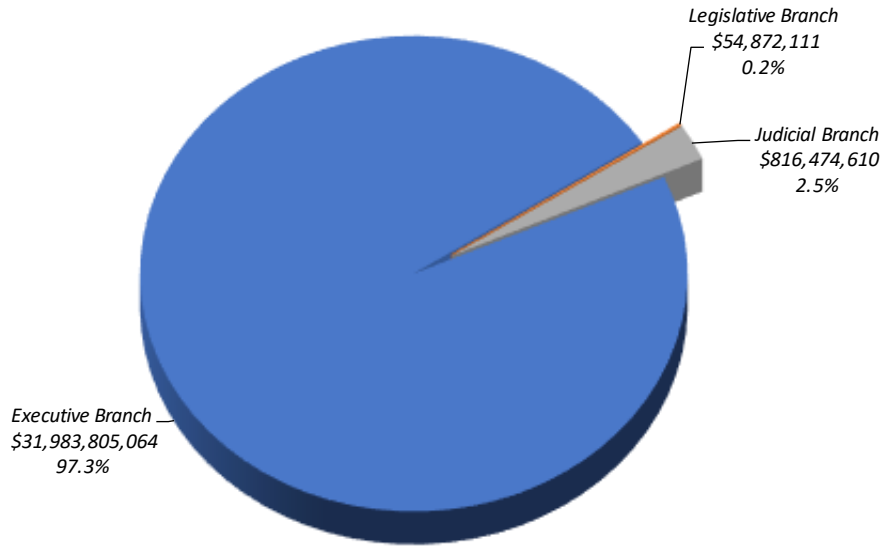
In Fiscal Year 2021, personnel costs, of \$372.2 million, comprised the largest portion of the budget. Benefits accounted for \$58.9 million; operating costs \$13.6 million, victims' compensation and assistance programs \$30.4 million, offender treatment and services \$33.9 million and \$16.9 million was appropriated for interpreter costs and mandated court costs to include court appointed counsel cost and jury costs. The remaining amounts were appropriated in various areas including federal funds and grants, training, courthouse furnishings, leased space and other miscellaneous items.

FY2021 Courts and Probation Budget Appropriation

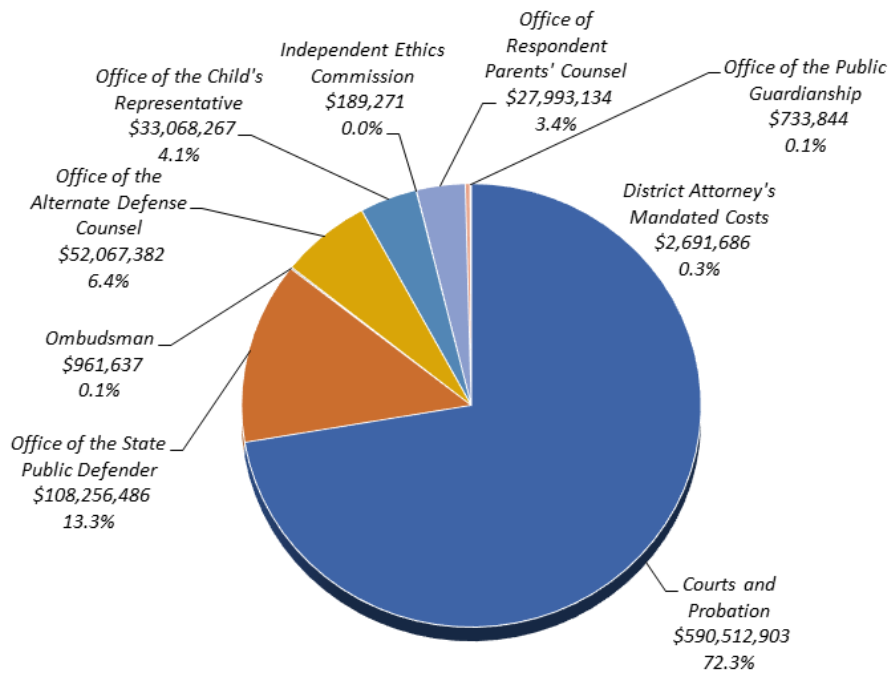
Personal Services (non-Judge)	\$	312,326,694	52.7%
Personal Services (Judge)	\$	59,910,647	10.1%
Benefits	\$	58,949,162	9.9%
Operating	\$	13,697,663	2.3%
Interpreter and Mandated Court Costs	\$	17,960,742	3.0%
Victims Comp/Assistance	\$	30,425,000	5.1%
Offender Treatment and Services Funding	\$	33,929,172	5.7%
Federal Funds & Other Grants	\$	8,500,000	1.4%
Other	\$	57,505,509	9.7%
	\$	593,204,589	100%

The Judicial Branch's total FY 2021 appropriation of \$816.4 million (including the Courts and Probation, Office of the State Public Defender, Office of the Alternate Defense Counsel, Office of the Child's Representative, Independent Ethics Commission, Office of Public Guardianship and District Attorney Mandated Costs) represented 2.5% of the State of Colorado's total appropriated budget. The Courts and Probation's FY2021 appropriation of \$593M represented 1.8% of the State's total appropriated budget.

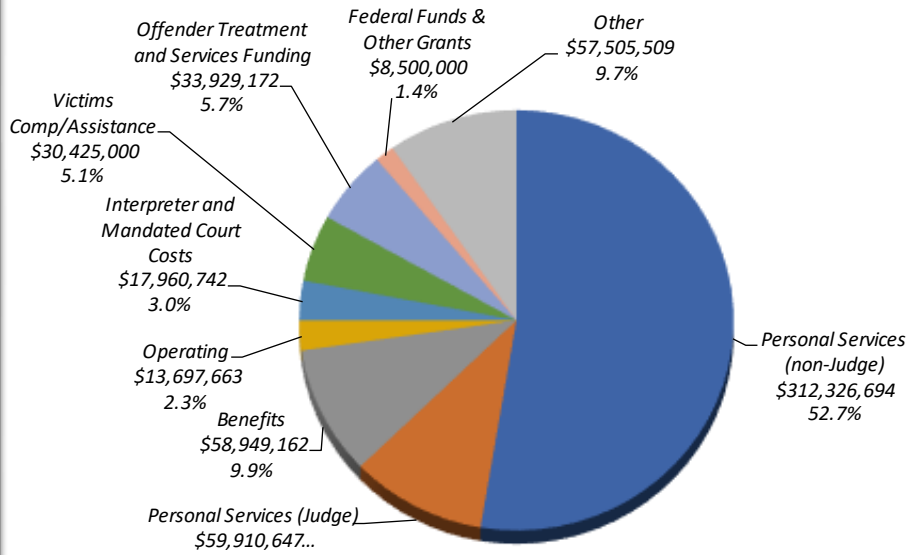
**Chart D:
FY 2021 Total State Appropriation**



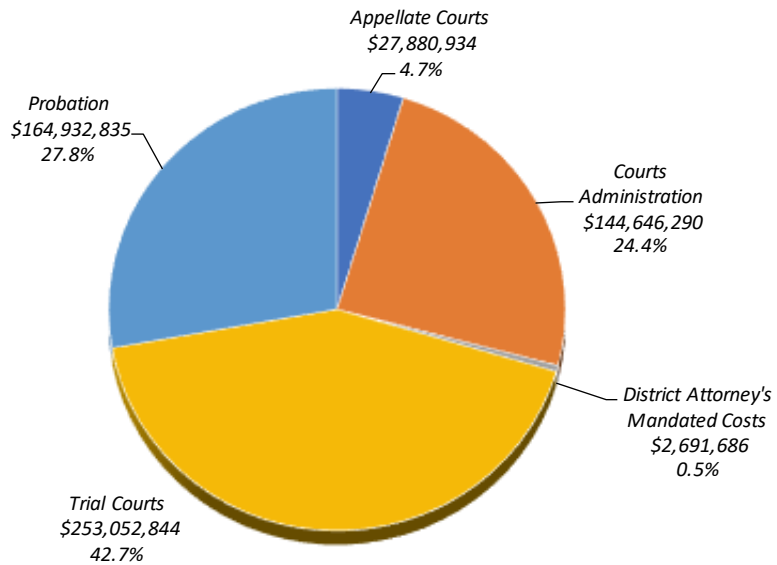
**Chart E:
FY2021 Judicial Appropriation by Agency**



**Chart F:
FY 2021 Judicial Appropriation by Major Cost Category**



**Chart G:
FY 2021 Judicial Appropriation Major Function**



Collections & Revenue

In Fiscal Year 2021, the state courts throughout Colorado processed \$184.9 million in revenue. Over fifty different statutory funds and purposes are supported by these revenues, including the General Fund, Highway Users Trust Fund, Judicial Stabilization Fund, Correctional Treatment Cash Fund, Offender Services Fund, and many others. Specifically, \$23.6 million was received by the Department and transferred to other state departments for treatment, rehabilitation and other social services programs administered by the State. Over \$6.6 million was received by the Department and transferred to municipal and county governments, and the Division of Motor Vehicles, to support local programs and operations. Over \$54.9 million (30%) of the total went to crime victim related programs, including \$37.6 million in restitution and interest for victims of crime.

Through the ongoing Covid-19 Pandemic, the Department's proactive strategies resulted in an increase in overall collections, primarily reflected in restitution and interest payments. Program staff continues to work with clients to establish plans based on their individual circumstances and ability to pay. Our goal continues to be to engage clients with proactive and sustainable plans to address obligations to the court.

The collections program continues to offer education, resources and tools to improve budgeting and employment skills, promoting financial accountability and management. In addition to the efforts of Collections Investigators, other Department personnel play key roles in the collection process, including judges, clerks, probation officers, court administrators and district attorneys, as well as other State and local criminal justice agencies.

Restitution recovery remains a priority for the Colorado courts. Included in this annual report are tables that show, by judicial district, restitution collections over the last four years, as well as total amounts assessed in restitution and funds paid to-date toward those obligations for sentences during Fiscal Years 2016 through 2020 (5 years).

The Collections Program is a statewide, cash funded program focused on client success and victim reparation through restitution. A collection investigator is available for every person with a balance due to the court through traffic or criminal assessments, with the focus on the individual person's ability to pay. Approximately 7% of these financial assessments are paid in full without the services of a Collections Investigator, with the remaining cases being managed by the program.)

Table 40

COLORADO JUDICIAL DEPARTMENT

Collections / Revenue

CATEGORY	FY21
GENERAL FUND	
Civil Action Tax and General Fund Civil Fees	\$ 231,859
Miscellaneous Criminal Costs, Forfeitures, and Related	\$ 2,597,120
Miscellaneous Fees/Revenue	\$ 350,560
Public Defender Fees (Including Parental Refusal Fees)	\$ 513,529
Seized Asset Forfeitures: 1% Statutory Share	\$ 11,288
Victims Assistance (General Fund Portion)	\$ 83,242
Subtotal	\$ 3,787,599
Percentage of Total	2%
HIGHWAY USERS TRUST FUND	
D.U.I. Fines (HUTF Portion)	\$ 1,422,866
Highway Construction Workers Safety Fund	\$ 66,021
Traffic Fines & Forfeits	\$ 7,746,087
Subtotal	\$ 9,234,974
Percentage of Total	5%
VICTIM RESTITUTION AND PROGRAM FUNDS	
Restitution (Reimbursements to Victims of Crime for Losses Incurred)	\$ 34,266,390
Interest on Restitution (Reimbursements to Victims of Crime for Losses Incurred)	\$ 3,423,938
Victim Address Confidentiality Surcharges (for Department of Personnel & Admin)	\$ 169,129
Victim Assistance Surcharges* (for Local and State Victims Assistance Grant Programs)	\$ 10,003,824
Victim Compensation Costs* (for Local Victims Compensation Programs)	\$ 7,040,163
Subtotal	\$ 54,903,444
Percentage of Total	30%

Table 40

OTHER SPECIAL PURPOSES AND FUNDS

Adolescent Substance Abuse Surcharges (for Div. of Alcohol & Drug Abuse)	\$ 16,746
Alcohol Evaluation/Supervision Fees	\$ 2,934,713
Child Abuse Investigation Surcharge (for Div. of Criminal Justice)	\$ 322,211
Collaborative Management Incentive Fund (for Dept. of Human Services)	\$ 2,855,079
Colorado Children's Trust Fund (for Dept. of Public Health and Environment)	\$ 371,807
Commercial Vehicle Enterprise Tax Fund (for Dept. of Revenue - Share of Excess Vehicle Wgt Penalties)	\$ 65,942
Correctional Treatment Cash Fund (for Various Criminal Justice Agencies)	\$ 5,196,152
Court Security Fund	\$ 1,819,647
Crimes Against At-Risk Persons Surcharge (for Dept. of Human Services)	\$ 33,397
Disabled Parking Education and Enforcement Fund (for Dept. of Revenue)	\$ 3,636
Discovery Sharing Surcharges (for Colorado District Attorneys Council)	\$ 88,427
Displaced Homemaker Fee (for Dept. of Labor and Employment)	\$ 107,849
Domestic Abuse Program Fund (for Dept. of Human Services)	\$ 161,783
Family Friendly Courts Surcharge	\$ 194,072
Family Violence Justice Fund	\$ 162,901
Felony and Misdemeanor Fines (Judicial Fines Collection Cash Fund)	\$ 953,356
Fines - Parks and Outdoor Recreation Fund	\$ 30,752
Fines - Wildlife Cash Fund	\$ 86,214
Interstate Compact Probation Transfer Cash Fund	\$ 159,161
Judicial Information Technology Fund	\$ 17,382,467
Judicial Performance Fund	\$ 436,600
Judicial Stabilization Fund	\$ 27,450,830
Justice Center Fund	\$ 14,595,457
Law Enforcement Assistance Fund (for Dept. of Health and Environment, Transportation Safety, Human Services)	\$ 1,159,156
Misc. Cost Recoveries (Various Trial Court and Probation costs recovered, incl. court share of OJW)	\$ 3,002,201
Municipalities & Counties Share of Fees & Fines Collected, DMV's share of OJW	\$ 6,600,748
Offender ID Fund (for Dept. of Public Safety)	\$ 612,687
Office of Dispute Resolution Fund	\$ 14,725
Persistent Drunk Driver Surcharge (for Dept. of Transportation, Revenue, Human Services)	\$ 1,479,150
Probation Supervision Fees (Judicial Offender Services Fund)	\$ 18,824,887
Restorative Justice Surcharge	\$ 783,155
Rural Alcohol and Substance Abuse Fund (for Dept. of Human Services)	\$ 89,527
Sex Offender Surcharge Fund (for Various Criminal Justice Agencies)	\$ 675,484
Substance-Affected Driving Data	\$ 20,490
Supreme Court Law Library Fund	\$ 533,032
Tax - Vital Statistics (for Dept. of Public Health and Environment)	\$ 80,941
Time Payment, Late Fees, Collection Costs (Judicial Collection Enhancement Fund)	\$ 6,661,593
Brain Injury Surcharges (for Dept. of Human Services)	\$ 919,252
Useful Public Service Fees Collected (Judicial Operated Programs only)	\$ 120,126
Subtotal	\$ 117,006,352
Percentage of Total	63%
TOTAL ALL CATEGORIES	\$ 184,932,369

* Victim Assistance and Victim Compensation totals exclude Federal grant funds and restitution received in these funds.

Chart H

Colorado Judicial Department Restitution Collections

(Principal Only)

District	County / Location	FY21		FY20		FY19		FY18	
1	Gilpin (Central City)	\$ 75,966	\$ 2,732,802	\$ 42,014	\$ 2,995,766	\$ 95,774	\$ 3,469,783	\$ 83,377	\$ 2,910,029
	Jefferson (Golden)	\$ 2,656,836		\$ 2,953,753		\$ 3,374,009		\$ 2,826,651	
2	Denver (District)	\$ 3,998,768	\$ 4,294,631	\$ 3,840,119	\$ 4,154,488	\$ 3,996,935	\$ 4,387,199	\$ 4,408,700	\$ 4,629,097
	Denver (Juvenile)	\$ 295,863		\$ 314,370		\$ 390,265		\$ 220,396	
3	Huerfano (Walsenburg)	\$ 33,422	\$ 100,510	\$ 34,961	\$ 97,516	\$ 18,439	\$ 84,699	\$ 43,704	\$ 112,643
	Las Animas (Trinidad)	\$ 67,089		\$ 62,555		\$ 66,260		\$ 68,938	
4	El Paso (Colo. Springs)	\$ 5,085,991	\$ 5,207,587	\$ 5,024,870	\$ 5,202,527	\$ 5,570,902	\$ 5,758,884	\$ 5,101,706	\$ 5,253,117
	Teller (Cripple Creek)	\$ 121,596		\$ 177,657		\$ 187,982		\$ 151,411	
5	Clear Creek (Georgetown)	\$ 51,903	\$ 1,002,099	\$ 40,227	\$ 742,696	\$ 56,340	\$ 763,250	\$ 37,794	\$ 894,603
	Eagle	\$ 566,353		\$ 347,390		\$ 363,886		\$ 447,865	
	Eagle (Basalt)	\$ 55,866		\$ 65,678		\$ 112,920		\$ 606	
	Lake (Leadville)	\$ 324,155		\$ 287,214		\$ 229,014		\$ 68,849	
	Summit (Breckenridge)	\$ 3,822		\$ 2,187		\$ 1,090		\$ 339,489	
6	Archuleta (Pagosa Springs)	\$ 53,143	\$ 729,100	\$ 51,971	\$ 289,153	\$ 84,963	\$ 323,695	\$ 79,903	\$ 361,567
	La Plata (Durango)	\$ 674,718		\$ 235,941		\$ 235,941		\$ 278,993	
	San Juan (Silverton)	\$ 1,239		\$ 1,240		\$ 2,791		\$ 2,671	
7	Delta	\$ 78,435	\$ 520,826	\$ 68,092	\$ 389,966	\$ 120,631	\$ 469,182	\$ 83,803	\$ 434,957
	Gunnison	\$ 178,153		\$ 108,008		\$ 108,493		\$ 114,203	
	Hinsdale (Lake City)	\$ 2,647		\$ 1,453		\$ 2,265		\$ 464	
	Montrose	\$ 183,818		\$ 168,714		\$ 196,916		\$ 194,151	
	Montrose (Nucla)	\$ 52,252		\$ 10,197		\$ 22,702		\$ 8,546	
	Ouray	\$ 24,801		\$ 33,085		\$ 17,797		\$ 29,170	
	San Miguel (Telluride)	\$ 720		\$ 417		\$ 378		\$ 4,620	
8	Jackson (Walden)	\$ 5,036	\$ 1,636,512	\$ 14,440	\$ 1,986,319	\$ 14,520	\$ 2,074,430	\$ 14,702	\$ 2,476,748
	Larimer (Ft. Collins)	\$ 1,541,660		\$ 1,869,707		\$ 1,923,144		\$ 2,346,940	
	Larimer (Loveland)	\$ 89,816		\$ 102,172		\$ 136,766		\$ 115,106	
9	Garfield (Glenwood Springs)	\$ 301,811.5	\$ 447,400.9	\$ 235,905	\$ 385,834	\$ 218,409	\$ 334,880	\$ 327,532	\$ 477,218
	Garfield (Rifle)	\$ 105,550.6		\$ 117,657		\$ 64,679		\$ 102,499	
	Pitkin (Aspen)	\$ 20,062.2		\$ 17,138		\$ 31,966		\$ 29,605	
	Rio Blanco (Meeker)	\$ 15,585.0		\$ 10,552		\$ 17,236		\$ 11,626	
Rio Blanco (Rangely)	\$ 4,391.5	\$ 4,582	\$ 2,591	\$ 5,957					
10	Pueblo	\$ 790,802	\$ 790,802	\$ 765,005	\$ 765,005	\$ 647,894	\$ 647,894	\$ 625,543	\$ 625,543
11	Chaffee (Salida)	\$ 108,985	\$ 362,473	\$ 106,429	\$ 333,863	\$ 212,491	\$ 505,542	\$ 141,814	\$ 448,683
	Custer (Westcliffe)	\$ 10,997		\$ 12,718		\$ 9,900		\$ 19,389	
	Fremont (Canon City)	\$ 177,726		\$ 168,444		\$ 211,844		\$ 216,918	
	Park (Fairplay)	\$ 64,765		\$ 46,272		\$ 71,307		\$ 70,562	
12	Alamosa	\$ 135,648	\$ 284,388	\$ 165,626	\$ 324,754	\$ 115,203	\$ 323,623	\$ 157,623	\$ 373,246
	Conejos	\$ 34,728		\$ 36,649		\$ 59,458		\$ 45,464	
	Costilla (San Luis)	\$ 19,057		\$ 12,822		\$ 9,844		\$ 14,100	
	Mineral (Creede)	\$ 2,170		\$ 1,225		\$ 2,274		\$ 2,885	
	Rio Grande (Del Norte)	\$ 51,336		\$ 72,123		\$ 82,990		\$ 71,475	
	Saguache	\$ 41,449		\$ 36,310		\$ 53,854		\$ 81,699	
13	Kit Carson (Burlington)	\$ 26,518	\$ 463,769	\$ 44,068	\$ 429,432	\$ 25,141	\$ 384,698	\$ 22,432	\$ 422,190
	Logan (Sterling)	\$ 125,736		\$ 142,080		\$ 107,506		\$ 151,325	
	Morgan (Ft. Morgan)	\$ 219,425		\$ 171,118		\$ 157,067		\$ 177,436	
	Phillips (Holyoke)	\$ 33,515		\$ 9,762		\$ 36,322		\$ 15,664	
	Sedgwick (Julesburg)	\$ 9,343		\$ 19,252		\$ 17,846		\$ 6,136	
	Washington (Akron)	\$ 11,407		\$ 9,722		\$ 13,529		\$ 27,211	
Yuma (Wray)	\$ 37,825	\$ 33,429	\$ 27,286	\$ 21,985					
14	Grand (Hot Sulphur Springs)	\$ 116,843	\$ 266,242	\$ 113,805	\$ 296,573	\$ 115,496	\$ 283,520	\$ 179,112	\$ 378,678
	Moffat (Craig)	\$ 84,874		\$ 101,809		\$ 79,866		\$ 84,618	
	Routt (Steamboat)	\$ 64,525		\$ 80,960		\$ 88,157		\$ 114,948	
15	Baca (Springfield)	\$ 14,580	\$ 89,885	\$ 15,757	\$ 120,181	\$ 13,021	\$ 229,689	\$ 35,567	\$ 136,515
	Cheyenne (Cheyenne Wells)	\$ 2,771		\$ 8,536		\$ 20,518		\$ 1,463	
	Kiowa (Eads)	\$ 4,214		\$ 5,273		\$ 9,065		\$ 3,954	
16	Prowers (Lamar)	\$ 68,320	\$ 127,680	\$ 90,615	\$ 103,910	\$ 187,082	\$ 171,616	\$ 95,532	\$ 127,869
	Bent (Las Animas)	\$ 24,767		\$ 16,169		\$ 19,308		\$ 18,362	
	Crowley (Ordway)	\$ 11,935		\$ 13,748		\$ 16,505		\$ 16,582	
17	Otero (Lafunta)	\$ 90,978	\$ 2,874,008	\$ 73,993	\$ 2,959,341	\$ 135,803	\$ 3,449,241	\$ 92,925	\$ 3,350,316
	Adams (Brighton)	\$ 2,627,485		\$ 2,754,749		\$ 3,069,064		\$ 3,144,244	
18	Broomfield County	\$ 246,523	\$ 8,117,894	\$ 204,592	\$ 4,523,236	\$ 380,177	\$ 4,850,636	\$ 206,072	\$ 5,018,727
	Arapahoe	\$ 3,484,960		\$ 3,169,933		\$ 3,105,930		\$ 3,408,138	
	Douglas (Castle Rock)	\$ 4,536,236		\$ 1,213,324		\$ 1,561,698		\$ 1,466,125	
	Elbert (Kiowa)	\$ 65,064		\$ 92,860		\$ 153,363		\$ 105,235	
Lincoln (Hugo)	\$ 31,633	\$ 47,120	\$ 29,644	\$ 39,229					
19	Weld (Greeley)	\$ 1,372,636	\$ 1,372,636	\$ 1,596,852	\$ 1,596,852	\$ 1,693,278	\$ 1,693,278	\$ 1,763,247	\$ 1,763,247
20	Boulder	\$ 1,522,995	\$ 1,621,291	\$ 1,300,569	\$ 1,415,138	\$ 1,401,294	\$ 1,517,457	\$ 1,362,125	\$ 1,457,682
	Boulder (Longmont)	\$ 98,296		\$ 114,569		\$ 116,163		\$ 95,557	
21	Mesa (Grand Junction)	\$ 1,017,135	\$ 1,017,135	\$ 1,055,998	\$ 1,055,998	\$ 1,194,642	\$ 1,194,642	\$ 1,184,097	\$ 1,184,097
22	Dolores (Dove Creek)	\$ 9,846	\$ 206,719	\$ 13,644	\$ 152,236	\$ 9,621	\$ 215,112	\$ 11,051	\$ 220,057
	Montezuma (Cortez)	\$ 196,873		\$ 138,593		\$ 205,491		\$ 209,006	
Statewide Totals		\$ 34,266,390		\$ 30,320,785		\$ 33,132,952		\$ 33,056,826	

Note: Excludes Interest

Restitution Assessments and Totals Collected to Date

Colorado County and District Courts (Does not include the City and County of Denver Court)

As of September 30, 2021 (Excludes Joint Several and Interest)

Chart I

Fiscal Year >>		FY17						FY18					
District	Category	Cases with Restitution Orders	Cases Paid in Full	% Cases Paid in Full	Restitution Assessed	Paid as of 9/30/2021	% Dollars Paid as of 9/30/2021	Cases with Restitution Orders	Cases Paid in Full	% Cases Paid in Full	Restitution Assessed	Paid as of 9/30/2021	% Dollars Paid as of 9/30/2021
1	a. \$1,000 or less	502	340	68%	\$ 200,554	\$ 144,984	72%	385	276	72%	\$ 167,331	\$ 123,667	74%
	b. \$1,001 - \$5,000	259	127	49%	\$ 607,442	\$ 347,810	57%	234	118	50%	\$ 540,916	\$ 304,444	56%
	c. \$5,001 - \$25,000	116	43	37%	\$ 1,216,428	\$ 521,196	43%	109	34	31%	\$ 1,233,376	\$ 482,016	39%
	d. \$25,001 - \$100,000	19	4	21%	\$ 830,925	\$ 242,243	29%	25	5	20%	\$ 1,157,093	\$ 333,509	29%
	e. \$100,001 - \$1,000,000	2		0%	\$ 819,610	\$ 15,515	2%	11		0%	\$ 3,400,549	\$ 172,783	5%
	f. Over \$1,000,000	1		0%	\$ 1,563,755	\$ 6,584	0%	1		0%	\$ 1,296,295	\$ 3,634	0%
1 Total		899	514	57%	\$ 5,238,714	\$ 1,278,332	24%	765	433	57%	\$ 7,795,560	\$ 1,420,053	18%
2	a. \$1,000 or less	278	128	46%	\$ 120,605	\$ 57,199	47%	272	114	42%	\$ 116,653	\$ 54,367	47%
	b. \$1,001 - \$5,000	278	84	30%	\$ 671,643	\$ 253,586	38%	322	93	29%	\$ 771,831	\$ 295,870	38%
	c. \$5,001 - \$25,000	138	34	25%	\$ 1,433,723	\$ 539,973	38%	164	42	26%	\$ 1,854,477	\$ 672,392	36%
	d. \$25,001 - \$100,000	35	4	11%	\$ 1,615,521	\$ 396,856	25%	28	3	11%	\$ 1,288,565	\$ 254,969	20%
	e. \$100,001 - \$1,000,000	16		0%	\$ 6,104,429	\$ 385,696	6%	8		0%	\$ 2,463,720	\$ 312,164	13%
	f. Over \$1,000,000	1		0%	\$ 1,665,483	\$ 66,499	4%	1		0%	\$ 2,927,952	\$ 148	0%
2 Total		746	250	34%	\$ 11,611,404	\$ 1,699,809	15%	795	252	32%	\$ 9,423,198	\$ 1,589,908	17%
3	a. \$1,000 or less	38	26	68%	\$ 8,632	\$ 6,469	75%	51	30	59%	\$ 13,607	\$ 8,193	60%
	b. \$1,001 - \$5,000	6	3	50%	\$ 13,571	\$ 7,232	53%	13	5	38%	\$ 25,180	\$ 11,975	48%
	c. \$5,001 - \$25,000	2	1	50%	\$ 11,373	\$ 10,186	90%	4	2	50%	\$ 28,982	\$ 15,933	55%
	d. \$25,001 - \$100,000	1	1	100%	\$ 36,889	\$ 36,889	100%	1		0%	\$ 79,566	\$ 14,187	18%
3 Total		47	31	66%	\$ 70,465	\$ 60,776	86%	69	37	54%	\$ 147,334	\$ 50,288	34%
4	a. \$1,000 or less	951	611	64%	\$ 335,228	\$ 221,097	66%	901	522	58%	\$ 362,430	\$ 226,624	63%
	b. \$1,001 - \$5,000	506	203	40%	\$ 1,248,463	\$ 555,323	44%	515	204	40%	\$ 1,240,435	\$ 563,633	45%
	c. \$5,001 - \$25,000	260	54	21%	\$ 2,713,928	\$ 692,090	26%	277	42	15%	\$ 2,950,068	\$ 685,719	23%
	d. \$25,001 - \$100,000	60	6	10%	\$ 2,817,609	\$ 503,955	18%	66	6	9%	\$ 3,177,657	\$ 499,219	16%
	e. \$100,001 - \$1,000,000	17		0%	\$ 4,263,181	\$ 45,258	1%	14		0%	\$ 4,040,681	\$ 93,412	2%
	f. Over \$1,000,000	1		0%	\$ 1,088,798	\$ 3,146	0%						
4 Total		1,795	874	49%	\$ 12,467,207	\$ 2,020,868	16%	1,773	774	44%	\$ 11,771,271	\$ 2,068,608	18%

Restitution Assessments and Totals Collected to Date
 Colorado County and District Courts (Does not include the City and County of Denver Court)
 As of September 30, 2021 (Excludes Joint Several and Interest)

Chart I

Fiscal Year >>		FY17						FY18					
District	Category	Cases with Restitution Orders	Cases Paid in Full	% Cases Paid in Full	Restitution Assessed	Paid as of 9/30/2021	% Dollars Paid as of 9/30/2021	Cases with Restitution Orders	Cases Paid in Full	% Cases Paid in Full	Restitution Assessed	Paid as of 9/30/2021	% Dollars Paid as of 9/30/2021
5	a. \$1,000 or less	77	63	82%	\$ 32,730	\$ 28,615	87%	95	72	76%	\$ 39,392	\$ 30,513	77%
	b. \$1,001 - \$5,000	75	50	67%	\$ 178,087	\$ 135,404	76%	39	28	72%	\$ 84,700	\$ 68,431	81%
	c. \$5,001 - \$25,000	29	20	69%	\$ 403,726	\$ 303,673	75%	24	11	46%	\$ 314,055	\$ 174,645	56%
	d. \$25,001 - \$100,000	15	9	60%	\$ 693,268	\$ 457,701	66%	5	2	40%	\$ 218,595	\$ 81,196	37%
	e. \$100,001 - \$1,000,000	1		0%	\$ 500,000	\$ 726	0%	2	1	50%	\$ 442,139	\$ 150,234	34%
5 Total		197	142	72%	\$ 1,807,812	\$ 926,118	51%	165	114	69%	\$ 1,098,881	\$ 505,019	46%
6	a. \$1,000 or less	71	53	75%	\$ 29,546	\$ 22,062	75%	82	56	68%	\$ 36,771	\$ 27,312	74%
	b. \$1,001 - \$5,000	48	26	54%	\$ 109,159	\$ 68,594	63%	33	19	58%	\$ 73,265	\$ 41,632	57%
	c. \$5,001 - \$25,000	21	10	48%	\$ 206,073	\$ 106,410	52%	12	2	17%	\$ 131,215	\$ 31,556	24%
	d. \$25,001 - \$100,000	3		0%	\$ 191,390	\$ 12,187	6%	4		0%	\$ 172,083	\$ 45,257	26%
	e. \$100,001 - \$1,000,000												
6 Total		143	89	62%	\$ 536,168	\$ 209,252	39%	131	77	59%	\$ 413,334	\$ 145,757	35%
7	a. \$1,000 or less	106	76	72%	\$ 38,935	\$ 26,568	68%	91	58	64%	\$ 36,671	\$ 20,330	55%
	b. \$1,001 - \$5,000	48	27	56%	\$ 107,197	\$ 67,833	63%	45	16	36%	\$ 99,120	\$ 38,555	39%
	c. \$5,001 - \$25,000	14	7	50%	\$ 114,847	\$ 73,602	64%	25	8	32%	\$ 310,967	\$ 137,990	44%
	d. \$25,001 - \$100,000	2	1	50%	\$ 66,762	\$ 26,491	40%	2		0%	\$ 137,578	\$ 599	0%
	e. \$100,001 - \$1,000,000												
	f. Over \$1,000,000												
7 Total		170	111	65%	\$ 327,741	\$ 194,493	59%	163	82	50%	\$ 584,337	\$ 197,473	34%
8	a. \$1,000 or less	391	303	77%	\$ 135,963	\$ 108,663	80%	405	294	73%	\$ 142,636	\$ 109,323	77%
	b. \$1,001 - \$5,000	189	104	55%	\$ 473,187	\$ 298,945	63%	164	85	52%	\$ 410,886	\$ 248,116	60%
	c. \$5,001 - \$25,000	82	31	38%	\$ 834,354	\$ 400,012	48%	81	23	28%	\$ 834,635	\$ 312,938	37%
	d. \$25,001 - \$100,000	10	2	20%	\$ 508,901	\$ 199,656	39%	12	5	42%	\$ 625,690	\$ 302,274	48%
	e. \$100,001 - \$1,000,000							4		0%	\$ 1,897,327	\$ 34,024	2%
	f. Over \$1,000,000												
8 Total		672	440	65%	\$ 1,952,405	\$ 1,007,276	52%	666	407	61%	\$ 3,911,175	\$ 1,006,675	26%
9	a. \$1,000 or less	81	52	64%	\$ 37,602	\$ 24,161	64%	77	53	69%	\$ 29,235	\$ 23,635	81%
	b. \$1,001 - \$5,000	68	30	44%	\$ 174,218	\$ 80,062	46%	62	35	56%	\$ 137,711	\$ 86,351	63%
	c. \$5,001 - \$25,000	14	3	21%	\$ 177,352	\$ 58,945	33%	26	6	23%	\$ 263,161	\$ 83,511	32%
	d. \$25,001 - \$100,000	3	2	67%	\$ 145,480	\$ 103,917	71%	4	2	50%	\$ 176,843	\$ 113,973	64%
	e. \$100,001 - \$1,000,000	2		0%	\$ 459,749	\$ 8,477	2%	2		0%	\$ 735,162	\$ 395	0%
9 Total		168	87	52%	\$ 994,402	\$ 275,562	28%	171	96	56%	\$ 1,342,112	\$ 307,865	23%

Restitution Assessments and Totals Collected to Date

Colorado County and District Courts (Does not include the City and County of Denver Court)

As of September 30, 2021 (Excludes Joint Several and Interest)

Chart I

Fiscal Year >>		FY17						FY18					
District	Category	Cases with Restitution Orders	Cases Paid in Full	% Cases Paid in Full	Restitution Assessed	Paid as of 9/30/2021	% Dollars Paid as of 9/30/2021	Cases with Restitution Orders	Cases Paid in Full	% Cases Paid in Full	Restitution Assessed	Paid as of 9/30/2021	% Dollars Paid as of 9/30/2021
10	a. \$1,000 or less	207	104	50%	\$ 75,733	\$ 40,845	54%	187	107	57%	\$ 79,125	\$ 48,812	62%
	b. \$1,001 - \$5,000	105	32	30%	\$ 251,772	\$ 98,085	39%	101	34	34%	\$ 231,973	\$ 92,761	40%
	c. \$5,001 - \$25,000	45	14	31%	\$ 439,915	\$ 171,748	39%	52		0%	\$ 558,059	\$ 78,814	14%
	d. \$25,001 - \$100,000	6		0%	\$ 245,798	\$ 19,566	8%	6		0%	\$ 282,820	\$ 27,841	10%
	e. \$100,001 - \$1,000,000	1		0%	\$ 182,825	\$ -	0%						
10 Total		364	150	41%	\$ 1,196,043	\$ 330,244	28%	346	141	41%	\$ 1,151,976	\$ 248,228	22%
11	a. \$1,000 or less	109	70	64%	\$ 37,208	\$ 25,130	68%	104	56	54%	\$ 33,866	\$ 16,758	49%
	b. \$1,001 - \$5,000	49	32	65%	\$ 102,278	\$ 76,124	74%	56	30	54%	\$ 139,500	\$ 80,577	58%
	c. \$5,001 - \$25,000	14	10	71%	\$ 137,058	\$ 94,666	69%	14	6	43%	\$ 158,866	\$ 81,374	51%
	d. \$25,001 - \$100,000	2		0%	\$ 82,341	\$ 3,426	4%						
	e. \$100,001 - \$1,000,000	2		0%	\$ 298,599	\$ 230	0%						
11 Total		176	112	64%	\$ 657,484	\$ 199,575	30%	174	92	53%	\$ 332,232	\$ 178,709	54%
12	a. \$1,000 or less	58	35	60%	\$ 18,237	\$ 12,304	67%	73	44	60%	\$ 27,942	\$ 17,471	63%
	b. \$1,001 - \$5,000	40	16	40%	\$ 89,300	\$ 35,621	40%	42	21	50%	\$ 90,999	\$ 47,295	52%
	c. \$5,001 - \$25,000	12	4	33%	\$ 150,798	\$ 63,210	42%	13	3	23%	\$ 142,419	\$ 40,890	29%
	d. \$25,001 - \$100,000							4	1	25%	\$ 223,209	\$ 51,549	23%
	e. \$100,001 - \$1,000,000	1		0%	\$ 129,470	\$ 110,000	85%						
12 Total		111	55	50%	\$ 387,806	\$ 221,135	57%	132	69	52%	\$ 484,568	\$ 157,204	32%
13	a. \$1,000 or less	86	64	74%	\$ 27,803	\$ 20,787	75%	55	30	55%	\$ 20,314	\$ 11,437	56%
	b. \$1,001 - \$5,000	38	14	37%	\$ 88,052	\$ 41,410	47%	39	23	59%	\$ 96,411	\$ 58,686	61%
	c. \$5,001 - \$25,000	21	6	29%	\$ 239,754	\$ 88,077	37%	14	4	29%	\$ 157,166	\$ 54,327	35%
	d. \$25,001 - \$100,000	1	1	100%	\$ 29,748	\$ 29,748	100%	5	1	20%	\$ 170,126	\$ 45,233	27%
	e. \$100,001 - \$1,000,000	3		0%	\$ 509,457	\$ 16,034	3%	1		0%	\$ 601,483	\$ 7,040	1%
13 Total		149	85	57%	\$ 894,813	\$ 196,055	22%	114	58	51%	\$ 1,045,501	\$ 176,722	17%
14	a. \$1,000 or less	54	47	87%	\$ 19,816	\$ 17,791	90%	57	45	79%	\$ 19,677	\$ 15,074	77%
	b. \$1,001 - \$5,000	20	10	50%	\$ 41,980	\$ 24,437	58%	28	20	71%	\$ 57,354	\$ 39,981	70%
	c. \$5,001 - \$25,000	9	2	22%	\$ 68,925	\$ 26,237	38%	8	4	50%	\$ 69,669	\$ 38,000	55%
	d. \$25,001 - \$100,000	1		0%	\$ 44,611	\$ 1,067	2%	3	1	33%	\$ 147,250	\$ 35,844	24%
	e. \$100,001 - \$1,000,000	1		0%	\$ 120,000	\$ 1,278	1%						
14 Total		85	59	69%	\$ 295,331	\$ 70,810	24%	96	70	73%	\$ 293,951	\$ 128,899	44%

Restitution Assessments and Totals Collected to Date

Colorado County and District Courts (Does not include the City and County of Denver Court)

As of September 30, 2021 (Excludes Joint Several and Interest)

Chart I

Fiscal Year >>		FY17						FY18						
District	Category	Cases with Restitution Orders	Cases Paid in Full	% Cases Paid in Full	Restitution Assessed	Paid as of 9/30/2021	% Dollars Paid as of 9/30/2021	Cases with Restitution Orders	Cases Paid in Full	% Cases Paid in Full	Restitution Assessed	Paid as of 9/30/2021	% Dollars Paid as of 9/30/2021	
15	a. \$1,000 or less	62	45	73%	\$ 16,110	\$ 11,566	72%	46	27	59%	\$ 13,003	\$ 6,387	49%	
	b. \$1,001 - \$5,000	13	8	62%	\$ 26,233	\$ 19,280	73%	10	4	40%	\$ 22,100	\$ 9,224	42%	
	c. \$5,001 - \$25,000	6		0%	\$ 75,208	\$ 8,508	11%	5		0%	\$ 53,784	\$ 5,736	11%	
	d. \$25,001 - \$100,000	2	2	100%	\$ 107,683	\$ 107,683	100%							
	e. \$100,001 - \$1,000,000							1	1	100%	\$ 122,643	\$ 122,643	100%	
15 Total		83	55	66%	\$ 225,233	\$ 147,037	65%	62	32	52%	\$ 211,530	\$ 143,990	68%	
16	a. \$1,000 or less	56	34	61%	\$ 16,676	\$ 9,608	58%	26	16	62%	\$ 7,838	\$ 4,297	55%	
	b. \$1,001 - \$5,000	13	5	38%	\$ 29,842	\$ 12,759	43%	10	1	10%	\$ 28,879	\$ 6,663	23%	
	c. \$5,001 - \$25,000	4	1	25%	\$ 39,715	\$ 13,458	34%	3		0%	\$ 21,645	\$ 3,261	15%	
	d. \$25,001 - \$100,000	4		0%	\$ 181,975	\$ 52,206	29%							
	e. \$100,001 - \$1,000,000							1		0%	\$ 110,122	\$ 492	0%	
16 Total		77	40	52%	\$ 268,208	\$ 88,031	33%	40	17	43%	\$ 168,484	\$ 14,714	9%	
17	a. \$1,000 or less	613	380	62%	\$ 273,420	\$ 180,014	66%	591	349	59%	\$ 281,112	\$ 177,776	63%	
	b. \$1,001 - \$5,000	377	187	50%	\$ 875,618	\$ 514,912	59%	371	150	40%	\$ 919,534	\$ 453,241	49%	
	c. \$5,001 - \$25,000	157	49	31%	\$ 1,637,056	\$ 697,577	43%	181	48	27%	\$ 1,900,240	\$ 682,024	36%	
	d. \$25,001 - \$100,000	32	6	19%	\$ 1,461,072	\$ 334,000	23%	30	5	17%	\$ 1,310,271	\$ 329,106	25%	
	e. \$100,001 - \$1,000,000	7		0%	\$ 1,346,031	\$ 14,828	1%	10	1	10%	\$ 2,381,828	\$ 220,249	9%	
17 Total		1,186	622	52%	\$ 5,593,197	\$ 1,741,331	31%	1,183	553	47%	\$ 6,792,985	\$ 1,862,396	27%	
18	a. \$1,000 or less	626	461	74%	\$ 263,638	\$ 203,535	77%	551	370	67%	\$ 246,769	\$ 171,678	70%	
	b. \$1,001 - \$5,000	365	200	55%	\$ 867,401	\$ 507,536	59%	341	163	48%	\$ 793,585	\$ 409,060	52%	
	c. \$5,001 - \$25,000	160	63	39%	\$ 1,730,930	\$ 815,164	47%	160	55	34%	\$ 1,705,428	\$ 796,457	47%	
	d. \$25,001 - \$100,000	34	5	15%	\$ 1,506,550	\$ 347,279	23%	27	6	22%	\$ 1,035,591	\$ 344,776	33%	
	e. \$100,001 - \$1,000,000	6	1	17%	\$ 1,233,960	\$ 155,718	13%	8	1	13%	\$ 1,926,196	\$ 259,635	13%	
	f. Over \$1,000,000	2		0%	\$ 3,422,101	\$ 8,654	0%							
18 Total		1,193	730	61%	\$ 9,024,579	\$ 2,037,885	23%	1,087	595	55%	\$ 5,707,568	\$ 1,981,607	35%	
19	a. \$1,000 or less	259	167	64%	\$ 102,012	\$ 67,985	67%	212	133	63%	\$ 80,037	\$ 50,070	63%	
	b. \$1,001 - \$5,000	154	74	48%	\$ 398,958	\$ 223,751	56%	121	51	42%	\$ 306,773	\$ 162,827	53%	
	c. \$5,001 - \$25,000	59	20	34%	\$ 610,393	\$ 231,633	38%	62	24	39%	\$ 686,436	\$ 344,516	50%	
	d. \$25,001 - \$100,000	13	1	8%	\$ 544,278	\$ 124,776	23%	12	2	17%	\$ 547,925	\$ 118,915	22%	
	e. \$100,001 - \$1,000,000	4		0%	\$ 1,078,917	\$ 17,236	2%	1		0%	\$ 237,588	\$ 119	0%	
19 Total		489	262	54%	\$ 2,734,559	\$ 665,381	24%	408	210	51%	\$ 1,858,759	\$ 676,446	36%	

Restitution Assessments and Totals Collected to Date
 Colorado County and District Courts (Does not include the City and County of Denver Court)
 As of September 30, 2021 (Excludes Joint Several and Interest)

Chart I

Fiscal Year >>		FY17						FY18					
District	Category	Cases with Restitution Orders	Cases Paid in Full	% Cases Paid in Full	Restitution Assessed	Paid as of 9/30/2021	% Dollars Paid as of 9/30/2021	Cases with Restitution Orders	Cases Paid in Full	% Cases Paid in Full	Restitution Assessed	Paid as of 9/30/2021	% Dollars Paid as of 9/30/2021
20	a. \$1,000 or less	261	185	71%	\$ 101,369	\$ 76,938	76%	273	158	58%	\$ 103,626	\$ 63,324	61%
	b. \$1,001 - \$5,000	167	85	51%	\$ 385,243	\$ 214,037	56%	194	86	44%	\$ 463,048	\$ 230,080	50%
	c. \$5,001 - \$25,000	63	17	27%	\$ 639,516	\$ 227,420	36%	82	19	23%	\$ 894,809	\$ 261,514	29%
	d. \$25,001 - \$100,000	11	2	18%	\$ 553,852	\$ 146,693	26%	4	1	25%	\$ 293,030	\$ 111,087	38%
	e. \$100,001 - \$1,000,000	5	1	20%	\$ 1,564,141	\$ 210,496	13%	2		0%	\$ 283,971	\$ 841	0%
	f. Over \$1,000,000												
20 Total		507	290	57%	\$ 3,244,121	\$ 875,584	27%	555	264	48%	\$ 2,038,485	\$ 666,846	33%
21	a. \$1,000 or less	288	207	72%	\$ 94,657	\$ 69,392	73%	304	207	68%	\$ 93,253	\$ 64,671	69%
	b. \$1,001 - \$5,000	122	56	46%	\$ 305,369	\$ 167,266	55%	130	60	46%	\$ 310,033	\$ 160,548	52%
	c. \$5,001 - \$25,000	37	11	30%	\$ 388,030	\$ 161,245	42%	50	13	26%	\$ 509,781	\$ 203,723	40%
	d. \$25,001 - \$100,000	9		0%	\$ 556,961	\$ 63,574	11%	5	1	20%	\$ 218,017	\$ 99,887	46%
	e. \$100,001 - \$1,000,000	2		0%	\$ 276,189	\$ 9,171	3%						
21 Total		458	274	60%	\$ 1,621,206	\$ 470,648	29%	489	281	57%	\$ 1,131,085	\$ 528,829	47%
22	a. \$1,000 or less	37	22	59%	\$ 15,076	\$ 9,258	61%	37	19	51%	\$ 15,558	\$ 10,227	66%
	b. \$1,001 - \$5,000	39	25	64%	\$ 87,165	\$ 62,375	72%	36	19	53%	\$ 73,270	\$ 43,678	60%
	c. \$5,001 - \$25,000	13	5	38%	\$ 118,105	\$ 63,340	54%	14	6	43%	\$ 110,378	\$ 46,052	42%
	d. \$25,001 - \$100,000							4	1	25%	\$ 126,899	\$ 45,350	36%
	e. \$100,001 - \$1,000,000	1		0%	\$ 343,358	\$ -	0%						
22 Total		90	52	58%	\$ 563,703	\$ 134,973	24%	91	45	49%	\$ 326,105	\$ 145,307	45%
Statewide	a. \$1,000 or less	5,211	3,473	67%	\$ 2,001,548	\$ 1,384,968	69%	4,875	3,036	62%	\$ 1,966,847	\$ 1,281,946	65%
	b. \$1,001 - \$5,000	2,979	1,398	47%	\$ 7,132,177	\$ 3,812,382	53%	2,906	1,265	44%	\$ 6,917,504	\$ 3,453,627	50%
	c. \$5,001 - \$25,000	1,276	405	32%	\$ 13,387,207	\$ 5,368,368	40%	1,380	352	26%	\$ 14,889,615	\$ 5,233,388	35%
	d. \$25,001 - \$100,000	263	46	17%	\$ 12,221,614	\$ 3,209,911	26%	247	42	17%	\$ 11,388,808	\$ 2,854,770	25%
	e. \$100,001 - \$1,000,000	71	2	3%	\$ 19,229,916	\$ 990,663	5%	65	4	6%	\$ 18,643,409	\$ 1,374,031	7%
	f. Over \$1,000,000	5		0%	\$ 7,740,137	\$ 84,883	1%	2		0%	\$ 4,224,247	\$ 3,782	0%
Grand Total		9,805	5,324	54%	\$ 61,712,598	\$ 14,851,175	24%	9,475	4,699	50%	\$ 58,030,431	\$ 14,201,544	24%

Restitution Assessments and Totals Collected to Date
 Colorado County and District Courts (Does not include the City and County of Denver Court)
 As of September 30, 2021 (Excludes Joint Several and Interest)

Chart I

Fiscal Year >>		FY19						FY20					
District	Category	Cases with Restitution Orders	Cases Paid in Full	% Cases Paid in Full	Restitution Assessed	Paid as of 9/30/2021	% Dollars Paid as of 9/30/2021	Cases with Restitution Orders	Cases Paid in Full	% Cases Paid in Full	Restitution Assessed	Paid as of 9/30/2021	% Dollars Paid as of 9/30/2021
1	a. \$1,000 or less	439	269	61%	\$ 205,041	\$ 127,666	62%	403	211	52%	\$ 172,573	\$ 99,237	58%
	b. \$1,001 - \$5,000	241	104	43%	\$ 576,031	\$ 281,727	49%	213	84	39%	\$ 488,252	\$ 217,493	45%
	c. \$5,001 - \$25,000	102	27	26%	\$ 1,090,992	\$ 382,015	35%	105	26	25%	\$ 1,040,775	\$ 341,490	33%
	d. \$25,001 - \$100,000	24	5	21%	\$ 1,281,014	\$ 375,748	29%	13	2	15%	\$ 611,005	\$ 149,898	25%
	e. \$100,001 - \$1,000,000	8	1	13%	\$ 1,208,643	\$ 255,754	21%	6		0%	\$ 1,520,374	\$ 49,349	3%
	f. Over \$1,000,000	2		0%	\$ 2,692,469	\$ 689	0%						
1 Total		816	406	50%	\$ 7,054,190	\$ 1,423,601	20%	740	323	44%	\$ 3,832,979	\$ 857,467	22%
2	a. \$1,000 or less	265	87	33%	\$ 121,200	\$ 50,075	41%	238	64	27%	\$ 106,880	\$ 31,538	30%
	b. \$1,001 - \$5,000	313	77	25%	\$ 760,098	\$ 235,932	31%	267	42	16%	\$ 638,104	\$ 144,440	23%
	c. \$5,001 - \$25,000	207	24	12%	\$ 2,116,544	\$ 475,574	22%	163	19	12%	\$ 1,724,099	\$ 245,830	14%
	d. \$25,001 - \$100,000	33	2	6%	\$ 1,662,131	\$ 264,946	16%	34	3	9%	\$ 1,436,999	\$ 162,154	11%
	e. \$100,001 - \$1,000,000	10	2	20%	\$ 2,182,817	\$ 401,213	18%	15		0%	\$ 4,115,009	\$ 272,932	7%
	f. Over \$1,000,000	1		0%	\$ 1,185,213	\$ -	0%	1		0%	\$ 1,372,176	\$ -	0%
2 Total		829	192	23%	\$ 8,028,003	\$ 1,427,740	18%	718	128	18%	\$ 9,393,268	\$ 856,894	9%
3	a. \$1,000 or less	23	5	22%	\$ 4,936	\$ 797	16%	18	6	33%	\$ 5,603	\$ 2,394	43%
	b. \$1,001 - \$5,000	10	7	70%	\$ 22,352	\$ 17,464	78%	9	5	56%	\$ 17,688	\$ 9,849	56%
	c. \$5,001 - \$25,000	6		0%	\$ 63,175	\$ 2,176	3%	8	2	25%	\$ 85,684	\$ 19,882	23%
	d. \$25,001 - \$100,000												
3 Total		39	12	31%	\$ 90,462	\$ 20,436	23%	35	13	37%	\$ 108,975	\$ 32,124	29%
4	a. \$1,000 or less	834	458	55%	\$ 336,315	\$ 208,017	62%	740	292	39%	\$ 286,323	\$ 128,797	45%
	b. \$1,001 - \$5,000	569	180	32%	\$ 1,365,013	\$ 520,865	38%	582	156	27%	\$ 1,326,214	\$ 418,729	32%
	c. \$5,001 - \$25,000	286	46	16%	\$ 2,934,113	\$ 586,762	20%	302	27	9%	\$ 3,219,011	\$ 426,994	13%
	d. \$25,001 - \$100,000	62		0%	\$ 2,841,487	\$ 129,142	5%	56	3	5%	\$ 2,520,361	\$ 184,696	7%
	e. \$100,001 - \$1,000,000	16		0%	\$ 3,226,661	\$ 15,440	0%	18		0%	\$ 3,553,102	\$ 40,845	1%
	f. Over \$1,000,000	1		0%	\$ 1,281,885	\$ 1,865	0%	3		0%	\$ 18,505,623	\$ 685	0%
4 Total		1,768	684	39%	\$ 11,985,473	\$ 1,462,090	12%	1,701	478	28%	\$ 29,410,632	\$ 1,200,745	4%

Restitution Assessments and Totals Collected to Date

Colorado County and District Courts (Does not include the City and County of Denver Court)

As of September 30, 2021 (Excludes Joint Several and Interest)

Chart I

Fiscal Year >>		FY19						FY20					
District	Category	Cases with Restitution Orders	Cases Paid in Full	% Cases Paid in Full	Restitution Assessed	Paid as of 9/30/2021	% Dollars Paid as of 9/30/2021	Cases with Restitution Orders	Cases Paid in Full	% Cases Paid in Full	Restitution Assessed	Paid as of 9/30/2021	% Dollars Paid as of 9/30/2021
5	a. \$1,000 or less	91	60	66%	\$ 36,163	\$ 26,433	73%	90	64	71%	\$ 41,769	\$ 28,235	68%
	b. \$1,001 - \$5,000	66	42	64%	\$ 155,696	\$ 105,076	67%	41	17	41%	\$ 98,130	\$ 52,096	53%
	c. \$5,001 - \$25,000	24	5	21%	\$ 256,204	\$ 62,457	24%	21	7	33%	\$ 220,270	\$ 83,241	38%
	d. \$25,001 - \$100,000	6	5	83%	\$ 195,492	\$ 176,827	90%	10	3	30%	\$ 618,681	\$ 261,208	42%
	e. \$100,001 - \$1,000,000	2		0%	\$ 327,030	\$ 3,970	1%						
5 Total		189	112	59%	\$ 970,586	\$ 374,764	39%	162	91	56%	\$ 978,849	\$ 424,780	43%
6	a. \$1,000 or less	53	37	70%	\$ 23,615	\$ 17,985	76%	64	31	48%	\$ 29,179	\$ 16,785	58%
	b. \$1,001 - \$5,000	27	15	56%	\$ 59,305	\$ 32,508	55%	38	20	53%	\$ 95,584	\$ 52,698	55%
	c. \$5,001 - \$25,000	10	3	30%	\$ 95,800	\$ 25,194	26%	14	3	21%	\$ 118,718	\$ 37,752	32%
	d. \$25,001 - \$100,000	2		0%	\$ 110,436	\$ 424	0%	1		0%	\$ 43,752	\$ -	0%
	e. \$100,001 - \$1,000,000	1		0%	\$ 530,632	\$ 2,267	0%						
6 Total		93	55	59%	\$ 819,788	\$ 78,378	10%	117	54	46%	\$ 287,233	\$ 107,236	37%
7	a. \$1,000 or less	108	67	62%	\$ 45,430	\$ 28,333	62%	68	41	60%	\$ 23,794	\$ 14,747	62%
	b. \$1,001 - \$5,000	39	20	51%	\$ 84,027	\$ 46,200	55%	40	16	40%	\$ 82,156	\$ 39,046	48%
	c. \$5,001 - \$25,000	11	2	18%	\$ 115,381	\$ 28,695	25%	11	3	27%	\$ 110,520	\$ 23,003	21%
	d. \$25,001 - \$100,000	2		0%	\$ 65,748	\$ 7,898	12%	3	1	33%	\$ 92,580	\$ 39,860	43%
	e. \$100,001 - \$1,000,000												
	f. Over \$1,000,000	1		0%	\$ 2,959,200	\$ 41,842	1%						
7 Total		161	89	55%	\$ 3,269,785	\$ 152,967	5%	122	61	50%	\$ 309,050	\$ 116,656	38%
8	a. \$1,000 or less	387	257	66%	\$ 155,752	\$ 112,619	72%	303	171	56%	\$ 119,583	\$ 75,793	63%
	b. \$1,001 - \$5,000	181	87	48%	\$ 417,228	\$ 229,009	55%	159	48	30%	\$ 390,041	\$ 160,666	41%
	c. \$5,001 - \$25,000	71	17	24%	\$ 774,664	\$ 255,995	33%	55	6	11%	\$ 560,603	\$ 116,409	21%
	d. \$25,001 - \$100,000	6		0%	\$ 220,065	\$ 29,564	13%	12		0%	\$ 487,970	\$ 17,178	4%
	e. \$100,001 - \$1,000,000	7		0%	\$ 1,097,762	\$ 21,625	2%	1		0%	\$ 309,832	\$ -	0%
	f. Over \$1,000,000							1		0%	\$ 1,611,879	\$ 31,663	2%
8 Total		652	361	55%	\$ 2,665,470	\$ 648,813	24%	531	225	42%	\$ 3,479,907	\$ 401,708	12%
9	a. \$1,000 or less	59	37	63%	\$ 24,912	\$ 15,518	62%	55	33	60%	\$ 24,259	\$ 15,771	65%
	b. \$1,001 - \$5,000	45	24	53%	\$ 111,812	\$ 63,080	56%	48	17	35%	\$ 117,709	\$ 54,680	46%
	c. \$5,001 - \$25,000	12	3	25%	\$ 167,789	\$ 49,501	30%	6	2	33%	\$ 75,880	\$ 15,189	20%
	d. \$25,001 - \$100,000	2		0%	\$ 111,907	\$ 2,027	2%	7	1	14%	\$ 265,821	\$ 36,106	14%
	e. \$100,001 - \$1,000,000							1		0%	\$ 125,000	\$ 68,674	55%
9 Total		118	64	54%	\$ 416,421	\$ 130,126	31%	117	53	45%	\$ 608,669	\$ 190,420	31%

Restitution Assessments and Totals Collected to Date
 Colorado County and District Courts (Does not include the City and County of Denver Court)
 As of September 30, 2021 (Excludes Joint Several and Interest)

Chart I

Fiscal Year >>		FY19						FY20					
District	Category	Cases with Restitution Orders	Cases Paid in Full	% Cases Paid in Full	Restitution Assessed	Paid as of 9/30/2021	% Dollars Paid as of 9/30/2021	Cases with Restitution Orders	Cases Paid in Full	% Cases Paid in Full	Restitution Assessed	Paid as of 9/30/2021	% Dollars Paid as of 9/30/2021
10	a. \$1,000 or less	189	99	52%	\$ 79,265	\$ 44,529	56%	153	64	42%	\$ 72,467	\$ 35,211	49%
	b. \$1,001 - \$5,000	102	35	34%	\$ 219,631	\$ 88,415	40%	94	26	28%	\$ 217,360	\$ 64,665	30%
	c. \$5,001 - \$25,000	44	7	16%	\$ 435,310	\$ 105,402	24%	31	5	16%	\$ 328,995	\$ 48,422	15%
	d. \$25,001 - \$100,000	2		0%	\$ 72,897	\$ 17,250	24%	2		0%	\$ 80,860	\$ 2,354	3%
	e. \$100,001 - \$1,000,000	2		0%	\$ 498,486	\$ 12,518	3%						
10 Total		339	141	42%	\$ 1,305,589	\$ 268,113	21%	280	95	34%	\$ 699,682	\$ 150,652	22%
11	a. \$1,000 or less	121	72	60%	\$ 37,009	\$ 22,984	62%	87	39	45%	\$ 28,113	\$ 13,296	47%
	b. \$1,001 - \$5,000	59	21	36%	\$ 150,364	\$ 61,154	41%	42	15	36%	\$ 114,535	\$ 45,321	40%
	c. \$5,001 - \$25,000	17	2	12%	\$ 154,351	\$ 46,553	30%	12	1	8%	\$ 126,181	\$ 14,383	11%
	d. \$25,001 - \$100,000							1		0%	\$ 33,986	\$ -	0%
	e. \$100,001 - \$1,000,000	1		0%	\$ 149,633	\$ -	0%						
11 Total		198	95	48%	\$ 491,357	\$ 130,691	27%	142	55	39%	\$ 302,815	\$ 73,000	24%
12	a. \$1,000 or less	86	53	62%	\$ 31,632	\$ 20,835	66%	73	33	45%	\$ 21,921	\$ 9,775	45%
	b. \$1,001 - \$5,000	36	14	39%	\$ 82,241	\$ 36,532	44%	29	10	34%	\$ 68,058	\$ 26,436	39%
	c. \$5,001 - \$25,000	13	3	23%	\$ 163,399	\$ 55,446	34%	13	2	15%	\$ 145,450	\$ 29,035	20%
	d. \$25,001 - \$100,000	4		0%	\$ 232,747	\$ 13,877	6%	5		0%	\$ 193,431	\$ 7,115	4%
	e. \$100,001 - \$1,000,000												
12 Total		139	70	50%	\$ 510,018	\$ 126,690	25%	120	45	38%	\$ 428,860	\$ 72,360	17%
13	a. \$1,000 or less	47	32	68%	\$ 16,771	\$ 10,466	62%	55	26	47%	\$ 24,105	\$ 12,905	54%
	b. \$1,001 - \$5,000	39	13	33%	\$ 96,193	\$ 45,502	47%	27	10	37%	\$ 66,181	\$ 34,530	52%
	c. \$5,001 - \$25,000	17	3	18%	\$ 167,792	\$ 63,110	38%	17	5	29%	\$ 163,885	\$ 60,561	37%
	d. \$25,001 - \$100,000	7	1	14%	\$ 324,104	\$ 30,665	9%	1		0%	\$ 45,000	\$ 13,500	30%
	e. \$100,001 - \$1,000,000							2		0%	\$ 285,610	\$ 724	0%
13 Total		110	49	45%	\$ 604,860	\$ 149,743	25%	102	41	40%	\$ 584,782	\$ 122,221	21%
14	a. \$1,000 or less	61	44	72%	\$ 19,131	\$ 15,592	82%	57	44	77%	\$ 17,226	\$ 12,384	72%
	b. \$1,001 - \$5,000	27	10	37%	\$ 69,264	\$ 35,407	51%	18	8	44%	\$ 38,953	\$ 15,448	40%
	c. \$5,001 - \$25,000	10	3	30%	\$ 101,785	\$ 49,201	48%	7	3	43%	\$ 67,194	\$ 26,691	40%
	d. \$25,001 - \$100,000	4		0%	\$ 221,730	\$ 2,696	1%	1		0%	\$ 30,886	\$ 4,827	16%
	e. \$100,001 - \$1,000,000							2		0%	\$ 1,120,275	\$ 1,285	0%
14 Total		102	57	56%	\$ 411,910	\$ 102,897	25%	85	55	65%	\$ 1,274,534	\$ 60,634	5%

Restitution Assessments and Totals Collected to Date

Colorado County and District Courts (Does not include the City and County of Denver Court)

As of September 30, 2021 (Excludes Joint Several and Interest)

Chart I

Fiscal Year >>		FY19						FY20					
District	Category	Cases with Restitution Orders	Cases Paid in Full	% Cases Paid in Full	Restitution Assessed	Paid as of 9/30/2021	% Dollars Paid as of 9/30/2021	Cases with Restitution Orders	Cases Paid in Full	% Cases Paid in Full	Restitution Assessed	Paid as of 9/30/2021	% Dollars Paid as of 9/30/2021
15	a. \$1,000 or less	53	27	51%	\$ 16,248	\$ 8,508	52%	60	34	57%	\$ 11,213	\$ 6,814	61%
	b. \$1,001 - \$5,000	10	1	10%	\$ 24,894	\$ 4,050	16%	19	7	37%	\$ 38,549	\$ 21,358	55%
	c. \$5,001 - \$25,000	9	3	33%	\$ 85,453	\$ 46,985	55%	4	1	25%	\$ 48,767	\$ 13,508	28%
	d. \$25,001 - \$100,000												
	e. \$100,001 - \$1,000,000												
15 Total		72	31	43%	\$ 126,595	\$ 59,542	47%	83	42	51%	\$ 98,529	\$ 41,679	42%
16	a. \$1,000 or less	34	19	56%	\$ 12,050	\$ 7,392	61%	27	9	33%	\$ 8,223	\$ 3,306	40%
	b. \$1,001 - \$5,000	13	3	23%	\$ 32,396	\$ 9,402	29%	12	2	17%	\$ 31,243	\$ 8,290	27%
	c. \$5,001 - \$25,000	7		0%	\$ 73,290	\$ 7,686	10%	5		0%	\$ 57,480	\$ 11,066	19%
	d. \$25,001 - \$100,000							2		0%	\$ 95,398	\$ 2,588	3%
	e. \$100,001 - \$1,000,000	2		0%	\$ 953,138	\$ 1,084	0%						
16 Total		56	22	39%	\$ 1,070,873	\$ 25,565	2%	46	11	24%	\$ 192,344	\$ 25,250	13%
17	a. \$1,000 or less	600	319	53%	\$ 291,668	\$ 175,432	60%	395	176	45%	\$ 188,829	\$ 98,155	52%
	b. \$1,001 - \$5,000	392	131	33%	\$ 944,621	\$ 359,977	38%	291	77	26%	\$ 738,076	\$ 223,747	30%
	c. \$5,001 - \$25,000	172	30	17%	\$ 1,686,421	\$ 428,063	25%	128	12	9%	\$ 1,411,808	\$ 241,769	17%
	d. \$25,001 - \$100,000	28	2	7%	\$ 1,120,831	\$ 212,291	19%	16	1	6%	\$ 694,111	\$ 103,353	15%
	e. \$100,001 - \$1,000,000	8	1	13%	\$ 2,754,166	\$ 133,052	5%	8	1	13%	\$ 1,676,350	\$ 154,513	9%
17 Total		1,200	483	40%	\$ 6,797,707	\$ 1,308,815	19%	838	267	32%	\$ 4,709,173	\$ 821,538	17%
18	a. \$1,000 or less	540	320	59%	\$ 249,776	\$ 162,711	65%	375	204	54%	\$ 182,489	\$ 105,784	58%
	b. \$1,001 - \$5,000	284	125	44%	\$ 656,724	\$ 350,320	53%	255	93	36%	\$ 621,000	\$ 266,956	43%
	c. \$5,001 - \$25,000	156	36	23%	\$ 1,702,226	\$ 546,255	32%	124	18	15%	\$ 1,369,235	\$ 282,686	21%
	d. \$25,001 - \$100,000	30	5	17%	\$ 1,280,410	\$ 264,028	21%	20	3	15%	\$ 878,584	\$ 170,836	19%
	e. \$100,001 - \$1,000,000	7	1	14%	\$ 2,581,925	\$ 486,379	19%	14		0%	\$ 2,782,819	\$ 160,513	6%
	f. Over \$1,000,000	3		0%	\$ 16,909,747	\$ 23,864	0%	2		0%	\$ 2,604,665	\$ 40,176	2%
18 Total		1,020	487	48%	\$ 23,380,807	\$ 1,833,557	8%	790	318	40%	\$ 8,438,791	\$ 1,026,951	12%
19	a. \$1,000 or less	211	118	56%	\$ 87,583	\$ 53,156	61%	215	97	45%	\$ 91,169	\$ 47,277	52%
	b. \$1,001 - \$5,000	145	57	39%	\$ 336,689	\$ 153,085	45%	130	34	26%	\$ 305,413	\$ 100,878	33%
	c. \$5,001 - \$25,000	87	18	21%	\$ 987,454	\$ 323,105	33%	61	8	13%	\$ 600,818	\$ 130,000	22%
	d. \$25,001 - \$100,000	18		0%	\$ 861,522	\$ 31,748	4%	12		0%	\$ 559,631	\$ 26,255	5%
	e. \$100,001 - \$1,000,000							2		0%	\$ 339,945	\$ 5,683	2%
19 Total		461	193	42%	\$ 2,273,248	\$ 561,094	25%	420	139	33%	\$ 1,896,975	\$ 310,094	16%

Restitution Assessments and Totals Collected to Date
 Colorado County and District Courts (Does not include the City and County of Denver Court)
 As of September 30, 2021 (Excludes Joint Several and Interest)

Chart I

Fiscal Year >>		FY19						FY20					
District	Category	Cases with Restitution Orders	Cases Paid in Full	% Cases Paid in Full	Restitution Assessed	Paid as of 9/30/2021	% Dollars Paid as of 9/30/2021	Cases with Restitution Orders	Cases Paid in Full	% Cases Paid in Full	Restitution Assessed	Paid as of 9/30/2021	% Dollars Paid as of 9/30/2021
20	a. \$1,000 or less	303	171	56%	\$ 130,400	\$ 80,280	62%	180	86	48%	\$ 75,388	\$ 39,305	52%
	b. \$1,001 - \$5,000	186	71	38%	\$ 428,430	\$ 180,394	42%	113	38	34%	\$ 257,544	\$ 101,661	39%
	c. \$5,001 - \$25,000	65	10	15%	\$ 607,388	\$ 137,856	23%	52	9	17%	\$ 505,317	\$ 122,762	24%
	d. \$25,001 - \$100,000	11		0%	\$ 485,864	\$ 18,991	4%	9	1	11%	\$ 507,079	\$ 32,045	6%
	e. \$100,001 - \$1,000,000	4		0%	\$ 803,265	\$ 17,632	2%	5	1	20%	\$ 797,647	\$ 118,984	15%
	f. Over \$1,000,000	1		0%	\$ 1,908,034	\$ 1,432	0%	1		0%	\$ 3,115,363	\$ 734	0%
20 Total		570	252	44%	\$ 4,363,380	\$ 436,586	10%	360	135	38%	\$ 5,258,337	\$ 415,491	8%
21	a. \$1,000 or less	313	202	65%	\$ 105,866	\$ 72,678	69%	268	124	46%	\$ 104,955	\$ 51,011	49%
	b. \$1,001 - \$5,000	143	56	39%	\$ 320,385	\$ 131,232	41%	124	31	25%	\$ 292,418	\$ 123,714	42%
	c. \$5,001 - \$25,000	55	8	15%	\$ 610,153	\$ 170,998	28%	44	4	9%	\$ 438,473	\$ 97,527	22%
	d. \$25,001 - \$100,000	5		0%	\$ 283,891	\$ 57,404	20%	6		0%	\$ 299,744	\$ 56,492	19%
	e. \$100,001 - \$1,000,000	1		0%	\$ 249,286	\$ 3,496	1%	1		0%	\$ 145,011	\$ 4,993	3%
21 Total		517	266	51%	\$ 1,569,580	\$ 435,808	28%	443	159	36%	\$ 1,280,600	\$ 333,737	26%
22	a. \$1,000 or less	35	16	46%	\$ 13,459	\$ 6,084	45%	27	14	52%	\$ 10,973	\$ 7,395	67%
	b. \$1,001 - \$5,000	23	9	39%	\$ 52,241	\$ 23,281	45%	20	5	25%	\$ 48,890	\$ 15,509	32%
	c. \$5,001 - \$25,000	8	3	38%	\$ 62,301	\$ 26,400	42%	8	1	13%	\$ 87,107	\$ 15,781	18%
	d. \$25,001 - \$100,000	1		0%	\$ 54,560	\$ 1,274	2%	1		0%	\$ 75,096	\$ -	0%
	e. \$100,001 - \$1,000,000	1		0%	\$ 260,780	\$ 1,143	0%	1		0%	\$ 269,206	\$ -	0%
22 Total		68	28	41%	\$ 443,342	\$ 58,183	13%	57	20	35%	\$ 491,272	\$ 38,685	8%
Statewide	a. \$1,000 or less	4,852	2,769	57%	\$ 2,044,220	\$ 1,268,092	62%	3,951	1,863	47%	\$ 1,647,035	\$ 855,915	52%
	b. \$1,001 - \$5,000	2,950	1,102	37%	\$ 6,965,632	\$ 3,010,611	43%	2,571	761	30%	\$ 6,092,096	\$ 2,198,210	36%
	c. \$5,001 - \$25,000	1,389	253	18%	\$ 14,451,985	\$ 3,875,429	27%	1,191	164	14%	\$ 12,506,267	\$ 2,403,982	19%
	d. \$25,001 - \$100,000	247	20	8%	\$ 11,426,835	\$ 1,636,801	14%	212	18	8%	\$ 9,570,975	\$ 1,270,463	13%
	e. \$100,001 - \$1,000,000	70	5	7%	\$ 16,824,224	\$ 1,355,573	8%	76	2	3%	\$ 17,040,178	\$ 878,494	5%
	f. Over \$1,000,000	9		0%	\$ 26,936,548	\$ 69,692	0%	8		0%	\$ 27,209,706	\$ 73,257	0%
Grand Total		9,517	4,149	44%	\$ 78,649,445	\$ 11,216,199	14%	8,009	2,808	35%	\$ 74,066,255	\$ 7,680,321	10%

Restitution Assessments and Totals Collected to Date
 Colorado County and District Courts (Does not include the City and County of Denver Court)
 As of September 30, 2021 (Excludes Joint Several and Interest)

Chart I

Fiscal Year >>		FY21					
District	Category	Cases with Restitution Orders	Cases Paid in Full	% Cases Paid in Full	Restitution Assessed	Paid as of 9/30/2021	% Dollars Paid as of 9/30/2021
1	a. \$1,000 or less	272	117	43%	\$ 130,155	\$ 58,060	45%
	b. \$1,001 - \$5,000	174	32	18%	\$ 428,980	\$ 99,954	23%
	c. \$5,001 - \$25,000	85	8	9%	\$ 932,056	\$ 127,206	14%
	d. \$25,001 - \$100,000	14	1	7%	\$ 774,990	\$ 162,182	21%
	e. \$100,001 - \$1,000,000	3		0%	\$ 864,142	\$ 2,674	0%
	f. Over \$1,000,000						
1 Total		548	158	29%	\$ 3,130,325	\$ 450,076	14%
2	a. \$1,000 or less	146	31	21%	\$ 71,664	\$ 16,774	23%
	b. \$1,001 - \$5,000	222	19	9%	\$ 566,457	\$ 86,684	15%
	c. \$5,001 - \$25,000	124	4	3%	\$ 1,327,641	\$ 56,518	4%
	d. \$25,001 - \$100,000	33	2	6%	\$ 1,474,148	\$ 145,971	10%
	e. \$100,001 - \$1,000,000	10	1	10%	\$ 2,818,380	\$ 381,116	14%
	f. Over \$1,000,000	1		0%	\$ 2,341,406	\$ 24,799	1%
2 Total		536	57	11%	\$ 8,599,696	\$ 711,862	8%
3	a. \$1,000 or less	34	16	47%	\$ 9,504	\$ 4,558	48%
	b. \$1,001 - \$5,000	6	2	33%	\$ 22,877	\$ 8,887	39%
	c. \$5,001 - \$25,000	4		0%	\$ 43,384	\$ 3,936	9%
	d. \$25,001 - \$100,000						
3 Total		44	18	41%	\$ 75,764	\$ 17,381	23%
4	a. \$1,000 or less	508	134	26%	\$ 204,335	\$ 57,672	28%
	b. \$1,001 - \$5,000	400	49	12%	\$ 954,046	\$ 143,552	15%
	c. \$5,001 - \$25,000	216	15	7%	\$ 2,298,688	\$ 211,561	9%
	d. \$25,001 - \$100,000	45	1	2%	\$ 2,029,918	\$ 84,019	4%
	e. \$100,001 - \$1,000,000	9	1	11%	\$ 2,486,769	\$ 126,585	5%
	f. Over \$1,000,000						
4 Total		1,178	200	17%	\$ 7,973,755	\$ 623,390	8%

Restitution Assessments and Totals Collected to Date
 Colorado County and District Courts (Does not include the City and County of Denver Court)
 As of September 30, 2021 (Excludes Joint Several and Interest)

Chart I

Fiscal Year >>		FY21					
District	Category	Cases with Restitution Orders	Cases Paid in Full	% Cases Paid in Full	Restitution Assessed	Paid as of 9/30/2021	% Dollars Paid as of 9/30/2021
5	a. \$1,000 or less	58	31	53%	\$ 28,405	\$ 15,230	54%
	b. \$1,001 - \$5,000	37	16	43%	\$ 88,547	\$ 45,615	52%
	c. \$5,001 - \$25,000	20	7	35%	\$ 255,595	\$ 120,419	47%
	d. \$25,001 - \$100,000	3		0%	\$ 113,599	\$ 12,924	11%
	e. \$100,001 - \$1,000,000	2	1	50%	\$ 403,092	\$ 156,833	39%
5 Total		120	55	46%	\$ 889,239	\$ 351,023	39%
6	a. \$1,000 or less	55	28	51%	\$ 21,120	\$ 8,333	39%
	b. \$1,001 - \$5,000	24	5	21%	\$ 64,271	\$ 16,613	26%
	c. \$5,001 - \$25,000	9	1	11%	\$ 90,659	\$ 14,334	16%
	d. \$25,001 - \$100,000	2		0%	\$ 104,345	\$ -	0%
	e. \$100,001 - \$1,000,000	1		0%	\$ 712,298	\$ 440,711	62%
6 Total		91	34	37%	\$ 992,693	\$ 479,991	48%
7	a. \$1,000 or less	55	18	33%	\$ 23,563	\$ 6,889	29%
	b. \$1,001 - \$5,000	33	8	24%	\$ 73,687	\$ 18,485	25%
	c. \$5,001 - \$25,000	16	2	13%	\$ 177,020	\$ 26,438	15%
	d. \$25,001 - \$100,000						
	e. \$100,001 - \$1,000,000	1		0%	\$ 331,406	\$ 44,375	13%
	f. Over \$1,000,000						
7 Total		105	28	27%	\$ 605,676	\$ 96,187	16%
8	a. \$1,000 or less	273	94	34%	\$ 111,541	\$ 44,778	40%
	b. \$1,001 - \$5,000	147	30	20%	\$ 353,757	\$ 89,998	25%
	c. \$5,001 - \$25,000	66	3	5%	\$ 655,982	\$ 52,908	8%
	d. \$25,001 - \$100,000	7	1	14%	\$ 280,779	\$ 65,481	23%
	e. \$100,001 - \$1,000,000	3		0%	\$ 1,476,391	\$ 3,010	0%
	f. Over \$1,000,000						
8 Total		496	128	26%	\$ 2,878,450	\$ 256,174	9%
9	a. \$1,000 or less	37	13	35%	\$ 18,508	\$ 9,677	52%
	b. \$1,001 - \$5,000	48	13	27%	\$ 133,109	\$ 43,679	33%
	c. \$5,001 - \$25,000	16	2	13%	\$ 165,399	\$ 20,390	12%
	d. \$25,001 - \$100,000						
	e. \$100,001 - \$1,000,000	1		0%	\$ 351,766	\$ 4,011	1%
9 Total		102	28	27%	\$ 668,781	\$ 77,757	12%

Restitution Assessments and Totals Collected to Date
 Colorado County and District Courts (Does not include the City and County of Denver Court)
 As of September 30, 2021 (Excludes Joint Several and Interest)

Chart I

Fiscal Year >>		FY21					
District	Category	Cases with Restitution Orders	Cases Paid in Full	% Cases Paid in Full	Restitution Assessed	Paid as of 9/30/2021	% Dollars Paid as of 9/30/2021
10	a. \$1,000 or less	113	33	29%	\$ 52,221	\$ 16,780	32%
	b. \$1,001 - \$5,000	46	10	22%	\$ 110,451	\$ 35,998	33%
	c. \$5,001 - \$25,000	36	4	11%	\$ 384,543	\$ 67,914	18%
	d. \$25,001 - \$100,000	3	1	33%	\$ 91,891	\$ 25,264	27%
	e. \$100,001 - \$1,000,000	1		0%	\$ 123,192	\$ -	0%
10 Total		199	48	24%	\$ 762,297	\$ 145,955	19%
11	a. \$1,000 or less	61	24	39%	\$ 18,129	\$ 7,862	43%
	b. \$1,001 - \$5,000	37	8	22%	\$ 93,168	\$ 21,984	24%
	c. \$5,001 - \$25,000	17	1	6%	\$ 181,864	\$ 13,178	7%
	d. \$25,001 - \$100,000	1		0%	\$ 81,259	\$ -	0%
	e. \$100,001 - \$1,000,000	2		0%	\$ 872,667	\$ 4,777	1%
11 Total		118	33	28%	\$ 1,247,087	\$ 47,801	4%
12	a. \$1,000 or less	54	28	52%	\$ 15,821	\$ 7,984	50%
	b. \$1,001 - \$5,000	35	6	17%	\$ 76,845	\$ 16,179	21%
	c. \$5,001 - \$25,000	9		0%	\$ 89,045	\$ 1,629	2%
	d. \$25,001 - \$100,000						
	e. \$100,001 - \$1,000,000						
12 Total		98	34	35%	\$ 181,711	\$ 25,792	14%
13	a. \$1,000 or less	32	9	28%	\$ 11,054	\$ 2,402	22%
	b. \$1,001 - \$5,000	36	7	19%	\$ 82,587	\$ 21,971	27%
	c. \$5,001 - \$25,000	19	2	11%	\$ 209,426	\$ 30,976	15%
	d. \$25,001 - \$100,000	3		0%	\$ 108,408	\$ 2,884	3%
	e. \$100,001 - \$1,000,000						
13 Total		90	18	20%	\$ 411,476	\$ 58,233	14%
14	a. \$1,000 or less	35	25	71%	\$ 12,643	\$ 9,413	74%
	b. \$1,001 - \$5,000	10	3	30%	\$ 25,514	\$ 10,799	42%
	c. \$5,001 - \$25,000	6	1	17%	\$ 50,044	\$ 13,054	26%
	d. \$25,001 - \$100,000	3		0%	\$ 150,562	\$ 2,174	1%
	e. \$100,001 - \$1,000,000						
14 Total		54	29	54%	\$ 238,762	\$ 35,440	15%

Restitution Assessments and Totals Collected to Date
 Colorado County and District Courts (Does not include the City and County of Denver Court)
 As of September 30, 2021 (Excludes Joint Several and Interest)

Chart I

Fiscal Year >>		FY21					
District	Category	Cases with Restitution Orders	Cases Paid in Full	% Cases Paid in Full	Restitution Assessed	Paid as of 9/30/2021	% Dollars Paid as of 9/30/2021
15	a. \$1,000 or less	57	28	49%	\$ 17,217	\$ 9,617	56%
	b. \$1,001 - \$5,000	15	1	7%	\$ 29,910	\$ 4,948	17%
	c. \$5,001 - \$25,000	6	1	17%	\$ 50,305	\$ 12,786	25%
	d. \$25,001 - \$100,000						
	e. \$100,001 - \$1,000,000						
15 Total		78	30	38%	\$ 97,432	\$ 27,352	28%
16	a. \$1,000 or less	23	8	35%	\$ 7,549	\$ 2,019	27%
	b. \$1,001 - \$5,000	16	2	13%	\$ 39,339	\$ 8,620	22%
	c. \$5,001 - \$25,000	2	1	50%	\$ 12,765	\$ 7,920	62%
	d. \$25,001 - \$100,000	1		0%	\$ 34,404	\$ -	0%
	e. \$100,001 - \$1,000,000						
16 Total		42	11	26%	\$ 94,057	\$ 18,559	20%
17	a. \$1,000 or less	339	83	24%	\$ 165,658	\$ 41,758	25%
	b. \$1,001 - \$5,000	249	35	14%	\$ 620,395	\$ 117,375	19%
	c. \$5,001 - \$25,000	110	11	10%	\$ 1,159,820	\$ 123,548	11%
	d. \$25,001 - \$100,000	14		0%	\$ 531,404	\$ 7,183	1%
	e. \$100,001 - \$1,000,000	3		0%	\$ 549,577	\$ 436	0%
17 Total		715	129	18%	\$ 3,026,853	\$ 290,300	10%
18	a. \$1,000 or less	313	130	42%	\$ 161,091	\$ 68,035	42%
	b. \$1,001 - \$5,000	209	46	22%	\$ 461,719	\$ 130,145	28%
	c. \$5,001 - \$25,000	110	16	15%	\$ 1,196,889	\$ 166,328	14%
	d. \$25,001 - \$100,000	19	2	11%	\$ 956,876	\$ 113,689	12%
	e. \$100,001 - \$1,000,000	9		0%	\$ 1,906,040	\$ 43,049	2%
	f. Over \$1,000,000	1		0%	\$ 2,499,870	\$ -	0%
18 Total		661	194	29%	\$ 7,182,484	\$ 521,245	7%
19	a. \$1,000 or less	194	60	31%	\$ 86,410	\$ 27,718	32%
	b. \$1,001 - \$5,000	134	22	16%	\$ 341,066	\$ 67,735	20%
	c. \$5,001 - \$25,000	55	4	7%	\$ 576,439	\$ 77,122	13%
	d. \$25,001 - \$100,000	8	1	13%	\$ 335,442	\$ 32,065	10%
	e. \$100,001 - \$1,000,000	4		0%	\$ 1,569,201	\$ 1,593	0%
19 Total		395	87	22%	\$ 2,908,559	\$ 206,234	7%

Restitution Assessments and Totals Collected to Date
 Colorado County and District Courts (Does not include the City and County of Denver Court)
 As of September 30, 2021 (Excludes Joint Several and Interest)

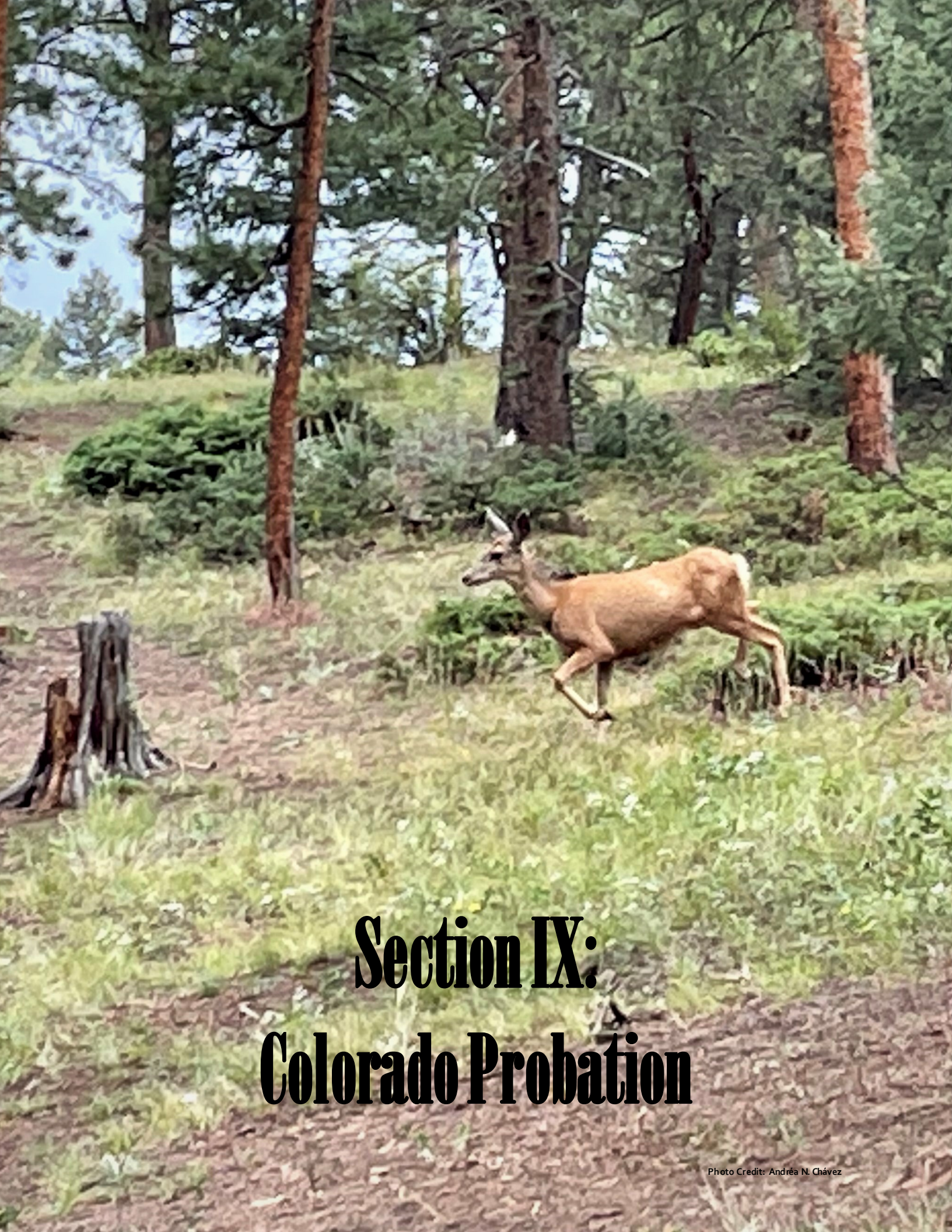
Chart I

Fiscal Year >>		FY21					
District	Category	Cases with Restitution Orders	Cases Paid in Full	% Cases Paid in Full	Restitution Assessed	Paid as of 9/30/2021	% Dollars Paid as of 9/30/2021
20	a. \$1,000 or less	120	45	38%	\$ 55,454	\$ 21,981	40%
	b. \$1,001 - \$5,000	102	17	17%	\$ 252,870	\$ 45,330	18%
	c. \$5,001 - \$25,000	34	3	9%	\$ 325,798	\$ 42,059	13%
	d. \$25,001 - \$100,000	11	2	18%	\$ 510,364	\$ 134,252	26%
	e. \$100,001 - \$1,000,000	7		0%	\$ 1,646,226	\$ 11,381	1%
	f. Over \$1,000,000						
20 Total		274	67	24%	\$ 2,790,711	\$ 255,003	9%
21	a. \$1,000 or less	210	74	35%	\$ 83,618	\$ 30,243	36%
	b. \$1,001 - \$5,000	110	11	10%	\$ 284,659	\$ 49,676	17%
	c. \$5,001 - \$25,000	37	4	11%	\$ 409,352	\$ 63,298	15%
	d. \$25,001 - \$100,000	9		0%	\$ 415,035	\$ 9,842	2%
	e. \$100,001 - \$1,000,000						
21 Total		366	89	24%	\$ 1,192,664	\$ 153,059	13%
22	a. \$1,000 or less	25	6	24%	\$ 10,285	\$ 2,852	28%
	b. \$1,001 - \$5,000	12	1	8%	\$ 28,512	\$ 5,194	18%
	c. \$5,001 - \$25,000	16	2	13%	\$ 164,216	\$ 21,974	13%
	d. \$25,001 - \$100,000	1	1	100%	\$ 78,375	\$ 78,375	100%
	e. \$100,001 - \$1,000,000						
22 Total		54	10	19%	\$ 281,388	\$ 108,395	39%
Statewide	a. \$1,000 or less	3,023	1,036	34%	\$ 1,319,945	\$ 471,502	36%
	b. \$1,001 - \$5,000	2,115	344	16%	\$ 5,169,430	\$ 1,091,280	21%
	c. \$5,001 - \$25,000	1,015	92	9%	\$ 10,769,971	\$ 1,275,496	12%
	d. \$25,001 - \$100,000	177	12	7%	\$ 8,071,801	\$ 876,306	11%
	e. \$100,001 - \$1,000,000	56	3	5%	\$ 16,111,146	\$ 1,220,550	8%
	f. Over \$1,000,000	2		0%	\$ 4,841,276	\$ 24,799	1%
Grand Total		6,388	1,487	23%	\$ 46,283,568	\$ 4,959,932	11%

Chart J

Colorado Judicial Department Restitution Interest Collections

District	County / Location	FY21		FY20		FY19		FY18	
1	Gilpin (Central City)	\$ 6,653	\$ 338,606	\$ 5,738	\$ 235,499	\$ 20,565	\$ 252,107	\$ 7,370	\$ 178,903
	Jefferson (Golden)	\$ 331,953		\$ 229,761		\$ 231,542		\$ 171,534	
2	Denver (District)	\$ 404,469	\$ 440,430	\$ 258,121	\$ 293,495	\$ 218,412	\$ 248,145	\$ 136,072	\$ 144,387
	Denver (Juvenile)	\$ 35,961		\$ 37,374		\$ 29,734		\$ 8,315	
3	Huerfano (Walsenburg)	\$ 2,953	\$ 11,771	\$ 1,429	\$ 4,725	\$ 1,195	\$ 9,813	\$ 1,786	\$ 3,801
	Las Animas (Trinidad)	\$ 8,817		\$ 3,296		\$ 8,619		\$ 2,016	
4	El Paso (Colo. Springs)	\$ 559,388	\$ 571,370	\$ 487,117	\$ 497,406	\$ 517,720	\$ 537,420	\$ 366,947	\$ 370,224
	Teller (Cripple Creek)	\$ 11,981		\$ 10,289		\$ 19,700		\$ 3,277	
5	Clear Creek (Georgetown)	\$ 3,767	\$ 27,228	\$ 5,269	\$ 36,957	\$ 4,261	\$ 59,780	\$ 1,417	\$ 26,483
	Eagle	\$ 12,069		\$ 24,705		\$ 24,453		\$ 17,678	
	Eagle (Basalt)	\$ 3,790		\$ 843		\$ 4,845		\$ 1,917	
	Lake (Leadville)	\$ 7,566		\$ 6,127		\$ 26,221		\$ 5,467	
	Sunmit (Breckenridge)	\$ 37		\$ 12		\$ -		\$ 5	
6	Archuleta (Pagosa Springs)	\$ 1,808	\$ 25,695	\$ 1,433	\$ 38,320	\$ 3,411	\$ 18,836	\$ 5,852	\$ 30,860
	La Plata (Durango)	\$ 23,805		\$ 36,787		\$ 15,425		\$ 24,341	
	San Juan (Silverton)	\$ 82		\$ 101		\$ -		\$ 667	
7	Delta	\$ 3,263	\$ 79,684	\$ 2,531	\$ 37,152	\$ 16,517	\$ 37,148	\$ 6,409	\$ 31,074
	Gunnison	\$ 8,534		\$ 4,939		\$ 1,251		\$ 4,969	
	Hinsdale (Lake City)			\$ 8		\$ -		\$ -	
	Montrose	\$ 66,545		\$ 15,095		\$ 17,150		\$ 18,995	
	Montrose (Nucla)	\$ 545		\$ 24		\$ 2,026		\$ 133	
	Ouray	\$ 797		\$ 14,078		\$ 151		\$ 506	
	San Miguel (Telluride)			\$ 478		\$ 53		\$ 61	
8	Jackson (Walden)	\$ 3,248	\$ 186,344	\$ 2,200	\$ 155,202	\$ 153	\$ 146,418	\$ 318	\$ 150,684
	Larimer (Ft. Collins)	\$ 177,272		\$ 148,775		\$ 133,940		\$ 144,175	
	Larimer (Loveland)	\$ 5,824		\$ 4,228		\$ 12,324		\$ 6,191	
9	Garfield (Glenwood Springs)	\$ 36,181	\$ 41,119	\$ 19,209	\$ 26,047	\$ 8,586	\$ 14,871	\$ 15,652	\$ 22,134
	Garfield (Rifle)	\$ 4,199		\$ 4,336		\$ 2,061		\$ 2,888	
	Pitkin (Aspen)	\$ 396		\$ 1,055		\$ 3,747		\$ 2,373	
	Rio Blanco (Meeker)	\$ 316		\$ 1,444		\$ 466		\$ 276	
	Rio Blanco (Rangely)	\$ 27		\$ 2		\$ 12		\$ 944	
10	Pueblo	\$ 61,998	\$ 61,998	\$ 47,883	\$ 47,883	\$ 47,178	\$ 47,178	\$ 28,211	\$ 28,211
11	Chaffee (Salida)	\$ 23,514	\$ 64,358	\$ 8,566	\$ 28,901	\$ 21,562	\$ 47,589	\$ 9,893	\$ 32,216
	Custer (Westcliffe)	\$ 3,347		\$ 747		\$ 608		\$ 76	
	Fremont (Canon City)	\$ 28,442		\$ 16,662		\$ 21,556		\$ 14,236	
	Park (Fairplay)	\$ 9,055		\$ 2,925		\$ 3,863		\$ 8,010	
12	Alamosa	\$ 19,147	\$ 33,070	\$ 22,052	\$ 33,598	\$ 19,606	\$ 28,558	\$ 10,002	\$ 21,042
	Conejos	\$ 5,631		\$ 2,022		\$ 2,811		\$ 2,396	
	Costilla (San Luis)	\$ 565		\$ 1,323		\$ 1,222		\$ 192	
	Mineral (Creede)	\$ 134		\$ -		\$ -		\$ 913	
	Rio Grande (Del Norte)	\$ 4,960		\$ 5,041		\$ 4,579		\$ 4,112	
	Saguache	\$ 2,633		\$ 3,161		\$ 340		\$ 3,427	
13	Kit Carson (Burlington)	\$ 1,215	\$ 44,472	\$ 4,038	\$ 29,062	\$ 1,118	\$ 13,391	\$ 2,084	\$ 17,242
	Logan (Sterling)	\$ 16,770		\$ 6,760		\$ 2,501		\$ 5,081	
	Morgan (Ft. Morgan)	\$ 19,608		\$ 15,438		\$ 4,073		\$ 7,998	
	Phillips (Holyoke)	\$ 928		\$ 522		\$ 3,496		\$ 473	
	Sedgwick (Julesburg)	\$ 125		\$ 166		\$ 770		\$ 33	
	Washington (Akron)	\$ 1,079		\$ 1,066		\$ 416		\$ 168	
	Yuma (Wray)	\$ 4,748		\$ 1,072		\$ 1,017		\$ 1,405	
14	Grand (Hot Sulphur Springs)	\$ 6,272	\$ 19,791	\$ 7,024	\$ 21,195	\$ 3,306	\$ 22,349	\$ 3,687	\$ 10,448
	Moffat (Craig)	\$ 6,607		\$ 7,258		\$ 8,050		\$ 3,081	
	Routt (Steamboat)	\$ 6,912		\$ 6,913		\$ 10,993		\$ 3,690	
15	Baca (Springfield)	\$ 4,289	\$ 9,662	\$ 661	\$ 9,819	\$ 2,430	\$ 19,871	\$ 3,013	\$ 10,099
	Cheyenne (Cheyenne Wells)	\$ 578		\$ 7		\$ 9		\$ -	
	Kiowa (Eads)	\$ 220		\$ 1,331		\$ 1,096		\$ 73	
	Prowers (Lamar)	\$ 4,575		\$ 7,820		\$ 16,335		\$ 7,013	
16	Bent (Las Animas)	\$ 4,312	\$ 15,266	\$ 1,785	\$ 4,844	\$ 370	\$ 35,658	\$ 350	\$ 11,011
	Crowley (Ordway)	\$ 295		\$ 608		\$ 1,210		\$ 156	
	Otero (Lajunta)	\$ 10,659		\$ 2,451		\$ 34,078		\$ 10,506	
17	Adams (Brighton)	\$ 281,518	\$ 299,633	\$ 256,319	\$ 298,093	\$ 195,187	\$ 240,188	\$ 140,685	\$ 147,428
	Broomfield County	\$ 18,114		\$ 41,774		\$ 45,001		\$ 6,743	
18	Arapahoe	\$ 402,409	\$ 523,048	\$ 321,743	\$ 422,097	\$ 279,272	\$ 397,237	\$ 188,432	\$ 268,704
	Douglas (Castle Rock)	\$ 116,157		\$ 81,738		\$ 104,634		\$ 74,288	
	Elbert (Kiowa)	\$ 3,427		\$ 11,827		\$ 12,198		\$ 5,140	
	Lincoln (Hugo)	\$ 1,055		\$ 6,789		\$ 1,132		\$ 845	
19	Weld (Greeley)	\$ 176,298	\$ 176,298	\$ 173,878	\$ 173,878	\$ 138,208	\$ 138,208	\$ 147,620	\$ 147,620
20	Boulder	\$ 328,329	\$ 349,437	\$ 111,102	\$ 130,979	\$ 66,007	\$ 74,692	\$ 65,335	\$ 75,466
	Boulder (Longmont)	\$ 21,107		\$ 19,877		\$ 8,685		\$ 10,131	
21	Mesa (Grand Junction)	\$ 84,404	\$ 84,404	\$ 116,041	\$ 116,041	\$ 113,603	\$ 113,603	\$ 69,623	\$ 69,623
22	Dolores (Dove Creek)	\$ 1,579	\$ 20,254	\$ 1,268	\$ 18,126	\$ 152	\$ 9,831	\$ 264	\$ 11,958
	Montezuma (Cortez)	\$ 18,675		\$ 16,859		\$ 9,679		\$ 11,695	
Statewide Totals		\$ 3,423,938	\$ 3,423,938	\$ 2,659,319	\$ 2,659,319	\$ 2,512,891	\$ 2,512,891	\$ 1,809,620	\$ 1,809,620



Section IX: Colorado Probation

CHIEF PROBATION OFFICERS

**FIRST
JUDICIAL DISTRICT**

Leslie Schaefer
Jeff Carpenter, Deputy

**SECOND
JUDICIAL DISTRICT
ADULT**

Cary Heck
Cheryl Frenette, Deputy

**SECOND JUDICIAL
DISTRICT JUVENILE**

Shawn Cohn

**THIRD
JUDICIAL DISTRICT**

Martin Malouff

**FOURTH
JUDICIAL DISTRICT**

Ryan Mills
Lori Griffith, Deputy

**FIFTH
JUDICIAL DISTRICT**

Wendy Slavin

**SIXTH
JUDICIAL DISTRICT**

Thomas Harms

**SEVENTH
JUDICIAL DISTRICT**

Rob Omer

**EIGHTH
JUDICIAL DISTRICT**

Greg Otte
Nicole Feltz, Deputy

**NINTH
JUDICIAL DISTRICT**

Joe Gerber

**TENTH
JUDICIAL DISTRICT**

David Simental

**ELEVENTH
JUDICIAL DISTRICT**

Michael O'Rourke

**TWELFTH
JUDICIAL DISTRICT**

Bill Gurule

**THIRTEENTH
JUDICIAL DISTRICT**

John Draxler

**FOURTEENTH
JUDICIAL DISTRICT**

Timothy Griffith

**FIFTEENTH
JUDICIAL DISTRICT**

Byron Hall

**SIXTEENTH
JUDICIAL DISTRICT**

Tobin Wright

**SEVENTEENTH
JUDICIAL DISTRICT**

Jenifer Morgen
Jeanette Hensel, Deputy

**EIGHTEENTH
JUDICIAL DISTRICT**

Doug Gray
Anthony Getzberg, Deputy

**NINETEENTH
JUDICIAL DISTRICT**

Jerry Green
Cory Flummerfelt, Deputy

**TWENTIETH
JUDICIAL DISTRICT**

Anjali Nandi
Joseph Creel, Deputy

**TWENTY-FIRST
JUDICIAL DISTRICT**

Linda Robinson

**TWENTY-SECOND
JUDICIAL DISTRICT**

Sonia Buffington

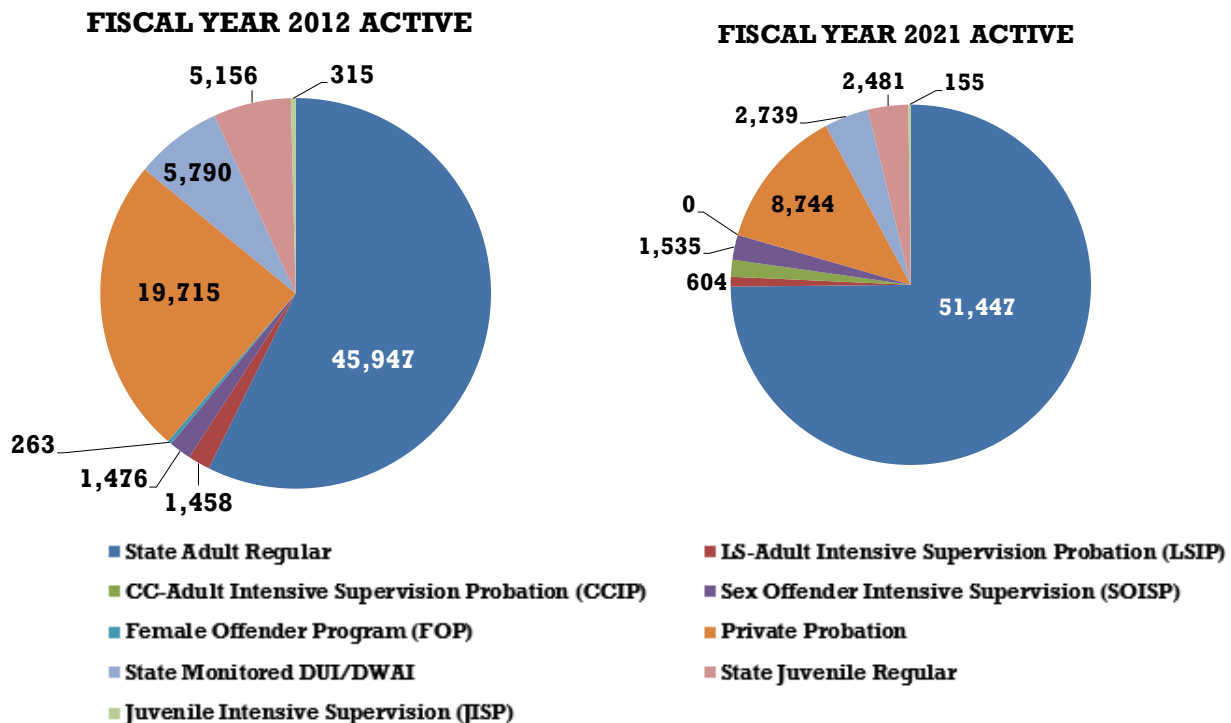
COLORADO PROBATION

Colorado Probation is committed to Public Safety, Victim and Community Reparation through Offender Accountability, Skill and Competency Development and Services to the Communities of Colorado.

Serving under the Colorado Judicial Department, Colorado Probation comprises 23 probation departments and the Division of Probation Services (DPS). The probation departments, located throughout the state, interface directly with probationers to provide rehabilitation, skill development, and enhance public safety for all residents of Colorado. The Division of Probation Services provides support and administrative services to the local probation departments.

The report that follows presents detailed and summary information pertaining to the many programs Colorado Probation employs to effectively supervise its clients. These programs support research informed practices and tailored supervision strategies to best serve both individuals on supervision and our local communities. Programs used by Colorado Probation include the following: Adult Regular State Probation; Juvenile Regular Probation, Intensive Supervision Probation (LSIP); Intensive Supervision Probation (CCIP); Juvenile Intensive Supervision Probation (JISP); Sex Offender Intensive Supervision Probation (SOISP); Private Probation; and State Monitored DUI/DWAI (ADDS). Probation also provides victim services to those impacted by crime. The number of clients served under each of the programs is presented in Chart 5 below, which captures the current number of probationers in each program along with an historical perspective to illustrate how the probation population has shifted over time.

**Chart 5: Probation Active Population on June 30th
Proportion of Probationers by Program Type- Ten Year Comparison**



As illustrated in Chart 5, the probation population has evolved considerably over the last ten years. Not only has the number of clients increased, but the placement of clients in programs has evolved. The following sections contain additional information on each of these programs.

**Table 41:
Grand Totals - Probation
Adult Regular, Private, Juvenile Regular, Intensive Programs, Monitoring and
Investigations
Fiscal Year 2020 and Fiscal Year 2021**

	Investigations/DUI Evaluations		New Clients		Closures		Active as of June 30 (Supervision/Monitoring)	
	FY 2020	FY 2021	FY 2020	FY 2021	FY 2020	FY 2021	FY 2020	FY 2021
State Adult Regular	13,787	11,507	34,520	31,713	31,449	29,369	55,715	51,447
LS-Adult Intensive Supervision Probation (LSIP)¹			709	518	517	730	897	604
CC-Adult Intensive Supervision Probation(CCIP)²			976	782	324	463	982	1,042
Sex Offender Intensive Supervision (SOISP)			459	404	292	268	1,456	1,535
Female Offender Program (FOP)³			42		174		20	
Private Probation⁴			4,100	3,550	6,327	5,468	9,484	8,744
State Monitored/DUI/DWAI	15,032	13,561	1,680	1,379	1,845	1,618	3,125	2,739
<u>Grand Total Adult Population</u>	28,819	25,068	42,486	38,346	40,928	37,916	71,679	66,111

	Investigations		New Clients		Closures		Active as of June 30 (Supervision)	
	FY 2020	FY 2021	FY 2020	FY 2021	FY 2020	FY 2021	FY 2020	FY 2021
State Juvenile Regular	1,064	1,004	2,126	1,880	1,957	1,802	2,880	2,481
Juvenile Intensive Supervision (JISP)			105	79	137	99	178	155
<u>Grand Total Juvenile Population</u>	1,064	1,004	2,231	1,959	2,094	1,901	3,058	2,636

	Investigations/DUI Evaluations		New Clients		Closures		Active as of June 30 (Supervision/Monitoring)	
	FY 2020	FY 2021	FY 2020	FY 2021	FY 2020	FY 2021	FY 2020	FY 2021
<u>Grand Total Adult and Juvenile Population</u>	29,883	26,072	44,717	40,305	43,022	39,817	74,737	68,747

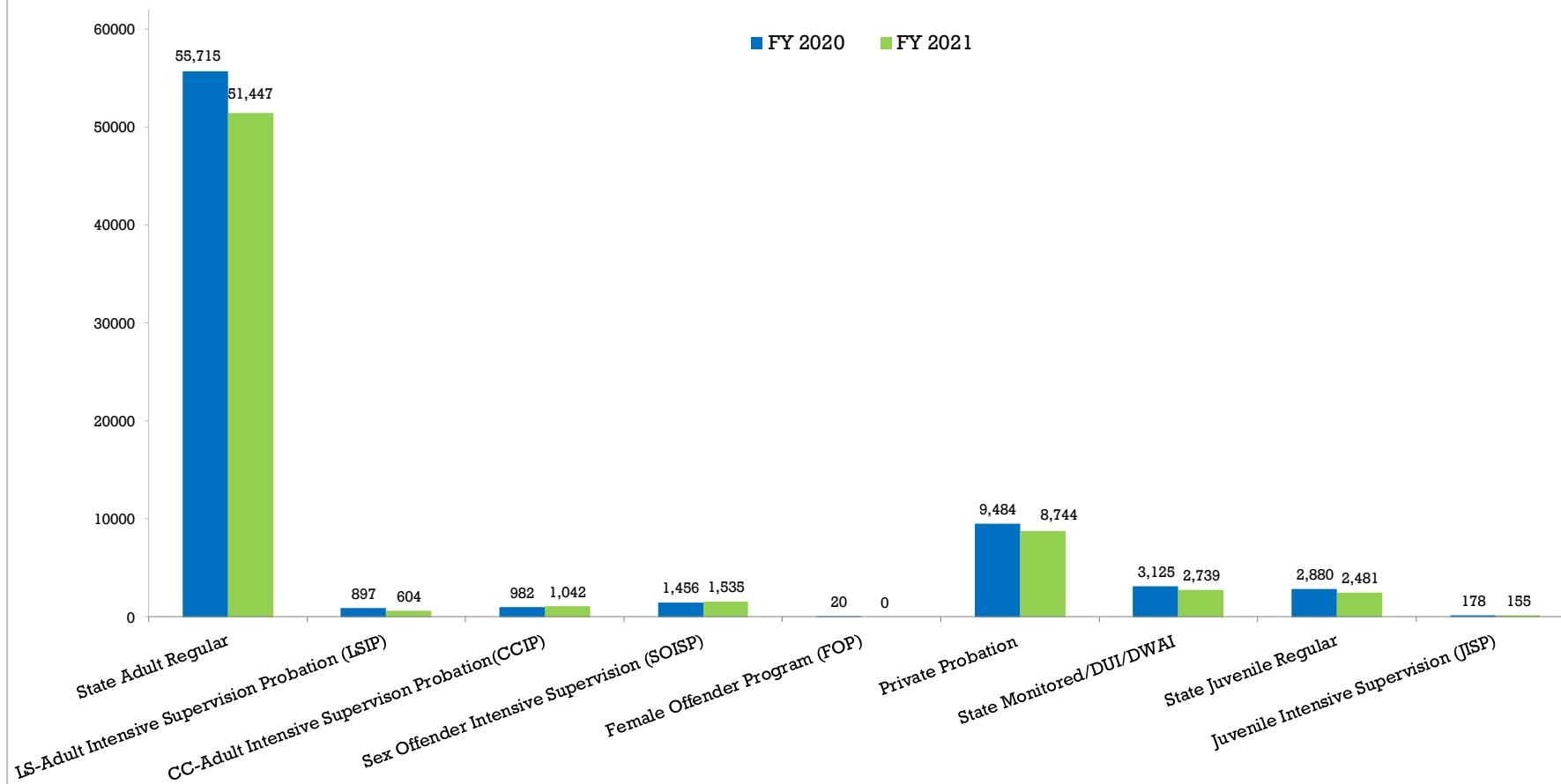
¹**LS-Adult Intensive Supervision Probation (LSIP):** The AISP program was modified and renamed in 2013, following the passage of HB13-250. LSIP targets the higher risk/lower needs (absence of substance dependence and mental health issues) probationers. The program is designed to address specific criminogenic needs with intensive interventions.

²**CC-Adult Intensive Supervision Probation (CCIP):** The CCIP program was fully implemented in FY 2020. CCIP targets the higher risk/higher needs (significant disruptions due to substance abuse, mental health issues, and stability factors) probationers. The program is designed to address specific criminogenic needs with a variety of interventions.

³**Female Offender Program (FOP):** As of July 1, 2020 (start of FY 2021), this program is no longer available.

⁴**Colorado Private Probation:** In FY 2018 the private probation section of the annual report was adjusted to combine non-DUI/DWAI private probation numbers with DUI/DWAI private probation numbers. Previous annual reports have displayed these numbers separately.

**Chart 6: Probation Active Population on June 30th
FISCAL YEAR 2020 compared to FISCAL YEAR 2021**



**Table 42:
Colorado Adult Probation
State Regular and Private Combined
Successful/Unsuccessful Terminations
Fiscal Year 2021**

	SUCCESSFUL TERMINATIONS ¹				UNSUCCESSFUL TERMINATIONS ³											
TYPE:	Successful				Revoked				Absconded				Total Terminations ⁴			
	State	Private ²	TOTAL		State	Private ²	TOTAL		State	Private ²	TOTAL		State	Private ²	TOTAL	
DISTRICT	Number	Number	Number	%	Number	Number	Number	%	Number	Number	Number	%	Number	Number	Number	%
1	2,261	511	2,772	70%	438	30	468	12%	673	64	737	19%	3,372	605	3,977	100%
2 ⁵	1,232	0	1,232	60%	308	0	308	15%	504	0	504	25%	2,044	0	2,044	100%
3	139	0	139	68%	26	0	26	13%	39	0	39	19%	204	0	204	100%
4	1,458	717	2,175	69%	324	23	347	11%	555	66	621	20%	2,337	806	3,143	100%
5	517	82	599	76%	48	0	48	6%	137	1	138	18%	702	83	785	100%
6	360	0	360	75%	57	0	57	12%	63	0	63	13%	480	0	480	100%
7	366	0	366	75%	54	0	54	11%	65	0	65	13%	485	0	485	100%
8	1,477	553	2,030	71%	304	95	399	14%	429	17	446	16%	2,210	665	2,875	100%
9	326	0	326	71%	58	0	58	13%	75	0	75	16%	459	0	459	100%
10	577	235	812	64%	147	14	161	13%	262	26	288	23%	986	275	1,261	100%
11	414	142	556	75%	77	0	77	10%	103	6	109	15%	594	148	742	100%
12	274	0	274	61%	94	0	94	21%	81	0	81	18%	449	0	449	100%
13	543	0	543	80%	65	0	65	10%	67	0	67	10%	675	0	675	100%
14	271	0	271	74%	39	0	39	11%	55	0	55	15%	365	0	365	100%
15	101	0	101	69%	27	0	27	18%	19	0	19	13%	147	0	147	100%
16	106	0	106	60%	59	0	59	33%	13	0	13	7%	178	0	178	100%
17	2,062	578	2,640	65%	418	23	441	11%	872	90	962	24%	3,352	691	4,043	100%
18	2,266	999	3,265	66%	499	88	587	12%	983	80	1,063	22%	3,748	1,167	4,915	100%
19	1,071	248	1,319	70%	208	7	215	11%	322	21	343	18%	1,601	276	1,877	100%
20	632	606	1,238	72%	178	46	224	13%	209	60	269	16%	1,019	712	1,731	100%
21	501	0	501	63%	89	0	89	11%	211	0	211	26%	801	0	801	100%
22	133	0	133	52%	53	0	53	21%	71	0	71	28%	257	0	257	100%
STATE	17,087	4,671	21,758	68%	3,570	326	3,896	12%	5,808	431	6,239	20%	26,465	5,428	31,893	100%

¹**Successful Terminations:** This number includes the state successful terminations and private successful terminations.

²**Colorado Private Probation:** In FY2018 the private probation section of the annual report was adjusted to combine non-DUI/DWAI private probation numbers with DUI/DWAI private probation numbers. Previous annual reports displayed these numbers separately.

³**Unsuccessful Terminations:** This column includes those probationers who were revoked or absconded. A revocation is defined as a termination from probation supervision for a technical violation, new misdemeanor, or new felony. A revocation to Community Corrections is NOT included in this section. These offenders are not included on this table as they are still under the supervision and jurisdiction of probation. Absconded refers to probationers who become fugitives and are no longer compliant with probation supervision.

⁴**Total Terminations:** This table includes: successful terminations, revocations and absconders from probation supervision. Additional types of probation closures are included in Table 51 and Table 63.

⁵**2:** FY21 termination results should be interpreted with caution as local probation and court practices and operations were significantly altered due to the COVID-19 pandemic, institutional capacity limitations, community unrest and intermittent facility and building closures.

Note: Percentages may not total 100 percent because of rounding.



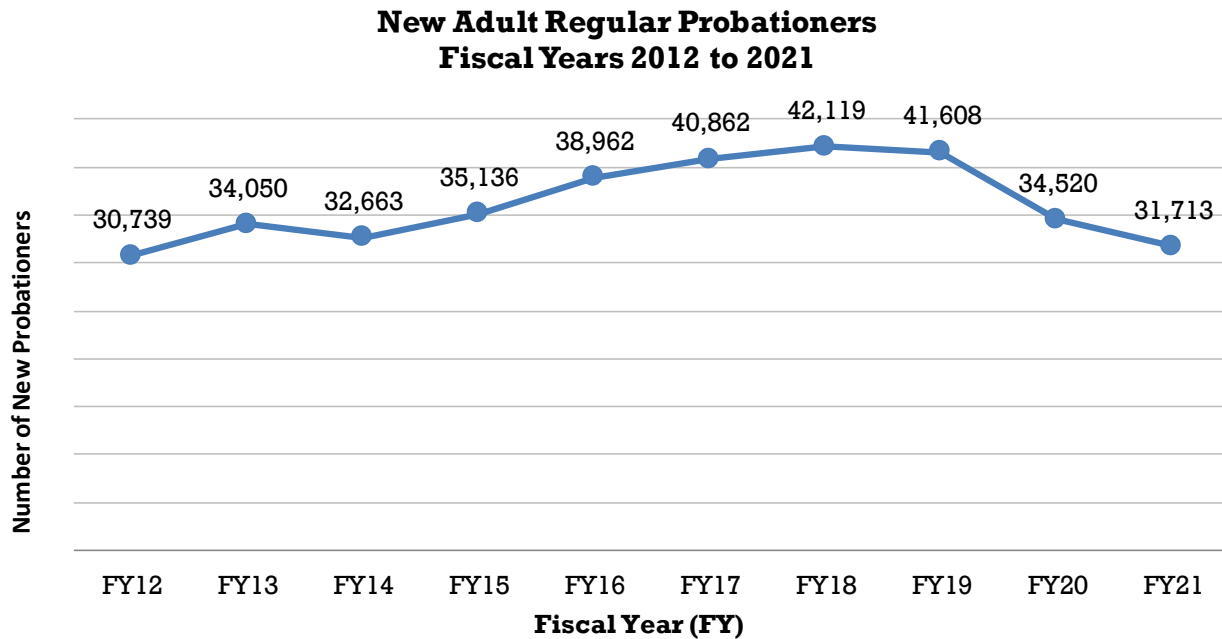
Adult State Regular Probation

Photo Credit: Andréa N. Chávez

Adult Regular Probation

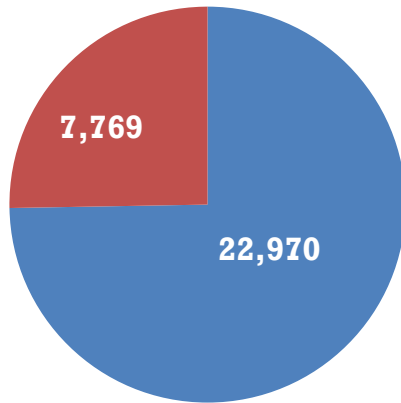
The Colorado Judicial Department administers adult probation in 22 judicial districts. There are over 70 separate probation locations throughout the state providing services to the courts, victims and probation clients. The Division of Probation Services publishes standards for probation supervision. Within the limits of statute and state standards, each district is free to develop and structure programs that address the needs of the local court and the community. In all districts, probationers are assessed for risk and need factors. Based on these assessments, probationers are supervised accordingly and referred for treatment and other relevant services during their period of supervision.

In FY 2021, there were 31,713 adults sentenced to probation and on June 30, 2021 there were 51,447 adult probationers on regular supervision. In FY 2021, 65% of adults completed regular state probation successfully.

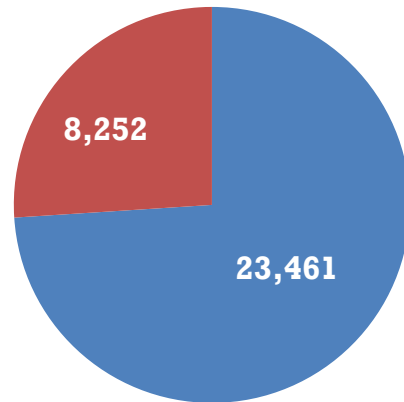


**Chart 7: New Adult Probationers by Gender
Ten Year Comparison**

FISCAL YEAR 2012 NEW



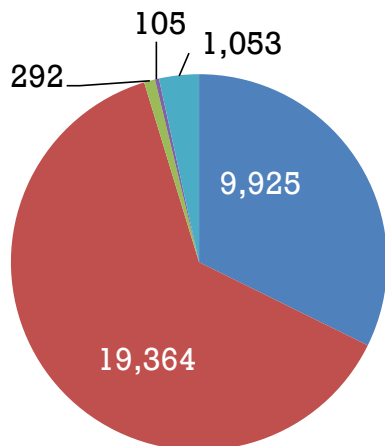
FISCAL YEAR 2021 NEW



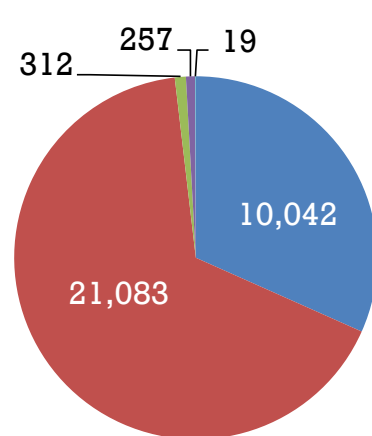
■ Male ■ Female

**Chart 8: New Adult Probationers by Offense Type
Ten Year Comparison**

FISCAL YEAR 2012 NEW



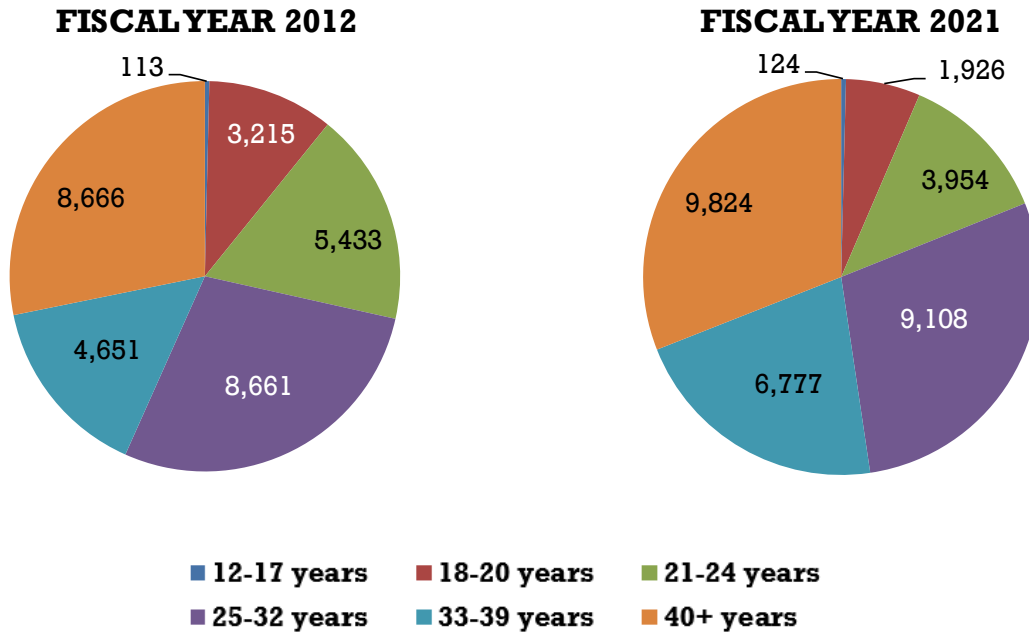
FISCAL YEAR 2021 NEW



■ Felony ■ Misdemeanor ■ Petty Offense ■ Traffic ■ Other

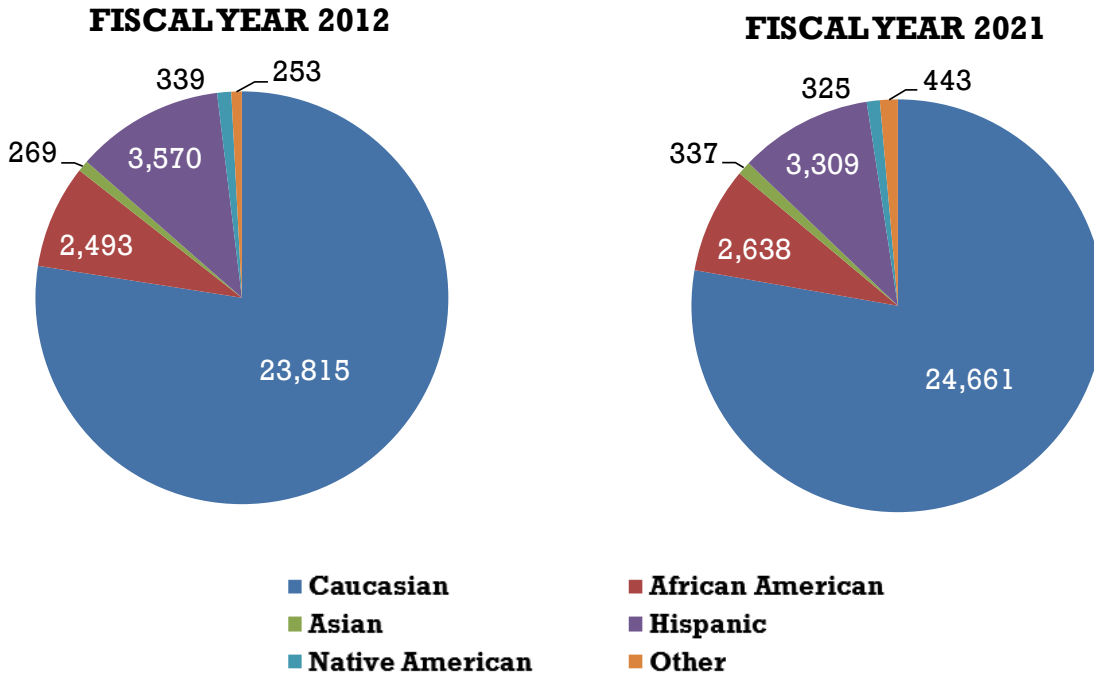
Other: Offenses coded without a law class. Programming enhancements completed in FY 2016 have increased the ability to capture offense class types which significantly reduced the number of cases in the "other" category.

**Chart 9: New Adult Probationers by Age
Ten Year Comparison**



12-17 years: DUI/DWAI and underage consumption convictions for probationers under the age of 18 are captured as "adult offenses."

**Chart 10: New Adult Probationers by Ethnicity
Ten Year Comparison**



Ethnicity: These data are entered by court staff from information provided in the summons, affidavit, arrest report, or complaint filed by the district attorney.

**Table 43:
Colorado State Adult Regular Probation
Investigations
Fiscal Year 2021**

TYPE: DISTRICT	Sex Offender Investigations		Pre-Sentence Investigations		DUI/DWAI Evaluations ¹		Updated Pre-Sentence Investigations		Intake Evaluations		Assessment Summary Report		Interstate Investigations to Colorado		Administrative Investigations (additional cases)		TOTAL INVESTIGATIONS	
	Number	%	Number	%	Number	%	Number	%	Number	%	Number	%	Number	%	Number	%	Number	%
1	144	5%	717	27%	1,499	56%	37	1%	0	0%	0	0%	58	2%	232	9%	2,687	100%
2	75	7%	495	48%	76	7%	8	1%	87	8%	0	0%	104	10%	194	19%	1,039	100%
3	2	1%	96	41%	100	42%	0	0%	6	3%	0	0%	1	0%	32	14%	237	100%
4	151	4%	777	20%	2,183	57%	11	0%	0	0%	0	0%	154	4%	521	14%	3,797	100%
5	20	2%	115	12%	661	71%	6	1%	41	4%	0	0%	11	1%	83	9%	937	100%
6	18	3%	259	39%	332	51%	4	1%	0	0%	0	0%	3	0%	41	6%	657	100%
7	7	1%	179	21%	379	45%	33	4%	34	4%	0	0%	11	1%	200	24%	843	100%
8	84	3%	571	22%	1,329	51%	99	4%	38	1%	0	0%	50	2%	453	17%	2,624	100%
9	12	2%	147	23%	385	60%	15	2%	5	1%	0	0%	3	0%	80	12%	647	100%
10	18	2%	137	18%	422	55%	0	0%	100	13%	0	0%	3	0%	92	12%	772	100%
11	8	2%	55	12%	344	74%	0	0%	1	0%	0	0%	9	2%	51	11%	468	100%
12	8	2%	87	19%	95	21%	2	0%	210	46%	0	0%	10	2%	43	9%	455	100%
13	47	7%	201	30%	250	37%	21	3%	1	0%	1	0%	8	1%	138	21%	667	100%
14	10	3%	70	21%	203	61%	3	1%	0	0%	0	0%	1	0%	45	14%	332	100%
15	8	7%	40	34%	64	54%	0	0%	0	0%	1	1%	2	2%	3	3%	118	100%
16	2	1%	119	37%	99	31%	7	2%	29	9%	0	0%	1	0%	66	20%	323	100%
17	79	3%	509	22%	1,554	67%	4	0%	0	0%	1	0%	34	1%	148	6%	2,329	100%
18	132	6%	265	12%	1,674	75%	0	0%	0	0%	0	0%	89	4%	73	3%	2,233	100%
19	53	3%	486	28%	882	51%	0	0%	0	0%	0	0%	20	1%	275	16%	1,716	100%
20	47	5%	182	19%	534	56%	13	1%	0	0%	0	0%	21	2%	157	16%	954	100%
21	50	5%	248	26%	394	42%	21	2%	0	0%	0	0%	25	3%	200	21%	938	100%
22	10	3%	163	55%	102	35%	2	1%	0	0%	0	0%	0	0%	18	6%	295	100%
STATE	985	4%	5,918	24%	13,561	54%	286	1%	552	2%	3	0%	618	2%	3,145	13%	25,068	100%

Denver County ²	0	0%	0	0%	1,021	100%	0	0%	0	0%	0	0%	0	0%	0	0%	1,021	100%
STATE TOTAL (with Denver County)	985	4%	5,918	23%	14,582	56%	286	1%	552	2%	3	0%	618	2%	3,145	12%	26,089	100%

¹**DUI/DWAI Evaluations:** In previous annual reports this data was reported in Table 94. As of FY 2008 this information is now included in this table.

²**Denver County:** Colorado Judicial contracts with the Denver County Court for alcohol evaluations. Denver County Court is not part of the State Court data system, therefore this data is reported by Denver County for inclusion in this table.

Note: Percentages may not total 100 percent because of rounding.

**Table 44:
Colorado State Adult Regular Probation
New Clients by Offense Type
Fiscal Year 2021**

TYPE: DISTRICT	Felony		Misdemeanor		Petty Offense		Traffic		Other (offense coded without a law class)		TOTAL NEW CLIENTS	
	Number	%	Number	%	Number	%	Number	%	Number	%	Number	%
1	942	28%	2,318	70%	40	1%	8	0%	0	0%	3,308	100%
2	1,460	67%	712	33%	0	0%	0	0%	0	0%	2,172	100%
3	107	35%	192	63%	6	2%	2	1%	0	0%	307	100%
4	1,580	52%	1,443	47%	2	0%	14	0%	4	0%	3,043	100%
5	233	25%	636	69%	37	4%	15	2%	0	0%	921	100%
6	156	32%	321	66%	3	1%	4	1%	0	0%	484	100%
7	190	27%	493	71%	6	1%	7	1%	0	0%	696	100%
8	701	24%	2,171	74%	38	1%	26	1%	1	0%	2,937	100%
9	156	31%	338	67%	6	1%	2	0%	0	0%	502	100%
10	307	23%	989	76%	9	1%	4	0%	0	0%	1,309	100%
11	170	21%	595	75%	16	2%	15	2%	0	0%	796	100%
12	116	26%	313	71%	6	1%	7	2%	0	0%	442	100%
13	210	29%	500	68%	17	2%	8	1%	0	0%	735	100%
14	79	23%	258	75%	4	1%	1	0%	0	0%	342	100%
15	63	28%	154	69%	5	2%	2	1%	0	0%	224	100%
16	88	33%	179	67%	1	0%	0	0%	0	0%	268	100%
17	986	28%	2,533	71%	25	1%	18	1%	5	0%	3,567	100%
18	1,062	23%	3,466	75%	46	1%	55	1%	6	0%	4,635	100%
19	597	25%	1,754	73%	22	1%	40	2%	1	0%	2,414	100%
20	445	30%	998	67%	17	1%	19	1%	2	0%	1,481	100%
21	329	37%	541	61%	6	1%	10	1%	0	0%	886	100%
22	65	27%	179	73%	0	0%	0	0%	0	0%	244	100%
STATE	10,042	32%	21,083	66%	312	1%	257	1%	19	0%	31,713	100%

¹**Other (offense coded without a law class):** Programming enhancements completed in FY 2016 have increased the ability to capture offense class types which significantly reduced the number of cases in the "other" category.

Note: Percentages may not total 100 percent because of rounding.

**Table 45:
Colorado State Adult Regular Probation
New Clients by Court of Origin
Fiscal Year 2021**

TYPE: DISTRICT	District Court		County Court		Interstate Transfers to Colorado		TOTAL NEW CLIENTS	
	Number	%	Number	%	Number	%	Number	%
1	1,642	50%	1,638	50%	28	1%	3,308	100%
2	2,078	96%	26	1%	68	3%	2,172	100%
3	181	59%	117	38%	9	3%	307	100%
4	2,051	67%	908	30%	84	3%	3,043	100%
5	369	40%	537	58%	15	2%	921	100%
6	252	52%	216	45%	16	3%	484	100%
7	319	46%	366	53%	11	2%	696	100%
8	986	34%	1,906	65%	45	2%	2,937	100%
9	240	48%	258	51%	4	1%	502	100%
10	665	51%	614	47%	30	2%	1,309	100%
11	323	41%	462	58%	11	1%	796	100%
12	248	56%	182	41%	12	3%	442	100%
13	345	47%	385	52%	5	1%	735	100%
14	161	47%	169	49%	12	4%	342	100%
15	105	47%	114	51%	5	2%	224	100%
16	137	51%	126	47%	5	2%	268	100%
17	1,728	48%	1,788	50%	51	1%	3,567	100%
18	1,854	40%	2,716	59%	65	1%	4,635	100%
19	986	41%	1,390	58%	38	2%	2,414	100%
20	752	51%	706	48%	23	2%	1,481	100%
21	529	60%	337	38%	20	2%	886	100%
22	112	46%	122	50%	10	4%	244	100%
STATE	16,063	51%	15,083	48%	567	2%	31,713	100%

Note: Percentages may not total 100 percent because of rounding.

**Table 46:
Colorado State Adult Regular Probation
New Clients by Supervision Type
Fiscal Year 2021**

TYPE:	Probation		Probation Revoked and Re-sentenced		Interstate Transfers to Colorado		Courtesy Supervision from Other Colorado Probation Districts		Direct Sentence Community Corrections		Deferred Judgment and Sentence		Diversion to be Supervised by Probation ¹		TOTAL NEW CLIENTS	
	DISTRICT	Number	%	Number	%	Number	%	Number	%	Number	%	Number	%	Number	%	Number
1	2,661	80%	55	2%	29	1%	238	7%	134	4%	188	6%	3	0%	3,308	100%
2	1,455	67%	64	3%	69	3%	169	8%	186	9%	229	11%	0	0%	2,172	100%
3	127	41%	7	2%	9	3%	31	10%	9	3%	124	40%	0	0%	307	100%
4	1,776	58%	83	3%	84	3%	215	7%	157	5%	728	24%	0	0%	3,043	100%
5	610	66%	16	2%	16	2%	98	11%	14	2%	167	18%	0	0%	921	100%
6	312	64%	10	2%	16	3%	42	9%	15	3%	89	18%	0	0%	484	100%
7	411	59%	11	2%	11	2%	75	11%	26	4%	162	23%	0	0%	696	100%
8	1,951	66%	58	2%	45	2%	142	5%	122	4%	619	21%	0	0%	2,937	100%
9	331	66%	3	1%	4	1%	82	16%	7	1%	75	15%	0	0%	502	100%
10	818	62%	29	2%	30	2%	151	12%	30	2%	251	19%	0	0%	1,309	100%
11	436	55%	15	2%	11	1%	90	11%	6	1%	238	30%	0	0%	796	100%
12	204	46%	13	3%	12	3%	54	12%	19	4%	140	32%	0	0%	442	100%
13	455	62%	17	2%	5	1%	77	10%	44	6%	137	19%	0	0%	735	100%
14	195	57%	7	2%	12	4%	49	14%	7	2%	72	21%	0	0%	342	100%
15	123	55%	3	1%	5	2%	31	14%	10	4%	52	23%	0	0%	224	100%
16	146	54%	0	0%	5	2%	67	25%	14	5%	36	13%	0	0%	268	100%
17	2,498	70%	57	2%	52	1%	396	11%	161	5%	403	11%	0	0%	3,567	100%
18	3,116	67%	37	1%	65	1%	310	7%	107	2%	1,000	22%	0	0%	4,635	100%
19	1,622	67%	21	1%	38	2%	281	12%	88	4%	364	15%	0	0%	2,414	100%
20	875	59%	25	2%	23	2%	170	11%	29	2%	359	24%	0	0%	1,481	100%
21	676	76%	17	2%	20	2%	98	11%	60	7%	15	2%	0	0%	886	100%
22	127	52%	2	1%	10	4%	29	12%	10	4%	66	27%	0	0%	244	100%
STATE	20,925	66%	550	2%	571	2%	2,895	9%	1,255	4%	5,514	17%	3	0%	31,713	100%

Note: Percentages may not total 100 percent because of rounding.

¹Diversion to be Supervised by Probation: Cases sentenced to probation that are supervised as part of a deferred prosecution agreement.

**Table 47:
Colorado State Adult Regular Probation
New Clients by Gender
Fiscal Year 2021**

TYPE:	Female		Male		Unknown		TOTAL NEW CLIENTS	
DISTRICT	Number	%	Number	%	Number	%	Number	%
1	842	25%	2,465	75%	1	0%	3,308	100%
2	491	23%	1,678	77%	3	0%	2,172	100%
3	90	29%	216	70%	1	0%	307	100%
4	802	26%	2,240	74%	1	0%	3,043	100%
5	200	22%	721	78%	0	0%	921	100%
6	124	26%	359	74%	1	0%	484	100%
7	188	27%	508	73%	0	0%	696	100%
8	851	29%	2,085	71%	1	0%	2,937	100%
9	128	25%	373	74%	1	0%	502	100%
10	403	31%	906	69%	0	0%	1,309	100%
11	217	27%	578	73%	1	0%	796	100%
12	117	26%	325	74%	0	0%	442	100%
13	179	24%	556	76%	0	0%	735	100%
14	70	20%	271	79%	1	0%	342	100%
15	54	24%	170	76%	0	0%	224	100%
16	68	25%	199	74%	1	0%	268	100%
17	868	24%	2,698	76%	1	0%	3,567	100%
18	1,232	27%	3,399	73%	4	0%	4,635	100%
19	660	27%	1,753	73%	1	0%	2,414	100%
20	375	25%	1,105	75%	1	0%	1,481	100%
21	221	25%	665	75%	0	0%	886	100%
22	72	30%	172	70%	0	0%	244	100%
STATE	8,252	26%	23,442	74%	19	0%	31,713	100%

Note: Percentages may not total 100 percent because of rounding.

**Table 48:
Colorado State Adult Regular Probation
New Clients by Age
Fiscal Year 2021**

TYPE:	12-17 Years*		18-20 Years		21-24 Years		25-32 Years		33-39 Years		40 and above		Unknown		TOTAL NEW CLIENTS	
DISTRICT	Number	%	Number	%	Number	%	Number	%	Number	%	Number	%	Number	%	Number	%
1	10	0%	166	5%	385	12%	989	30%	731	22%	1,027	31%	0	0%	3,308	100%
2	2	0%	113	5%	263	12%	663	31%	474	22%	657	30%	0	0%	2,172	100%
3	0	0%	12	4%	36	12%	72	23%	68	22%	119	39%	0	0%	307	100%
4	4	0%	177	6%	365	12%	923	30%	694	23%	880	29%	0	0%	3,043	100%
5	16	2%	41	4%	104	11%	251	27%	194	21%	315	34%	0	0%	921	100%
6	1	0%	22	5%	46	10%	133	27%	126	26%	156	32%	0	0%	484	100%
7	3	0%	40	6%	71	10%	182	26%	154	22%	246	35%	0	0%	696	100%
8	9	0%	237	8%	425	14%	792	27%	591	20%	883	30%	0	0%	2,937	100%
9	1	0%	27	5%	53	11%	144	29%	91	18%	186	37%	0	0%	502	100%
10	2	0%	83	6%	158	12%	360	28%	318	24%	388	30%	0	0%	1,309	100%
11	4	1%	37	5%	74	9%	214	27%	167	21%	300	38%	0	0%	796	100%
12	1	0%	29	7%	59	13%	115	26%	85	19%	153	35%	0	0%	442	100%
13	8	1%	50	7%	100	14%	197	27%	144	20%	236	32%	0	0%	735	100%
14	1	0%	14	4%	36	11%	103	30%	75	22%	113	33%	0	0%	342	100%
15	0	0%	19	8%	30	13%	67	30%	50	22%	58	26%	0	0%	224	100%
16	0	0%	6	2%	30	11%	65	24%	57	21%	110	41%	0	0%	268	100%
17	10	0%	189	5%	470	13%	1,080	30%	783	22%	1,035	29%	0	0%	3,567	100%
18	26	1%	302	7%	556	12%	1,368	30%	925	20%	1,458	31%	0	0%	4,635	100%
19	11	0%	185	8%	372	15%	688	29%	488	20%	670	28%	0	0%	2,414	100%
20	9	1%	122	8%	190	13%	392	26%	298	20%	470	32%	0	0%	1,481	100%
21	6	1%	44	5%	100	11%	233	26%	208	23%	295	33%	0	0%	886	100%
22	0	0%	11	5%	31	13%	77	32%	56	23%	69	28%	0	0%	244	100%
STATE	124	0%	1,926	6%	3,954	12%	9,108	29%	6,777	21%	9,824	31%	0	0%	31,713	100%

¹**12-17 Years:** In some jurisdictions, DUI/DWAI and underage consumption convictions for probationers under the age of 18 are captured as "adult offenses".

Note: Percentages may not total 100 percent because of rounding.

Table 49:
Colorado State Adult Regular Probation
New Clients by Ethnic Group¹
Fiscal Year 2021

TYPE: DISTRICT	Caucasian		African American		Asian		Hispanic		Native American		Other		TOTAL NEW CLIENTS	
	Number	%	Number	%	Number	%	Number	%	Number	%	Number	%	Number	%
1	2,717	82%	196	6%	37	1%	305	9%	16	0%	37	1%	3,308	100%
2	1,457	67%	524	24%	29	1%	142	7%	11	1%	9	0%	2,172	100%
3	223	73%	7	2%	1	0%	65	21%	7	2%	4	1%	307	100%
4	2,125	70%	471	15%	28	1%	354	12%	18	1%	47	2%	3,043	100%
5	775	84%	23	2%	8	1%	96	10%	0	0%	19	2%	921	100%
6	334	69%	11	2%	1	0%	48	10%	79	16%	11	2%	484	100%
7	593	85%	10	1%	2	0%	73	10%	2	0%	16	2%	696	100%
8	2,561	87%	116	4%	22	1%	189	6%	22	1%	27	1%	2,937	100%
9	439	87%	7	1%	0	0%	50	10%	1	0%	5	1%	502	100%
10	749	57%	43	3%	1	0%	462	35%	19	1%	35	3%	1,309	100%
11	720	90%	15	2%	3	0%	28	4%	1	0%	29	4%	796	100%
12	314	71%	13	3%	0	0%	107	24%	5	1%	3	1%	442	100%
13	614	84%	36	5%	2	0%	75	10%	5	1%	3	0%	735	100%
14	312	91%	5	1%	0	0%	16	5%	3	1%	6	2%	342	100%
15	180	80%	4	2%	1	0%	34	15%	1	0%	4	2%	224	100%
16	185	69%	9	3%	1	0%	68	25%	1	0%	4	1%	268	100%
17	2,956	83%	273	8%	59	2%	243	7%	14	0%	22	1%	3,567	100%
18	3,270	71%	689	15%	102	2%	465	10%	18	0%	91	2%	4,635	100%
19	1,932	80%	87	4%	16	1%	329	14%	7	0%	43	2%	2,414	100%
20	1,294	87%	73	5%	18	1%	71	5%	6	0%	19	1%	1,481	100%
21	774	87%	22	2%	6	1%	75	8%	3	0%	6	1%	886	100%
22	137	56%	4	2%	0	0%	14	6%	86	35%	3	1%	244	100%
STATE	24,661	78%	2,638	8%	337	1%	3,309	10%	325	1%	443	1%	31,713	100%

¹ **Ethnic Group:** This data is entered by court staff from information provided in the summons, affidavit, arrest report, or complaint filed with the court.

Note: Percentages may not total 100 percent because of rounding.

**Table 50:
Colorado State Adult Regular Probation
Successful/Unsuccessful Terminations
Fiscal Year 2021**

TYPE:	SUCCESSFUL TERMINATIONS ¹		UNSUCCESSFUL TERMINATIONS ²				TOTAL TERMINATIONS ³	
	Successful		Revoked		Absconded			
DISTRICT	Number	%	Number	%	Number	%	Number	%
1	2,261	67%	438	13%	673	20%	3,372	100%
2 ⁴	1,232	60%	308	15%	504	25%	2,044	100%
3	139	68%	26	13%	39	19%	204	100%
4	1,458	62%	324	14%	555	24%	2,337	100%
5	517	74%	48	7%	137	20%	702	100%
6	360	75%	57	12%	63	13%	480	100%
7	366	75%	54	11%	65	13%	485	100%
8	1,477	67%	304	14%	429	19%	2,210	100%
9	326	71%	58	13%	75	16%	459	100%
10	577	59%	147	15%	262	27%	986	100%
11	414	70%	77	13%	103	17%	594	100%
12	274	61%	94	21%	81	18%	449	100%
13	543	80%	65	10%	67	10%	675	100%
14	271	74%	39	11%	55	15%	365	100%
15	101	69%	27	18%	19	13%	147	100%
16	106	60%	59	33%	13	7%	178	100%
17	2,062	62%	418	12%	872	26%	3,352	100%
18	2,266	60%	499	13%	983	26%	3,748	100%
19	1,071	67%	208	13%	322	20%	1,601	100%
20	632	62%	178	17%	209	21%	1,019	100%
21	501	63%	89	11%	211	26%	801	100%
22	133	52%	53	21%	71	28%	257	100%
STATE	17,087	65%	3,570	13%	5,808	22%	26,465	100%

¹**Successful Terminations:** This column is exclusively state successful terminations.

²**Unsuccessful Terminations:** This column includes those probationers who were revoked or absconded. A revocation is defined as a termination from probation supervision for a technical violation, new misdemeanor, or new felony. A revocation to Community Corrections is NOT included in this section because these offenders are still under the supervision and jurisdiction of probation. Absconded refers to probationers who become fugitives and are no longer compliant with probation supervision.

³**Total Terminations:** This table includes: successful terminations, revocations and absconders from probation supervision. Additional types of state adult probation closures are included in Table 51.

⁴**2:** FY21 termination results should be interpreted with caution as local probation and court practices and operations were significantly altered due to the COVID-19 pandemic, institutional capacity limitations, community unrest and intermittent facility and building closures.

Note: Percentages may not total 100 percent because of rounding.

**Table 51:
Colorado State Adult Regular Probation
All Probation Supervision Closure Types
Fiscal Year 2021**

TYPE:	Successful		Revoked		Absconded		Community Corrections Discharge		Deported		Death		Administrative Closure		TOTAL CLOSURES		Courtesy Transfers ¹	
	DISTRICT	Number	%	Number	%	Number	%	Number	%	Number	%	Number	%	Number	%	Number	DISTRICT	
1	2,261	60%	438	12%	673	18%	226	6%	3	0%	44	1%	112	3%	3,757	100%	279	1
2 ²	1,232	48%	308	12%	504	20%	298	12%	10	0%	27	1%	173	7%	2,552	100%	249	2 2
3	139	64%	26	12%	39	18%	3	1%	2	1%	7	3%	1	0%	217	100%	35	3
4	1,458	57%	324	13%	555	22%	157	6%	1	0%	46	2%	16	1%	2,557	100%	232	4
5	517	70%	48	7%	137	19%	17	2%	5	1%	10	1%	4	1%	738	100%	100	5
6	360	72%	57	11%	63	13%	8	2%	0	0%	11	2%	3	1%	502	100%	39	6
7	366	69%	54	10%	65	12%	39	7%	1	0%	8	2%	0	0%	533	100%	70	7
8	1,477	58%	304	12%	429	17%	291	11%	0	0%	32	1%	6	0%	2,539	100%	170	8
9	326	66%	58	12%	75	15%	22	4%	0	0%	11	2%	3	1%	495	100%	73	9
10	577	55%	147	14%	262	25%	37	4%	0	0%	19	2%	6	1%	1,048	100%	155	10
11	414	66%	77	12%	103	17%	12	2%	0	0%	10	2%	7	1%	623	100%	87	11
12	274	54%	94	18%	81	16%	57	11%	0	0%	6	1%	0	0%	512	100%	58	12
13	543	76%	65	9%	67	9%	26	4%	1	0%	6	1%	6	1%	714	100%	94	13
14	271	71%	39	10%	55	14%	4	1%	0	0%	6	2%	5	1%	380	100%	55	14
15	101	55%	27	15%	19	10%	34	18%	0	0%	2	1%	2	1%	185	100%	26	15
16	106	50%	59	28%	13	6%	26	12%	0	0%	6	3%	3	1%	213	100%	60	16
17	2,062	56%	418	11%	872	24%	271	7%	6	0%	45	1%	29	1%	3,703	100%	502	17
18	2,266	56%	499	12%	983	24%	234	6%	9	0%	50	1%	9	0%	4,050	100%	358	18
19	1,071	60%	208	12%	322	18%	144	8%	5	0%	25	1%	13	1%	1,788	100%	331	19
20	632	58%	178	16%	209	19%	30	3%	1	0%	12	1%	22	2%	1,084	100%	170	20
21	501	55%	89	10%	211	23%	77	9%	1	0%	16	2%	10	1%	905	100%	92	21
22	133	49%	53	19%	71	26%	16	6%	0	0%	1	0%	0	0%	274	100%	16	22
STATE	17,087	58%	3,570	12%	5,808	20%	2,029	7%	45	0%	400	1%	430	1%	29,369	100%	3,251	STATE

¹**Courtesy Transfers:** Beginning in FY 2008 courtesy transfers were removed from "Total Closures" as they are accounted for within the existing closure categories. They are reported separately to track the cases transferred between districts.

²**FY21 termination results should be interpreted with caution as local probation and court practices and operations were significantly altered due to the COVID-19 pandemic, institutional capacity limitations, community unrest and intermittent facility and building closures.**

Note: Percentages may not total 100 percent because of rounding.

**Table 52:
Colorado State Adult Regular Probation
Type of Revocation
Fiscal Year 2021**

TYPE: DISTRICT	New Felony ¹		New Misdemeanor ²		Technical ³		TOTAL REVOCATIONS ⁴	
	Number	%	Number	%	Number	%	Number	%
1	53	12%	80	18%	305	70%	438	100%
2 ⁵	71	23%	34	11%	203	66%	308	100%
3	11	42%	2	8%	13	50%	26	100%
4	109	34%	25	8%	190	59%	324	100%
5	7	15%	13	27%	28	58%	48	100%
6	4	7%	8	14%	45	79%	57	100%
7	9	17%	9	17%	36	67%	54	100%
8	42	14%	73	24%	189	62%	304	100%
9	12	21%	16	28%	30	52%	58	100%
10	24	16%	43	29%	80	54%	147	100%
11	15	19%	15	19%	47	61%	77	100%
12	6	6%	14	15%	74	79%	94	100%
13	9	14%	7	11%	49	75%	65	100%
14	6	15%	14	36%	19	49%	39	100%
15	4	15%	5	19%	18	67%	27	100%
16	2	3%	7	12%	50	85%	59	100%
17	60	14%	71	17%	287	69%	418	100%
18	125	25%	109	22%	265	53%	499	100%
19	46	22%	63	30%	99	48%	208	100%
20	24	13%	34	19%	120	67%	178	100%
21	33	37%	27	30%	29	33%	89	100%
22	4	8%	7	13%	42	79%	53	100%
STATE	676	19%	676	19%	2,218	62%	3,570	100%

¹**New Felony:** Includes revocations for a new felony offense committed while on probation supervision.

²**New Misdemeanor:** Includes revocations for a new misdemeanor offense committed while on probation supervision.

³**Technical:** Includes revocations for technical probation supervision violations (e.g. drug use, unsuccessful discharge from treatment).

⁴**Total Revocations:** Total includes all felony, misdemeanor, and technical violations resulting in a revocation from probation.

⁵**2:** FY21 termination results should be interpreted with caution as local probation and court practices and operations were significantly altered due to the COVID-19 pandemic, institutional capacity limitations, community unrest and intermittent facility and building closures.

Note: Percentages may not total 100 percent because of rounding.

**Table 53:
Colorado State Adult Regular Probation
Length of Stay
Fiscal Year 2021**

TYPE:		0-12 months		13-24 months		25-36 months		37 + months		TOTAL CLOSURES	
DISTRICT	Number	%	Number	%	Number	%	Number	%	Number	%	
1	1,170	31%	1,757	47%	602	16%	228	6%	3,757	100%	
2	786	31%	1,240	49%	346	14%	180	7%	2,552	100%	
3	85	39%	97	45%	28	13%	7	3%	217	100%	
4	544	21%	1,132	44%	517	20%	364	14%	2,557	100%	
5	266	36%	309	42%	98	13%	65	9%	738	100%	
6	143	28%	225	45%	95	19%	39	8%	502	100%	
7	167	31%	236	44%	77	14%	53	10%	533	100%	
8	792	31%	1,018	40%	438	17%	291	11%	2,539	100%	
9	114	23%	224	45%	96	19%	61	12%	495	100%	
10	344	33%	432	41%	178	17%	94	9%	1,048	100%	
11	222	36%	239	38%	97	16%	65	10%	623	100%	
12	194	38%	215	42%	76	15%	27	5%	512	100%	
13	250	35%	310	43%	95	13%	59	8%	714	100%	
14	132	35%	150	39%	66	17%	32	8%	380	100%	
15	80	43%	68	37%	20	11%	17	9%	185	100%	
16	66	31%	90	42%	36	17%	21	10%	213	100%	
17	1,093	30%	1,581	43%	629	17%	400	11%	3,703	100%	
18	1,178	29%	1,698	42%	722	18%	452	11%	4,050	100%	
19	498	28%	785	44%	301	17%	204	11%	1,788	100%	
20	398	37%	451	42%	144	13%	91	8%	1,084	100%	
21	264	29%	332	37%	163	18%	146	16%	905	100%	
22	91	33%	112	41%	50	18%	21	8%	274	100%	
STATE	8,877	30%	12,701	43%	4,874	17%	2,917	10%	29,369	100%	

Note: Percentages may not total 100 percent because of rounding.

Table 54:
Colorado State Adult Regular and Private Probation
Active Client on June 30, 2021
Fiscal Year 2021

TYPE	TOTAL STATE REGULAR CLIENTS		TOTAL PRIVATE CLIENTS		TOTAL STATE REGULAR & PRIVATE PROBATION POPULATION	
	Number	%	Number	%	Number	%
DISTRICT						
1	5,442	87%	818	13%	6,260	100%
2	3,827	100%	0	0%	3,827	100%
3	391	100%	0	0%	391	100%
4	5,899	73%	2,180	27%	8,079	100%
5	1,211	98%	26	2%	1,237	100%
6	934	100%	0	0%	934	100%
7	1,258	100%	0	0%	1,258	100%
8	4,059	84%	761	16%	4,820	100%
9	1,056	100%	0	0%	1,056	100%
10	2,032	80%	520	20%	2,552	100%
11	1,185	87%	173	13%	1,358	100%
12	657	100%	0	0%	657	100%
13	1,137	100%	0	0%	1,137	100%
14	659	100%	0	0%	659	100%
15	315	100%	0	0%	315	100%
16	461	100%	0	0%	461	100%
17	6,151	87%	888	13%	7,039	100%
18	6,855	78%	1,924	22%	8,779	100%
19	3,613	86%	581	14%	4,194	100%
20	1,917	69%	873	31%	2,790	100%
21	2,003	100%	0	0%	2,003	100%
22	385	100%	0	0%	385	100%
STATE	51,447	85%	8,744	15%	60,191	100%

Note: Percentages may not total 100 percent because of rounding.

**Table 55:
Colorado State Adult Regular Probation
Active Client Risk Levels¹ on June 30, 2021
Fiscal Year 2021**

Risk Levels:	New: w/in the first 30 days of supervision start date		Maximum		Medium		Minimum		Administrative		Automated Reporting Program (ARP)		Community Corrections		Interstate Transfer to Another State		TOTAL STATE PROBATION CLIENTS	
	Number	%	Number	%	Number	%	Number	%	Number	%	Number	%	Number	%	Number	%	Number	%
DISTRICT 1	146	3%	433	8%	1,085	20%	2,114	39%	888	16%	354	7%	262	5%	160	3%	5,442	100%
2	8	0%	695	18%	978	26%	512	13%	833	22%	376	10%	269	7%	156	4%	3,827	100%
3	9	2%	121	31%	81	21%	73	19%	61	16%	0	0%	12	3%	34	9%	391	100%
4	71	1%	793	13%	1,702	29%	1,295	22%	1,350	23%	235	4%	84	1%	369	6%	5,899	100%
5	40	3%	136	11%	284	23%	454	37%	85	7%	28	2%	56	5%	128	11%	1,211	100%
6	14	1%	114	12%	204	22%	350	37%	90	10%	0	0%	49	5%	113	12%	934	100%
7	27	2%	204	16%	296	24%	518	41%	71	6%	12	1%	89	7%	41	3%	1,258	100%
8	77	2%	560	14%	1,259	31%	686	17%	492	12%	346	9%	389	10%	250	6%	4,059	100%
9	24	2%	128	12%	156	15%	523	50%	135	13%	0	0%	37	4%	53	5%	1,056	100%
10	50	2%	368	18%	543	27%	197	10%	409	20%	291	14%	129	6%	45	2%	2,032	100%
11	55	5%	200	17%	349	29%	266	22%	256	22%	0	0%	27	2%	32	3%	1,185	100%
12	18	3%	124	19%	151	23%	211	32%	77	12%	20	3%	35	5%	21	3%	657	100%
13	18	2%	161	14%	258	23%	372	33%	100	9%	71	6%	86	8%	71	6%	1,137	100%
14	30	5%	52	8%	209	32%	232	35%	62	9%	0	0%	27	4%	47	7%	659	100%
15	7	2%	57	18%	89	28%	114	36%	2	1%	0	0%	32	10%	14	4%	315	100%
16	6	1%	76	16%	110	24%	152	33%	77	17%	0	0%	28	6%	12	3%	461	100%
17	103	2%	789	13%	1,915	31%	1,317	21%	1,409	23%	126	2%	319	5%	173	3%	6,151	100%
18	242	4%	767	11%	2,190	32%	1,521	22%	1,182	17%	321	5%	289	4%	343	5%	6,855	100%
19	92	3%	365	10%	835	23%	1,001	28%	762	21%	203	6%	222	6%	133	4%	3,613	100%
20	5	0%	336	18%	440	23%	540	28%	356	19%	36	2%	79	4%	125	7%	1,917	100%
21	33	2%	241	12%	412	21%	504	25%	282	14%	158	8%	234	12%	139	7%	2,003	100%
22	17	4%	72	19%	86	22%	116	30%	44	11%	0	0%	19	5%	31	8%	385	100%
STATE	1,092	2%	6,792	13%	13,632	27%	13,068	26%	9,023	18%	2,577	5%	2,773	5%	2,490	5%	51,447	100%

¹**Active Client Risk Levels:** This data includes regular adult supervision, domestic violence, sex offender (Non-SOISP), problem solving court, mental health and economic crime. Detailed supervision levels for each regular adult supervision, domestic violence, sex offender (Non-SOISP), problem solving court, mental health and economic crime can be found on Tables 56 and 57.

Note: Percentages may not total 100 percent because of rounding.

Table 56:
Colorado State Adult Regular Probation
Regular Adult, Domestic Violence and Sex Offender Caseloads
Active Client Risk Levels on June 30, 2021
Fiscal Year 2021

Risk Level:	Regular Adult									
	Regular Maximum		Regular Medium		Regular Minimum		Regular Admin & ARP		Regular Total	
	#	%	#	%	#	%	#	%	#	%
DISTRICT	#	%	#	%	#	%	#	%	#	%
1	250	6%	732	19%	1,713	44%	1,217	31%	3,912	100%
2	468	18%	707	28%	349	14%	1,020	40%	2,544	100%
3	76	29%	62	24%	64	24%	61	23%	263	100%
4	510	13%	1,086	28%	799	21%	1,501	39%	3,896	100%
5	66	9%	182	26%	351	49%	112	16%	711	100%
6	77	12%	144	23%	315	51%	85	14%	621	100%
7	160	18%	228	26%	412	47%	82	9%	882	100%
8	388	14%	949	34%	593	21%	831	30%	2,761	100%
9	83	11%	119	16%	413	55%	131	18%	746	100%
10	221	16%	336	25%	120	9%	663	49%	1,340	100%
11	120	15%	222	27%	224	28%	248	30%	814	100%
12	81	17%	115	25%	176	38%	96	21%	468	100%
13	107	15%	150	21%	303	42%	161	22%	721	100%
14	30	7%	128	31%	196	48%	57	14%	411	100%
15	52	24%	69	32%	91	43%	2	1%	214	100%
16	55	17%	69	21%	122	38%	77	24%	323	100%
17	348	8%	1,331	31%	1,136	26%	1,495	35%	4,310	100%
18	325	7%	1,497	33%	1,315	29%	1,408	31%	4,545	100%
19	210	8%	543	21%	897	35%	920	36%	2,570	100%
20	187	16%	282	24%	359	30%	363	30%	1,191	100%
21	118	9%	314	24%	431	33%	431	33%	1,294	100%
22	56	21%	66	25%	96	37%	44	17%	262	100%
STATE	3,988	11%	9,331	27%	10,475	30%	11,005	32%	34,799	100%

Risk Level:	Domestic Violence										
	DV Maximum			DV Medium		DV Minimum		DV Administrative		DV Total	
	#	%	#	%	#	%	#	%	#	%	
DISTRICT	#	%	#	%	#	%	#	%	#	%	
1	76	11%	268	40%	306	45%	23	3%	673	100%	
2	70	18%	165	42%	131	33%	27	7%	393	100%	
3	6	23%	12	46%	8	31%	0	0%	26	100%	
4	135	16%	406	49%	263	31%	33	4%	837	100%	
5	35	16%	85	40%	94	44%	1	0%	215	100%	
6	15	16%	44	48%	28	30%	5	5%	92	100%	
7	20	14%	44	31%	75	54%	1	1%	140	100%	
8	60	16%	237	63%	77	21%	1	0%	375	100%	
9	10	8%	18	15%	89	75%	2	2%	119	100%	
10	99	28%	178	50%	55	15%	23	6%	355	100%	
11	66	33%	108	54%	17	9%	8	4%	199	100%	
12	22	34%	23	35%	20	31%	0	0%	65	100%	
13	28	17%	95	58%	37	22%	5	3%	165	100%	
14	10	11%	59	66%	20	22%	0	0%	89	100%	
15	3	8%	19	53%	14	39%	0	0%	36	100%	
16	12	18%	38	57%	17	25%	0	0%	67	100%	
17	322	33%	492	51%	122	13%	34	4%	970	100%	
18	200	23%	551	64%	84	10%	28	3%	863	100%	
19	88	19%	261	56%	85	18%	34	7%	468	100%	
20	64	22%	120	40%	110	37%	3	1%	297	100%	
21	91	49%	74	40%	15	8%	4	2%	184	100%	
22	12	35%	9	26%	13	38%	0	0%	34	100%	
STATE	1,444	22%	3,306	50%	1,680	25%	232	3%	6,662	100%	

Note: Percentages may not total 100 percent because of rounding.

Risk Level:	Sex Offenders (Non-SOISP)*									
	Sex Offender Maximum		Sex Offender Medium		Sex Offender Minimum		Sex Offender Administrative		Sex Offender Total	
	#	%	#	%	#	%	#	%	#	%
DISTRICT	#	%	#	%	#	%	#	%	#	%
1	22	22%	23	23%	51	52%	2	2%	98	100%
2	9	7%	6	4%	12	9%	109	80%	136	100%
3	6	50%	5	42%	1	8%	0	0%	12	100%
4	21	11%	26	13%	143	74%	4	2%	194	100%
5	2	17%	5	42%	5	42%	0	0%	12	100%
6	11	37%	13	43%	6	20%	0	0%	30	100%
7	6	17%	4	11%	26	72%	0	0%	36	100%
8	39	43%	31	34%	14	16%	6	7%	90	100%
9	8	25%	6	19%	16	50%	2	6%	32	100%
10	9	26%	4	12%	20	59%	1	3%	34	100%
11	2	6%	9	29%	20	65%	0	0%	31	100%
12	4	19%	6	29%	11	52%	0	0%	21	100%
13	7	20%	5	14%	18	51%	5	14%	35	100%
14	3	17%	3	17%	7	39%	5	28%	18	100%
15	2	17%	1	8%	9	75%	0	0%	12	100%
16	2	14%	1	7%	11	79%	0	0%	14	100%
17	22	31%	21	30%	25	36%	2	3%	70	100%
18	25	12%	33	15%	105	49%	53	25%	216	100%
19	26	50%	16	31%	5	10%	5	10%	52	100%
20	15	14%	15	14%	59	55%	19	18%	108	100%
21	12	16%	9	12%	50	66%	5	7%	76	100%
22	1	14%	5	71%	1	14%	0	0%	7	100%
STATE	254	19%	247	19%	615	46%	218	16%	1,334	100%

*SOISP's (Sex Offender Intensive Supervision Probation) active client numbers can be found in Table 97

**Table 57:
Colorado State Adult Regular Probation
Problem Solving Court, Mental Health and Economic Crime Caseloads
Active Client Risk Levels on June 30, 2021**

Fiscal Year 2021

Risk Level:	Problem Solving Court (PSC)									
	PSC Maximum		PSC Medium		PSC Minimum		PSC Administrative		PSC Total	
	#	%	#	%	#	%	#	%	#	%
DISTRICT	#	%	#	%	#	%	#	%	#	%
1	46	77%	12	20%	2	3%	0	0%	60	100%
2	80	53%	33	22%	7	5%	31	21%	151	100%
3	32	97%	1	3%	0	0%	0	0%	33	100%
4	83	40%	64	31%	53	26%	7	3%	207	100%
5	29	78%	8	22%	0	0%	0	0%	37	100%
6	11	73%	3	20%	1	7%	0	0%	15	100%
7	14	44%	16	50%	2	6%	0	0%	32	100%
8	55	59%	37	39%	2	2%	0	0%	94	100%
9	24	100%	0	0%	0	0%	0	0%	24	100%
10	26	51%	12	24%	2	4%	11	22%	51	100%
11	12	44%	10	37%	5	19%	0	0%	27	100%
12	5	50%	4	40%	1	10%	0	0%	10	100%
13	6	100%	0	0%	0	0%	0	0%	6	100%
14	3	50%	1	17%	2	33%	0	0%	6	100%
15	0	0%	0	0%	0	0%	0	0%	0	0%
16	6	60%	2	20%	2	20%	0	0%	10	100%
17	53	82%	7	11%	1	2%	4	6%	65	100%
18	81	68%	32	27%	7	6%	0	0%	120	100%
19	19	48%	9	23%	11	28%	1	3%	40	100%
20	33	97%	1	3%	0	0%	0	0%	34	100%
21	0	0%	0	0%	0	0%	0	0%	0	0%
22	3	21%	5	36%	6	43%	0	0%	14	100%
STATE	621	60%	257	25%	104	10%	54	5%	1,036	100%

Risk Level:	Mental Health (MH)									
	MH Maximum		MH Medium		MH Minimum		MH Administrative		MH Total	
	#	%	#	%	#	%	#	%	#	%
DISTRICT	#	%	#	%	#	%	#	%	#	%
1	39	41%	44	46%	12	13%	0	0%	95	100%
2	67	49%	49	36%	0	0%	22	16%	138	100%
3	1	50%	1	50%	0	0%	0	0%	2	100%
4	41	26%	82	51%	21	13%	16	10%	160	100%
5	4	44%	4	44%	1	11%	0	0%	9	100%
6	0	0%	0	0%	0	0%	0	0%	0	0%
7	3	30%	4	40%	3	30%	0	0%	10	100%
8	17	81%	4	19%	0	0%	0	0%	21	100%
9	3	14%	13	62%	5	24%	0	0%	21	100%
10	13	46%	13	46%	0	0%	2	7%	28	100%
11	0	0%	0	0%	0	0%	0	0%	0	0%
12	12	63%	3	16%	3	16%	1	5%	19	100%
13	12	43%	8	29%	8	29%	0	0%	28	100%
14	6	19%	18	58%	7	23%	0	0%	31	100%
15	0	0%	0	0%	0	0%	0	0%	0	0%
16	0	0%	0	0%	0	0%	0	0%	0	0%
17	43	41%	44	42%	18	17%	0	0%	105	100%
18	52	41%	59	46%	4	3%	12	9%	127	100%
19	16	55%	5	17%	3	10%	5	17%	29	100%
20	37	55%	20	30%	3	4%	7	10%	67	100%
21	20	47%	15	35%	8	19%	0	0%	43	100%
22	0	0%	1	100%	0	0%	0	0%	1	100%
STATE	386	41%	387	41%	96	10%	65	7%	934	100%

Risk Level:	Economic Crime (EC)									
	EC Maximum		EC Medium		EC Minimum		EC Administrative		EC Total	
	#	%	#	%	#	%	#	%	#	%
DISTRICT	#	%	#	%	#	%	#	%	#	%
1	0	0%	6	17%	30	83%	0	0%	36	100%
2	1	3%	18	56%	13	41%	0	0%	32	100%
3	0	0%	0	0%	0	0%	0	0%	0	0%
4	3	4%	38	47%	16	20%	24	30%	81	100%
5	0	0%	0	0%	3	100%	0	0%	3	100%
6	0	0%	0	0%	0	0%	0	0%	0	0%
7	1	100%	0	0%	0	0%	0	0%	1	100%
8	1	50%	1	50%	0	0%	0	0%	2	100%
9	0	0%	0	0%	0	0%	0	0%	0	0%
10	0	0%	0	0%	0	0%	0	0%	0	0%
11	0	0%	0	0%	0	0%	0	0%	0	0%
12	0	0%	0	0%	0	0%	0	0%	0	0%
13	1	14%	0	0%	6	86%	0	0%	7	100%
14	0	0%	0	0%	0	0%	0	0%	0	0%
15	0	0%	0	0%	0	0%	0	0%	0	0%
16	1	100%	0	0%	0	0%	0	0%	1	100%
17	1	3%	20	56%	15	42%	0	0%	36	100%
18	84	76%	18	16%	6	5%	2	2%	110	100%
19	6	86%	1	14%	0	0%	0	0%	7	100%
20	0	0%	2	18%	9	82%	0	0%	11	100%
21	0	0%	0	0%	0	0%	0	0%	0	0%
22	0	0%	0	0%	0	0%	0	0%	0	0%
STATE	99	30%	104	32%	98	30%	26	8%	327	100%

Note: Percentages may not total 100 percent because of rounding.



Private Probation

Private Probation

Although not every judicial district has access to or utilizes a private provider, Colorado Probation has contracted for private probation services since FY 1996, due in part to the inadequacy of staff resources to supervise all offenders sentenced to probation at the level required by standards. Chief Justice Directive 21-01 (formerly 16-01), defines the priority use of probation resources and the circumstances under which districts may contract with private probation. Part III of the directive states that districts may enter into agreements with public or private entities for the provision of probation services, including investigation services and the supervision of lower risk adult probationers. In FY 2021, there were 3,550 new offenders transferred to private probation for supervision. On June 30, 2021, there were 8,744 offenders being managed under private probation service contracts. In FY 2021, private probation successfully terminated 4,671 probationers (86%). By utilizing private probation for lower risk probationers, state probation departments can concentrate their resources on higher risk probationers.

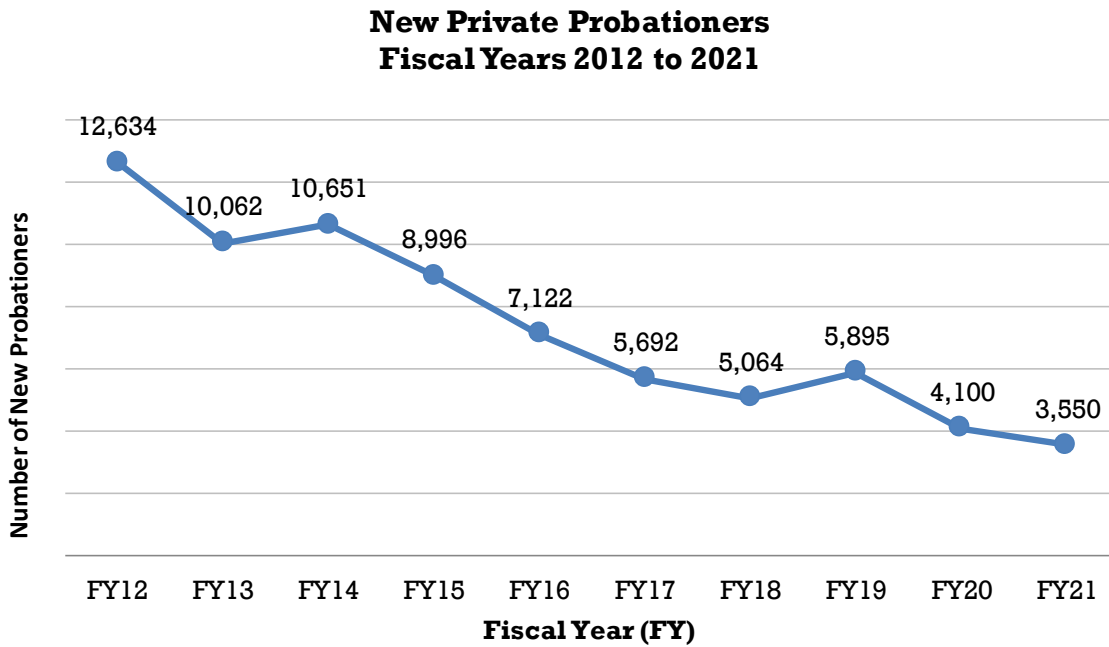


Table 58:
Colorado Private Probation¹
New Clients by Supervision Type
Fiscal Year 2021

TYPE:	Direct Sentence ²		Transfer from State Probation ³		TOTAL NEW CLIENTS	
	Number	%	Number	%	Number	%
DISTRICT						
1	0	0%	612	100%	612	100%
2	0	0%	0	0%	0	0%
3	0	0%	0	0%	0	0%
4	0	0%	898	100%	898	100%
5	0	0%	0	0%	0	0%
6	0	0%	0	0%	0	0%
7	0	0%	0	0%	0	0%
8	0	0%	183	100%	183	100%
9	0	0%	0	0%	0	0%
10	0	0%	162	100%	162	100%
11	0	0%	87	100%	87	100%
12	0	0%	0	0%	0	0%
13	0	0%	0	0%	0	0%
14	0	0%	0	0%	0	0%
15	0	0%	0	0%	0	0%
16	0	0%	0	0%	0	0%
17	0	0%	644	100%	644	100%
18	0	0%	395	100%	395	100%
19	0	0%	146	100%	146	100%
20	2	0%	417	100%	419	100%
21	3	100%	0	0%	3	100%
22	1	100%	0	0%	1	100%
STATE	6	0%	3,544	100%	3,550	100%

¹**Colorado Private Probation:** In FY 2018, the private probation section of the annual report was adjusted to combine non-DUI/DWAI private probation numbers with DUI/DWAI private probation numbers. Previous annual reports displayed these numbers separately.

²**Direct Sentence:** A probationer ordered by the court to be supervised by a private provider. This is not a uniform practice among courts.

³**Transfer from State Probation:** A probationer originally sentenced to state probation but later determined appropriate to transfer to a private probation provider.

Note: Percentages may not total 100 percent because of rounding.

**Table 59:
Colorado Private Probation¹
New Clients by Gender
Fiscal Year 2021**

TYPE:	Female		Male		Unknown		TOTAL NEW CLIENTS	
	Number	%	Number	%	Number	%	Number	%
1	191	31%	420	69%	1	0%	612	100%
2	0	0%	0	0%	0	0%	0	0%
3	0	0%	0	0%	0	0%	0	0%
4	265	30%	633	70%	0	0%	898	100%
5	0	0%	0	0%	0	0%	0	0%
6	0	0%	0	0%	0	0%	0	0%
7	0	0%	0	0%	0	0%	0	0%
8	63	34%	120	66%	0	0%	183	100%
9	0	0%	0	0%	0	0%	0	0%
10	49	30%	113	70%	0	0%	162	100%
11	23	26%	64	74%	0	0%	87	100%
12	0	0%	0	0%	0	0%	0	0%
13	0	0%	0	0%	0	0%	0	0%
14	0	0%	0	0%	0	0%	0	0%
15	0	0%	0	0%	0	0%	0	0%
16	0	0%	0	0%	0	0%	0	0%
17	194	30%	450	70%	0	0%	644	100%
18	140	35%	255	65%	0	0%	395	100%
19	43	29%	103	71%	0	0%	146	100%
20	116	28%	302	72%	1	0%	419	100%
21	0	0%	3	100%	0	0%	3	100%
22	0	0%	1	100%	0	0%	1	100%
STATE	1,084	31%	2,464	69%	2	0%	3,550	100%

¹**Colorado Private Probation:** In FY 2018, the private probation section of the annual report was adjusted to combine non-DUI/DWAI private probation numbers with DUI/DWAI private probation numbers. Previous annual reports displayed these numbers separately.

Note: Percentages may not total 100 percent because of rounding.

**Table 60:
Colorado Private Probation¹
New Clients by Age
Fiscal Year 2021**

TYPE:	*12-17 Years		18-20 Years		21-24 Years		25-32 Years		33-39 Years		40 and above		Unknown		TOTAL NEW CLIENTS	
DISTRICT	Number	%	Number	%	Number	%	Number	%	Number	%	Number	%	Number	%	Number	%
1	0	0%	48	8%	85	14%	177	29%	105	17%	197	32%	0	0%	612	100%
2	0	0%	0	0%	0	0%	0	0%	0	0%	0	0%	0	0%	0	0%
3	0	0%	0	0%	0	0%	0	0%	0	0%	0	0%	0	0%	0	0%
4	0	0%	50	6%	125	14%	287	32%	176	20%	260	29%	0	0%	898	100%
5	0	0%	0	0%	0	0%	0	0%	0	0%	0	0%	0	0%	0	0%
6	0	0%	0	0%	0	0%	0	0%	0	0%	0	0%	0	0%	0	0%
7	0	0%	0	0%	0	0%	0	0%	0	0%	0	0%	0	0%	0	0%
8	0	0%	12	7%	41	22%	43	23%	38	21%	49	27%	0	0%	183	100%
9	0	0%	0	0%	0	0%	0	0%	0	0%	0	0%	0	0%	0	0%
10	0	0%	11	7%	23	14%	40	25%	27	17%	61	38%	0	0%	162	100%
11	0	0%	3	3%	13	15%	22	25%	10	11%	39	45%	0	0%	87	100%
12	0	0%	0	0%	0	0%	0	0%	0	0%	0	0%	0	0%	0	0%
13	0	0%	0	0%	0	0%	0	0%	0	0%	0	0%	0	0%	0	0%
14	0	0%	0	0%	0	0%	0	0%	0	0%	0	0%	0	0%	0	0%
15	0	0%	0	0%	0	0%	0	0%	0	0%	0	0%	0	0%	0	0%
16	0	0%	0	0%	0	0%	0	0%	0	0%	0	0%	0	0%	0	0%
17	3	0%	56	9%	129	20%	213	33%	111	17%	132	20%	0	0%	644	100%
18	0	0%	29	7%	62	16%	120	30%	71	18%	113	29%	0	0%	395	100%
19	0	0%	11	8%	23	16%	45	31%	26	18%	41	28%	0	0%	146	100%
20	0	0%	45	11%	77	18%	120	29%	56	13%	121	29%	0	0%	419	100%
21	0	0%	0	0%	0	0%	2	67%	0	0%	1	33%	0	0%	3	100%
22	0	0%	0	0%	0	0%	1	100%	0	0%	0	0%	0	0%	1	100%
STATE	3	0%	265	7%	578	16%	1,070	30%	620	17%	1,014	29%	0	0%	3,550	100%

¹**Colorado Private Probation:** In FY 2018, the private probation section of the annual report was adjusted to combine non-DUI/DWAI private probation numbers with DUI/DWAI private probation numbers. Previous annual reports will display these numbers separately.

***12-17 Years:** In some jurisdictions, DUI/DWAI and underage consumption convictions for probationers under the age of 18 are captured as "adult offenses".

Note: Percentages may not total 100 percent because of rounding.

**Table 61:
Colorado Private Probation¹
New Clients by Ethnic Group²
Fiscal Year 2021**

TYPE:	Caucasian		African American		Asian		Hispanic		Native American		Other		TOTAL NEW CLIENTS	
DISTRICT	Number	%	Number	%	Number	%	Number	%	Number	%	Number	%	Number	%
1	493	81%	34	6%	11	2%	65	11%	3	0%	6	1%	612	100%
2	0	0%	0	0%	0	0%	0	0%	0	0%	0	0%	0	0%
3	0	0%	0	0%	0	0%	0	0%	0	0%	0	0%	0	0%
4	621	69%	139	15%	8	1%	104	12%	6	1%	20	2%	898	100%
5	0	0%	0	0%	0	0%	0	0%	0	0%	0	0%	0	0%
6	0	0%	0	0%	0	0%	0	0%	0	0%	0	0%	0	0%
7	0	0%	0	0%	0	0%	0	0%	0	0%	0	0%	0	0%
8	156	85%	7	4%	2	1%	14	8%	0	0%	4	2%	183	100%
9	0	0%	0	0%	0	0%	0	0%	0	0%	0	0%	0	0%
10	98	60%	6	4%	0	0%	50	31%	1	1%	7	4%	162	100%
11	83	95%	2	2%	1	1%	0	0%	0	0%	1	1%	87	100%
12	0	0%	0	0%	0	0%	0	0%	0	0%	0	0%	0	0%
13	0	0%	0	0%	0	0%	0	0%	0	0%	0	0%	0	0%
14	0	0%	0	0%	0	0%	0	0%	0	0%	0	0%	0	0%
15	0	0%	0	0%	0	0%	0	0%	0	0%	0	0%	0	0%
16	0	0%	0	0%	0	0%	0	0%	0	0%	0	0%	0	0%
17	592	92%	22	3%	7	1%	19	3%	0	0%	4	1%	644	100%
18	280	71%	42	11%	8	2%	51	13%	2	1%	12	3%	395	100%
19	124	85%	3	2%	0	0%	18	12%	0	0%	1	1%	146	100%
20	373	89%	6	1%	9	2%	22	5%	1	0%	8	2%	419	100%
21	3	100%	0	0%	0	0%	0	0%	0	0%	0	0%	3	100%
22	1	100%	0	0%	0	0%	0	0%	0	0%	0	0%	1	100%
STATE	2,824	80%	261	7%	46	1%	343	10%	13	0%	63	2%	3,550	100%

¹**Colorado Private Probation:** In FY2018, the private probation section of the annual report was adjusted to combine non-DUI/DWAI private probation numbers with DUI/DWAI private probation numbers. Previous annual reports displayed these numbers separately.

²**Ethnic Group:** This data is entered by court staff from information provided in the summons, affidavit, arrest report, or complaint filed by the district attorney.

Note: Percentages may not total 100 percent because of rounding.

Table 62:
Colorado Private Probation¹
Successful/Unsuccessful Terminations
Fiscal Year 2021

TYPE:	SUCCESSFUL TERMINATIONS ²		UNSUCCESSFUL TERMINATIONS ³				TOTAL TERMINATIONS ⁵	
	Successful		Revoked		Absconded ⁴			
DISTRICT	Number	%	Number	%	Number	%	Number	%
1	511	84%	30	5%	64	11%	605	100%
2	0	0%	0	0%	0	0%	0	0%
3	0	0%	0	0%	0	0%	0	0%
4	717	89%	23	3%	66	8%	806	100%
5	82	99%	0	0%	1	1%	83	100%
6	0	0%	0	0%	0	0%	0	0%
7	0	0%	0	0%	0	0%	0	0%
8	553	83%	95	14%	17	3%	665	100%
9	0	0%	0	0%	0	0%	0	0%
10	235	85%	14	5%	26	9%	275	100%
11	142	96%	0	0%	6	4%	148	100%
12	0	0%	0	0%	0	0%	0	0%
13	0	0%	0	0%	0	0%	0	0%
14	0	0%	0	0%	0	0%	0	0%
15	0	0%	0	0%	0	0%	0	0%
16	0	0%	0	0%	0	0%	0	0%
17	578	84%	23	3%	90	13%	691	100%
18	999	86%	88	8%	80	7%	1,167	100%
19	248	90%	7	3%	21	8%	276	100%
20	606	85%	46	6%	60	8%	712	100%
21	0	0%	0	0%	0	0%	0	0%
22	0	0%	0	0%	0	0%	0	0%
STATE	4,671	86%	326	6%	431	8%	5,428	100%

¹**Colorado Private Probation:** In FY 2018, the private probation section of the annual report was adjusted to combine non-DUI/DWAI private probation numbers with DUI/DWAI private probation numbers. Previous annual reports displayed these numbers separately.

²**Successful Terminations:** This column is exclusively private successful terminations.

³**Unsuccessful Terminations:** This column includes probationers supervised by private who were revoked or absconded. A revocation is defined as a termination from probation supervision for a technical violation, new misdemeanor, or new felony.

⁴**Absconded:** This column refers to probationers who become fugitives and are no longer compliant with probation supervision.

⁵**Total Terminations:** This column includes: successful terminations, revocations and absconders from probation supervision. Additional types of private probation closures are included in Tables 63.

**Table 63:
Colorado Private Probation¹
All Closure Types
Fiscal Year 2021**

TYPE: DISTRICT	Successful		Revoked		Absconded		Deported		Death		Administrative Closure		TOTAL CLOSURES	
	Number	%	Number	%	Number	%	Number	%	Number	%	Number	%	Number	%
1	511	84%	30	5%	64	11%	0	0%	1	0%	2	0%	608	100%
2	0	0%	0	0%	0	0%	0	0%	0	0%	0	0%	0	0%
3	0	0%	0	0%	0	0%	0	0%	0	0%	0	0%	0	0%
4	717	88%	23	3%	66	8%	0	0%	11	1%	2	0%	819	100%
5	82	99%	0	0%	1	1%	0	0%	0	0%	0	0%	83	100%
6	0	0%	0	0%	0	0%	0	0%	0	0%	0	0%	0	0%
7	0	0%	0	0%	0	0%	0	0%	0	0%	0	0%	0	0%
8	553	83%	95	14%	17	3%	1	0%	2	0%	0	0%	668	100%
9	0	0%	0	0%	0	0%	0	0%	0	0%	0	0%	0	0%
10	235	85%	14	5%	26	9%	0	0%	0	0%	0	0%	275	100%
11	142	95%	0	0%	6	4%	0	0%	2	1%	0	0%	150	100%
12	0	0%	0	0%	0	0%	0	0%	0	0%	0	0%	0	0%
13	0	0%	0	0%	0	0%	0	0%	0	0%	0	0%	0	0%
14	0	0%	0	0%	0	0%	0	0%	0	0%	0	0%	0	0%
15	0	0%	0	0%	0	0%	0	0%	0	0%	0	0%	0	0%
16	0	0%	0	0%	0	0%	0	0%	0	0%	0	0%	0	0%
17	578	83%	23	3%	90	13%	0	0%	1	0%	1	0%	693	100%
18	999	85%	88	7%	80	7%	3	0%	8	1%	1	0%	1,179	100%
19	248	89%	7	3%	21	8%	0	0%	3	1%	0	0%	279	100%
20	606	85%	46	6%	60	8%	0	0%	2	0%	0	0%	714	100%
21	0	0%	0	0%	0	0%	0	0%	0	0%	0	0%	0	0%
22	0	0%	0	0%	0	0%	0	0%	0	0%	0	0%	0	0%
STATE	4,671	85%	326	6%	431	8%	4	0%	30	1%	6	0%	5,468	100%

Courtesy Transfers ²	
Number	DISTRICT
69	1
0	2
0	3
153	4
14	5
0	6
0	7
147	8
0	9
49	10
12	11
0	12
0	13
0	14
0	15
0	16
37	17
173	18
51	19
97	20
0	21
0	22
802	STATE

¹**Colorado Private Probation:** In FY 2018, the private probation section of the annual report was adjusted to combine non-DUI/DWAI private probation numbers with DUI/DWAI private probation numbers. Previous annual reports displayed these numbers separately.

²**Courtesy Transfers:** Beginning in FY 2008, courtesy transfers were removed from "Total Closures" because they are accounted for within the existing closure categories. They are reported separately to track the cases transferred between districts.

Note: Percentages may not total 100 percent because of rounding.

Table 64:
Colorado Private Probation¹
Type of Revocation
Fiscal Year 2021

TYPE: DISTRICT	New Felony ²		New Misdemeanor ³		Technical ⁴		TOTAL REVOCATIONS for Private Probation ⁵	
	Number	%	Number	%	Number	%	Number	%
1	0	0%	2	7%	28	93%	30	100%
2	0	0%	0	0%	0	0%	0	0%
3	0	0%	0	0%	0	0%	0	0%
4	0	0%	2	9%	21	91%	23	100%
5	0	0%	0	0%	0	0%	0	0%
6	0	0%	0	0%	0	0%	0	0%
7	0	0%	0	0%	0	0%	0	0%
8	1	1%	10	11%	84	88%	95	100%
9	0	0%	0	0%	0	0%	0	0%
10	0	0%	2	14%	12	86%	14	100%
11	0	0%	0	0%	0	0%	0	0%
12	0	0%	0	0%	0	0%	0	0%
13	0	0%	0	0%	0	0%	0	0%
14	0	0%	0	0%	0	0%	0	0%
15	0	0%	0	0%	0	0%	0	0%
16	0	0%	0	0%	0	0%	0	0%
17	0	0%	6	26%	17	74%	23	100%
18	4	5%	16	18%	68	77%	88	100%
19	0	0%	2	29%	5	71%	7	100%
20	3	7%	5	11%	38	83%	46	100%
21	0	0%	0	0%	0	0%	0	0%
22	0	0%	0	0%	0	0%	0	0%
STATE	8	2%	45	14%	273	84%	326	100%

¹**Colorado Private Probation:** In FY 2018, the private probation section of the annual report was adjusted to combine non-DUI/DWAI private probation numbers with DUI/DWAI private probation numbers. Previous annual reports displayed these numbers separately.

²**New Felony:** Includes revocations for a new felony offense committed while on probation supervision.

³**New Misdemeanor:** Includes revocations for a new misdemeanor offense committed while on probation supervision.

⁴**Technical:** Includes revocations for technical probation supervision violations (i.e. drug use, non-compliance).

⁵**Total Revocations:** Total includes all felony, misdemeanor, and technical violations resulting in a revocation from probation.

**Table 65:
Colorado Private Probation¹
Length of Stay
Fiscal Year 2021**

TYPE:	0-12 months		13-24 months		25-36 months		37 + months		TOTAL PRIVATE PROBATION CLOSURES	
	DISTRICT	Number	%	Number	%	Number	%	Number	%	Number
1	327	54%	268	44%	12	2%	1	0%	608	100%
2	0	0%	0	0%	0	0%	0	0%	0	0%
3	0	0%	0	0%	0	0%	0	0%	0	0%
4	199	24%	512	63%	84	10%	24	3%	819	100%
5	22	27%	43	52%	14	17%	4	5%	83	100%
6	0	0%	0	0%	0	0%	0	0%	0	0%
7	0	0%	0	0%	0	0%	0	0%	0	0%
8	350	52%	291	44%	23	3%	4	1%	668	100%
9	0	0%	0	0%	0	0%	0	0%	0	0%
10	93	34%	143	52%	33	12%	6	2%	275	100%
11	76	51%	65	43%	6	4%	3	2%	150	100%
12	0	0%	0	0%	0	0%	0	0%	0	0%
13	0	0%	0	0%	0	0%	0	0%	0	0%
14	0	0%	0	0%	0	0%	0	0%	0	0%
15	0	0%	0	0%	0	0%	0	0%	0	0%
16	0	0%	0	0%	0	0%	0	0%	0	0%
17	350	51%	302	44%	39	6%	2	0%	693	100%
18	320	27%	602	51%	178	15%	79	7%	1,179	100%
19	78	28%	167	60%	31	11%	3	1%	279	100%
20	328	46%	340	48%	42	6%	4	1%	714	100%
21	0	0%	0	0%	0	0%	0	0%	0	0%
22	0	0%	0	0%	0	0%	0	0%	0	0%
STATE	2,143	39%	2,733	50%	462	8%	130	2%	5,468	100%

¹**Colorado Private Probation:** In FY 2018 the private probation section of the annual report was adjusted to combine non-DUI/DWAI private probation numbers with DUI/DWAI private probation numbers. Previous annual reports displayed these numbers separately.

Note: Percentages may not total 100 percent because of rounding.

Table 66:
Colorado Private Probation¹
Active Clients on June 30, 2021
Fiscal Year 2021

Risk Levels ² :	New: w/in the first 30 days of supervision start date		Maximum		Medium		Minimum		Administrative			TOTAL PRIVATE PROBATION CLIENTS										
			Reg Max	DV Max	Reg Med	DV Med	Reg Min	DV Min	Admin	DV Admin	Interstate											
DISTRICT	Number	%	Number	%	Number	%	Number	%	Number	%	Number	%	Number	%								
1	35	4%	3	0%	0	0%	69	8%	8	1%	454	56%	89	11%	159	19%	0	0%	1	0%	818	100%
2	0	0%	0	0%	0	0%	0	0%	0	0%	0	0%	0	0%	0	0%	0	0%	0	0%	0	0%
3	0	0%	0	0%	0	0%	0	0%	0	0%	0	0%	0	0%	0	0%	0	0%	0	0%	0	0%
4	4	0%	5	0%	2	0%	149	7%	19	1%	1,316	60%	458	21%	227	10%	0	0%	0	0%	2,180	100%
5	0	0%	0	0%	1	4%	0	0%	0	0%	21	81%	1	4%	3	12%	0	0%	0	0%	26	100%
6	0	0%	0	0%	0	0%	0	0%	0	0%	0	0%	0	0%	0	0%	0	0%	0	0%	0	0%
7	0	0%	0	0%	0	0%	0	0%	0	0%	0	0%	0	0%	0	0%	0	0%	0	0%	0	0%
8	5	1%	0	0%	0	0%	41	5%	2	0%	603	79%	104	14%	4	1%	0	0%	2	0%	761	100%
9	0	0%	0	0%	0	0%	0	0%	0	0%	0	0%	0	0%	0	0%	0	0%	0	0%	0	0%
10	0	0%	5	1%	1	0%	107	21%	7	1%	262	50%	107	21%	31	6%	0	0%	0	0%	520	100%
11	0	0%	0	0%	0	0%	9	5%	2	1%	155	90%	2	1%	5	3%	0	0%	0	0%	173	100%
12	0	0%	0	0%	0	0%	0	0%	0	0%	0	0%	0	0%	0	0%	0	0%	0	0%	0	0%
13	0	0%	0	0%	0	0%	0	0%	0	0%	0	0%	0	0%	0	0%	0	0%	0	0%	0	0%
14	0	0%	0	0%	0	0%	0	0%	0	0%	0	0%	0	0%	0	0%	0	0%	0	0%	0	0%
15	0	0%	0	0%	0	0%	0	0%	0	0%	0	0%	0	0%	0	0%	0	0%	0	0%	0	0%
16	0	0%	0	0%	0	0%	0	0%	0	0%	0	0%	0	0%	0	0%	0	0%	0	0%	0	0%
17	8	1%	0	0%	3	0%	79	9%	79	9%	523	59%	42	5%	154	17%	0	0%	0	0%	888	100%
18	3	0%	0	0%	1	0%	78	4%	40	2%	1,554	81%	81	4%	167	9%	0	0%	0	0%	1,924	100%
19	0	0%	0	0%	0	0%	71	12%	2	0%	304	52%	162	28%	41	7%	0	0%	1	0%	581	100%
20	6	1%	0	0%	1	0%	60	7%	9	1%	607	70%	151	17%	39	4%	0	0%	0	0%	873	100%
21	0	0%	0	0%	0	0%	0	0%	0	0%	0	0%	0	0%	0	0%	0	0%	0	0%	0	0%
22	0	0%	0	0%	0	0%	0	0%	0	0%	0	0%	0	0%	0	0%	0	0%	0	0%	0	0%
STATE	61	1%	13	0%	9	0%	663	8%	168	2%	5,799	66%	1,197	14%	830	9%	0	0%	4	0%	8,744	100%

¹ **Colorado Private Probation:** In FY 2018 the private probation section of the annual report was adjusted to combine non-DUI/DWAI private probation numbers with DUI/DWAI private probation numbers. Previous annual reports displayed these numbers separately.

² **Risk Levels:** Private Probation does not supervise sex offenders.

Note: Percentages may not total 100 percent because of rounding.



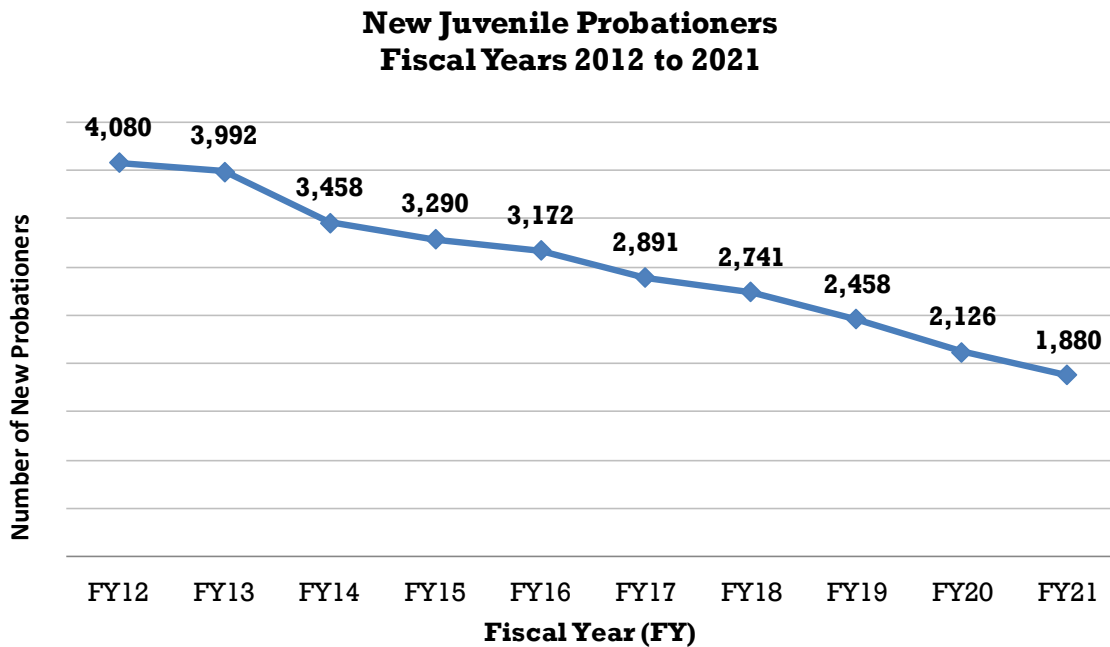
Juvenile Regular Probation

Photo Credit: Andréa N. Chávez

Juvenile Regular Probation

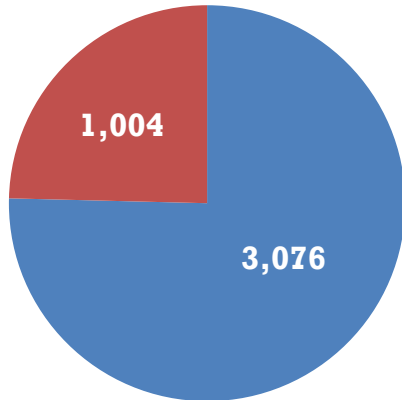
The Colorado Judicial Department administers juvenile probation in 22 judicial districts. The Division of Probation Services publishes standards for probation supervision. Within the limits of statute and these state standards, each district is free to develop and structure programs that address the needs of the local court and the community. In all districts, juveniles are assessed for risk and need factors. Based on these assessments, juveniles are supervised accordingly and referred for treatment and other relevant services.

In Fiscal Year 2021, there were 1,880 juveniles were sentenced to probation and on June 30, 2021 there were 2,481 juveniles on supervision. In FY 2021, 77% of juveniles completed regular probation successfully. An additional 79 juveniles were sentenced to Juvenile Intensive Supervision Probation (JISP) in FY 2021.

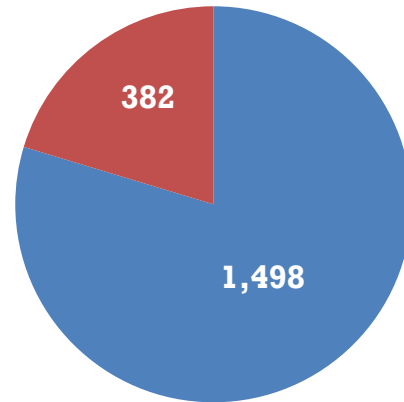


**Chart 11: New Juvenile Probationers by Gender
Ten Year Comparison**

FISCAL YEAR 2012 NEW



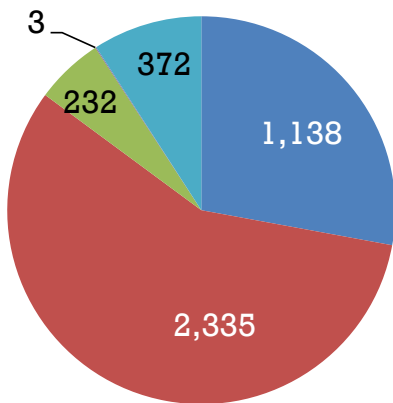
FISCAL YEAR 2021 NEW



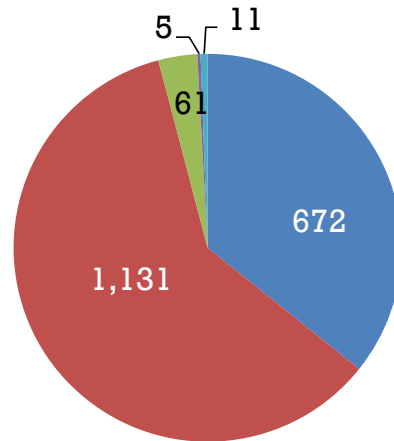
■ Male ■ Female

**Chart 12: New Juvenile Probationers by Offense Type
Ten Year Comparison**

FISCAL YEAR 2012 NEW



FISCAL YEAR 2021 NEW

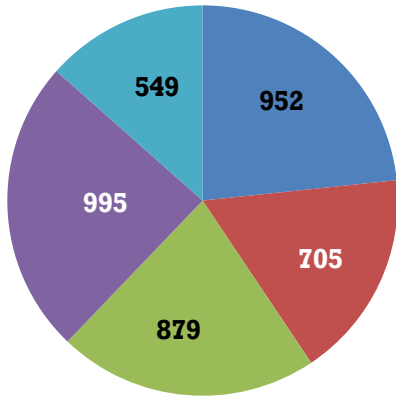


■ Felony ■ Misdemeanor ■ Petty Offense ■ Traffic ■ Other

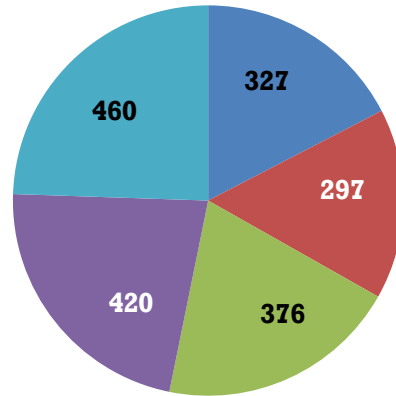
Other: Offenses coded without a law class. Programming enhancements completed in FY2016 have increased the ability to capture offense class types which significantly reduced the number of cases in the "other" category.

**Chart 13: New Juvenile Probationers by Age
Ten Year Comparison**

FISCAL YEAR 2012 NEW



FISCAL YEAR 2021 NEW

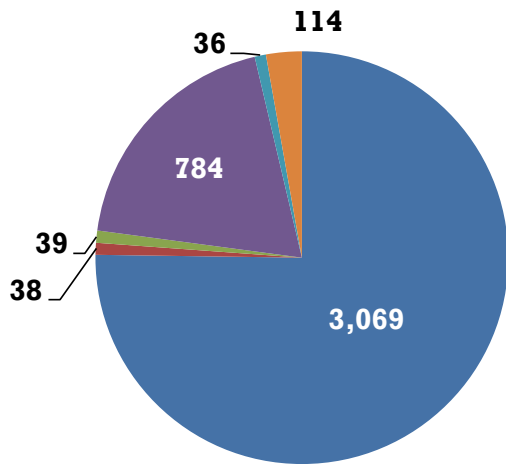


■ 10-14 years ■ 15 years ■ 16 years
■ 17 years ■ 18+ years

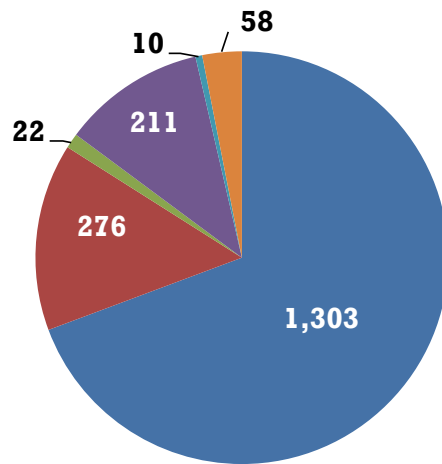
18+ years: Youth in this category committed their crime while still under the age of 18 but were new to probation after they turned 18.

**Chart 14: New Juvenile Probationers by Ethnicity
Ten Year Comparison**

FISCAL YEAR 2012 NEW



FISCAL YEAR 2021 NEW



■ Caucasian ■ African American
■ Asian ■ Hispanic
■ Native American ■ Other

Ethnicity: This information is entered by court staff from information provided in the summons, affidavit, arrest report or complaint filed by the district attorney.

**Table 67:
Colorado State Juvenile Regular Probation
Investigations
Fiscal Year 2021**

TYPE: DISTRICT	Sex Offender Investigations		Pre- Sentence Investigations		Updated Pre- Sentence Investigations		Intake Evaluations		Interstate Investigations to Colorado		Expungement Reports		Administrative Investigations (additional cases)		Juvenile Assessment Summary Report		TOTAL INVESTIGATIONS	
	Number	%	Number	%	Number	%	Number	%	Number	%	Number	%	Number	%	Number	%	Number	%
1	9	10%	42	46%	0	0%	0	0%	4	4%	5	5%	14	15%	18	20%	92	100%
2J	20	11%	139	74%	0	0%	0	0%	6	3%	0	0%	14	7%	8	4%	187	100%
3	0	0%	1	100%	0	0%	0	0%	0	0%	0	0%	0	0%	0	0%	1	100%
4	61	26%	70	30%	0	0%	0	0%	4	2%	45	19%	55	23%	0	0%	235	100%
5	2	40%	2	40%	0	0%	0	0%	0	0%	0	0%	1	20%	0	0%	5	100%
6	2	25%	6	75%	0	0%	0	0%	0	0%	0	0%	0	0%	0	0%	8	100%
7	2	8%	16	62%	2	8%	0	0%	0	0%	3	12%	3	12%	0	0%	26	100%
8	8	11%	24	32%	0	0%	0	0%	1	1%	5	7%	36	49%	0	0%	74	100%
9	2	11%	11	58%	0	0%	0	0%	0	0%	2	11%	4	21%	0	0%	19	100%
10	0	0%	0	0%	0	0%	0	0%	2	6%	29	81%	5	14%	0	0%	36	100%
11	7	88%	1	13%	0	0%	0	0%	0	0%	0	0%	0	0%	0	0%	8	100%
12	0	0%	3	75%	0	0%	1	25%	0	0%	0	0%	0	0%	0	0%	4	100%
13	5	33%	5	33%	0	0%	0	0%	2	13%	1	7%	2	13%	0	0%	15	100%
14	2	33%	3	50%	1	17%	0	0%	0	0%	0	0%	0	0%	0	0%	6	100%
15	3	38%	2	25%	0	0%	0	0%	0	0%	0	0%	2	25%	1	13%	8	100%
16	0	0%	1	50%	1	50%	0	0%	0	0%	0	0%	0	0%	0	0%	2	100%
17	23	77%	4	13%	0	0%	0	0%	0	0%	1	3%	1	3%	1	3%	30	100%
18	17	24%	30	42%	0	0%	0	0%	1	1%	0	0%	24	33%	0	0%	72	100%
19	25	17%	21	14%	0	0%	0	0%	7	5%	66	45%	29	20%	0	0%	148	100%
20	0	0%	0	0%	1	10%	0	0%	0	0%	0	0%	2	20%	7	70%	10	100%
21	7	78%	1	11%	0	0%	0	0%	0	0%	0	0%	1	11%	0	0%	9	100%
22	0	0%	7	78%	0	0%	0	0%	0	0%	2	22%	0	0%	0	0%	9	100%
STATE	195	19%	389	39%	5	0%	1	0%	27	3%	159	16%	193	19%	35	3%	1,004	97%

Note: Percentages may not total 100 percent because of rounding.

Table 68:
Colorado State Juvenile Regular Probation
New Clients by Offense Type
Fiscal Year 2021

TYPE: DISTRICT	Felony		Misdemeanor		Petty Offense		Traffic		Other (offense coded without a law class)		TOTAL NEW CLIENTS	
	Number	%	Number	%	Number	%	Number	%	Number	%	Number	%
1	44	31%	92	65%	2	1%	0	0%	3	2%	141	100%
2J	56	31%	118	66%	3	2%	1	1%	0	0%	178	100%
3	7	54%	6	46%	0	0%	0	0%	0	0%	13	100%
4	131	46%	153	53%	2	1%	0	0%	1	0%	287	100%
5	6	26%	16	70%	1	4%	0	0%	0	0%	23	100%
6	0	0%	9	100%	0	0%	0	0%	0	0%	9	100%
7	10	33%	20	67%	0	0%	0	0%	0	0%	30	100%
8	42	37%	63	55%	9	8%	0	0%	0	0%	114	100%
9	13	43%	16	53%	0	0%	1	3%	0	0%	30	100%
10	16	24%	44	67%	6	9%	0	0%	0	0%	66	100%
11	6	22%	21	78%	0	0%	0	0%	0	0%	27	100%
12	1	8%	11	92%	0	0%	0	0%	0	0%	12	100%
13	14	35%	24	60%	1	3%	0	0%	1	3%	40	100%
14	0	0%	8	89%	1	11%	0	0%	0	0%	9	100%
15	5	36%	8	57%	1	7%	0	0%	0	0%	14	100%
16	1	14%	5	71%	1	14%	0	0%	0	0%	7	100%
17	89	48%	91	49%	3	2%	0	0%	2	1%	185	100%
18	115	40%	158	55%	9	3%	1	0%	2	1%	285	100%
19	61	26%	153	65%	19	8%	2	1%	0	0%	235	100%
20	26	37%	42	59%	2	3%	0	0%	1	1%	71	100%
21	28	29%	67	69%	1	1%	0	0%	1	1%	97	100%
22	1	14%	6	86%	0	0%	0	0%	0	0%	7	100%
STATE	672	36%	1,131	60%	61	3%	5	0%	11	1%	1,880	100%

Note: Percentages may not total 100 percent because of rounding.

**Table 69:
Colorado State Juvenile Regular Probation
New Clients by Supervision Type
Fiscal Year 2021**

TYPE: DISTRICT	Probation		Probation Revoked and Resentenced		Deferred Adjudication		Diversion to be Supervised by Probation ¹		Interstate Transfers to Colorado		Change of Venue		TOTAL NEW CLIENTS	
	Number	%	Number	%	Number	%	Number	%	Number	%	Number	%	Number	%
1	99	70%	0	0%	21	15%	0	0%	4	3%	17	12%	141	100%
2J	88	49%	0	0%	36	20%	0	0%	2	1%	52	29%	178	100%
3	5	38%	0	0%	5	38%	0	0%	0	0%	3	23%	13	100%
4	152	53%	1	0%	110	38%	0	0%	6	2%	18	6%	287	100%
5	15	65%	0	0%	4	17%	0	0%	1	4%	3	13%	23	100%
6	7	78%	0	0%	2	22%	0	0%	0	0%	0	0%	9	100%
7	14	47%	0	0%	10	33%	0	0%	0	0%	6	20%	30	100%
8	47	41%	1	1%	48	42%	0	0%	3	3%	15	13%	114	100%
9	13	43%	0	0%	16	53%	0	0%	0	0%	1	3%	30	100%
10	37	56%	1	2%	19	29%	0	0%	2	3%	7	11%	66	100%
11	9	33%	0	0%	17	63%	0	0%	0	0%	1	4%	27	100%
12	2	17%	0	0%	7	58%	0	0%	1	8%	2	17%	12	100%
13	15	38%	0	0%	21	53%	0	0%	1	3%	3	8%	40	100%
14	2	22%	1	11%	5	56%	0	0%	0	0%	1	11%	9	100%
15	8	57%	0	0%	6	43%	0	0%	0	0%	0	0%	14	100%
16	2	29%	0	0%	2	29%	0	0%	0	0%	3	43%	7	100%
17	97	52%	1	1%	53	29%	0	0%	1	1%	33	18%	185	100%
18	159	56%	2	1%	83	29%	0	0%	4	1%	37	13%	285	100%
19	111	47%	0	0%	109	46%	0	0%	6	3%	9	4%	235	100%
20	38	54%	0	0%	20	28%	0	0%	1	1%	12	17%	71	100%
21	65	67%	0	0%	26	27%	0	0%	0	0%	6	6%	97	100%
22	4	57%	0	0%	2	29%	0	0%	0	0%	1	14%	7	100%
STATE	989	53%	7	0%	622	33%	0	0%	32	2%	230	12%	1,880	100%

¹**Diversion to be Supervised by Probation:** cases sentenced to probation that are supervised as part of a deferred prosecution agreement.

Note: Percentages may not total 100 percent because of rounding.

**Table 70:
Colorado State Juvenile Regular Probation
New Clients by Gender
Fiscal Year 2021**

TYPE: DISTRICT	Female		Male		Unknown		TOTAL NEW CLIENTS	
	Number	%	Number	%	Number	%	Number	%
1	24	17%	117	83%	0	0%	141	100%
2J	36	20%	142	80%	0	0%	178	100%
3	0	0%	13	100%	0	0%	13	100%
4	77	27%	209	73%	1	0%	287	100%
5	1	4%	22	96%	0	0%	23	100%
6	2	22%	7	78%	0	0%	9	100%
7	8	27%	22	73%	0	0%	30	100%
8	22	19%	92	81%	0	0%	114	100%
9	5	17%	25	83%	0	0%	30	100%
10	17	26%	49	74%	0	0%	66	100%
11	4	15%	23	85%	0	0%	27	100%
12	0	0%	12	100%	0	0%	12	100%
13	6	15%	34	85%	0	0%	40	100%
14	4	44%	5	56%	0	0%	9	100%
15	2	14%	12	86%	0	0%	14	100%
16	1	14%	6	86%	0	0%	7	100%
17	20	11%	165	89%	0	0%	185	100%
18	70	25%	215	75%	0	0%	285	100%
19	44	19%	191	81%	0	0%	235	100%
20	11	15%	59	83%	1	1%	71	100%
21	27	28%	70	72%	0	0%	97	100%
22	1	14%	6	86%	0	0%	7	100%
STATE	382	20%	1,496	80%	2	0%	1,880	100%

Note: Percentages may not total 100 percent because of rounding.

**Table 71:
Colorado State Juvenile Regular Probation
New Clients by Age
Fiscal Year 2021**

TYPE:	10-14 Years		15 Years		16 Years		17 Years		¹ 18+ Years		Unknown		TOTAL NEW CLIENTS	
DISTRICT	Number	%	Number	%	Number	%	Number	%	Number	%	Number	%	Number	%
1	27	19%	24	17%	27	19%	29	21%	34	24%	0	0%	141	100%
2J	32	18%	22	12%	40	22%	34	19%	50	28%	0	0%	178	100%
3	1	8%	1	8%	2	15%	4	31%	5	38%	0	0%	13	100%
4	58	20%	46	16%	60	21%	54	19%	69	24%	0	0%	287	100%
5	1	4%	4	17%	6	26%	8	35%	4	17%	0	0%	23	100%
6	2	22%	1	11%	2	22%	3	33%	1	11%	0	0%	9	100%
7	6	20%	2	7%	6	20%	5	17%	11	37%	0	0%	30	100%
8	13	11%	18	16%	25	22%	33	29%	25	22%	0	0%	114	100%
9	8	27%	3	10%	2	7%	9	30%	8	27%	0	0%	30	100%
10	8	12%	14	21%	17	26%	15	23%	12	18%	0	0%	66	100%
11	7	26%	2	7%	8	30%	5	19%	5	19%	0	0%	27	100%
12	2	17%	1	8%	5	42%	4	33%	0	0%	0	0%	12	100%
13	6	15%	10	25%	12	30%	5	13%	7	18%	0	0%	40	100%
14	2	22%	0	0%	1	11%	3	33%	3	33%	0	0%	9	100%
15	4	29%	2	14%	2	14%	4	29%	2	14%	0	0%	14	100%
16	1	14%	1	14%	2	29%	0	0%	3	43%	0	0%	7	100%
17	22	12%	29	16%	30	16%	44	24%	60	32%	0	0%	185	100%
18	34	12%	47	16%	42	15%	86	30%	76	27%	0	0%	285	100%
19	52	22%	38	16%	49	21%	44	19%	52	22%	0	0%	235	100%
20	12	17%	11	15%	18	25%	16	23%	14	20%	0	0%	71	100%
21	27	28%	19	20%	18	19%	15	15%	18	19%	0	0%	97	100%
22	2	29%	2	29%	2	29%	0	0%	1	14%	0	0%	7	100%
STATE	327	17%	297	16%	376	20%	420	22%	460	24%	0	0%	1,880	100%

¹18+ Years: Youth in this category committed their crime while still under the age of 18 but were new to probation after they turned 18.

Note: Percentages may not total 100 percent because of rounding.

**Table 72:
Colorado State Juvenile Regular Probation
New Clients by Ethnic Group¹
Fiscal Year 2021**

TYPE: DISTRICT	Caucasian		African American		Asian		Hispanic		Native American		Other		TOTAL NEW CLIENTS	
	Number	%	Number	%	Asian	%	Number	%	Number	%	Number	%	Number	%
1	112	79%	12	9%	0	0%	12	9%	2	1%	3	2%	141	100%
2J	87	49%	61	34%	2	1%	27	15%	1	1%	0	0%	178	100%
3	11	85%	0	0%	0	0%	2	15%	0	0%	0	0%	13	100%
4	182	63%	64	22%	5	2%	20	7%	1	0%	15	5%	287	100%
5	17	74%	0	0%	0	0%	6	26%	0	0%	0	0%	23	100%
6	7	78%	1	11%	0	0%	1	11%	0	0%	0	0%	9	100%
7	26	87%	0	0%	0	0%	4	13%	0	0%	0	0%	30	100%
8	95	83%	10	9%	0	0%	6	5%	0	0%	3	3%	114	100%
9	16	53%	0	0%	0	0%	12	40%	1	3%	1	3%	30	100%
10	40	61%	7	11%	0	0%	16	24%	0	0%	3	5%	66	100%
11	20	74%	0	0%	0	0%	2	7%	0	0%	5	19%	27	100%
12	7	58%	0	0%	0	0%	4	33%	0	0%	1	8%	12	100%
13	35	88%	0	0%	0	0%	4	10%	0	0%	1	3%	40	100%
14	6	67%	0	0%	0	0%	2	22%	0	0%	1	11%	9	100%
15	11	79%	0	0%	0	0%	3	21%	0	0%	0	0%	14	100%
16	6	86%	0	0%	0	0%	1	14%	0	0%	0	0%	7	100%
17	142	77%	28	15%	1	1%	12	6%	0	0%	2	1%	185	100%
18	154	54%	78	27%	10	4%	31	11%	2	1%	10	4%	285	100%
19	179	76%	9	4%	3	1%	37	16%	2	1%	5	2%	235	100%
20	60	85%	3	4%	1	1%	6	8%	0	0%	1	1%	71	100%
21	86	89%	3	3%	0	0%	2	2%	0	0%	6	6%	97	100%
22	4	57%	0	0%	0	0%	1	14%	1	14%	1	14%	7	100%
STATE	1,303	69%	276	15%	22	1%	211	11%	10	1%	58	3%	1,880	100%

¹ **Ethnic Group:** This data is entered by court staff from information provided in the summons, affidavit, arrest report or complaint filed by the district attorney.

Note: Percentages may not total 100 percent because of rounding.

**Table 73:
Colorado State Juvenile Regular Probation
Successful/Unsuccessful Terminations
Fiscal Year 2021**

TYPE:	SUCCESSFUL TERMINATIONS ¹		UNSUCCESSFUL TERMINATIONS ²				TOTAL TERMINATIONS ³	
	Successful		Revoked		Absconded			
DISTRICT	Number	%	Number	%	Number	%	Number	%
1	105	83%	21	17%	0	0%	126	100%
2J	132	79%	17	10%	19	11%	168	100%
3	9	100%	0	0%	0	0%	9	100%
4	214	77%	48	17%	17	6%	279	100%
5	31	94%	2	6%	0	0%	33	100%
6	6	67%	2	22%	1	11%	9	100%
7	13	100%	0	0%	0	0%	13	100%
8	94	67%	38	27%	9	6%	141	100%
9	15	79%	4	21%	0	0%	19	100%
10	55	76%	13	18%	4	6%	72	100%
11	15	79%	3	16%	1	5%	19	100%
12	11	65%	4	24%	2	12%	17	100%
13	26	81%	5	16%	1	3%	32	100%
14	13	100%	0	0%	0	0%	13	100%
15	9	100%	0	0%	0	0%	9	100%
16	6	75%	2	25%	0	0%	8	100%
17	114	78%	19	13%	13	9%	146	100%
18	216	77%	42	15%	24	9%	282	100%
19	134	67%	58	29%	8	4%	200	100%
20	64	98%	1	2%	0	0%	65	100%
21	95	82%	17	15%	4	3%	116	100%
22	6	60%	2	20%	2	20%	10	100%
STATE	1,383	77%	298	17%	105	6%	1,786	100%

¹**Successful Terminations:** This column includes those probationers supervised by the state who terminated successfully.

²**Unsuccessful Terminations:** This column includes those probationers who were revoked or absconded. A revocation is defined as a termination from probation supervision for a technical violation, new misdemeanor, or new felony. Absconded refers to probationers who become fugitives and are no longer compliant with probation supervision.

³**Total Terminations:** This table includes: successful, revocations and absconders from probation supervision. Additional types of juvenile probation closures are included in Table 74.

Note: Percentages may not total 100 percent because of rounding.

**Table 74:
Colorado State Juvenile Regular Probation
All Probation Supervision Closure Types
Fiscal Year 2021**

TYPE:	Successful		Revoked		Absconded		Community Corrections Discharge		Deported		Death		Administrative Closure		TOTAL CLOSURES		Change of Venue ¹	
	DISTRICT	Number	%	Number	%	Number	%	Number	%	Number	%	Number	%	Number	%	Number	%	Number
1	105	81%	21	16%	0	0%	0	0%	0	0%	2	2%	1	1%	129	100%	26	1
2J	132	77%	17	10%	19	11%	0	0%	0	0%	2	1%	1	1%	171	100%	22	2J
3	9	100%	0	0%	0	0%	0	0%	0	0%	0	0%	0	0%	9	100%	3	3
4	214	76%	48	17%	17	6%	0	0%	0	0%	2	1%	0	0%	281	100%	16	4
5	31	94%	2	6%	0	0%	0	0%	0	0%	0	0%	0	0%	33	100%	1	5
6	6	67%	2	22%	1	11%	0	0%	0	0%	0	0%	0	0%	9	100%	1	6
7	13	100%	0	0%	0	0%	0	0%	0	0%	0	0%	0	0%	13	100%	1	7
8	94	67%	38	27%	9	6%	0	0%	0	0%	0	0%	0	0%	141	100%	18	8
9	15	79%	4	21%	0	0%	0	0%	0	0%	0	0%	0	0%	19	100%	0	9
10	55	75%	13	18%	4	5%	0	0%	0	0%	0	0%	1	1%	73	100%	6	10
11	15	79%	3	16%	1	5%	0	0%	0	0%	0	0%	0	0%	19	100%	7	11
12	11	65%	4	24%	2	12%	0	0%	0	0%	0	0%	0	0%	17	100%	0	12
13	26	81%	5	16%	1	3%	0	0%	0	0%	0	0%	0	0%	32	100%	8	13
14	13	100%	0	0%	0	0%	0	0%	0	0%	0	0%	0	0%	13	100%	2	14
15	9	100%	0	0%	0	0%	0	0%	0	0%	0	0%	0	0%	9	100%	1	15
16	6	67%	2	22%	0	0%	0	0%	0	0%	1	11%	0	0%	9	100%	2	16
17	114	78%	19	13%	13	9%	0	0%	0	0%	0	0%	0	0%	146	100%	21	17
18	216	76%	42	15%	24	8%	0	0%	0	0%	2	1%	0	0%	284	100%	51	18
19	134	67%	58	29%	8	4%	0	0%	0	0%	0	0%	1	0%	201	100%	36	19
20	64	98%	1	2%	0	0%	0	0%	0	0%	0	0%	0	0%	65	100%	2	20
21	95	80%	17	14%	4	3%	0	0%	0	0%	1	1%	2	2%	119	100%	7	21
22	6	60%	2	20%	2	20%	0	0%	0	0%	0	0%	0	0%	10	100%	1	22
STATE	1,383	77%	298	17%	105	6%	0	0%	0	0%	10	1%	6	0%	1,802	100%	232	STATE

¹**Change of Venue:** Beginning in FY 2008 change of venue cases were removed from "Total Closures" because they are accounted for within the existing closure categories. They are reported separately to track change of venue cases transferred between courts.

Note: Percentages may not total 100 percent because of rounding.

**Table 75:
Colorado State Juvenile Regular Probation
Type of Revocation
Fiscal Year 2021**

TYPE: DISTRICT	New Felony ¹		New Misdemeanor ²		Technical ³		TOTAL REVOCATIONS ⁴	
	Number	%	Number	%	Number	%	Number	%
1	2	10%	2	10%	17	81%	21	100%
2J	8	47%	2	12%	7	41%	17	100%
3	0	0%	0	0%	0	0%	0	0%
4	18	38%	4	8%	26	54%	48	100%
5	0	0%	1	50%	1	50%	2	100%
6	0	0%	1	50%	1	50%	2	100%
7	0	0%	0	0%	0	0%	0	0%
8	2	5%	7	18%	29	76%	38	100%
9	1	25%	1	25%	2	50%	4	100%
10	3	23%	3	23%	7	54%	13	100%
11	2	67%	1	33%	0	0%	3	100%
12	0	0%	1	25%	3	75%	4	100%
13	0	0%	2	40%	3	60%	5	100%
14	0	0%	0	0%	0	0%	0	0%
15	0	0%	0	0%	0	0%	0	0%
16	0	0%	0	0%	2	100%	2	100%
17	5	26%	3	16%	11	58%	19	100%
18	7	17%	15	36%	20	48%	42	100%
19	5	9%	13	22%	40	69%	58	100%
20	0	0%	1	100%	0	0%	1	100%
21	6	35%	4	24%	7	41%	17	100%
22	0	0%	0	0%	2	100%	2	100%
STATE	59	20%	61	20%	178	60%	298	100%

¹**New Felony:** Includes revocations for a new felony offense committed while on probation supervision.

²**New Misdemeanor:** Includes revocations for a new misdemeanor offense committed while on probation supervision.

³**Technical:** Includes revocations for technical probation supervision violations (e.g. drug use, non-compliance).

⁴**Total Revocations:** Total includes all felony, misdemeanor, and technical violations resulting in a revocation from probation.

Note: Percentages may not total 100 percent because of rounding.

**Table 76:
Colorado State Juvenile Regular Probation
Length of Stay
Fiscal Year 2021**

TYPE:	0-3 months		4-6 months		7-12 months		13-18 months		19-24 months		25 + months		TOTAL CLOSURES	
DISTRICT	Number	%	Number	%	Number	%	Number	%	Number	%	Number	%	Number	%
1	17	13%	13	10%	28	22%	37	29%	23	18%	11	8%	129	100%
2J	12	7%	18	11%	46	27%	43	25%	23	13%	28	16%	171	100%
3	2	17%	1	8%	4	42%	2	25%	0	0%	1	8%	9	100%
4	19	7%	15	5%	96	34%	57	20%	55	20%	40	14%	281	100%
5	2	6%	7	21%	13	38%	3	9%	4	12%	5	15%	33	100%
6	0	0%	0	0%	3	30%	4	40%	2	20%	1	10%	9	100%
7	2	14%	1	7%	3	21%	3	21%	5	36%	0	0%	13	100%
8	7	5%	25	17%	53	37%	30	21%	17	12%	11	7%	141	100%
9	0	0%	2	11%	8	42%	4	21%	2	11%	3	16%	19	100%
10	16	22%	21	29%	18	25%	10	14%	3	4%	5	6%	73	100%
11	4	23%	3	15%	4	23%	4	19%	2	12%	1	8%	19	100%
12	0	0%	0	0%	4	24%	4	24%	7	41%	2	12%	17	100%
13	2	7%	8	24%	11	33%	4	12%	2	7%	5	17%	32	100%
14	2	13%	2	13%	4	33%	2	13%	1	7%	3	20%	13	100%
15	1	8%	2	17%	2	25%	1	8%	2	17%	2	25%	9	100%
16	0	0%	0	0%	4	45%	2	27%	0	0%	2	27%	9	100%
17	5	4%	17	11%	56	39%	27	18%	27	18%	14	10%	146	100%
18	34	12%	34	12%	84	29%	54	19%	39	14%	39	14%	284	100%
19	29	14%	43	22%	56	28%	31	16%	23	11%	19	9%	201	100%
20	7	10%	19	30%	26	40%	7	10%	2	3%	4	6%	65	100%
21	7	6%	26	22%	35	29%	25	21%	13	11%	12	10%	119	100%
22	1	9%	0	0%	3	27%	5	55%	1	9%	0	0%	10	100%
STATE	168	9%	257	14%	561	31%	358	20%	251	14%	207	12%	1,802	100%

Note: Percentages may not total 100 percent because of rounding.

Table 77:
Colorado State Juvenile Regular Probation
Active Client Risk¹ Levels on June 30, 2021
Fiscal Year 2021

DISTRICT	New: w/in the first 30 days of supervision start date		Maximum		Medium		Minimum		Administrative		Automated Reporting Program (ARP)		Community Corrections		Interstate Transfer to Another State		TOTAL STATE JUVENILE CLIENTS	
	Number	%	Number	%	Number	%	Number	%	Number	%	Number	%	Number	%	Number	%	Number	%
1	2	1%	45	28%	50	31%	33	21%	26	16%	0	0%	2	1%	2	1%	160	100%
2J	1	0%	58	27%	64	29%	69	32%	26	12%	0	0%	0	0%	0	0%	218	100%
3	0	0%	3	25%	4	33%	3	25%	2	17%	0	0%	0	0%	0	0%	12	100%
4	10	2%	67	13%	170	34%	169	33%	70	14%	0	0%	2	0%	17	3%	505	100%
5	1	3%	7	19%	14	39%	10	28%	2	6%	0	0%	2	6%	0	0%	36	100%
6	0	0%	4	19%	4	19%	9	43%	1	5%	0	0%	1	5%	2	10%	21	100%
7	0	0%	13	25%	18	35%	18	35%	2	4%	0	0%	1	2%	0	0%	52	100%
8	4	3%	61	41%	46	31%	22	15%	14	9%	0	0%	0	0%	3	2%	150	100%
9	2	4%	6	11%	8	15%	30	56%	7	13%	0	0%	1	2%	0	0%	54	100%
10	2	3%	17	24%	18	25%	18	25%	16	23%	0	0%	0	0%	0	0%	71	100%
11	0	0%	9	31%	2	7%	11	38%	4	14%	0	0%	0	0%	3	10%	29	100%
12	0	0%	5	23%	3	14%	10	45%	2	9%	0	0%	0	0%	2	9%	22	100%
13	2	4%	12	23%	16	31%	15	29%	4	8%	0	0%	1	2%	2	4%	52	100%
14	0	0%	5	21%	7	29%	10	42%	0	0%	0	0%	1	4%	1	4%	24	100%
15	1	5%	8	38%	5	24%	6	29%	0	0%	1	5%	0	0%	0	0%	21	100%
16	0	0%	3	25%	2	17%	6	50%	1	8%	0	0%	0	0%	0	0%	12	100%
17	3	1%	50	21%	71	29%	58	24%	56	23%	0	0%	0	0%	4	2%	242	100%
18	11	3%	64	18%	114	33%	108	31%	43	12%	0	0%	1	0%	9	3%	350	100%
19	3	1%	44	18%	86	36%	83	35%	17	7%	0	0%	2	1%	5	2%	240	100%
20	2	3%	21	27%	14	18%	26	33%	10	13%	0	0%	4	5%	1	1%	78	100%
21	10	8%	19	15%	20	16%	50	40%	19	15%	0	0%	2	2%	5	4%	125	100%
22	0	0%	4	57%	3	43%	0	0%	0	0%	0	0%	0	0%	0	0%	7	100%
STATE	54	2%	525	21%	739	30%	764	31%	322	13%	1	0%	20	1%	56	2%	2,481	100%

¹**Active Client Risk Levels:** This data includes regular juvenile supervision, juvenile sex offender, problem solving court and mental disorder clients. Detailed supervision levels for each regular juvenile supervision, juveniles who have committed sexual offenses, problem solving court and mental disorder clients can be found on Tables 78 and 79.

Note: Percentages may not total 100 percents because of rounding.

**Table 78:
Colorado State Juvenile Regular Probation
Active Regular Juvenile and Juveniles Who Have Committed Sexual Offenses
Client Risk Levels on June 30, 2021
Fiscal Year 2021**

Risk Level:	Regular Juvenile Supervision									
	Regular Maximum		Regular Medium		Regular Minimum		Regular Administrative and ARP		Regular Total	
	Number	%	Number	%	Number	%	Number	%	Number	%
DISTRICT										
1	18	17%	37	35%	25	24%	26	25%	106	100%
2J	46	28%	57	34%	39	23%	25	15%	167	100%
3	3	25%	4	33%	3	25%	2	17%	12	100%
4	61	16%	119	31%	128	34%	70	19%	378	100%
5	3	13%	8	35%	10	43%	2	9%	23	100%
6	2	13%	4	27%	8	53%	1	7%	15	100%
7	9	20%	16	36%	18	40%	2	4%	45	100%
8	50	40%	41	33%	21	17%	14	11%	126	100%
9	6	14%	8	18%	23	52%	7	16%	44	100%
10	16	24%	17	26%	17	26%	16	24%	66	100%
11	4	24%	2	12%	7	41%	4	24%	17	100%
12	4	25%	2	13%	8	50%	2	13%	16	100%
13	8	26%	12	39%	9	29%	2	6%	31	100%
14	4	24%	6	35%	7	41%	0	0%	17	100%
15	6	40%	5	33%	3	20%	1	7%	15	100%
16	2	18%	2	18%	6	55%	1	9%	11	100%
17	47	24%	58	30%	39	20%	52	27%	196	100%
18	53	19%	94	34%	90	32%	43	15%	280	100%
19	30	17%	55	31%	76	43%	17	10%	178	100%
20	19	34%	10	18%	17	30%	10	18%	56	100%
21	16	17%	18	19%	41	44%	19	20%	94	100%
22	4	57%	3	43%	0	0%	0	0%	7	100%
STATE	411	22%	578	30%	595	31%	316	17%	1,900	100%

Risk Level:	Juveniles Who Have Committed Sexual Offenses (JSO) ¹									
	JSO Maximum		JSO Medium		JSO Minimum		JSO Administrative		JSO Total	
	Number	%	Number	%	Number	%	Number	%	Number	%
DISTRICT										
1	22	51%	13	30%	8	19%	0	0%	43	100%
2J	3	8%	6	16%	28	76%	0	0%	37	100%
3	0	0%	0	0%	0	0%	0	0%	0	0%
4	6	6%	50	52%	41	42%	0	0%	97	100%
5	3	33%	6	67%	0	0%	0	0%	9	100%
6	1	50%	0	0%	1	50%	0	0%	2	100%
7	2	50%	2	50%	0	0%	0	0%	4	100%
8	7	54%	5	38%	1	8%	0	0%	13	100%
9	0	0%	0	0%	7	100%	0	0%	7	100%
10	1	33%	1	33%	1	33%	0	0%	3	100%
11	5	56%	0	0%	4	44%	0	0%	9	100%
12	1	25%	1	25%	2	50%	0	0%	4	100%
13	2	17%	2	17%	6	50%	2	17%	12	100%
14	0	0%	1	25%	3	75%	0	0%	4	100%
15	2	40%	0	0%	3	60%	0	0%	5	100%
16	1	100%	0	0%	0	0%	0	0%	1	100%
17	2	5%	13	34%	19	50%	4	11%	38	100%
18	7	20%	10	29%	18	51%	0	0%	35	100%
19	8	24%	22	65%	4	12%	0	0%	34	100%
20	0	0%	2	20%	8	80%	0	0%	10	100%
21	3	21%	2	14%	9	64%	0	0%	14	100%
22	0	0%	0	0%	0	0%	0	0%	0	0%
STATE	76	20%	136	36%	163	43%	6	2%	381	100%

¹This chart does not include juveniles who have committed sexual offenses who have been placed on Juvenile Intensive Supervision Probation (JISP). Colorado does not currently have a Sex Offender Intensive Supervision Program (SOISP) for juveniles who have committed sexual offenses.

Note: Percentages may not total 100 percent because of rounding.

Table 79:
Colorado State Juvenile Regular Probation
Active Problem Solving Court and Mental Disorder Client Risk Levels
on June 30, 2021
Fiscal Year 2021

Risk Level:	Problem Solving Court (PSC)									
	PSC Maximum		PSC Medium		PSC Minimum		PSC Administrative		PSC TOTAL	
	Number	%	Number	%	Number	%	Number	%	Number	%
DISTRICT										
1	5	100%	0	0%	0	0%	0	0%	5	100%
2J	9	69%	1	8%	2	15%	1	8%	13	100%
3	0	0%	0	0%	0	0%	0	0%	0	0%
4	0	0%	1	100%	0	0%	0	0%	1	100%
5	0	0%	0	0%	0	0%	0	0%	0	0%
6	1	100%	0	0%	0	0%	0	0%	1	100%
7	0	0%	0	0%	0	0%	0	0%	0	0%
8	4	100%	0	0%	0	0%	0	0%	4	100%
9	0	0%	0	0%	0	0%	0	0%	0	0%
10	0	0%	0	0%	0	0%	0	0%	0	0%
11	0	0%	0	0%	0	0%	0	0%	0	0%
12	0	0%	0	0%	0	0%	0	0%	0	0%
13	0	0%	0	0%	0	0%	0	0%	0	0%
14	0	0%	0	0%	0	0%	0	0%	0	0%
15	0	0%	0	0%	0	0%	0	0%	0	0%
16	0	0%	0	0%	0	0%	0	0%	0	0%
17	1	100%	0	0%	0	0%	0	0%	1	100%
18	0	0%	0	0%	0	0%	0	0%	0	0%
19	0	0%	0	0%	0	0%	0	0%	0	0%
20	0	0%	0	0%	0	0%	0	0%	0	0%
21	0	0%	0	0%	0	0%	0	0%	0	0%
22	0	0%	0	0%	0	0%	0	0%	0	0%
STATE	20	80%	2	8%	2	8%	1	4%	25	100%

Risk Level:	Mental Disorder (MD)									
	MD Maximum		MD Medium		MD Minimum		MD Administrative		MD Total	
	Number	%	Number	%	Number	%	Number	%	Number	%
DISTRICT										
1	0	0%	0	0%	0	0%	0	0%	0	0%
2J	0	0%	0	0%	0	0%	0	0%	0	0%
3	0	0%	0	0%	0	0%	0	0%	0	0%
4	0	0%	0	0%	0	0%	0	0%	0	0%
5	1	100%	0	0%	0	0%	0	0%	1	100%
6	0	0%	0	0%	0	0%	0	0%	0	0%
7	2	100%	0	0%	0	0%	0	0%	2	100%
8	0	0%	0	0%	0	0%	0	0%	0	0%
9	0	0%	0	0%	0	0%	0	0%	0	0%
10	0	0%	0	0%	0	0%	0	0%	0	0%
11	0	0%	0	0%	0	0%	0	0%	0	0%
12	0	0%	0	0%	0	0%	0	0%	0	0%
13	2	50%	2	50%	0	0%	0	0%	4	100%
14	1	100%	0	0%	0	0%	0	0%	1	100%
15	0	0%	0	0%	0	0%	0	0%	0	0%
16	0	0%	0	0%	0	0%	0	0%	0	0%
17	0	0%	0	0%	0	0%	0	0%	0	0%
18	4	29%	10	71%	0	0%	0	0%	14	100%
19	6	33%	9	50%	3	17%	0	0%	18	100%
20	2	40%	2	40%	1	20%	0	0%	5	100%
21	0	0%	0	0%	0	0%	0	0%	0	0%
22	0	0%	0	0%	0	0%	0	0%	0	0%
STATE	18	40%	23	51%	4	9%	0	0%	45	100%

Note: Percentages may not total 100 percent because of rounding.



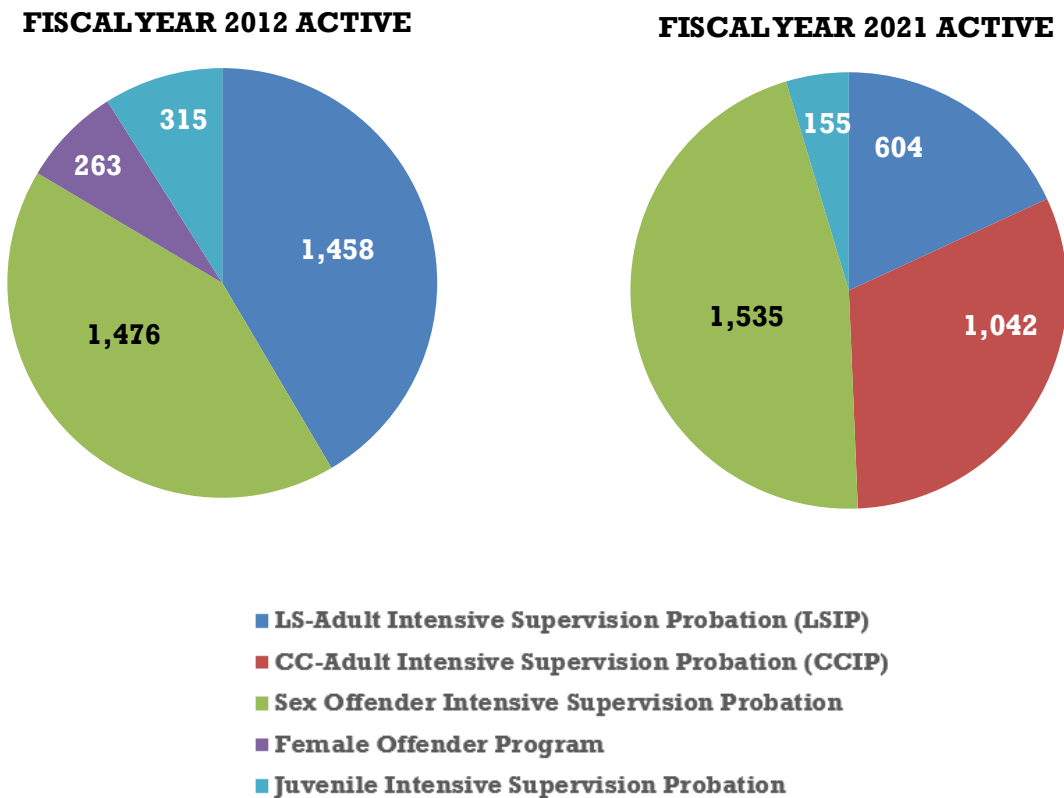
Intensive Probation Programs

Photo Credit: Andréa N. Chávez

Intensive Probation Programs

Intensive programs are created in statute or otherwise established to provide the courts and probation with community supervision options for higher-risk offenders. Three main goals drive intensive probation programs: to assess criminal risk and target offenders' service needs that relate to ongoing criminal activity; provide the highest level of supervision available; and identify and make referrals for appropriate treatment and services to reduce criminal behavior. Probationers must meet certain criteria, based on assessed risk and need, before being placed in intensive probation programs. These programs offer risk/need assessments, offense-specific treatment, electronic monitoring, and cognitive skills training. Due to the significant number of supervision requirements, and the level of risk, the number of probationers assigned to an intensive program caseload is capped at 18-30 individuals, depending on the program. The sections that follow present detailed and summary information pertaining to each of the intensive programs Colorado Probation employs to effectively supervise its clients.

**Chart 15: Probation Intensive Program Active Population as of June 30
Proportion of Probationers by Intensive Program- Ten Year Comparison**



Note: CC-Adult Intensive Supervision Probation (CCIP) is a new intensive program that began in FY 2019.
FOP- Female Offender Program has been phased out and will not be operation beyond FY2020.

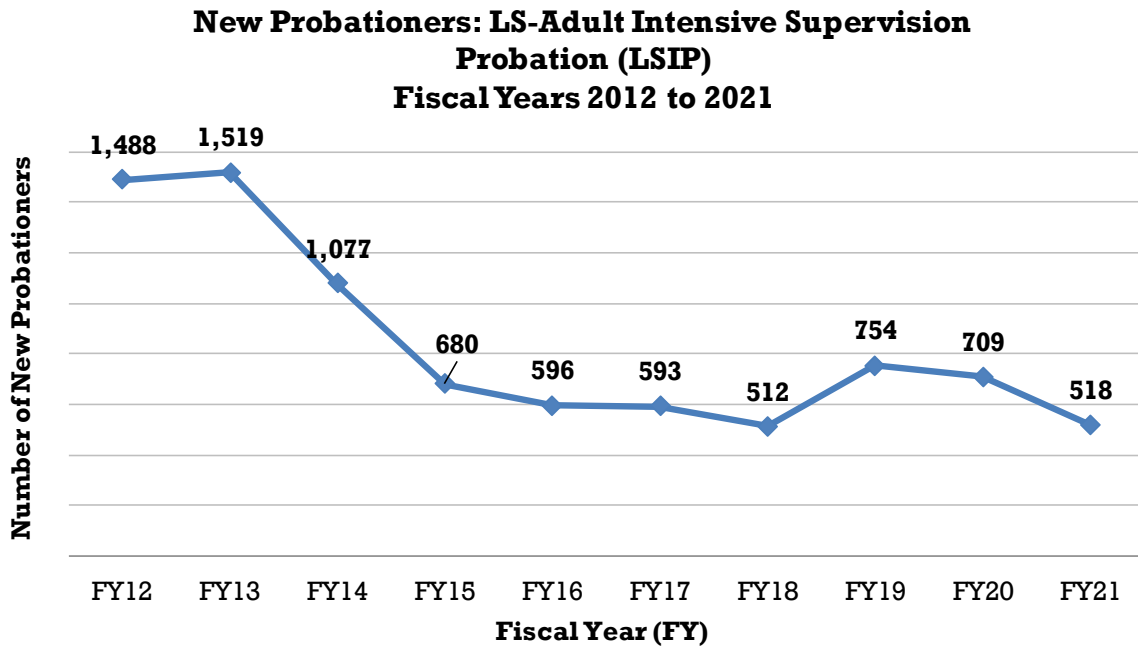


LS-Adult Intensive Supervision Probation (LSIP)

LS-Adult Intensive Supervision Probation (LSIP)

Adult Intensive Supervision Probation was implemented statewide in FY 1982 as a community sentencing alternative to incarceration for selected high-risk adult offenders with extensive criminal histories. AISP remains a sentencing option in cases where the offense date occurred before October 1, 2013. Pursuant to HB13-250, offenses committed after October 1, 2013 are subject to eligibility screening and placement in intensive programs, based on the standardized offender assessment (§16-11.5-102, C.R.S.). The AISP program was modified and renamed in 2013, following the passage of HB13-250. LSIP targets the higher risk/lower needs (absence of substance dependence and mental health issues) probationers. The program is designed to address specific criminogenic needs with intensive interventions. The program also requires accountability, with the goals of enhanced public safety through behavior change. A probationer may be enrolled in this program after the initial assessments are completed or when a reassessment indicates the probationer's risk of re-offense has increased, and the probationer meets the acceptance criteria of the intensive program.

In FY 2021 there were 518 probationers placed in LSIP and on June 30, 2021 there were 604 on LSIP. In FY 2021 the program successfully terminated 113 probationers from the LSIP program who might otherwise have served sentences in jail, Community Corrections or the Department of Corrections. Additionally, 336 probationers successfully completed the intensive program and were transferred to regular probation for the remainder of their sentence.



Note: In 2013 statute changes altered the way in which probationers were placed in intensive programs. In FY2019, computer programming was completed allowing probation departments better access to information which likely increased intensive program placements.

Table 80:
Colorado State Probation Intensive Programs
LS-Adult Intensive Supervision Probation (LSIP)¹
New Clients by Order Type
Fiscal Year 2021

DISTRICT	Probation		Courtesy Transfer from other Colorado Probation Districts		Interstate Transfers to Colorado		Total New Clients	
	Number	%	Number	%	Number	%	Number	%
1	49	89%	6	11%	0	0%	55	100%
2	91	88%	11	11%	2	2%	104	100%
3	0	0%	0	0%	0	0%	0	0%
4	62	93%	5	7%	0	0%	67	100%
5	3	100%	0	0%	0	0%	3	100%
6	0	0%	0	0%	0	0%	0	0%
7	0	0%	1	100%	0	0%	1	100%
8	43	98%	1	2%	0	0%	44	100%
9	0	0%	0	0%	0	0%	0	0%
10	24	96%	1	4%	0	0%	25	100%
11	0	0%	0	0%	0	0%	0	0%
12	2	100%	0	0%	0	0%	2	100%
13	6	86%	1	14%	0	0%	7	100%
14	0	0%	0	0%	0	0%	0	0%
15	0	0%	0	0%	0	0%	0	0%
16	2	67%	1	33%	0	0%	3	100%
17	65	77%	15	18%	4	5%	84	100%
18	18	69%	8	31%	0	0%	26	100%
19	62	89%	8	11%	0	0%	70	100%
20	9	64%	5	36%	0	0%	14	100%
21	10	83%	2	17%	0	0%	12	100%
22	1	100%	0	0%	0	0%	1	100%
TOTAL	447	86%	65	13%	6	1%	518	100%

¹**LS-Adult Intensive Supervision Probation (LSIP):** The AISP program was modified and renamed in 2013, following the passage of HB13-250. LSIP targets the higher risk/lower needs (absence of substance dependence and mental health issues) probationers.

Note: Percentages may not total 100 percent because of rounding.

**Table 81:
Colorado State Probation Intensive Programs
LS-Adult Intensive Supervision Probation (LSIP)
Successful/Unsuccessful Terminations
Fiscal Year 2021**

Successful Program Completion Transfer to Regular Probation ¹	SUCCESSFUL TERMINATIONS ²		UNSUCCESSFUL TERMINATIONS ³				TOTAL TERMINATIONS ⁴		
	Successful (no longer on Probation)		Revoked		Absconded				
	Number	DISTRICT	Number	%	Number	%	Number	%	Number
13	1	8	25%	11	34%	13	41%	32	100%
219	2 ⁵	48	51%	23	24%	23	24%	94	100%
0	3	0	0%	0	0%	0	0%	0	0%
22	4	14	35%	17	43%	9	23%	40	100%
3	5	5	100%	0	0%	0	0%	5	100%
0	6	0	0%	0	0%	0	0%	0	0%
0	7	0	0%	0	0%	0	0%	0	0%
6	8	6	32%	9	47%	4	21%	19	100%
0	9	0	0%	0	0%	0	0%	0	0%
5	10	2	11%	5	26%	12	63%	19	100%
0	11	0	0%	0	0%	0	0%	0	0%
3	12	1	33%	1	33%	1	33%	3	100%
4	13	0	0%	1	50%	1	50%	2	100%
0	14	0	0%	0	0%	0	0%	0	0%
0	15	0	0%	0	0%	0	0%	0	0%
0	16	0	0%	0	0%	0	0%	0	0%
25	17	19	31%	18	30%	24	39%	61	100%
18	18	4	11%	11	30%	22	59%	37	100%
15	19	4	13%	21	70%	5	17%	30	100%
3	20	1	20%	4	80%	0	0%	5	100%
0	21	1	33%	0	0%	2	67%	3	100%
0	22	0	0%	0	0%	0	0%	0	0%
336	STATE	113	32%	121	35%	116	33%	350	100%

¹**Successful Program Completion Transfer to Regular Probation:** In FY2018 those transferring to regular probation have been removed from the Successful Termination and reported separately. In previous annual reports they were combined. To see a complete list of all Intensive program transitions to regular probation see the Intensive Summary Table 96.

²**Successful Terminations:** This column includes those probationers that have terminated from probation while on LSIP and are no longer on probation.

³**Unsuccessful Terminations:** This column includes LSIP probationers who were revoked or absconded. A revocation is defined as a termination from LSIP for a technical violation, new misdemeanor, or new felony offense. A revocation to Community Corrections is NOT included in this section because these probationers are still under the supervision and jurisdiction of probation. Absconded refers to probationers who become fugitives and are no longer compliant with probation supervision.

⁴**Total Terminations:** This table includes: revocations, absconders and successful terminations from probation supervision.

⁵2: In FY 2021, Denver Adult Probation reported a large number of LSIP participants were transferred to an alternate, regular supervision program. As a neutral code is not available in the case management system, the "Successful Program Completion Transfer to Regular Probation" numbers should be interpreted with caution.

Additional types of of LSIP discharges are included in Table 82.

Note: Percentages may not total 100 percent because of rounding.

**Table 82:
Colorado State Probation Intensive Programs
LS-Adult Intensive Supervision Probation (LSIP)
Discharges
Fiscal Year 2021**

DISTRICT	Successful Program Completion Transfer to Regular Probation		Successful: Completed Program no longer on Probation		Absconded		Re-Sentenced to Community Corrections		Revoked		Deported		Death		Administrative Closure		Transfer to Another Specialized Program		Total Discharges		Courtesy Transfers ¹	
	#	%	#	%	#	%	#	%	#	%	#	%	#	%	#	%	#	%	#	%	#	District
1	13	27%	8	16%	13	27%	2	4%	11	22%	0	0%	0	0%	2	4%	0	0%	49	100%	7	1
2 ²	219	68%	48	15%	23	7%	4	1%	23	7%	0	0%	2	1%	1	0%	0	0%	320	100%	7	2 2
3	0	0%	0	0%	0	0%	0	0%	0	0%	0	0%	0	0%	0	0%	0	0%	0	0%	0	3
4	22	32%	14	20%	9	13%	4	6%	17	25%	0	0%	1	1%	0	0%	2	3%	69	100%	4	4
5	3	38%	5	63%	0	0%	0	0%	0	0%	0	0%	0	0%	0	0%	0	0%	8	100%	0	5
6	0	0%	0	0%	0	0%	0	0%	0	0%	0	0%	0	0%	0	0%	0	0%	0	0%	0	6
7	0	0%	0	0%	0	0%	0	0%	0	0%	0	0%	0	0%	0	0%	0	0%	0	0%	0	7
8	6	19%	6	19%	4	13%	4	13%	9	28%	0	0%	1	3%	0	0%	2	6%	32	100%	3	8
9	0	0%	0	0%	0	0%	0	0%	0	0%	0	0%	0	0%	0	0%	0	0%	0	0%	0	9
10	5	19%	2	8%	12	46%	1	4%	5	19%	0	0%	1	4%	0	0%	0	0%	26	100%	2	10
11	0	0%	0	0%	0	0%	0	0%	0	0%	0	0%	0	0%	0	0%	0	0%	0	0%	0	11
12	3	50%	1	17%	1	17%	0	0%	1	17%	0	0%	0	0%	0	0%	0	0%	6	100%	0	12
13	4	67%	0	0%	1	17%	0	0%	1	17%	0	0%	0	0%	0	0%	0	0%	6	100%	0	13
14	0	0%	0	0%	0	0%	0	0%	0	0%	0	0%	0	0%	0	0%	0	0%	0	0%	0	14
15	0	0%	0	0%	0	0%	0	0%	0	0%	0	0%	0	0%	0	0%	0	0%	0	0%	0	15
16	0	0%	0	0%	0	0%	0	0%	0	0%	0	0%	0	0%	0	0%	0	0%	0	0%	0	16
17	25	26%	19	20%	24	25%	3	3%	18	19%	0	0%	3	3%	1	1%	2	2%	95	100%	16	17
18	18	33%	4	7%	22	40%	0	0%	11	20%	0	0%	0	0%	0	0%	0	0%	55	100%	8	18
19	15	29%	4	8%	5	10%	7	13%	21	40%	0	0%	0	0%	0	0%	0	0%	52	100%	13	19
20	3	33%	1	11%	0	0%	0	0%	4	44%	1	11%	0	0%	0	0%	0	0%	9	100%	3	20
21	0	0%	1	33%	2	67%	0	0%	0	0%	0	0%	0	0%	0	0%	0	0%	3	100%	2	21
22	0	0%	0	0%	0	0%	0	0%	0	0%	0	0%	0	0%	0	0%	0	0%	0	0%	0	22
TOTAL	336	46%	113	15%	116	16%	25	3%	121	17%	1	0%	8	1%	4	1%	6	1%	730	100%	65	STATE

¹**Courtesy Transfers:** Beginning in FY 2008 courtesy transfers were removed from "Total Discharges" because they are accounted for within the existing discharge categories. They are reported separately to track the cases transferred between districts.

²: In FY 2021, Denver Adult Probation reported a large number of LSIP participants were transferred to an alternate, regular supervision program. As a neutral code is not available in the case management system, the "Successful Program Completion Transfer to Regular Probation" numbers should be interpreted with caution.

Note: Percentages may not total 100 percent because of rounding.

Table 83:
Colorado State Probation Intensive Programs
LS-Adult Intensive Supervision Probation (LSIP)
Type of Revocation
Fiscal Year 2021

DISTRICT	Revoked: New Felony ¹		Revoked: New Misdemeanor ²		Revoked: Technical ³		Total Revocations ⁴	
	Number	%	Number	%	Number	%	Number	%
1	4	36%	1	9%	6	55%	11	100%
2	16	70%	0	0%	7	30%	23	100%
3	0	0%	0	0%	0	0%	0	0%
4	8	47%	1	6%	8	47%	17	100%
5	0	0%	0	0%	0	0%	0	0%
6	0	0%	0	0%	0	0%	0	0%
7	0	0%	0	0%	0	0%	0	0%
8	3	33%	4	44%	2	22%	9	100%
9	0	0%	0	0%	0	0%	0	0%
10	0	0%	0	0%	5	100%	5	100%
11	0	0%	0	0%	0	0%	0	0%
12	0	0%	0	0%	1	100%	1	100%
13	0	0%	0	0%	1	100%	1	100%
14	0	0%	0	0%	0	0%	0	0%
15	0	0%	0	0%	0	0%	0	0%
16	0	0%	0	0%	0	0%	0	0%
17	3	17%	6	33%	9	50%	18	100%
18	3	27%	1	9%	7	64%	11	100%
19	5	24%	7	33%	9	43%	21	100%
20	1	25%	0	0%	3	75%	4	100%
21	0	0%	0	0%	0	0%	0	0%
22	0	0%	0	0%	0	0%	0	0%
TOTAL	43	36%	20	17%	58	48%	121	100%

¹**New Felony:** Includes revocations for a new felony offense committed while on probation supervision.

²**New Misdemeanor:** Includes revocations for a new misdemeanor offense committed while on probation supervision.

³**Technical:** Includes revocations for technical probation supervision violations (e.g. drug use, non-compliance).

⁴**Total Revocations:** Total includes all felony, misdemeanor, and technical violations resulting in a revocation from probation.

Note: Percentages may not total 100 percent because of rounding.



CC-Adult Intensive Supervision Probation (CCIP)

CC-Adult Intensive Supervision Probation (CCIP)

Adult Intensive Supervision Probation was implemented statewide in FY 1982 as a community sentencing alternative to incarceration for selected high-risk adult offenders with extensive criminal histories. AISP remains a sentencing option in cases where the offense date occurred before October 1, 2013. Pursuant to HB13-250, offenses committed after October 1, 2013 are subject to eligibility screening and placement in intensive programs, based on the standardized offender assessment (§16-11.5-102, C.R.S.). The CCIP program was developed in FY 2019, and fully implemented in FY 2020. CCIP targets the higher risk/higher needs (significant disruptions due to substance abuse, mental health issues, and stability factors) probationers. The program is designed to address specific criminogenic needs with a variety of interventions. The program also requires accountability, with the goals of enhanced public safety through behavior change. A probationer may be enrolled in this program after the initial assessments are completed or when a reassessment indicates the probationer’s risk of re-offense has increased, and the probationer meets the acceptance criteria of the intensive program.

In FY 2021 there were 782 probationers placed in CCIP and on June 30, 2021 there were 1,042 on CCIP. In FY 2021 the program successfully terminated 97 probationers from the CCIP program who might otherwise have served sentences in jail, Community Corrections or the Department of Corrections. Additionally, 115 probationers successfully completed the intensive program and were transferred to regular probation for the remainder of their sentence.

**New Probationers: CC-Adult Intensive Supervision Probation (CCIP)
Fiscal Years 2012 to 2021**

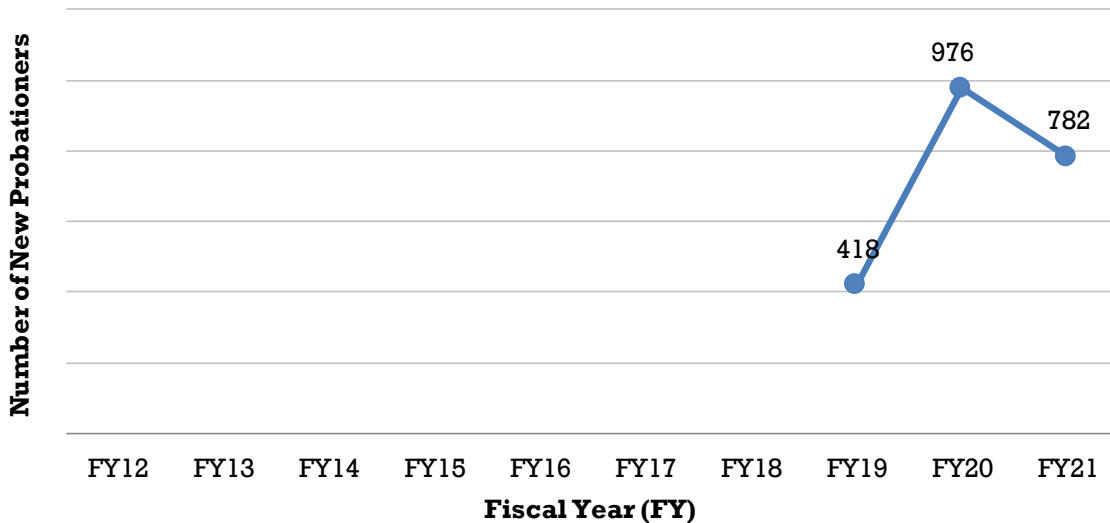


Table 84:
Colorado State Probation Intensive Programs
CC-Adult Intensive Supervision Probation (CCIP)¹
New Clients by Order Type
Fiscal Year 2021

DISTRICT	Probation		Courtesy Transfer from other Colorado Probation Districts		Interstate Transfers to Colorado		Total New Clients	
	Number	%	Number	%	Number	%	Number	%
1	76	90%	8	10%	0	0%	84	100%
2	117	92%	10	8%	0	0%	127	100%
3	0	0%	0	0%	0	0%	0	0%
4	141	94%	9	6%	0	0%	150	100%
5	11	100%	0	0%	0	0%	11	100%
6	0	0%	0	0%	0	0%	0	0%
7	1	100%	0	0%	0	0%	1	100%
8	117	94%	7	6%	1	1%	125	100%
9	0	0%	0	0%	0	0%	0	0%
10	28	88%	3	9%	1	3%	32	100%
11	0	0%	0	0%	0	0%	0	0%
12	0	0%	0	0%	0	0%	0	0%
13	16	89%	1	6%	1	6%	18	100%
14	0	0%	0	0%	0	0%	0	0%
15	0	0%	0	0%	0	0%	0	0%
16	4	80%	1	20%	0	0%	5	100%
17	55	82%	11	16%	1	1%	67	100%
18	23	79%	6	21%	0	0%	29	100%
19	90	85%	16	15%	0	0%	106	100%
20	0	0%	1	100%	0	0%	1	100%
21	18	72%	7	28%	0	0%	25	100%
22	1	100%	0	0%	0	0%	1	100%
TOTAL	698	89%	80	10%	4	1%	782	100%

¹**CC-Adult Intensive Supervision Probation (CCIP):** The CCIP program was developed in FY 2019, and fully implemented in FY 2020. CCIP targets the higher risk/higher needs (significant disruptions due to substance abuse, mental health issues, and stability factors) probationers.

Note: Percentages may not total 100 percent because of rounding.

**Table 85:
Colorado State Probation Intensive Programs
CC-Adult Intensive Supervision Probation (CCIP)
Successful/Unsuccessful Terminations
Fiscal Year 2021**

Successful Program Completion Transfer to Regular Probation ¹	TYPE:	SUCCESSFUL TERMINATIONS ²		UNSUCCESSFUL TERMINATIONS ³				TOTAL TERMINATIONS ⁴	
		Successful (no longer on Probation)		Revoked		Absconded		TOTAL TERMINATIONS ⁴	
Number	DISTRICT	Number	%	Number	%	Number	%	Number	%
12	1	19	37%	14	27%	19	37%	52	100%
21	2	46	50%	20	22%	26	28%	92	100%
0	3	0	0%	0	0%	0	0%	0	0%
27	4	5	23%	8	36%	9	41%	22	100%
2	5	3	100%	0	0%	0	0%	3	100%
0	6	0	0%	0	0%	0	0%	0	0%
0	7	0	0%	0	0%	0	0%	0	0%
5	8	13	33%	11	28%	15	38%	39	100%
0	9	0	0%	0	0%	0	0%	0	0%
4	10	1	10%	2	20%	7	70%	10	100%
0	11	0	0%	0	0%	0	0%	0	0%
0	12	0	0%	0	0%	0	0%	0	0%
5	13	0	0%	1	100%	0	0%	1	100%
0	14	0	0%	0	0%	0	0%	0	0%
0	15	0	0%	0	0%	0	0%	0	0%
1	16	0	0%	2	100%	0	0%	2	100%
6	17	5	31%	4	25%	7	44%	16	100%
7	18	1	8%	1	8%	10	83%	12	100%
15	19	2	8%	17	71%	5	21%	24	100%
2	20	1	100%	0	0%	0	0%	1	100%
8	21	1	25%	1	25%	2	50%	4	100%
0	22	0	0%	1	100%	0	0%	1	100%
115	STATE	97	35%	82	29%	100	36%	279	100%

¹**Successful Program Completion Transfer to Regular Probation:** This column includes those probationers that have completed CCIP and transferred to regular supervision to finish their probation term. To see a complete list of all Intensive program transitions to regular probation see the Intensive Summary Table 96.

²**Successful Terminations:** This column includes those probationers that have terminated from probation while on CCIP and are no longer on probation.

³**Unsuccessful Terminations:** This column includes CCIP probationers who were revoked or absconded. A revocation is defined as a termination from CCIP for a technical violation, new misdemeanor, or new felony offense. A revocation to Community Corrections is NOT included in this section because these probationers are still under the supervision and jurisdiction of probation. Absconded refers to probationers who become fugitives and are no longer compliant with probation supervision.

⁴**Total Terminations:** This table includes: revocations, absconders and successful terminations from probation supervision.

Additional types of of CCIP discharges are included in Table 86.

Note: Percentages may not total 100 percent because of rounding.

**Table 86:
Colorado State Probation Intensive Programs
CC-Adult Intensive Supervision Probation (CCIP) Discharges
Fiscal Year 2021**

DISTRICT	Successful Program Completion Transfer to Regular Probation		Successful: Completed Program no longer on Probation		Absconded		Re-Sentenced to Community Corrections		Revoked		Deported		Death		Administrative Closure		Transfer to Another Specialized Program		Total Discharges		Courtesy Transfers ¹	
	#	%	#	%	#	%	#	%	#	%	#	%	#	%	#	%	#	%	#	%	#	District
1	12	17%	19	28%	19	28%	3	4%	14	20%	0	0%	1	1%	1	1%	0	0%	69	100%	3	1
2	21	17%	46	37%	26	21%	6	5%	20	16%	0	0%	5	4%	1	1%	0	0%	125	100%	8	2
3	0	0%	0	0%	0	0%	0	0%	0	0%	0	0%	0	0%	0	0%	0	0%	0	0%	0	3
4	27	43%	5	8%	9	14%	9	14%	8	13%	0	0%	1	2%	1	2%	3	5%	63	100%	5	4
5	2	40%	3	60%	0	0%	0	0%	0	0%	0	0%	0	0%	0	0%	0	0%	5	100%	0	5
6	0	0%	0	0%	0	0%	0	0%	0	0%	0	0%	0	0%	0	0%	0	0%	0	0%	0	6
7	0	0%	0	0%	0	0%	0	0%	0	0%	0	0%	0	0%	0	0%	0	0%	0	0%	0	7
8	5	8%	13	20%	15	23%	9	14%	11	17%	0	0%	6	9%	0	0%	6	9%	65	100%	3	8
9	0	0%	0	0%	0	0%	0	0%	0	0%	0	0%	0	0%	0	0%	0	0%	0	0%	0	9
10	4	27%	1	7%	7	47%	0	0%	2	13%	0	0%	1	7%	0	0%	0	0%	15	100%	1	10
11	0	0%	0	0%	0	0%	0	0%	0	0%	0	0%	0	0%	0	0%	0	0%	0	0%	0	11
12	0	0%	0	0%	0	0%	0	0%	0	0%	0	0%	0	0%	0	0%	0	0%	0	0%	0	12
13	5	83%	0	0%	0	0%	0	0%	1	17%	0	0%	0	0%	0	0%	0	0%	6	100%	1	13
14	0	0%	0	0%	0	0%	0	0%	0	0%	0	0%	0	0%	0	0%	0	0%	0	0%	0	14
15	0	0%	0	0%	0	0%	0	0%	0	0%	0	0%	0	0%	0	0%	0	0%	0	0%	0	15
16	1	25%	0	0%	0	0%	0	0%	2	50%	0	0%	1	25%	0	0%	0	0%	4	100%	0	16
17	6	23%	5	19%	7	27%	0	0%	4	15%	0	0%	3	12%	0	0%	1	4%	26	100%	6	17
18	7	37%	1	5%	10	53%	0	0%	1	5%	0	0%	0	0%	0	0%	0	0%	19	100%	9	18
19	15	32%	2	4%	5	11%	1	2%	17	36%	0	0%	4	9%	0	0%	3	6%	47	100%	12	19
20	2	67%	1	33%	0	0%	0	0%	0	0%	0	0%	0	0%	0	0%	0	0%	3	100%	0	20
21	8	53%	1	7%	2	13%	2	13%	1	7%	0	0%	1	7%	0	0%	0	0%	15	100%	0	21
22	0	0%	0	0%	0	0%	0	0%	1	100%	0	0%	0	0%	0	0%	0	0%	1	100%	0	22
TOTAL	115	25%	97	21%	100	22%	30	6%	82	18%	0	0%	23	5%	3	1%	13	3%	463	100%	48	STATE

¹**Courtesy Transfers:** Beginning in FY 2008 courtesy transfers were removed from "Total Discharges" because they are accounted for within the existing discharge categories. They are reported separately to track the cases transferred between districts.

Note: Percentages may not total 100 percent because of rounding.

Table 87:
Colorado State Probation Intensive Programs
CC-Adult Intensive Supervision Probation (CCIP)
Type of Revocation
Fiscal Year 2021

DISTRICT	Revoked: New Felony ¹		Revoked: New Misdemeanor ²		Revoked: Technical ³		Total Revocations ⁴	
	Number	%	Number	%	Number	%	Number	%
1	1	7%	2	14%	11	79%	14	100%
2	6	30%	4	20%	10	50%	20	100%
3	0	0%	0	0%	0	0%	0	0%
4	0	0%	0	0%	8	100%	8	100%
5	0	0%	0	0%	0	0%	0	0%
6	0	0%	0	0%	0	0%	0	0%
7	0	0%	0	0%	0	0%	0	0%
8	2	18%	3	27%	6	55%	11	100%
9	0	0%	0	0%	0	0%	0	0%
10	0	0%	0	0%	2	100%	2	100%
11	0	0%	0	0%	0	0%	0	0%
12	0	0%	0	0%	0	0%	0	0%
13	0	0%	0	0%	1	100%	1	100%
14	0	0%	0	0%	0	0%	0	0%
15	0	0%	0	0%	0	0%	0	0%
16	0	0%	0	0%	2	100%	2	100%
17	1	25%	0	0%	3	75%	4	100%
18	0	0%	1	100%	0	0%	1	100%
19	2	12%	1	6%	14	82%	17	100%
20	0	0%	0	0%	0	0%	0	0%
21	0	0%	0	0%	1	100%	1	100%
22	0	0%	0	0%	1	100%	1	100%
TOTAL	12	15%	11	13%	59	72%	82	100%

¹**New Felony:** Includes revocations for a new felony offense committed while on probation supervision.

²**New Misdemeanor:** Includes revocations for a new misdemeanor offense committed while on probation supervision.

³**Technical:** Includes revocations for technical probation supervision violations (e.g. drug use, unsuccessful discharge from treatment).

⁴**Total Revocations:** Total includes all felony, misdemeanor, and technical violations resulting in a revocation from probation.

Note: Percentages may not total 100 percent because of rounding.



Sex Offender Intensive Supervision Probation (SOISP)

Sex Offender Intensive Supervision Probation (SOISP)

Sex Offender Intensive Supervision Probation (SOISP) is designed to provide the highest level of supervision to adult sex offenders who are placed on probation. Although initially created in statute in 1998 to address the risk posed by lifetime supervision cases, the Colorado Legislature made a significant change to the statute in 2001. Pursuant to HB01-1229, all felony sex offenders convicted on or after July 1, 2001 are statutorily mandated to be supervised in SOISP.

The goal of intensive supervision probation for any probationer is to minimize the risk to the public to the greatest extent possible by holding probationers accountable for their present and past criminal behavior, decreasing risk factors and increasing protective factors, along with encouraging pro-social skill building, and assisting probationers to repair the harm caused by their actions, when possible. SOISP includes a combination of high-level surveillance and monitoring; research informed and best practice supervision strategies; physiological monitoring; and collaboration with Community Supervision Teams. Depending on the probationer, elements of community supervision may include restricted activities, daily contact with the probationer, curfew checks, home visitation, employment visitation and monitoring, drug and alcohol screening, and/or sex offense specific treatment to include the use of polygraph testing. SOISP consists of three phases, each with specific criteria that must be met prior to a reduction in the level of supervision. Movement within all phases is behaviorally-based and guided by specific criteria.

In FY 2021, there were 404 probationers placed in SOISP and on June 30, 2021 there were 1,535 probationers on SOISP. In FY 2021 the program successfully terminated 82 probationers (52%) from the SOISP program who might otherwise have served sentences in the Department of Corrections. Additionally, 67 probationers successfully completed SOISP and were transitioned to regular probation for the remainder of their sentence.

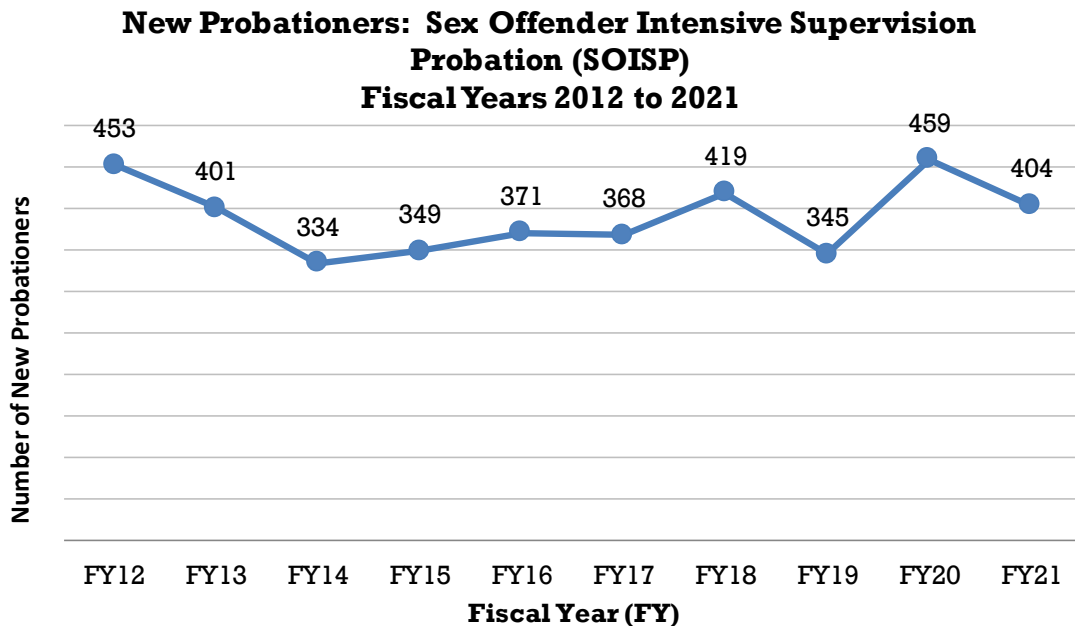


Table 88:
Colorado State Probation Intensive Programs
Sex Offender Intensive Supervision Probation (SOISP)
New Clients by Order Type
Fiscal Year 2021

DISTRICT	Direct Sentence		Courtesy Transfer from other Colorado Probation Districts		Interstate Transfers to Colorado		Total New Clients	
	Number	%	Number	%	Number	%	Number	%
1	47	89%	6	11%	0	0%	53	100%
2	45	78%	13	22%	0	0%	58	100%
3	0	0%	0	0%	0	0%	0	0%
4	63	85%	11	15%	0	0%	74	100%
5	2	67%	1	33%	0	0%	3	100%
6	2	67%	1	33%	0	0%	3	100%
7	1	100%	0	0%	0	0%	1	100%
8	29	94%	2	6%	0	0%	31	100%
9	1	50%	1	50%	0	0%	2	100%
10	2	100%	0	0%	0	0%	2	100%
11	1	100%	0	0%	0	0%	1	100%
12	0	0%	0	0%	1	100%	1	100%
13	6	86%	1	14%	0	0%	7	100%
14	1	100%	0	0%	0	0%	1	100%
15	0	0%	0	0%	0	0%	0	0%
16	1	100%	0	0%	0	0%	1	100%
17	31	70%	13	30%	0	0%	44	100%
18	61	88%	6	9%	2	3%	69	100%
19	14	56%	11	44%	0	0%	25	100%
20	16	80%	2	10%	2	10%	20	100%
21	6	86%	0	0%	1	14%	7	100%
22	1	100%	0	0%	0	0%	1	100%
TOTAL	330	82%	68	17%	6	1%	404	100%

Note: Percentages may not total 100 percent because of rounding.

Table 89:
Colorado State Probation Intensive Programs
Sex Offender Intensive Supervision Program (SOISP)
Successful/Unsuccessful Terminations
Fiscal Year 2021

Note: Approximately one-half of the SOISP probationers are serving indeterminate sentences (minimum of 10 years). Therefore, it is important to consider terminations within the context of the active SOISP caseload. Many more probationers are being successfully supervised (1,535) on SOISP than are terminating unsuccessfully (76) as reflected below in the 6/30/2021 active caseload and termination table.

Sex Offender Intensive Supervision Program (SOISP) Active as of 6/30/2021 ¹		Successful Program Completion Transfer to Regular Probation ²	SUCCESSFUL TERMINATIONS ³		UNSUCCESSFUL TERMINATIONS ⁴		TOTAL TERMINATIONS ⁵			
			Successful (no longer on Probation)		Revoked				Absconded	
DISTRICT	Number	Number	Number	%	Number	%	Number	%		
1	166	5	14	56%	7	28%	4	16%	25	100%
2	183	4	6	26%	15	65%	2	9%	23	100%
3	1	0	0	0%	0	0%	0	0%	0	0%
4	282	12	4	29%	9	64%	1	7%	14	100%
5	8	1	1	100%	0	0%	0	0%	1	100%
6	9	0	3	100%	0	0%	0	0%	3	100%
7	6	0	0	0%	0	0%	0	0%	0	0%
8	126	8	12	60%	5	25%	3	15%	20	100%
9	5	0	0	0%	0	0%	0	0%	0	0%
10	47	0	0	0%	2	100%	0	0%	2	100%
11	15	1	0	0%	0	0%	0	0%	0	0%
12	4	0	0	0%	0	0%	0	0%	0	0%
13	19	3	1	100%	0	0%	0	0%	1	100%
14	4	0	0	0%	0	0%	0	0%	0	0%
15	0	0	0	0%	0	0%	0	0%	0	0%
16	1	0	0	0%	0	0%	0	0%	0	0%
17	128	4	11	61%	5	28%	2	11%	18	100%
18	270	11	22	65%	10	29%	2	6%	34	100%
19	108	0	7	54%	6	46%	0	0%	13	100%
20	84	7	0	0%	1	100%	0	0%	1	100%
21	52	10	1	50%	1	50%	0	0%	2	100%
22	17	1	0	0%	0	0%	1	100%	1	100%
STATE	1,535	67	82	52%	61	39%	15	9%	158	100%

¹**Sex Offender Intensive Supervision Probation:** The Non-SOISP sex offender population is included in the Regular Adult Probation Section.

²**Successful Program Completion Transfer to Regular Probation:** Beginning in FY2018, the transition program completions were removed from the Successful Termination and reported separately; in previous annual reports, they were combined. To see a complete list of all Intensive program transitions to regular probation see the Intensive Summary Table 96.

³**Successful Termination:** This column includes those probationers that terminated from probation while on SOISP and are no longer on probation.

⁴**Unsuccessful Terminations:** These columns include SOISP probationers who were revoked or absconded. A revocation is defined as a termination from SOISP for a technical violation, new misdemeanor, or new felony offense. A revocation to Community Corrections is NOT included in this section. These probationers are not included on this table as they are still under the supervision and jurisdiction of probation.

Absconded refers to probationers who become fugitives and are no longer compliant with probation supervision.

⁵**Total Terminations:** In this table only, the total terminations include: revocations, absconders and successful terminations from probation supervision. Additional types of SOISP discharges are included in Table 90.

**Table 90:
Colorado State Probation Intensive Programs
Sex Offender Intensive Supervision Probation (SOISP)
Discharges
Fiscal Year 2021**

DISTRICT	Successful: Transfer to Regular Probation		Successful: Completed Program no longer on Probation		Absconded		Re-Sentenced to: Community Corrections		Revoked		Deported		Death		Administrative Closure		Transfer to Another Specialized Program		Total Discharges		Courtesy Transfers ¹	
	Number	%	Number	%	Number	%	Number	%	Number	%	#	%	#	%	Number	%	Number	%	Number	%	Number	DISTRICT
1	5	13%	14	37%	4	11%	8	21%	7	18%	0	0%	0	0%	0	0%	0	0%	38	100%	1	1
2	4	11%	6	16%	2	5%	2	5%	15	39%	1	3%	0	0%	8	21%	0	0%	38	100%	0	2
3	0	0%	0	0%	0	0%	0	0%	0	0%	0	0%	0	0%	0	0%	0	0%	0	0%	0	3
4	12	39%	4	13%	1	3%	0	0%	9	29%	1	3%	4	13%	0	0%	0	0%	31	100%	0	4
5	1	50%	1	50%	0	0%	0	0%	0	0%	0	0%	0	0%	0	0%	0	0%	2	100%	0	5
6	0	0%	3	75%	0	0%	0	0%	0	0%	0	0%	0	0%	1	25%	0	0%	4	100%	0	6
7	0	0%	0	0%	0	0%	0	0%	0	0%	0	0%	0	0%	0	0%	0	0%	0	0%	0	7
8	8	25%	12	38%	3	9%	1	3%	5	16%	0	0%	1	3%	1	3%	1	3%	32	100%	1	8
9	0	0%	0	0%	0	0%	0	0%	0	0%	0	0%	0	0%	0	0%	0	0%	0	0%	0	9
10	0	0%	0	0%	0	0%	0	0%	2	100%	0	0%	0	0%	0	0%	0	0%	2	100%	0	10
11	1	100%	0	0%	0	0%	0	0%	0	0%	0	0%	0	0%	0	0%	0	0%	1	100%	0	11
12	0	0%	0	0%	0	0%	0	0%	0	0%	0	0%	0	0%	0	0%	0	0%	0	0%	0	12
13	3	75%	1	25%	0	0%	0	0%	0	0%	0	0%	0	0%	0	0%	0	0%	4	100%	0	13
14	0	0%	0	0%	0	0%	0	0%	0	0%	0	0%	0	0%	0	0%	0	0%	0	0%	0	14
15	0	0%	0	0%	0	0%	0	0%	0	0%	0	0%	0	0%	0	0%	0	0%	0	0%	0	15
16	0	0%	0	0%	0	0%	0	0%	0	0%	0	0%	0	0%	0	0%	0	0%	0	0%	0	16
17	4	17%	11	46%	2	8%	1	4%	5	21%	0	0%	0	0%	1	4%	0	0%	24	100%	0	17
18	11	22%	22	43%	2	4%	1	2%	10	20%	0	0%	2	4%	3	6%	0	0%	51	100%	0	18
19	0	0%	7	41%	0	0%	1	6%	6	35%	2	12%	0	0%	1	6%	0	0%	17	100%	1	19
20	7	78%	0	0%	0	0%	1	11%	1	11%	0	0%	0	0%	0	0%	0	0%	9	100%	0	20
21	10	77%	1	8%	0	0%	0	0%	1	8%	0	0%	1	8%	0	0%	0	0%	13	100%	0	21
22	1	50%	0	0%	1	50%	0	0%	0	0%	0	0%	0	0%	0	0%	0	0%	2	100%	0	22
TOTAL	67	25%	82	31%	15	6%	15	6%	61	23%	4	1%	8	3%	15	6%	1	0%	268	100%	3	TOTAL

¹Courtesy Transfers: Beginning in FY 2008, courtesy transfers were removed from "Total Discharges" and reported separately.

Note: Percentages may not total 100 percent because of rounding.

Table 91:
Colorado State Probation Intensive Programs
Sex Offender Intensive Supervision Probation (SOISP)
Type of Revocation
Fiscal Year 2021

DISTRICT	Revoked: New Felony ¹		Revoked: New Misdemeanor ²		Revoked: Technical ³		Total Revocations ⁴	
	Number	%	Number	%	Number	%	Number	%
1	0	0%	0	0%	7	100%	7	100%
2	0	0%	0	0%	15	100%	15	100%
3	0	0%	0	0%	0	0%	0	0%
4	1	11%	0	0%	8	89%	9	100%
5	0	0%	0	0%	0	0%	0	0%
6	0	0%	0	0%	0	0%	0	0%
7	0	0%	0	0%	0	0%	0	0%
8	0	0%	1	20%	4	80%	5	100%
9	0	0%	0	0%	0	0%	0	0%
10	0	0%	0	0%	2	100%	2	100%
11	0	0%	0	0%	0	0%	0	0%
12	0	0%	0	0%	0	0%	0	0%
13	0	0%	0	0%	0	0%	0	0%
14	0	0%	0	0%	0	0%	0	0%
15	0	0%	0	0%	0	0%	0	0%
16	0	0%	0	0%	0	0%	0	0%
17	0	0%	0	0%	5	100%	5	100%
18	1	10%	0	0%	9	90%	10	100%
19	2	33%	0	0%	4	67%	6	100%
20	0	0%	0	0%	1	100%	1	100%
21	1	100%	0	0%	0	0%	1	100%
22	0	0%	0	0%	0	0%	0	0%
TOTAL	5	8%	1	2%	55	90%	61	100%

¹**New Felony:** Includes revocations for a new felony offense committed while on probation supervision.

²**New Misdemeanor:** Includes revocations for a new misdemeanor offense committed while on probation supervision.

³**Technical:** Includes revocations for technical probation supervision violations (e.g. drug use, non-compliance) with probation terms and conditions.

⁴**Total Revocations:** Total includes all felony, misdemeanor, and technical violations resulting in a revocation from probation.

Note: Percentages may not total 100 percent because of rounding.



Juvenile Intensive Supervision Probation (JISP)

Juvenile Intensive Supervision Probation (JISP)

The Juvenile Intensive Supervision Probation (JISP) Program was implemented in FY 1991 as a community sentencing option for high risk juvenile offenders. As a result of its effectiveness, the General Assembly approved expansion of the program enough to allow its existence in all 22 judicial districts. The program is designed to deliver intensive case management to include monitoring of school progress, referral for remedial educational assistance, home visits, electronic monitoring, drug testing, skill building, and treatment services, as required. The number of juveniles assigned to a JISP officer is capped at 18. In FY 2021 there were 79 juveniles placed into JISP and on June 30, 2021 there were 155 juveniles on JISP. In FY 2021, 48 juveniles successfully completed the program who might otherwise have served sentences in the Division of Youth Services. Additionally, 11 juveniles successfully completed JISP and were transitioned to regular probation for the remainder of their sentence.

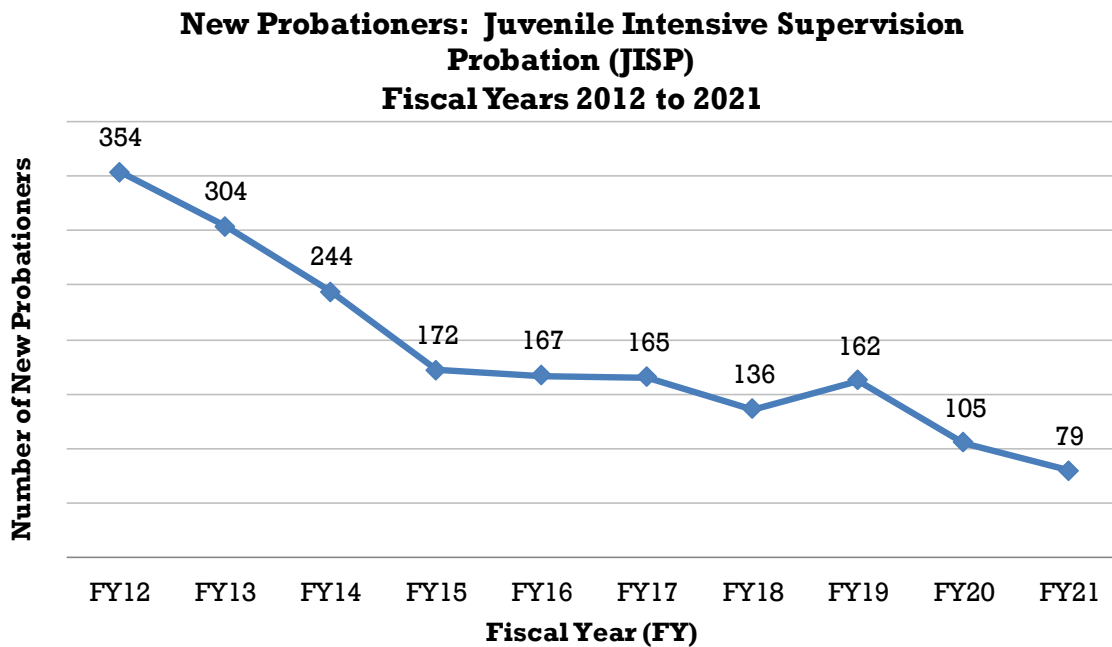


Table 92:
Colorado State Probation Intensive Programs
Juvenile Intensive Supervision Probation (JISP)
New Clients by Order Type
Fiscal Year 2021

DISTRICT	Direct Sentence		Transfer from Regular Probation		Change of Venue		Interstate Transfer to Colorado		Total New Clients	
	Number	%	Number	%	Number	%	Number	%	Number	%
1	5	83%	1	17%	0	0%	0	0%	6	100%
2J	24	80%	6	20%	0	0%	0	0%	30	100%
3	0	0%	0	0%	0	0%	0	0%	0	0%
4	8	67%	4	33%	0	0%	0	0%	12	100%
5	0	0%	0	0%	0	0%	0	0%	0	0%
6	0	0%	0	0%	0	0%	0	0%	0	0%
7	0	0%	0	0%	0	0%	0	0%	0	0%
8	0	0%	0	0%	0	0%	0	0%	0	0%
9	0	0%	0	0%	0	0%	0	0%	0	0%
10	0	0%	0	0%	0	0%	0	0%	0	0%
11	0	0%	0	0%	0	0%	0	0%	0	0%
12	0	0%	1	100%	0	0%	0	0%	1	100%
13	0	0%	0	0%	0	0%	0	0%	0	0%
14	0	0%	0	0%	0	0%	0	0%	0	0%
15	0	0%	0	0%	0	0%	0	0%	0	0%
16	0	0%	0	0%	0	0%	0	0%	0	0%
17	4	50%	4	50%	0	0%	0	0%	8	100%
18	4	44%	5	56%	0	0%	0	0%	9	100%
19	5	50%	5	50%	0	0%	0	0%	10	100%
20	1	33%	2	67%	0	0%	0	0%	3	100%
21	0	0%	0	0%	0	0%	0	0%	0	0%
22	0	0%	0	0%	0	0%	0	0%	0	0%
TOTAL	51	65%	28	35%	0	0%	0	0%	79	100%

Note: Percentages may not total 100 percent because of rounding.

**Table 93:
Colorado State Probation Intensive Programs
Juvenile Intensive Supervision Probation (JISP)
Successful/Unsuccessful Terminations
Fiscal Year 2021**

Successful Program Completion Transfer to Regular Probation ¹	TYPE:	SUCCESSFUL TERMINATIONS ²		UNSUCCESSFUL TERMINATIONS ³				TOTAL TERMINATIONS ⁴	
		Successful (no longer on Probation)		Revoked		Absconded		TOTAL TERMINATIONS ⁴	
Number	DISTRICT	Number	%	Number	%	Number	%	Number	%
0	1	3	50%	3	50%	0	0%	6	100%
3	2J	31	74%	10	24%	1	2%	42	100%
0	3	0	0%	0	0%	0	0%	0	0%
1	4	1	25%	2	50%	1	25%	4	100%
0	5	0	0%	0	0%	0	0%	0	0%
0	6	0	0%	0	0%	0	0%	0	0%
0	7	0	0%	0	0%	0	0%	0	0%
1	8	2	50%	2	50%	0	0%	4	100%
0	9	0	0%	0	0%	0	0%	0	0%
0	10	0	0%	0	0%	0	0%	0	0%
0	11	0	0%	0	0%	0	0%	0	0%
0	12	0	0%	0	0%	0	0%	0	0%
0	13	0	0%	0	0%	0	0%	0	0%
0	14	0	0%	0	0%	0	0%	0	0%
0	15	0	0%	0	0%	0	0%	0	0%
0	16	0	0%	0	0%	0	0%	0	0%
5	17	4	36%	6	55%	1	9%	11	100%
0	18	5	42%	3	25%	4	33%	12	100%
1	19	1	100%	0	0%	0	0%	1	100%
0	20	1	25%	3	75%	0	0%	4	100%
0	21	0	0%	0	0%	0	0%	0	0%
0	22	0	0%	0	0%	0	0%	0	0%
11	STATE	48	57%	29	35%	7	8%	84	100%

¹**Successful Program Completion Transfer to Regular Probation:** In FY2018 those transferring to regular probation have been removed from the Successful Termination and reported separately. In previous annual reports they were combined. To see a complete list of all Intensive program transitions to regular probation see the Intensive Summary Table 100.

²**Successful Terminations:** This column includes those probationers that have terminated from probation while on JISP and are no longer on probation.

³**Unsuccessful Terminations:** This column includes JISP probationers who were revoked or absconded. A revocation is defined as a termination from JISP for a technical violation, new misdemeanor, or new felony offense. Absconded refers to probationers who become fugitives and are no longer compliant with probation supervision.

⁴**Total Terminations:** This table includes: revocations, absconders and successful terminations from probation supervision.

Additional types of of JISP discharges are included in Table 98.

Note: Percentages may not total 100 percent because of rounding.

**Table 94:
Colorado State Probation Intensive Programs
Juvenile Intensive Supervision Probation (JISP)
Discharges
Fiscal Year 2021**

DISTRICT	Successful: Transfer to Regular Probation		Successful: Completed Program no longer on Probation		Absconded		Re-Sentenced to Community Corrections		Revoked		Deported		Death		Administrative Closure		Transfer to Another Specialized Program		Total Discharges		Change of Venue ¹	
	#	%	#	%	#	%	#	%	#	%	#	%	#	%	#	%	#	%	#	%	#	DISTRICT
1	0	0%	3	50%	0	0%	0	0%	3	50%	0	0%	0	0%	0	0%	0	0%	6	100%	2	1
2J	3	6%	31	66%	1	2%	0	0%	10	21%	1	2%	0	0%	0	0%	1	2%	47	100%	7	2J
3	0	0%	0	0%	0	0%	0	0%	0	0%	0	0%	0	0%	0	0%	0	0%	0	0%	0	3
4	1	20%	1	20%	1	20%	0	0%	2	40%	0	0%	0	0%	0	0%	0	0%	5	100%	0	4
5	0	0%	0	0%	0	0%	0	0%	0	0%	0	0%	0	0%	0	0%	0	0%	0	0%	0	5
6	0	0%	0	0%	0	0%	0	0%	0	0%	0	0%	0	0%	0	0%	0	0%	0	0%	0	6
7	0	0%	0	0%	0	0%	0	0%	0	0%	0	0%	0	0%	0	0%	0	0%	0	0%	0	7
8	1	20%	2	40%	0	0%	0	0%	2	40%	0	0%	0	0%	0	0%	0	0%	5	100%	0	8
9	0	0%	0	0%	0	0%	0	0%	0	0%	0	0%	0	0%	0	0%	0	0%	0	0%	0	9
10	0	0%	0	0%	0	0%	0	0%	0	0%	0	0%	0	0%	0	0%	0	0%	0	0%	0	10
11	0	0%	0	0%	0	0%	0	0%	0	0%	0	0%	0	0%	0	0%	0	0%	0	0%	0	11
12	0	0%	0	0%	0	0%	0	0%	0	0%	0	0%	0	0%	0	0%	0	0%	0	0%	0	12
13	0	0%	0	0%	0	0%	0	0%	0	0%	0	0%	0	0%	0	0%	0	0%	0	0%	0	13
14	0	0%	0	0%	0	0%	0	0%	0	0%	0	0%	0	0%	0	0%	0	0%	0	0%	0	14
15	0	0%	0	0%	0	0%	0	0%	0	0%	0	0%	0	0%	0	0%	0	0%	0	0%	0	15
16	0	0%	0	0%	0	0%	0	0%	0	0%	0	0%	0	0%	0	0%	0	0%	0	0%	0	16
17	5	31%	4	25%	1	6%	0	0%	6	38%	0	0%	0	0%	0	0%	0	0%	16	100%	8	17
18	0	0%	5	38%	4	31%	0	0%	3	23%	0	0%	0	0%	1	8%	0	0%	13	100%	3	18
19	1	33%	1	33%	0	0%	0	0%	0	0%	0	0%	1	33%	0	0%	0	0%	3	100%	1	19
20	0	0%	1	25%	0	0%	0	0%	3	75%	0	0%	0	0%	0	0%	0	0%	4	100%	0	20
21	0	0%	0	0%	0	0%	0	0%	0	0%	0	0%	0	0%	0	0%	0	0%	0	0%	0	21
22	0	0%	0	0%	0	0%	0	0%	0	0%	0	0%	0	0%	0	0%	0	0%	0	0%	0	22
TOTAL	11	11%	48	48%	7	7%	0	0%	29	29%	1	1%	1	1%	1	1%	1	1%	99	100%	21	TOTAL

¹**Change of Venue:** Beginning in FY 2008 change of venue cases were removed from "Total Discharges" as they are accounted for within the existing closure categories. These numbers are reported separately to track the number of change of venue cases between courts and probation.

Note: Percentages may not total 100 percent because of rounding.

Table 95:
Colorado State Probation Intensive Programs
Juvenile Intensive Supervision Probation (JISP)
Type of Revocation
Fiscal Year 2021

DISTRICT	Revoked: New Felony ¹		Revoked: New Misdemeanor ²		Revoked: Technical ³		Total Revocations ⁴	
	Number	%	Number	%	Number	%	Number	%
1	0	0%	0	0%	3	100%	3	100%
2J	4	40%	1	10%	5	50%	10	100%
3	0	0%	0	0%	0	0%	0	0%
4	1	50%	0	0%	1	50%	2	100%
5	0	0%	0	0%	0	0%	0	0%
6	0	0%	0	0%	0	0%	0	0%
7	0	0%	0	0%	0	0%	0	0%
8	1	50%	1	50%	0	0%	2	100%
9	0	0%	0	0%	0	0%	0	0%
10	0	0%	0	0%	0	0%	0	0%
11	0	0%	0	0%	0	0%	0	0%
12	0	0%	0	0%	0	0%	0	0%
13	0	0%	0	0%	0	0%	0	0%
14	0	0%	0	0%	0	0%	0	0%
15	0	0%	0	0%	0	0%	0	0%
16	0	0%	0	0%	0	0%	0	0%
17	1	17%	1	17%	4	67%	6	100%
18	3	100%	0	0%	0	0%	3	100%
19	0	0%	0	0%	0	0%	0	0%
20	1	33%	0	0%	2	67%	3	100%
21	0	0%	0	0%	0	0%	0	0%
22	0	0%	0	0%	0	0%	0	0%
TOTAL	11	38%	3	10%	15	52%	29	100%

¹**New Felony:** Includes revocations for a new felony offense committed while on probation supervision.

²**New Misdemeanor:** Includes revocations for a new misdemeanor offense committed while on probation supervision.

³**Technical:** Includes revocations for technical probation supervision violations (e.g. drug use, non-compliance).

⁴**Total Revocations:** Total includes all felony, misdemeanor, and technical violations resulting in a revocation from probation.

Note: Percentages may not total 100 percent because of rounding.



Intensive Programs Summary

Photo Credit: Andréa N. Chávez

**Table 96:
Colorado State Probation
Intensive Program Completion Transferred to Regular Probation
Fiscal Year 2021**

DISTRICT	LS-Adult Intensive Supervision Probation (LSIP) ¹		CC-Adult Intensive Supervision Probation (CCIP) ²		Sex Offender Intensive Supervision Probation (SOISP)		Juvenile Intensive Supervision Probation (JISP)		TOTAL TRANSFERS TO REGULAR PROBATION	
	Number	%	Number	%	Number	%	Number	%	Number	%
1	13	43%	12	40%	5	17%	0	0%	30	100%
2A ³	219	90%	21	9%	4	2%			244	100%
2J ⁴							3	100%	3	100%
3	0	0%	0	0%	0	0%	0	0%	0	0%
4	22	35%	27	44%	12	19%	1	2%	62	100%
5	3	50%	2	33%	1	17%	0	0%	6	100%
6	0	0%	0	0%	0	0%	0	0%	0	0%
7	0	0%	0	0%	0	0%	0	0%	0	0%
8	6	30%	5	25%	8	40%	1	5%	20	100%
9	0	0%	0	0%	0	0%	0	0%	0	0%
10	5	56%	4	44%	0	0%	0	0%	9	100%
11	0	0%	0	0%	1	100%	0	0%	1	100%
12	3	100%	0	0%	0	0%	0	0%	3	100%
13	4	33%	5	42%	3	25%	0	0%	12	100%
14	0	0%	0	0%	0	0%	0	0%	0	0%
15	0	0%	0	0%	0	0%	0	0%	0	0%
16	0	0%	1	100%	0	0%	0	0%	1	100%
17	25	63%	6	15%	4	10%	5	13%	40	100%
18	18	50%	7	19%	11	31%	0	0%	36	100%
19	15	48%	15	48%	0	0%	1	3%	31	100%
20	3	25%	2	17%	7	58%	0	0%	12	100%
21	0	0%	8	44%	10	56%	0	0%	18	100%
22	0	0%	0	0%	1	100%	0	0%	1	100%
TOTAL	336	64%	115	22%	67	13%	11	2%	529	100%

¹**LS-Adult Intensive Supervision Probation (LSIP):** The AISP program was modified and renamed in 2013, following the passage of HB13-250. LSIP targets the higher risk/lower needs (absence of substance dependence and mental health issues) probationers.

²**CC-Adult Intensive Supervision Probation (CCIP):** The CCIP program was developed in FY 2019, with full implementation anticipated in FY 2020. Districts are beginning to enroll probationers, as they receive training in the new program. CCIP targets the higher risk/higher needs (significant disruptions due to substance abuse, mental health issues, and stability factors) probationers.

³**2A:** Denver Adult Probation. This is the only district that exclusively supervises adult probationers. In FY 2021, Denver Adult Probation reported a large number of LSIP participants were transferred to an alternate, regular supervision program. As a neutral code is not available in the case management system, the "Successful Program Completion Transfer to Regular Probation" numbers should be interpreted with caution.

⁴**2J:** Denver Juvenile Probation. This is the only district that exclusively supervises juvenile probationers.

Note: Percentages may not total 100 percent because of rounding.

Table 97:
Colorado State Probation Intensive Programs
Active Client Summary on June 30, 2021
Fiscal Year 2021

DISTRICT	LS- Adult Intensive Supervision Probation (LSIP) ¹		CC- Adult Intensive Supervision Probation (CCIP) ²		Sex Offender Intensive Supervision Probation (SOISP) ³		Juvenile Intensive Supervision Probation (JISP) ⁴		TOTAL ACTIVE CLIENTS	
	Number	%	Number	%	Number	%	Number	%	Number	%
1	69	17%	146	37%	166	42%	14	4%	395	100%
2A ⁵	6	2%	155	45%	183	53%			344	100%
2J ⁶							56	100%	56	100%
3	1	50%	0	0%	1	50%	0	0%	2	100%
4	125	20%	216	34%	282	44%	14	2%	637	100%
5	7	25%	13	46%	8	29%	0	0%	28	100%
6	0	0%	0	0%	9	100%	0	0%	9	100%
7	1	14%	0	0%	6	86%	0	0%	7	100%
8	52	16%	149	45%	126	38%	2	1%	329	100%
9	1	17%	0	0%	5	83%	0	0%	6	100%
10	19	17%	45	40%	47	42%	1	1%	112	100%
11	0	0%	0	0%	15	100%	0	0%	15	100%
12	3	38%	0	0%	4	50%	1	13%	8	100%
13	6	14%	18	42%	19	44%	0	0%	43	100%
14	1	20%	0	0%	4	80%	0	0%	5	100%
15	0	0%	0	0%	0	0%	0	0%	0	0%
16	7	70%	2	20%	1	10%	0	0%	10	100%
17	116	35%	73	22%	128	39%	14	4%	331	100%
18	57	14%	43	10%	270	65%	43	10%	413	100%
19	86	26%	126	39%	108	33%	7	2%	327	100%
20	26	21%	9	7%	84	69%	3	2%	122	100%
21	17	16%	37	35%	52	49%	0	0%	106	100%
22	4	13%	10	32%	17	55%	0	0%	31	100%
TOTAL	604	18%	1,042	31%	1,535	46%	155	5%	3,336	100%

¹**LS-Adult Intensive Supervision Probation (LSIP):** The AISP program was modified and renamed in 2013, following the passage of HB13-250. LSIP targets the higher risk/lower needs (absence of substance dependence and mental health issues) probationers.

²**CC-Adult Intensive Supervision Probation (CCIP):** The CCIP program was developed in FY 2019, with full implementation anticipated in FY 2020. Districts are beginning to enroll probationers, as they receive training in the new program. CCIP targets the higher risk/higher needs (significant disruptions due to substance abuse, mental health issues, and stability factors) probationers.

³**Sex Offender Intensive Supervision Probation:** The Non-SOISP sex offender population is included in the Regular Adult Probation Tables.

⁴**Juvenile Intensive Supervision Probation:** This number may include juveniles who have committed sexual offenses that have been sentenced to JISP.

⁵**2A:** Denver Adult Probation. This is the only district that exclusively supervises adult probationers.

⁶**2J:** Denver Juvenile Probation. This is the only district that exclusively supervises juvenile probationers.

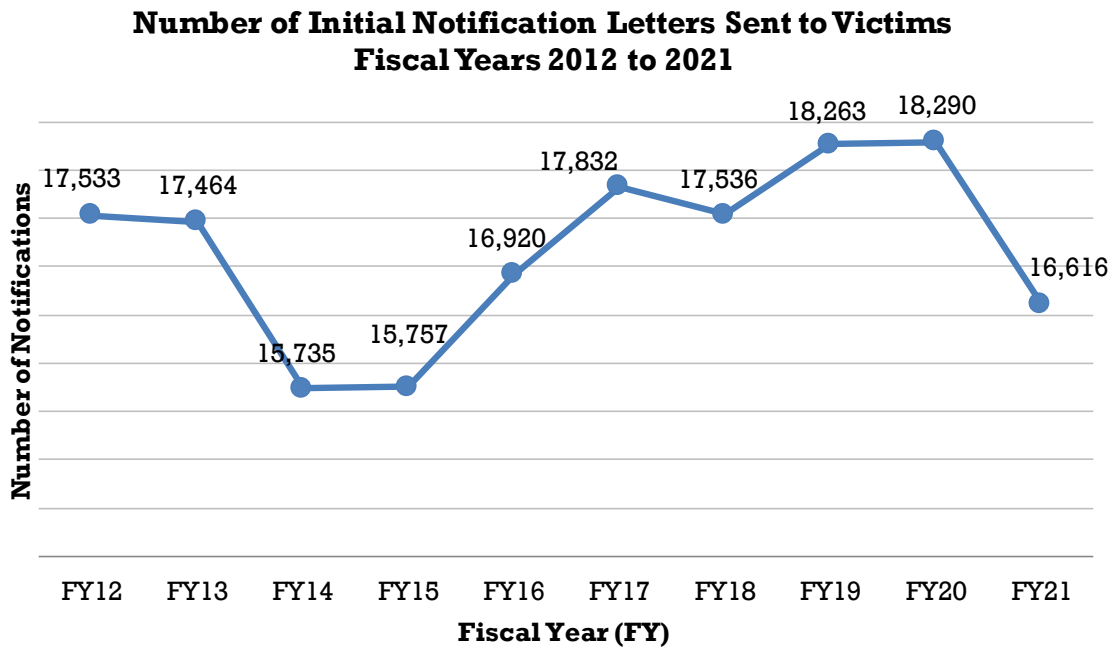


Victim Services

Photo Credit: Andréa N. Chávez

Victim Services

In FY 1993 Colorado’s General Assembly enacted victims’ rights legislation for victims of personal crimes. In 1996, the Victims’ Rights Act was amended to require Colorado Probation departments to provide victim services. Each of the state’s 23 probation departments provides services to eligible victims, who request to be notified, of critical events. In addition to providing referrals and general assistance, in FY 2021 Probation Victim Services Officers sent letters to 16,616 victims of crime informing them of their right to receive notification. Of these victims, 23% (3,749) requested receipt of the statutorily required notification. In FY 2021, there were a total of 21,734 critical probation notification events that occurred.



**Table 98:
Colorado Probation
Summary of Victim Services¹
Fiscal Year 2017 to Fiscal Year 2021**

	FY 2017	FY 2018	FY 2019	FY 2020	FY 2021
VICTIM SERVICES²					
Initial Notifications Sent	17,832	17,536	18,263	18,290	16,616
Notification Requests Returned	2,869	3,055	3,955	3,534	3,749
Percent of Victims Requesting Notification	16%	17%	22%	19%	23%
VICTIM NOTIFICATION OF CRITICAL PROBATION EVENTS³					
Date of Probation Termination	2,456	2,364	2,605	2,833	2,993
Early Termination Requests	539	525	497	520	595
Probation Revocation Hearing/Disposition	6,905	7,180	7,987	7,635	9,173
Probation Violation Increase in Supervision (DV only)	437	439	663	808	689
Modification of Probation Sentence/Supervision	585	529	766	954	893
Change of Venue/Transfer of Jurisdiction	1,039	971	1,247	1,493	1,330
Abscond/Warrant	2,606	2,303	2,099	5,392	5,999
Death of a Probationer	45	42	32	82	62
TOTAL NOTIFICATIONS	14,612	14,353	15,896	19,717	21,734

¹**Summary of Colorado Probation Victim Services:** Beginning in FY 2008 the information included in this chart reflects only activities that are statutorily required. In previous years additional courtesy notification events were reported; these were "Change of Probation Officer and Supervision Location" and "Hearing Other than Revocation". Prior to FY 2007 the VRA stated that probation had to notify victims of domestic violence of "any violation of probation". In the 2006 legislative session, this requirement was repealed and the following provision for notification was enacted: "concerning domestic violence cases, any conduct by the probationer that results in an increase in supervision level by the probation department". In FY 2016 the probation departments began coding this critical stage in "Probation Violation Increase in Supervision (DV only)".

²**VICTIM SERVICES:** These notifications are done by state probation and private probation providers.

³**VICTIM NOTIFICATION OF CRITICAL PROBATION EVENTS:** These numbers include all of the statutorily (§24-4.1-303 (13.5) (a) C.R.S) required notifications of the critical stages of probation supervision. These notifications are done by state probation and private probation providers.

**Table 99:
Colorado Probation
Victims Services
Notifications for Fiscal Year 2021**

District	Initial Notification Sent ¹	Notification Requests Returned	Percent of Victims Requesting Notification
1	1,981	537	27%
2A	1,062	349	33%
2J	114	3	3%
3	151	9	6%
4	1,733	664	38%
5	454	39	9%
6	313	29	9%
7	666	49	7%
8	1,100	460	42%
9	622	34	5%
10	1,059	71	7%
11	382	62	16%
12	344	16	5%
13	342	45	13%
14	206	33	16%
15	117	5	4%
16	162	10	6%
17	1,980	426	22%
18	1,604	379	24%
19	173	217	125%
20	1,628	181	11%
21 ²	134	77	57%
22	289	54	19%
STATE	16,616	3,749	23%

¹ **Initial Notification Sent:** Initial notification may be done by state probation or private probation. In some circumstances initial notification may be done in conjunction with the District Attorney's Office and may not be captured in this table.

² **21st Judicial District:** This district confirmed the initial notifications were sent by the District Attorney's Office.

**Table 100:
Colorado Probation
Victim Services¹**

Notification of Critical Probation Events² Fiscal Year 2021

District	Date of Probation Termination	Early Termination Requests	Probation Revocation Hearing/ Disposition	Probation Violation Increase in Supervision (DV only)	Modification of Probation Sentence/ Supervision	Change of Venue/Transfer of Jurisdiction	Abscond/ Warrant	Death of a Probationer	TOTAL NOTIFICATIONS
1	492	88	1,556	20	139	121	664	8	3,088
2A	215	64	1,047	1	41	71	773	5	2,217
2J	2	0	0	0	0	0	0	0	2
3	13	0	27	6	2	17	14	2	81
4	459	10	58	278	250	120	867	6	2,048
5	29	37	136	48	5	45	71	0	371
6	57	27	95	2	2	96	51	1	331
7	51	13	28	4	5	12	63	1	177
8	300	82	1,589	20	41	138	387	8	2,565
9	24	1	35	19	8	23	56	1	167
10	67	31	119	71	22	121	281	1	713
11	60	14	482	11	9	46	143	1	766
12	3	3	52	22	4	7	28	0	119
13	75	6	155	2	1	46	70	0	355
14	50	6	123	1	17	47	27	4	275
15	9	0	1	0	0	3	2	2	17
16	18	0	27	1	2	0	20	0	68
17	444	16	1,092	16	113	74	560	8	2,323
18	246	72	1,215	23	51	182	682	3	2,474
19	131	26	750	19	23	79	679	4	1,711
20	182	86	136	120	113	50	312	5	1,004
21	48	13	275	5	22	15	176	2	556
22	18	0	175	0	23	17	73	0	306
STATE	2,993	595	9,173	689	893	1,330	5,999	62	21,734

¹**Summary of Colorado Probation Victim Services:** Beginning in FY 2008 the information included in this chart reflects only activities that are statutorily required. In previous years additional courtesy notification events were reported; these were "Change of Probation Officer and Supervision Location" and "Hearing Other than Revocation". Prior to FY 2007 the VRA stated that probation had to notify victims of domestic violence of "any violation of probation". In the 2006 legislative session, this requirement was repealed and the following provision for notification was enacted: "concerning domestic violence cases, any conduct by the probationer that results in an increase in supervision level by the probation department". In FY 2016 the probation departments began coding this critical stage in "Probation Violation Increase in Supervision (DV only)".

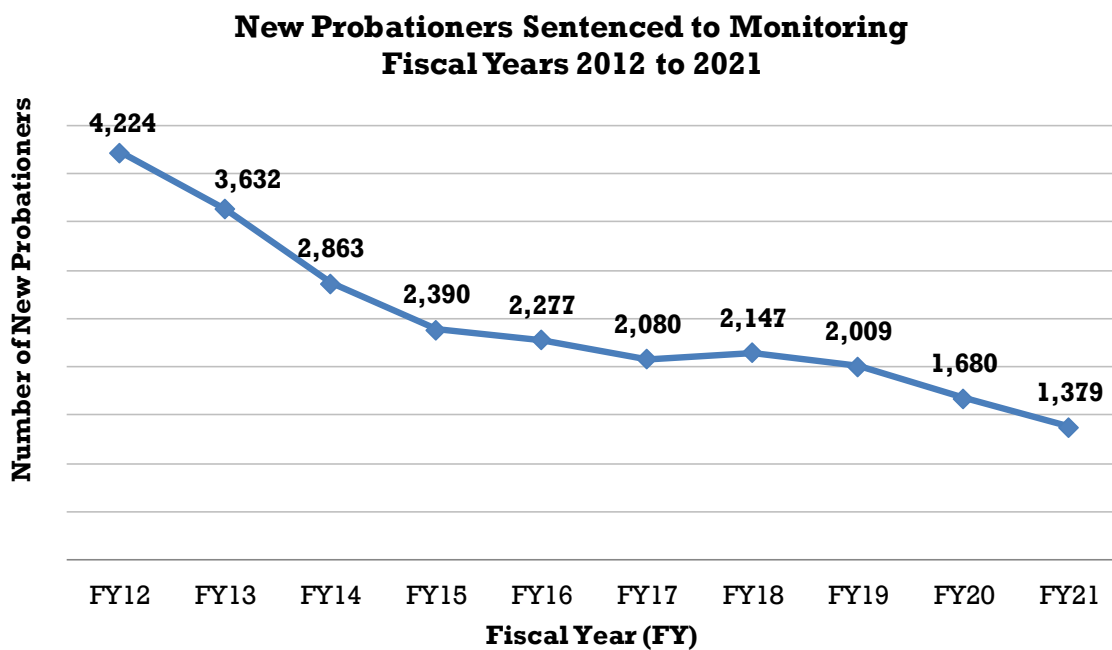
²**Victim Notification of Critical Probation Events:** These numbers include all of the statutorily (§24-4.1-303 (13.5) (a) C.R.S) required notifications of the critical stages of probation supervision. These notifications are done by state probation and private probation providers.



Alcohol and Drug Driving Safety Program (ADDSS)

Alcohol and Drug Driving Safety Program (ADDS)

In FY 2007 the Alcohol and Drug Driving Safety (ADDS) Program was fully integrated within each probation department. The ADDS program conducts alcohol/drug evaluations and makes treatment recommendations for offenders convicted of driving under the influence of, or impaired by, drugs or alcohol. In FY 2021 the program completed 13,561 DUI/DWAI Evaluations for Colorado’s district and county courts, excluding Denver County. In FY 2021 there were 1,379 offenders sentenced to monitoring. On June 30, 2021 there were 2,739 DUI/DWAI offenders being monitored by State Probation. In FY 2021 state probation successfully terminated 1,352 (84%) DUI monitored offenders. Other DUI/DWAI offenders who were sentenced to regular probation supervision are included in the Adult Probation section but are not separately identified.



**Table 101:
Colorado State Probation
Alcohol and Drug Driving Safety Program (ADDS)
New State DUI/DWAI Monitored Clients
Fiscal Year 2021**

DISTRICT	Monitoring Sentence (Alcohol Evaluation completed pre- sentence)		Monitoring Sentence (Alcohol Evaluation completed post- sentence)		Monitoring Sentence Revoked and Reinstated		Monitoring Deferred Sentence		TOTAL Monitoring	
	Number	%	Number	%	Number	%	Number	%	Number	%
1	0	0%	0	0%	0	0%	0	0%	0	0%
2 ¹	0	0%	0	0%	0	0%	0	0%	0	0%
3	2	7%	0	0%	2	7%	25	86%	29	100%
4	0	0%	3	100%	0	0%	0	0%	3	100%
5	2	1%	284	97%	4	1%	2	1%	292	100%
6	4	2%	113	54%	1	0%	93	44%	211	100%
7	23	10%	184	82%	10	4%	7	3%	224	100%
8	0	0%	0	0%	1	100%	0	0%	1	100%
9	20	8%	231	91%	2	1%	2	1%	255	100%
10	0	0%	0	0%	0	0%	0	0%	0	0%
11	0	0%	0	0%	0	0%	0	0%	0	0%
12	0	0%	0	0%	0	0%	0	0%	0	0%
13	0	0%	0	0%	1	100%	0	0%	1	100%
14	51	42%	63	52%	3	2%	4	3%	121	100%
15	0	0%	27	96%	0	0%	1	4%	28	100%
16	23	92%	0	0%	0	0%	2	8%	25	100%
17	0	0%	0	0%	0	0%	0	0%	0	0%
18	0	0%	0	0%	2	67%	1	33%	3	100%
19	0	0%	0	0%	0	0%	0	0%	0	0%
20	0	0%	0	0%	0	0%	0	0%	0	0%
21	11	6%	166	93%	1	1%	0	0%	178	100%
22	3	38%	0	0%	0	0%	5	63%	8	100%
STATE	139	10%	1,071	78%	27	2%	142	10%	1,379	100%

¹2: In the 2nd Judicial District, DUI/DWAI cases may be filed in Denver County Court or District Court. Denver County Court filings are not included in the State Court system. Denver District Court probation sentences will be included in this annual report.

Note: Percentages may not total 100 percent because of rounding.

**Table 102:
Colorado State Probation
Alcohol and Drug Driving Safety Program (ADDS)
New State DUI/DWAI Monitored Clients by Gender
Fiscal Year 2021**

TYPE: DISTRICT	Female		Male		Unknown		TOTAL NEW CLIENTS	
	Number	%	Number	%	Number	%	Number	%
1	0	0%	0	0%	0	0%	0	0%
2 ¹	0	0%	0	0%	0	0%	0	0%
3	9	31%	20	69%	0	0%	29	100%
4	1	33%	2	67%	0	0%	3	100%
5	61	21%	231	79%	0	0%	292	100%
6	71	34%	140	66%	0	0%	211	100%
7	60	27%	162	72%	2	1%	224	100%
8	0	0%	1	100%	0	0%	1	100%
9	70	27%	185	73%	0	0%	255	100%
10	0	0%	0	0%	0	0%	0	0%
11	0	0%	0	0%	0	0%	0	0%
12	0	0%	0	0%	0	0%	0	0%
13	0	0%	1	100%	0	0%	1	100%
14	33	27%	88	73%	0	0%	121	100%
15	8	29%	20	71%	0	0%	28	100%
16	8	32%	17	68%	0	0%	25	100%
17	0	0%	0	100%	0	0%	0	100%
18	0	0%	3	100%	0	0%	3	100%
19	0	0%	0	0%	0	0%	0	0%
20	0	0%	0	0%	0	0%	0	0%
21	68	38%	110	62%	0	0%	178	100%
22	2	25%	6	75%	0	0%	8	100%
STATE	391	28%	986	72%	2	0%	1,379	100%

¹2: In the 2nd Judicial District, DUI/DWAI cases may be filed in Denver County Court or District Court. Denver County Court filings are not included in the State Court system. Denver District Court probation sentences will be included in this annual report.

Note: Percentages may not total 100 percent because of rounding.

**Table 103:
Colorado State Probation
Alcohol and Drug Driving Safety Program (ADDS)
New State DUI/DWAI Monitored Clients by Ethnic Group¹
Fiscal Year 2021**

TYPE: DISTRICT	Caucasian		African American		Asian		Hispanic		Native American		Other		TOTAL NEW CLIENTS	
	Number	%	Number	%	Number	%	Number	%	Number	%	Number	%	Number	%
1	0	0%	0	0%	0	0%	0	0%	0	0%	0	0%	0	0%
2 ²	0	0%	0	0%	0	0%	0	0%	0	0%	0	0%	0	0%
3	19	66%	0	0%	0	0%	9	31%	0	0%	1	3%	29	100%
4	3	100%	0	0%	0	0%	0	0%	0	0%	0	0%	3	100%
5	256	88%	6	2%	4	1%	22	8%	0	0%	4	1%	292	100%
6	167	79%	4	2%	0	0%	8	4%	26	12%	6	3%	211	100%
7	188	84%	3	1%	1	0%	24	11%	0	0%	8	4%	224	100%
8	1	100%	0	0%	0	0%	0	0%	0	0%	0	0%	1	100%
9	218	85%	3	1%	0	0%	31	12%	0	0%	3	1%	255	100%
10	0	0%	0	0%	0	0%	0	0%	0	0%	0	0%	0	0%
11	0	0%	0	0%	0	0%	0	0%	0	0%	0	0%	0	0%
12	0	0%	0	0%	0	0%	0	0%	0	0%	0	0%	0	0%
13	0	0%	0	0%	0	0%	1	100%	0	0%	0	0%	1	100%
14	111	92%	1	1%	0	0%	8	7%	0	0%	1	1%	121	100%
15	23	82%	2	7%	0	0%	3	11%	0	0%	0	0%	28	100%
16	21	84%	1	4%	0	0%	3	12%	0	0%	0	0%	25	100%
17	0	0%	0	0%	0	0%	0	0%	0	0%	0	0%	0	0%
18	2	67%	0	0%	1	33%	0	0%	0	0%	0	0%	3	100%
19	0	0%	0	0%	0	0%	0	0%	0	0%	0	0%	0	0%
20	0	0%	0	0%	0	0%	0	0%	0	0%	0	0%	0	0%
21	164	92%	0	0%	0	0%	13	7%	1	1%	0	0%	178	100%
22	7	88%	0	0%	0	0%	1	13%	0	0%	0	0%	8	100%
STATE	1,180	86%	20	1%	6	0%	123	9%	27	2%	23	2%	1,379	100%

¹ **Ethnic Group:** This data is entered by court staff from information provided in the summons, affidavit, arrest report, or complaint filed with the court.

² **2:** In the 2nd Judicial District, DUI/DWAI cases may be filed in Denver County Court or District Court. Denver County Court filings are not included in the State Court system. Denver District Court probation sentences will be included in this annual report.

Note: Percentages may not total 100 percent because of rounding.

**Table 104:
Colorado State Probation
Alcohol and Drug Driving Safety Program (ADDS)
New State DUI/DWAI Monitored Clients by Age
Fiscal Year 2021**

TYPE: DISTRICT	0-17 Years		18-20 Years		21-24 Years		25-32 Years		33-39 Years		40 and above		Unknown		TOTAL NEW CLIENTS	
	Number	%	Number	%	Number	%	Number	%	Number	%	Number	%	Number	%	Number	%
1	0	0%	0	0%	0	0%	0	0%	0	0%	0	0%	0	0%	0	0%
2 ¹	0	0%	0	0%	0	0%	0	0%	0	0%	0	0%	0	0%	0	0%
3	0	0%	2	7%	10	34%	5	17%	4	14%	8	28%	0	0%	29	100%
4	0	0%	0	0%	0	0%	1	33%	0	0%	2	67%	0	0%	3	100%
5	0	0%	23	8%	55	19%	98	34%	45	15%	71	24%	0	0%	292	100%
6	5	2%	11	5%	45	21%	64	30%	25	12%	61	29%	0	0%	211	100%
7	4	2%	28	13%	30	13%	74	33%	31	14%	57	25%	0	0%	224	100%
8	0	0%	0	0%	0	0%	0	0%	0	0%	1	100%	0	0%	1	100%
9	3	1%	23	9%	37	15%	88	35%	36	14%	68	27%	0	0%	255	100%
10	0	0%	0	0%	0	0%	0	0%	0	0%	0	0%	0	0%	0	0%
11	0	0%	0	0%	0	0%	0	0%	0	0%	0	0%	0	0%	0	0%
12	0	0%	0	0%	0	0%	0	0%	0	0%	0	0%	0	0%	0	0%
13	0	0%	0	0%	0	0%	0	0%	0	0%	1	100%	0	0%	1	100%
14	1	1%	8	7%	18	15%	39	32%	25	21%	30	25%	0	0%	121	100%
15	1	4%	5	18%	5	18%	5	18%	4	14%	8	29%	0	0%	28	100%
16	0	0%	5	20%	2	8%	5	20%	6	24%	7	28%	0	0%	25	100%
17	0	0%	0	0%	0	0%	0	0%	0	0%	0	0%	0	0%	0	0%
18	0	0%	0	0%	0	0%	0	0%	0	0%	3	100%	0	0%	3	100%
19	0	0%	0	0%	0	0%	0	0%	0	0%	0	0%	0	0%	0	0%
20	0	0%	0	0%	0	0%	0	0%	0	0%	0	0%	0	0%	0	0%
21	1	1%	18	10%	37	21%	53	30%	24	13%	45	25%	0	0%	178	100%
22	0	0%	1	13%	2	25%	1	13%	0	0%	4	50%	0	0%	8	100%
STATE	15	1%	124	9%	241	17%	433	31%	200	15%	366	27%	0	0%	1,379	100%

¹ 2: In the 2nd Judicial District, DUI/DWAI cases may be filed in Denver County Court or District Court. Denver County Court filings are not included in the State Court system. Denver District Court probation sentences will be included in this annual report.

Note: Percentages may not total 100 percent because of rounding.

**Table 105:
Colorado State Probation
Alcohol and Drug Driving Safety Program (ADDS)
State DUI/DWAI Monitored Clients
Successful/Unsuccessful Terminations
Fiscal Year 2021**

TYPE:	SUCCESSFUL TERMINATIONS ²		UNSUCCESSFUL TERMINATIONS ³				TOTAL TERMINATIONS ⁴	
	Successful		Revocation		Absconded			
DISTRICT	Number	%	Number	%	Number	%	Number	%
1	0	0%	0	0%	0	0%	0	0%
2 ¹	0	0%	0	0%	0	0%	0	0%
3	8	89%	0	0%	1	11%	9	100%
4	0	0%	0	0%	0	0%	0	0%
5	283	86%	2	1%	44	13%	329	100%
6	182	82%	11	5%	29	13%	222	100%
7	238	86%	0	0%	39	14%	277	100%
8	1	100%	0	0%	0	0%	1	100%
9	260	80%	16	5%	48	15%	324	100%
10	0	0%	0	0%	0	0%	0	0%
11	0	0%	0	0%	0	0%	0	0%
12	0	0%	0	0%	0	0%	0	0%
13	0	0%	0	0%	0	0%	0	0%
14	152	92%	2	1%	11	7%	165	100%
15	21	100%	0	0%	0	0%	21	100%
16	11	92%	0	0%	1	8%	12	100%
17	1	100%	0	0%	0	0%	1	100%
18	0	0%	0	0%	0	0%	0	0%
19	0	0%	0	0%	0	0%	0	0%
20	0	0%	0	0%	0	0%	0	0%
21	186	79%	0	0%	50	21%	236	100%
22	9	75%	1	8%	2	17%	12	100%
STATE	1,352	84%	32	2%	225	14%	1,609	100%

¹ 2: In the 2nd Judicial District, DUI/DWAI cases may be filed in Denver County Court or District Court. Denver County Court filings are not included in the State Court system. Denver District Court probation sentences will be included in this annual report.

² **Successful Terminations:** This column is exclusively state successful terminations.

³ **Unsuccessful Terminations:** This column includes those probationers who were revoked or absconded. A revocation is defined as a termination from probation supervision for a technical violation, new misdemeanor, or new felony offense. A revocation to Community Corrections is NOT included in this section because these offenders are still under the supervision and jurisdiction of probation. Absconded refers to probationers who became fugitives and are no longer compliant with probation supervision.

⁴ **Total Terminations:** This table includes: successful, revocations and absconder terminations from probation supervision. Additional types of closures are included in Table 106.

**Table 106:
Colorado State Probation
Alcohol and Drug Driving Safety Program (ADDS)
State DUI/DWAI Monitored Clients Closure Types
Fiscal Year 2021**

TYPE: DISTRICT	Successful		Revocation		Absconded		Deported		Death		Administrative Closure		TOTAL CLOSURES	
	Number	%	Number	%	Number	%	Number	%	Number	%	Number	%	Number	%
1	0	0%	0	0%	0	0%	0	0%	0	0%	0	0%	0	0%
2 ¹	0	0%	0	0%	0	0%	0	0%	0	0%	0	0%	0	0%
3	8	89%	0	0%	1	11%	0	0%	0	0%	0	0%	9	100%
4	0	0%	0	0%	0	0%	0	0%	0	0%	2	100%	2	100%
5	283	86%	2	1%	44	13%	0	0%	0	0%	0	0%	329	100%
6	182	82%	11	5%	29	13%	0	0%	1	0%	0	0%	223	100%
7	238	86%	0	0%	39	14%	0	0%	0	0%	1	0%	278	100%
8	1	100%	0	0%	0	0%	0	0%	0	0%	0	0%	1	100%
9	260	80%	16	5%	48	15%	0	0%	0	0%	0	0%	324	100%
10	0	0%	0	0%	0	0%	0	0%	0	0%	0	0%	0	0%
11	0	0%	0	0%	0	0%	0	0%	0	0%	0	0%	0	0%
12	0	0%	0	0%	0	0%	0	0%	0	0%	0	0%	0	0%
13	0	0%	0	0%	0	0%	0	0%	0	0%	0	0%	0	0%
14	152	91%	2	1%	11	7%	0	0%	0	0%	2	1%	167	100%
15	21	100%	0	0%	0	0%	0	0%	0	0%	0	0%	21	100%
16	11	92%	0	0%	1	8%	0	0%	0	0%	0	0%	12	100%
17	1	100%	0	0%	0	0%	0	0%	0	0%	0	0%	1	100%
18	0	0%	0	0%	0	0%	0	0%	0	0%	0	0%	0	0%
19	0	0%	0	0%	0	0%	0	0%	0	0%	0	0%	0	0%
20	0	0%	0	0%	0	0%	0	0%	0	0%	0	0%	0	0%
21	186	78%	0	0%	50	21%	0	0%	3	1%	0	0%	239	100%
22	9	75%	1	8%	2	17%	0	0%	0	0%	0	0%	12	100%
STATE	1,352	84%	32	2%	225	14%	0	0%	4	0%	5	0%	1,618	100%

¹ 2: In the 2nd Judicial District, DUI/DWAI cases may be filed in Denver County Court or District Court. Denver County Court filings are not included in the State Court system. Denver District Court probation sentences will be included in this annual report.

Note: Percentages may not total 100 percent because of rounding.

**Table 107:
Colorado State Adult Probation
Alcohol and Drug Driving Safety Program (ADDs)
State DUI/DWAI Monitored Clients
Type of Revocation
Fiscal Year 2021**

TYPE: DISTRICT	New Felony ²		New Misdemeanor ³		Technical ⁴		TOTAL REVOCATIONS ⁵	
	Number	%	Number	%	Number	%	Number	%
1	0	0%	0	0%	0	0%	0	0%
2 ¹	0	0%	0	0%	0	0%	0	0%
3	0	0%	0	0%	0	0%	0	0%
4	0	0%	0	0%	0	0%	0	0%
5	0	0%	1	50%	1	50%	2	100%
6	0	0%	0	0%	11	100%	11	100%
7	0	0%	0	0%	0	0%	0	0%
8	0	0%	0	0%	0	0%	0	0%
9	3	19%	7	44%	6	38%	16	100%
10	0	0%	0	0%	0	0%	0	0%
11	0	0%	0	0%	0	0%	0	0%
12	0	0%	0	0%	0	0%	0	0%
13	0	0%	0	0%	0	0%	0	0%
14	0	0%	0	0%	2	100%	2	100%
15	0	0%	0	0%	0	0%	0	0%
16	0	0%	0	0%	0	0%	0	0%
17	0	0%	0	0%	0	0%	0	0%
18	0	0%	0	0%	0	0%	0	0%
19	0	0%	0	0%	0	0%	0	0%
20	0	0%	0	0%	0	0%	0	0%
21	0	0%	0	0%	0	0%	0	0%
22	0	0%	0	0%	1	100%	1	100%
STATE	3	9%	8	25%	21	66%	32	100%

¹ 2: In the 2nd Judicial District, DUI/DWAI cases may be filed in Denver County Court or District Court. Denver County Court filings are not included in the State Court system. Denver District Court probation sentences will be included in this annual report.

² **New Felony:** Includes revocations for a new felony offense committed while on monitoring.

³ **New Misdemeanor:** Includes revocations for a new misdemeanor offense committed while on monitoring.

⁴ **Technical:** Includes revocations for technical violations (e.g. failure to complete treatment, failure to complete community service).

⁵ **Total Revocations:** Total includes all felony, misdemeanor, and technical violations resulting in a revocation from monitoring.

**Table 108:
Colorado State Probation
Alcohol and Drug Driving Safety Program (ADDS)
State DUI/DWAI Monitored Clients
Length of Stay
Fiscal Year 2021**

TYPE:	0-6 months		7-12 months		13-18 months		19-24 months		25-48 months		49+ months		TOTAL CLOSURES	
DISTRICT	Number	%	Number	%	Number	%	Number	%	Number	%	Number	%	Number	%
1	0	0%	0	0%	0	0%	0	0%	0	0%	0	0%	0	0%
2 ¹	0	0%	0	0%	0	0%	0	0%	0	0%	0	0%	0	0%
3	1	11%	6	67%	1	11%	1	11%	0	0%	0	0%	9	100%
4	2	100%	0	0%	0	0%	0	0%	0	0%	0	0%	2	100%
5	48	15%	138	42%	86	26%	37	11%	19	6%	1	0%	329	100%
6	1	0%	32	14%	117	52%	44	20%	28	13%	1	0%	223	100%
7	28	10%	128	46%	45	16%	53	19%	23	8%	1	0%	278	100%
8	0	0%	1	100%	0	0%	0	0%	0	0%	0	0%	1	100%
9	35	11%	131	40%	81	25%	26	8%	47	15%	4	1%	324	100%
10	0	0%	0	0%	0	0%	0	0%	0	0%	0	0%	0	0%
11	0	0%	0	0%	0	0%	0	0%	0	0%	0	0%	0	0%
12	0	0%	0	0%	0	0%	0	0%	0	0%	0	0%	0	0%
13	0	0%	0	0%	0	0%	0	0%	0	0%	0	0%	0	0%
14	5	3%	57	34%	52	31%	28	17%	22	13%	3	2%	167	100%
15	2	10%	12	57%	6	29%	1	5%	0	0%	0	0%	21	100%
16	3	25%	8	67%	1	8%	0	0%	0	0%	0	0%	12	100%
17	0	0%	0	0%	1	100%	0	0%	0	0%	0	0%	1	100%
18	0	0%	0	0%	0	0%	0	0%	0	0%	0	0%	0	0%
19	0	0%	0	0%	0	0%	0	0%	0	0%	0	0%	0	0%
20	0	0%	0	0%	0	0%	0	0%	0	0%	0	0%	0	0%
21	4	2%	36	15%	86	36%	63	26%	45	19%	5	2%	239	100%
22	0	0%	7	58%	4	33%	0	0%	1	8%	0	0%	12	100%
STATE	129	8%	556	34%	480	30%	253	16%	185	11%	15	1%	1,618	100%

¹ 2: In the 2nd Judicial District, DUI/DWAI cases may be filed in Denver County Court or District Court. Denver County Court filings are not included in the State Court system. Denver District Court probation sentences will be included in this annual report.

Note: Percentages may not total 100 percent because of rounding.

Table 109:
Colorado State Probation
Alcohol and Drug Driving Safety Program (ADDS)
Total Active DUI/DWAI Monitored Clients on June 30, 2021
Fiscal Year 2021

DISTRICT	NUMBER	Percent of the state total
1	7	0%
2 ¹	0	0%
3	41	1%
4	438	16%
5	338	12%
6	367	13%
7	296	11%
8	78	3%
9	386	14%
10	24	1%
11	14	1%
12	0	0%
13	2	0%
14	240	9%
15	67	2%
16	35	1%
17	0	0%
18	3	0%
19	5	0%
20	5	0%
21	379	14%
22	14	1%
STATE	2,739	100%

¹ 2: In the 2nd Judicial District, DUI/DWAI cases may be filed in Denver County Court or District Court. Denver County Court filings are not included in the State Court system. Denver District Court probation sentences will be included in this annual report.



X: Glossary of Terms

Probation Glossary

Absconder:	Refers to a probationer who become a fugitive and is no longer compliant with probation supervision.
Adjudication:	Refers to a juvenile case indicating that the charges have been proven or the juvenile has pled guilty to committing a delinquent act. The equivalent for adult offenders is “conviction.”
Administrative Investigations:	A supplemental report to a Pre- Sentence Investigation Report addressing additional cases.
Administrative Closure:	Indicates a case that has been terminated from supervision in the jurisdiction indicated for miscellaneous reasons such as, “in custody in another jurisdiction.”
Administrative Client Risk Level:	An assigned supervision level indicating lower supervision need by probation because of other more intensive “supervision” being provided elsewhere (such as jail or an inpatient treatment facility) or minimal conditions of the sentence remain and more intensive supervision is no longer necessary.
Automated Reporting Program:	This is a program where a probationer reports via electronic means either in lieu of or as a supplement to traditional face-to face reporting in order to ensure regular contact.
Change of Venue:	Occurs when a juvenile has been transferred from one Colorado judicial district, where the offense occurred, to another where the juvenile will receive probation supervision. Change of Venue typically occurs because the juvenile resides in a jurisdiction other than where the offense took place.
Client Risk Level:	Probationers are classified using a risk assessment instrument. The primary instrument used for adults is the LSI (Level of Supervision Inventory). The primary juvenile instrument is the CJRA (Colorado Juvenile Risk Assessment). These instruments determine the level of supervision for a probationer (e.g. Maximum, Medium, and Minimum).
Courtesy Closure:	A case that has closed in the supervising jurisdiction and returned to the originating or sentencing district (adult only).

- Courtesy Supervision:** Occurs when an adult probationer has received a probation sentence in one Colorado judicial district but will be supervised by the probation department in another Colorado judicial district because they reside in that jurisdiction. The originating district retains jurisdiction over the case.
- Community Corrections:** A community-based sentence that is more restricted than probation supervision but less restrictive than a secure facility. A community correction sentence typically includes both a residential and non-residential component with supervision from a case manager. Because probation maintains jurisdiction over offenders sentenced to community corrections, they are also monitored by a probation officer (adult only).
- Deferred Judgment and Sentence/Adjudication:** Refers to a case status in which the offender, (adult or juvenile) has entered a plea of guilty and, through an agreement with the district attorney and consent of the court, the case is continued for a set period of time. The offender is usually supervised by probation and upon successful completion of the deferred judgment the case is dismissed.
- Direct File:** A case filed by a District Attorney in which a juvenile is prosecuted as an adult.
- Intake:** The initial process for setting up the supervision of probationers in the absence of a pre-sentence investigation. The intake process typically entails a review of the Terms and Conditions of the probation sentence, an assessment of risk and needs, and initial referral for services.
- Interstate:** Refers to offenders who have committed crimes in a state other than where they reside. These offenders apply to have their supervision transferred to their state of residence and are screened by the Interstate Compact Office prior to acceptance of supervision.
- Investigations:** An investigative process conducted by probation officers prior to sentencing on a criminal offense. The information (e.g. risk for re-offense, service needs, criminal, social, education and substance abuse history, impact of the offense on victim(s) etc.) gathered during a pre-sentence investigation is used to inform sentencing decisions and supervision strategies.
- Length of Stay:** The period of time an offender is on probation supervision.
- Monitoring:** DUI/DWAI offenders who, as a part of their sentence, are required to have their compliance with court orders monitored by the probation department.

- Revoked:** The withdrawal of a probation sentence due to a new misdemeanor or felony offense or a technical violation of the Terms and Conditions of the probation sentence. Following a revocation of probation, the offender is re-sentenced by the court.
- Success:** Successful terminations represent those offenders who meet their Terms and Conditions of their probation sentence and the length of their sentence has expired.
- Technical Violation:** Occurs when a probationer has been non-compliant with the Term(s) and Condition(s) of probation for reasons other than a new crime (e.g. drug use, missed appointments etc).
- Transfer Hearing:** A judicial proceeding in which the court makes a determination after a hearing to prosecute a juvenile as an adult.

*Supreme Court Glossary of Terms**

Civil Appeal-A written request to modify or reverse the judgment of a trial court or intermediate level appellate court in a civil case.

Criminal Appeal-A request to modify or reverse the judgment of a trial court or intermediate level appellate court in a criminal case.

Habeas Corpus-(Habeas corpus ad subjiciendum) “An independent civil action to determine not the guilt or innocence of the person held in custody, but whether the custody is unlawful. Common grounds for relief under the writ include a conviction based on illegally obtained evidence, a denial of effective assistance of counsel, or a conviction by a jury that was improperly selected and impaneled. Use of the writ is not limited to criminal matters. It is also available in civil matters, as, for example, to challenge a person's custody of a child or the institutionalization of a person declared incompetent.”

Interlocutories-An interlocutory appeal is one which is not determinable of the controversy, but which is necessary for a suitable adjudication of the merits. Colorado Appellate Rule 4.1 governs interlocutory appeals in criminal cases and provides that the state may file an interlocutory appeal in the Supreme Court from a district court ruling granting a motion in advance of the trial by the defendant for the return of property and to suppress evidence or to suppress an extra-judicial confession or admission. This is only one example of an interlocutory appeal.

Interrogatories-Pursuant to Article VI, section 3 of the state Constitution, the Court may be required to answer “important questions upon solemn occasions” propounded by the Governor, the Senate, or the House of Representatives. These questions are called “interrogatories.”

Judicial Discipline or Disability-Judges who are alleged to have engaged in misconduct or to be suffering from a disability which is or is likely to become of a permanent character may be subject to judicial discipline. The Colorado Commission on Judicial Discipline investigates such allegations and, if it concludes that the judge has engaged in misconduct or is disabled, it may recommend to the Supreme Court a range of sanctions, including removal of the judge from office, retirement of the judge for a disability, reprimand or censure of the judge, or assessment of costs against the judge.

Original Proceedings-Colorado Rules of Civil Procedure 21 provides the Colorado Supreme Court with discretion to exercise original jurisdiction in extraordinary circumstances where no other remedy is available. Original proceedings are used to test whether the trial court is proceeding without jurisdiction or in excess of its jurisdiction and to review a serious abuse of discretion when an appellate remedy would be inadequate. The remedy in an original proceeding takes the form of a special mandate from the Supreme Court addressed to an individual, official body, or lower court and may be used to restrain or compel the acts of a trial court. The Court issues a “rule to show cause” why the relief requested in the petition should not be granted. After considering the written briefs, the Supreme Court either makes the rule absolute (grants the relief requested) or discharges the rule (denies the relief requested).

Petitions in Certiorari-A writ of common law origin issued by a superior to an inferior court requiring the latter to produce a certified record of a particular case tried therein. The writ is generally issued so that the issuing court may inspect the proceedings and determine whether there have been any irregularities. Like the United States Supreme Court, the Colorado Supreme

*This is not an exhaustive list.

*Supreme Court Glossary of Terms**

Court uses the writ as a discretionary device to choose which cases it wishes to hear. Colorado Appellate Rules 49-58 govern writs of certiorari.

Reapportionment-Article 5, section 48 of the state Constitution provides that after the decennial federal census, the senatorial districts and representative districts shall be established, revised, or altered, and the members of the senate and the house of representatives apportioned among them, by a Colorado reapportionment commission. The commission must publish a preliminary plan for reapportionment of the members of the general assembly and shall hold public hearings thereon. After the completion of such hearings, the commission must finalize its plan and submit the same to the Colorado Supreme Court for review and determination as to whether the plan meets constitutional standards. The Supreme Court must either approve the plan or return the plan and the court's reasons for disapproval to the commission. If the plan is returned, the commission shall revise and modify it to conform to the court's requirements and resubmit the plan to the court. If the plan is approved by the court, it shall be filed with the secretary of state for implementation.

Request for Stay Pending Appeal-A stay is a suspension of the case or some designated proceedings within it. Colorado Appellate Rule 8 governs stays pending appeal.

Rule 21.1-This rule of appellate procedure governs certification of questions of law to the Colorado Supreme Court by the United States Supreme Court, federal courts of appeals, federal district courts, and the federal Court of Claims. Under the rule, a certifying court may request that the Colorado Supreme Court answer a question of law if there is involved in any proceeding before the certifying court a question of state law which may be determinative of the cause pending and to which it appears that there is no controlling precedent in the Colorado Supreme Court's decisions.

Special Concurrences-An opinion in which a justice expresses agreement with the particular result in a given case while objecting to a line of reasoning. The special concurrence may relate to the majority opinion in its entirety or to the result only.

Statutory Reviews-Section 1-40-107, C.R.S., provides a mechanism by which registered electors who meet certain criteria and who believe that a ballot title contains multiple subjects may petition the Supreme Court to review the title board's action or decision.

Unauthorized Practice-The practice of law by one who is not licensed as an attorney in Colorado. The Supreme Court has the exclusive jurisdiction to define the practice of law and to prohibit the unauthorized practice of law within the state (see C.R.C.P. 229 through 240.1).

*This is not an exhaustive list.

Trial Courts Glossary of Terms*

Abatement of action-A suit, which has been quashed and ended.

Accord-A method of discharging a claim upon agreement by the parties to give and accept something in settlement of the claim.

Acquittal-The verdict of not guilty for a defendant in a criminal case.

Actual malice-To win a defamation suit, public officials or prominent people, such as political candidates or movie stars, must prove that the offender made a false statement with actual malice. This means the statement was made with knowledge that it was false or with serious doubts about whether it was true.

Addendum-An add-on to something. For example, on a court document, if changes need to be made or information added, a new document can be written up, signed, and filed as an addendum to the original document.

Administrator-An individual appointed by the court to manage the estate of a person who died without leaving a valid will.

Administrative Support Order-Cases in which the delegate child support unit (typically the department of social.

Adversary system-The system of trial practice in which each of the opposing parties has full opportunity to present and establish his/her contention before the court.

Advisement-The consultation of the court.

Affidavit-A written or printed statement of facts, made voluntarily, and confirmed by the oath or affirmation of the party making it, taken before a person having authority to administer such oath or affirmation by law.

Agent-A person who has received the power to act on behalf of another, bind that other person as if he or she were himself or herself making the decisions.

In Probate: An attorney in fact under a durable or non-durable power of attorney, an individual authorized to make decisions for another under the "Colorado Patient Autonomy Act".

Aggravated damages-Special and highly exceptional damages awarded by a court where the circumstances of the conduct have been particularly humiliating or malicious towards the Plaintiff/victim.

Alimony-Also called maintenance or spousal support in a divorce or separation. Money paid by one spouse to the other in order to provide financial support after a divorce or legal separation.

Allegation-The assertion, claim, declaration, or statement of a party to an action, made in a pleading, setting out what he/she expects to prove.

*This is not an exhaustive list.

Trial Courts Glossary of Terms*

Allocation of parental responsibilities-Commonly known as "custody". In divorce, legal separation, or custody actions regarding children, the Court will allocate parental rights and responsibilities for the care of the children.

Alternative Dispute Resolution (ADR)-Methods for resolving problems without going to court.

Ancillary Proceedings-A type of probate filing in which a probate case had been opened in another state, but the decedent had property in the state of Colorado.

Annulment-To make void or null; abolish; cancel; invalidate a marriage. The legal term is "Declaration of Invalidity of Marriage".

Answer-The pleading in a civil suit by which the defendant admits, denies or otherwise controverts the sufficiency of the allegations of facts set forth in the plaintiff's petition. It also contains defenses the defendant may have to the plaintiff's allegations.

Appeal-A request by the losing party in a lawsuit for a higher court to review a lower court decision.

Appearance-When you physically appear or show up in Court.

Appellant-The party who appeals a trial court decision that he/she/it has lost.

Appellee-In some jurisdictions the name used for the party who has won at the trial court level, but the loser (appellant) has appealed the decision to a higher court. Thus, the **appellee** has to file a response to the legal brief filed by the appellant. In many jurisdictions the appellee is called the "respondent."

Applicant-A person who files an Application for Informal Appointment of a Personal Representative.

Application-A written request to the registrar for an order of informal probate or appointment under informal probate and appointment proceedings.

Appurtenance-Something that, although detached, stands as part of another thing. An attachment or appendage to something else. Used often in real estate context where an "appurtenance" may be, for example, a right of way over water – although physically detached, is part of the legal rights of the owner of another property.

Arbitration-The referral of a dispute to an impartial third person chosen by the parties to the dispute. The parties agree in advance to abide by the arbitrator's decision following a hearing at which both parties have an opportunity to be heard. Sometimes three persons sit as an arbitration panel.

Arrears-A debt that is not paid on the due date adds up and accumulates as "arrears."

*This is not an exhaustive list.

Trial Courts Glossary of Terms*

Assignment-The transfer of legal rights, such as the time left on a lease, from one person to another.

Assumption of risk-A defense raised in personal injury lawsuits. Asserts that the plaintiff knew that a particular activity was dangerous and thus bears all responsibility for any injury that resulted.

Attachment-An additional or supplementary remedy that allows the plaintiff to place a lien on property belonging to the defendant to make sure there will be means of satisfying (paying) a judgment that may be entered in a civil case.

Bad faith-Intent to deceive. Dishonesty or fraud in a transaction, such as entering into an agreement with no intention of ever living up to its terms or knowingly misrepresenting the quality of something that is being bought or sold.

Bailiff-Court employee whose duty is to keep order in the courtroom.

Bankruptcy-A process governed by federal law to help when people cannot or will not pay their debts.

Bench warrant-An order issued by a judge for the arrest of a person.

Bigamy-A person who enters into a marriage with one person while still legally married to another.

Bill of particulars-A written statement specifying the details of the demand set forth in the petition in a civil action.

Binder-An outline of the basic terms of a proposed sales contract between a buyer and a seller.

Bond-Money or property given to the court to hold a hearing date or to get someone out of jail.

Breach of contract-The failure to do what one promised to do under a contract. Proving a breach of contract is a prerequisite of any suit for damages based on the contract.

Breach of trust-Any act or omission on the part of the trustee, which is inconsistent with the terms of the trust agreement; or the law of trusts. A prime example is the redirecting of trust property from the trust to the trustee, personally.

Breach of warranty- A civil case in which a plaintiff claims that a product does not perform as represented.

Brief-A written statement by counsel summarizing the facts of a case, the pertinent laws, and arguments of how the law applies to the facts supporting the lawyer's position.

Burden of proof-In civil cases, the plaintiff must prove her/his case with a "preponderance of evidence."

*This is not an exhaustive list.

Trial Courts Glossary of Terms*

Buy-Sell agreement-An agreement among business partners that specifies how shares in the business are to be transferred in the case of a co-owner's death.

C.A.R.-Abbreviation for "Colorado Appellate Rules".

C.R.S. - C.R.C.C.P.: Abbreviation for Colorado Rules of County Civil Procedure.

C.R.S. - C.R.C.P. Abbreviation for Colorado Rules of Civil Procedure.

C.R.S.-Abbreviation for "Colorado Revised Statutes".

Capacity-A legal qualification, such as legal age, that determines one's ability to sue or be sued, to enter into a binding contract, etc.; or the mental ability to understand the nature and effect of one's acts.

Case law-Law based on previous verdicts and written judicial decisions.

Case management order-An order by the court that outlines the steps the parties must follow for their case to continue.

Cease and desist order-An order of an administrative agency or court prohibiting a person or business from continuing a particular course of conduct.

Certificate of Service-An area on a court form, usually at the end of the form, where you tell the court how and when you provided a copy of the court form to the other person in the case, before or directly after you gave the form to the court.

Certified copies-A copy obtained from the court that is certified by the clerk to be an authentic copy of the court record.

Change of venue-When a court case is moved from one location to another, usually because of a question of fairness.

Chapter 13 bankruptcy-A type of bankruptcy in which a person keeps his assets and pays creditors according to an approved plan.

Chapter 7 bankruptcy-A type of bankruptcy in which a person's assets are liquidated (collected and sold) and the proceeds are distributed to the creditors.

Character evidence-Proof or testimony given about another person's moral standing, general character, and reputation.

Charging lien-Entitles a lawyer who has sued someone on a client's behalf the right to be paid from the proceeds of the lawsuit, if there are any, before the client receives those proceeds.

Charter-A city's organic law, which means the law concerning a city issue will trump a state law governing the same issue.

*This is not an exhaustive list.

Trial Courts Glossary of Terms*

Chattel-Moveable or transferable property; especially personal property.

Child and Family Investigator (CFI)-A court-appointed expert that investigates and writes a report to the Judge as to the children's best interests in a controversial divorce or custody case.

Child support-Money paid by a parent to the person with custody of the child(ren) to help meet the financial needs of their child(ren).

Child Support Enforcement (CSE)-A government agency that assists in collecting current and past-due child support. CSE also helps in establishing new support orders and paternity.
Circumstantial evidence-Evidence that implies something occurred but does not directly prove it.

Citation-An order to appear in court at a certain place and time. Issuance of a citation is not an arrest.

Civil action-A non-criminal proceeding designed to resolve disputes between individuals and/or businesses.

Civil Protection Orders: (Prior to 7/1/03, known as Restraining Orders). District and county courts have original concurrent jurisdiction to issue temporary or permanent civil Protection orders for any of the following purposes: 1) to prevent assaults and threatened bodily harm; 2) to prevent domestic abuse; 3) to prevent emotional abuse of the elderly; and 4) to prevent stalking (See 13-14-102 C.R.S. and 13-1-136 C.R.S. and C.R.C.C.P. Rule 365).

Civil Union-Civil union" means a relationship established by two eligible persons that entitles them to receive the benefits and protections and be subject to the responsibilities of spouses. C.R.S. 14-15-103

Claim-To demand or assert as a right. Facts that combine to give rise to a legally enforceable right or judicial action. Demand for relief. A claim is something that one party owes another. Someone may make a legal claim for money, or property.

Claimant-A person or entity to whom the decedent of the estate has a financial or other obligation also known as a *creditor*.

Class action suit-A lawsuit in which one or more parties file a complaint on behalf of themselves and all other people who are "similarly situated" (suffering from the same problem).
Often used when a large number of people have comparable claims.

Clear and convincing evidence-Evidence indicating that the thing to be proved is highly probably or reasonably certain. This requires more than a "preponderance of the evidence" but less than "beyond a reasonable doubt."

Clerk and Recorder-The Clerk and Recorder issues and records marriage licenses, records all real estate transactions, issues liquor licenses, registers voters, manages all primary,

*This is not an exhaustive list.

Trial Courts Glossary of Terms*

general and county elections, and sometimes city and school district elections. The Clerk and Recorder also operates the Motor Vehicle Divisions in the State of Colorado for titling vehicles and issuing license plates. There is a Clerk and Recorder in each county in Colorado.

Closing arguments-The final statements in a trial arguing for the evidence you presented or against the evidence the other side presented. This is your final chance to persuade the Judge or jury.

Co-petitioner-A person who jointly completes, signs, and files a written Petition, or a written application to the Court with the Petitioner, asking for specific action to be taken.

Coercion-Compulsion by physical force or threat of physical force; an act, such as signing a will under coercion, is not legally valid.

Cohabitation-A living arrangement in which an unwed couple live together in an intimate relationship that resembles a marriage.

Collateral-An asset that a borrower agrees to give up if he or she fails to repay a loan.

Collateral estoppel-In civil litigation, an affirmative defense to a claim that bars a party from relitigating an issue determined in an earlier action, even if the two actions significantly differ from one another.

Collusion-A secret agreement between two or more persons, who seem to have conflicting interests, to abuse the law or the legal system, deceive a court or to defraud a third party.

Colorado Rules of Professional Conduct-The rules of conduct that govern the legal profession. The rules contain general ethical guidelines and specific rules written by the American Bar Association and adopted by the Colorado Supreme Court.

Comity-A code of etiquette that governs the interactions of courts in different states, localities and foreign countries. Courts generally agree to defer scheduling a trial if the same issues are being tried in a court in another jurisdiction. In addition, courts in this country agree to recognize and enforce the valid legal contracts and court orders of other countries.

Common law marriage-A marriage that takes legal effect, without license or ceremony, when a couple live together as husband and wife, intend to be married and hold themselves out to others as a married couple.

Community property-Property purchased or received by a couple during their marriage.

Comparative negligence-Also called comparative fault. The doctrine by which acts of opposing parties are compared in fault on a percentage basis. A party who is 50 percent or more at fault cannot recover. A party who is less than 50 percent at fault may recover, but at the reduced percentage.

Compensatory damages-Money awarded to reimburse actual costs, such as medical bills and lost wages. Also awarded for things that are harder to measure, such as pain and suffering.

*This is not an exhaustive list.

Trial Courts Glossary of Terms*

Complainant-In civil cases, the person who initiates a lawsuit. In criminal cases, the chief or only witness for the prosecution may sometimes be referred to as the complainant.

Complaint-In a civil action, the document that initiates a lawsuit. The complaint outlines the alleged facts and reason for the case. In a criminal action, a complaint is the preliminary charges filed against a defendant, usually filed by the police or court.

Concurrent jurisdiction-A situation where more than one court has jurisdiction over the same subject matter. Usually the first court that takes the case obtains jurisdiction.

Condemnation-A civil case in which the plaintiff, usually the Department of Transportation but may be a city or state district, is asking that property be condemned and taken so that it may be put to that department's use (See §38-3-105 C.R.S.).

Confidentiality-The state of having the release of certain information restricted. It is the relationship between a lawyer and a client, guardian and ward, or between spouses, with regard to the trust that is placed in the one by the other.

Conflict of interest-A conflict of interest occurs when a person or organization has a responsibility to two or more people or organizations at the same time, but doing the best thing for one may harm the other.

Contempt of court-A process brought before the Court to enforce non-compliance the existing order by one or more of the parties.

Continuance-The postponement of a court case for another time or day.

Contract-An agreement between two or more parties creating obligations enforceable or otherwise recognizable at law.

Contributory negligence-In any action based upon the negligence of the defendant, the plaintiff's own contributory negligence may either defeat or reduce the amount of recovery.

Conviction-A finding that the defendant is guilty in a criminal case.

Copyright-A person's property right to prevent others from copying works that they have written, authored or otherwise created.

Corroborating evidence-Additional evidence which strengthens or confirms already existing evidence.

Counterclaim-After a lawsuit is filed, a claim for relief brought by a defendant against the plaintiff, particularly a claim in opposition to or as a setoff against the plaintiff's claim.

County Court Counter Claim: A civil case in which a defendant desires to counterclaim against the Plaintiff. In County Court if the counterclaim exceeds the jurisdiction of County Court, a transfer of the case to District Court may be requested by the defendant or made automatically by the court (See C.R.C.P. 313).

*This is not an exhaustive list.

Trial Courts Glossary of Terms*

Court of record-Any court that makes a record of the proceedings.

County Felony-Criminal felony cases that have preliminary work done at the county court level before being bound over (sent) to district court.

Covenant- Provisions in a deed limiting the use of the property and prohibiting certain uses. Breach of covenant claims are usually filed by homeowner's associations.

Creditor-A person or entity to whom the decedent of the estate has a financial or other obligation also known as a *claimant*.

Cross-claim-A claim by one defendant against another defendant.

Cross-examination-Questioning of the other party's witness.

Custodian-The person appointed to manage and dispense funds for a child without constricting court supervision and accounting requirements.

Custody-In family law cases, it is also known as allocation of parental responsibilities, and refers to decision-making and parenting time. In criminal cases, this means the restraint of a person's freedom in any significant way. Someone in jail is considered to be "in custody".

Cyberstalking-The act of threatening, harassing or annoying someone throughout cyberspace, with the intent of placing the recipient in fear that the person threatening will injure that person or the person's family or household.

Damages-The monetary compensation which may be recovered by a party for personal injury, or loss or damage to one's property or rights as a result of another party's unlawful act or negligence.

Debtor-A person who owes money, goods or services to another.

Decedent-A person who has passed away.

Declaratory Judgment- A civil case in which the plaintiff is asking the court to declare (order) something. It is used to settle and gain relief from uncertainty with respect to rights, status, or other legal relations.

Decree-The final order of the Court that disposes of or ends the marriage or legal separation proceedings.

Deed-A written legal document that describes a piece of property and outlines its boundaries. The seller of a property transfers ownership by delivering the deed to the buyer in exchange for an agreed upon sum of money.

*This is not an exhaustive list.

Trial Courts Glossary of Terms*

Default-If the defendant does NOT appear at the time of the hearing or file an answer, the Court may enter “default” or “failure to appear/answer” which entitles the plaintiff to all relief asked for in the complaint (i.e. money, possession of property, etc.).

Default judgment-When a party against whom a judgment for affirmative relief is sought has failed to plead or otherwise defend, she/he is in default and a judgment by default may be entered by the clerk of court.

Defendant-The person that is being sued or the person charged with a crime in a criminal case.

Dependency and Neglect- A child is dependent or neglected if a parent, guardian, or legal custodian has abandoned the child or has subjected the child to mistreatment or abuse, whether the parent is or is not at fault. In addition, a child is dependent or neglected if the child has run away from home or is beyond the control of their parents (For other examples, see §19-3-102 C.R.S.).

Depose-To make a deposition, to give evidence in the shape of a deposition, to make statements which are written down and sworn to; to give testimony which is reduced to writing by a duly qualified officer and sworn to by the deponent.

Deposition-The testimony of a witness, taken in writing, under oath or affirmation, in answer to questions. This is held out of court with no Judge present, but the answers often can be used as evidence in the trial.

Determination of Interests- A civil case in which the plaintiff asks the court to determine his or her interest in something. (*e.g. two attorneys have been partners in a law practice. Now the partnership is being dissolved, and the attorneys cannot agree on who gets what, for example: furniture, computer, client list, etc.*).

Devisee-A person or entity designated in a Will to receive real or personal property.

Diligent efforts-Steady, persistent efforts to locate an individual to complete personal service, including contacting friends, family, business associates; completing an internet search; and attempting personal service by a Process Server, Police Department or Sheriff's Office.

Dismissal with prejudice-A dismissal "with prejudice" bars refileing of the lawsuit or charge.

Dismissal without prejudice-The dismissal of a case while allowing the party to sue again on the same cause of action at some future time.

Disposition- The final settlement of a matter, and with reference to decisions announced by a court, a judge's ruling is commonly referred to as a disposition.

Dissolution-Often used in divorce cases. Ending a marriage or civil union.

*This is not an exhaustive list.

Trial Courts Glossary of Terms*

Distraint Warrant- A filing by the State Department of Revenue for a judgment for outstanding State

Taxes that allows for a lien to be placed on the debtor's assets.

District Court-District Courts hear civil cases in any amount, as well as domestic relations, criminal, juvenile, probate, and mental health cases. District court decisions may be appealed to the Colorado Court of Appeals (in some cases directly to the Colorado Supreme Court).

Docket-The schedule of court proceedings.

Domicile-The permanent residence of a person, a place to which, even if he/she were temporary absence, they intend to return. In law, it is said that a person may have many residences but only one domicile.

Duces tecum-Latin meaning "bring with you". Used most frequently for a subpoena (as in "subpoena duces tecum") which seeks not the appearance of a person before a court but the surrender of a thing (document or some other evidence) by its holder, to the court, to serve as evidence in a trial.

Due process-A fundamental, constitutional guarantee that all legal proceedings will be fair and that one will be given notice of the proceedings and an opportunity to be heard before the government acts to take away one's life, liberty, or property.

Duress-Where a person is prevented from acting (or not acting) according to their free will, by threats or force or force of another, it is said to be "Under Duress".

Early neutral evaluation-An early intervention in a lawsuit by a court appointed evaluator, to narrow, eliminate, and simplify issues and to assist in case planning and management. Settlement of the case may occur.

Easement-Gives one party the right to go onto another party's property. Utilities often get easements.

Emancipation-The freeing of a minor child from the control or custody of his or her parent(s) and allowing the minor to live on his or her own or under the control of others. It usually applies to adolescents who leave their parents' household by agreement or demand. Emancipation may also end the responsibility of a parent for the acts of a child, including debts, negligence, or criminal acts.

En banc-A session in which the entire membership of the court participates in a decision.

Encumbrance-Any claim or restriction on a property's title.

Enjoin-To order a person to perform, or to abstain and desist from performing a specified act or course of conduct.

Escrow-Money or documents, such as a deed or title, held by a third party until the conditions of an agreement are met. For instance, pending the completion of a real estate transaction, the deed to the property will be held "in escrow."

*This is not an exhaustive list.

Trial Courts Glossary of Terms*

Estate-All property owned by a person on the date of death that is subject to probate.

Eviction-Legally removing someone from a property, like an apartment or house, because they aren't paying rent or aren't following the rules in a lease.

Evidence-The testimony, writings, material objects, or other things presented to the senses that are offered to prove the existence or nonexistence of a fact.

Ex parte-Latin that means "by or for one party." A proceeding in which only one party takes part.

Exemplified-Copy of a court document with court seals from the out-of-state Court verifying the authenticity of the document.

Exhibit-A paper document or other physical object or photograph introduced into evidence to prove or deny a claim during a trial, hearing, or deposition.

Exigent circumstances-Emergency conditions.

Expedited Placement- A dependency and neglect case in which at least one child of the family is under the age of 6 years on the date the petition is filed qualifies as an Expedited Permanency Planning (EPP) case (§19-3-104 C.R.S.).

Expert witness-A witness with a specialized knowledge of a subject who is allowed to discuss an event in court even though he or she was not present.

Expunge-To physically erase, to white or strike out. To "expunge" something from a court record means to remove every reference to it. In juvenile delinquency records, "such records are deemed never to have existed".

Extortion-Forcing a person to give up property through the use of violence, fear or under pretense of authority.

Fact-finder-The person or persons who make(s) determinations regarding the facts that are disputed by the parties in a case. When a trial involves a jury, the jurors are the fact-finders. If there is no jury, then the judge or magistrate is the fact-finder.

Fact-finding-An investigation of a dispute by a neutral third party who examines the issues and facts in a case, and who may or may not recommend settlement procedures.

Family Court Facilitator-An individual who assists with domestic relations cases and conducts Initial Status Conferences. The Family Court Facilitator can help you understand what you need to do during your case, answer questions, and give you instructions about the next steps in your case. The Family Court Facilitator cannot give legal advice.

Family Support Registry-The central payment processing center for the State of Colorado for child support and maintenance (spousal/partner support)

*This is not an exhaustive list.

Trial Courts Glossary of Terms*

Felony-A crime punishable by imprisonment or by death in a state penal institution.

Fiduciary-A person having a legal relationship of trust and confidence to another and having a duty to act primarily for the other's benefit, e.g., a guardian or trustee.

File-To deposit with the clerk of the court a written complaint or petition which is the opening step in a lawsuit and subsequent documents, including an answer, motions, petitions, orders etc.

A record of the court. A paper is said to be **filed** when it is delivered to the court to be kept on file as a matter of record and reference.

Forcible Entry and Detainer-Eviction; a civil case in which the plaintiff is seeking to regain possession of leased.

Foreclosure-When a borrower cannot repay a loan on a piece of property, like a house or condominium, and the lender asks the court for an order to force the sale of the property.

Foreclosure other than Rule 120- A legal proceeding to terminate a mortgager's interest in property, instituted by the lender either to gain title or to force a sale in order to satisfy the unpaid debt secured by the property (See §38-38-701 C.R.S.).

Foreign judgment-Any judgment, decree, or order of a court of the United States or of any other courts outside of Colorado that should be honored and given effect by Colorado courts. (Civil protection orders issued by other states are not considered foreign judgments and have their own process and rules for enforcement, found in C.R.S. § 13-14-104.)

Forgery-A false document, signature, or other imitation of an object of value used with the intention to deceive another into believing it is the real thing.

Formal-Opening an estate after prior notice to Interested Persons.

Fraud-Intentionally deceiving someone and causing that person to suffer a loss.

Fugitive-A person who runs away to avoid arrest, prosecution or imprisonment.

Gag order-A judge's order prohibiting the attorneys and parties in a pending lawsuit or criminal prosecution from talking about the case to the media or the public.

Garnishee-The person or entity (often a bank or employer) that receives a court order garnishing wages or funds it owes to a debtor.

Garnishment-A court-ordered procedure for taking money or property from someone to satisfy a debt. For example, a debtor's wages might be garnished to pay child support, back taxes, or a lawsuit judgment.

Good faith-Honestly and without deception.

*This is not an exhaustive list.

Trial Courts Glossary of Terms*

Goods Sold and Delivered- A civil case in which the plaintiff claims that defendant purchased products, not services, but has failed to pay for them.

Grand jury-A panel of members of the public chosen from regular jury pool lists. This panel determines whether there is enough evidence to charge someone for a serious crime. Any charges issued by a grand jury are called indictments.

Green card-Also known as a permanent resident card. A Green Card holder is an immigrant who has become a lawful permanent resident of the U.S., and who can work legally, travel abroad and return, apply for permission for his/her spouse and children to immigrate to the U.S., and become eligible for citizenship.

Gross negligence-Refers to actions or inactions where there was a failure to use even the slightest amount of care in a way that shows recklessness or willful disregard for the safety of others.

Guardian-A person who is trusted by law with the care of another person or property of another, or both, as a minor or someone legally incapable of managing his or her own affairs.

Guardian ad litem-A court-appointed representative who is to defend or protect the interest of a person under legal disability, such as a child or incompetent individual involved in a legal court proceeding.

Guardianship-The office, duty, or authority of a guardian.

Habeas corpus-Latin phrase meaning "you have the body". A Writ of Habeas Corpus is an order to bring a person before the court.

Habitual offender-Also known as a "recidivist." A person who is convicted and sentenced for multiple crimes over a period of time and even after serving sentences of incarceration, demonstrating a tendency toward criminal conduct.

Harassment-Used in variety of legal contexts to describe words, gestures, and actions which tend to annoy, alarm and abuse (verbally) another person.

Hearing-Any proceeding before a judge or other magistrate without a jury in which evidence and/or argument is presented to determine some issue of fact or both issues of fact and law. While technically a trial with a judge sitting without a jury fits the definition, a hearing usually refers to brief sessions involving a specific question at some time prior to the trial itself.

Hearsay-A written or spoken statement that was made outside of the court by someone other than the person testifying about that statement.

Heir-Person entitled to the property of the Decedent under statutes of Intestate Succession.

Heirs-Persons who are entitled by law to inherit the property of the deceased if there is no will specifying how the property should be divided.

*This is not an exhaustive list.

Trial Courts Glossary of Terms*

Holographic will-An un-witnessed handwritten will. A few states, including Colorado, allow such documents to be admitted to probate, but most courts are very reluctant to accept them.

Homicide-The killing of one human being by the act, procurement, or omission of another. A person is guilty of criminal homicide if he purposely, knowingly, recklessly or negligently causes the death of another human being. Criminal homicide is murder, manslaughter or negligent homicide.

Hostile witness-A witness who testifies against the party who has called the person to testify. The hostile witness may be asked leading questions, as in cross-examination.

Hung jury-A divided jury that cannot agree on a unanimous verdict.

Illicit-Not permitted or allowed; unlawful.

Immaterial-Not essential or necessary, not important or pertinent; without weight; of no significance.

Immunity-Freedom from duty or penalty; exemption, as from serving in an office or performing duties that the law generally requires other citizens to perform.

Impanel-All the steps of determining and forming the jury in the trial of a particular case.

Impaired mental condition-A condition of the mind, caused by mental disease or defect, which does not rise to the level of insanity but prevents the person from forming the mental state required to find him or her guilty of the crime. If he or she is found not guilty because of impaired mental condition, they may be committed to the Department of Institutions.

Impeach-To accuse or deny or contradict. To call into question the truthfulness of a witness through other evidence that shows that the witness should not be believed.

Implied consent laws-Laws adopted by all states that apply to testing for alcohol in the blood, breath or urine. The principle underlying these laws is that any licensed driver who operates a vehicle has consented to submit to approved tests to show intoxication.

In camera-In chambers; in private. A cause is said to be heard *in camera* either when the hearing is had before the judge in his/her private room or when all spectators are excluded from the courtroom.

Inadmissible-Information which, under the established rules of evidence, cannot be admitted or received by the court.

Incapacitated person-A person who is unable to effectively receive and/or evaluate information or make or communicate decisions to such a degree that the individual lacks the ability to take care of his/her basic needs of physical health, safety or self-care.

Incarceration-Imprisonment or confinement in a jail or prison.

*This is not an exhaustive list.

Trial Courts Glossary of Terms*

Incest-Any person who knowingly marries, inflicts sexual penetration, or sexual intrusion on an ancestor or descendant, including a natural child, child by adoption, or stepchild twenty-one years of age or older, a brother or sister of the whole or half blood, or an uncle, aunt, nephew or niece of whole blood.

Incoming Registration of Support-A domestic case in which a person had a Support Order that was entered in another state and he/she wants to enforce the case here, generally to modify the support order or to issue garnishments or wage assignments.

Incompetent-When someone is unable or unqualified to do something. The term also refers to someone who lacks the legal ability to stand trial or to testify, i.e., unqualified to testify.

Indictment-The formal written accusation of a crime made by a grand jury and presented to a court for prosecution against the accused person; the act or process of preparing or bringing the formal written accusation.

Indigent-A person meeting certain standards of poverty and, thereby, qualifying for waiver of fees or court-appointed counsel.

Informal-Opening an estate without prior notice of Interested Persons.

Informed consent-A person's agreement to allow something to happen or made with full knowledge of the risks involved and the alternatives.

Infraction-A violation, usually of a rule or local ordinance and usually not punishable by jail time.

Infringement-An act that interferes with one of the exclusive rights of a patent, copyright or trademark owner.

Initial Status Conference-A date for you to come to court to meet with a Family Court Facilitator who will help you understand what you need to do during your case, answer your questions, and give you instructions about the next steps in your case. However, you will not be given any legal advice.

Injunctive Relief- Plaintiff asks the court to restrain or enjoin another party from taking an action that may cause harm or result in injury, loss or damage to the plaintiff. May also include a temporary protection order. (See C.R.C.P. 65).

Injunction-A court order directing a person to keep oneself from doing something or ordering the person to do something.

Intent-The state of mind accompanying an act, especially a forbidden act. While motive is the reason for doing some act, intent is the mental resolution or determination to do it.

Interested persons-Person identified by Colorado Law who must be given notice of a court proceeding. The term may include heirs, children, spouse, devisees, beneficiaries, creditors,

*This is not an exhaustive list.

Trial Courts Glossary of Terms*

claimants and persons having priority to serve as personal representative, depending on the circumstances.

Interlocutory-Refers to an order, judgment or appeal, that is temporary and issued or taken while the case is still pending and is not final.

Interrogatories-A written set of questions, submitted to an opposing party in a lawsuit as part of discovery, or served on a judgment debtor by a judgment creditor trying to collect a debt. Interrogatories must be answered in writing and under oath.

Intervenor-A person who voluntarily enters into an action or other proceedings with the approval of the court.

Intestate-An estate in which the person (decedent) did not live a will.

Intestate formal-Formal probate proceedings, with no will involved, may be commenced by an interested person filing a petition and, after notice and hearing, the court enters an order, adjudicates intestacy, determines heirs and appoints a personal representative.

Intestate Informal- Informal probate proceedings, with no will involved, may be commenced by an interested person filing an application for informal appointment.

Intestate succession-By Colorado law, a list of who will inherit the property when someone dies without a will.

Irrevocable trust-A trust that cannot be terminated by the settlor (the person who created the trust) once it's created.

Jeopardy-The risk of conviction and punishment that a criminal defendant faces at trial.

Joinder-The combining of parties or claims in a single lawsuit. Joinder can be either necessary or permissive.

Joint tenancy-Ownership by two or more people of the same property. This property may be real estate, cash or other items.

Judgment-A court's final determination of the rights and obligations of the parties in a case. The term includes a decree and any order that can be appealed.

Judgment creditor-The person(s), company or group who should receive a specific amount of money according to the Court's order.

Judgment debtor-The person(s), company or group who owes a specific amount of money according to the Court's order.

Jurisdiction-A court's power to decide a case or issue a decree.

*This is not an exhaustive list.

Trial Courts Glossary of Terms*

Jury-A group of persons selected according to law and given the power to decide questions of fact and return a verdict in a court case.

Justice-The fair and proper administration of laws. It can also refer to a judge, especially of an appellate court.

Juvenile-A person who has not reached the age of majority, usually 18.

Juvenile delinquent-An underage person that has committed a crime in states where by law a minor lacks responsibility and may not be sentenced as an adult.

Legal Separation-A court order granting the right to live apart, with the rights and obligations of divorced persons, but without divorce. The order can include issues relating to child custody, alimony, child support, division of property and debts.

Letters-A document issued by the Court, identifying the authority of the Personal Representative.

Levy-A legal process to obtain property or cash from the judgment debtor to satisfy a judgment.

Liability-Any legal responsibility, duty or obligation.

Lien-A claim that a person has upon the property of another as security for a debt owed.

Litigant-A party to a lawsuit, one who is engaged in litigation, usually referred to active parties in a case.

Litigation-A lawsuit, legal action, including all proceedings therein.

Magistrate-A person other than a judge authorized by Colorado law or by Colorado court rules to make orders or judgments in court proceedings, like trials or hearings.

Maintenance-Maintenance is the new term for "alimony" or "spousal/partner support". Maintenance is financial support paid to a former spouse or partner.

Mandate-A command, order or direction, written or spoken which the court is authorized to give and a person is must obey.

May-In legal terms, "may" is defined as "optional" or "can".

Mechanics' Lien-Plaintiff has provided goods and/or services on a property (real property) for which he or she has not been paid and plaintiff has subsequently filed a lien against the property to ensure payment. (See §38-22-101 C.R.S.).

Mediation-A trained neutral person helps people involved in a court case reach their own solution.

*This is not an exhaustive list.

Trial Courts Glossary of Terms*

Minor-A person who does not have the legal rights of an adult. Someone who has not yet reached the age of majority which in most states is the age of 18.

Misdemeanor- A criminal offense punishable by a sentence in the county jail.

Mistrial-A trial ended before a verdict is reached because of a basic error that is harmful to the defendant.

Modification-Any change to a current court order or decree.

Money- A civil case in which the plaintiff claims a demand for money owed.

Money judgment-Part of a judgment that requires the payment of money by one party (the judgment debtor) to another (the judgment creditor).

Moot-An issue which no longer is important.

Motion-A written or oral request a party makes to the Court for a specified ruling or order.

Motion in limine-A written motion which is usually made before or after the beginning of a jury trial for a protective order against extremely harmful evidence.

Motion to suppress-A motion asking that allegedly secured illegal evidence be left out of the trial.

Nominee-The person seeking appointment as Personal Representative.

Notary Public-A person authorized by the state in which the person resides to certify documents. The signature and seal or stamp of a notary public is necessary to attest to the oath of truth of a person making an affidavit and to attest that a person has acknowledged that he/she executed a deed, power of attorney or other document, and is required for recording in public records

Note- A civil case in which the plaintiff claims defendant has signed a note (a borrower's legally binding written promise to repay a debt to a lender on a specified date) and has defaulted on the payment for that note.

Oath-A serious affirmation or promise to tell the truth or to take a certain action.

Order-A formal written direction given by a judge or magistrate.

Outgoing Registration of UIFSA- An administrative order filed by the Department of Health Services that they want to have enforced in another state.

Parental responsibility-This term includes both parenting time and decision-making responsibilities regarding the children. (The term "Custody" is no longer used.)

Parental Rights-In the State of Colorado the freedom to decide who cares for children and how. Also includes the freedom to decide how to spend time with a son or daughter, including

*This is not an exhaustive list.

Trial Courts Glossary of Terms*

activities and time, in order to raise a child. Decisions about school, religion, and medical treatment are included.

Parenting plan-A written document that identifies decision-making responsibilities, parenting time, relocation, child support, and child tax exemption relating to the children in a divorce or custody case.

Parenting time-Also known as "**Visitation**". The right of a parent to spend time with their children by order of the Court.

Party-One of the participants in a lawsuit or other legal proceeding who has an interest in the outcome.

Paternity-A specific man being the natural or biological father of a child.

Payable on Death (POD)-A bank account that names a specific person as beneficiary of all funds once the account holder dies. Probate is not necessary.

Permanent Protection Order (PPO)-An order granting continuous protection to prevent assaults and threatened bodily harm, domestic abuse, emotional abuse and stalking.

Person in Interest-Property owner or other individual or group named as the landlord on a lease or person who has some sort of involvement or investment in the rental or home.

Personal representative-A person at least 21, resident or non-resident of Colorado, who has been appointed to administer the estate of the Decedent and may also be referred to as an Executor/Executrix.

Personal Service-Delivering a summons, complaint, or other legal document which must be served by handing it directly to the person named in the document.

Petition-A written application to the Court asking for specific action to be taken.

Petitioner-A person who is completing and filing a written Petition (application) with the Court

In Probate: A person who files a Petition for Formal Appointment of Personal Representative and/or Determination of Heirs.

Plaintiff-The person who starts a lawsuit. This person may also be known as "claimant", "petitioner", or "applicant".

Pleading-The formal presentation of claims and defenses by parties to a lawsuit. The specific papers by which the allegations of parties to a lawsuit are presented in proper form; specifically, the complaint of a plaintiff and the answer of a defendant plus any additional responses to those papers that are authorized by law.

Power of Attorney-A written document in which one person appoints another person to act as an agent on his or her behalf, giving authority to perform certain acts or functions.

*This is not an exhaustive list.

Trial Courts Glossary of Terms*

Prenuptial agreement-A written agreement setting out terms of the relationship for the division of property and financial issues for a couple who are about to live together or marry should the relationship or marriage later be dissolved.

Pro bono-For the good; used to describe work or services done or performed free of charge.

Pro se- (pronounced pro say) Latin phrase that means "for himself." A person who represents himself in court alone without the help of a lawyer is said to appear pro se.

Probate-A type of court case or area of law that focuses on guardianships, conservatorships, or division of a person's property after death.

Process Server-A person who serves or delivers legal paperwork.

Promissory note-A written document in which a borrower agrees (promises) to pay back money to a lender according to specified terms

Public Administrator Statement-A type of probate filing. The public administrator files statements of accounts in small estates.

Public Notice-Document which is submitted to the local newspaper (that must meet the qualifications of a legal publication) to publish notice of a requested name change.

Public Trustee-In Colorado, an individual appointed by the Governor that keeps deeds of trusts related to real estate, handles the sale of foreclosed real estate, and collects taxes related to real estate. A public trustee is appointed in each county or the treasurer in the county acts as public trustee.

Public Utilities Commission- A review of a decision by the Public Utilities Commission for the purpose of having the lawfulness of the final decision inquired into and determined. (See §40-6-115 C.R.S.).

Publication-A method of providing legal notice, conveying or making information generally known to the public, usually by means of an approved newspaper in the appropriate county or district.

Real property-Land and all the things that are attached to it, like a garage or barn. Anything that is not real property is personal property. Personal property is anything that isn't nailed down, dug into, or built onto the land. A house is real property, but a dining room set is not.

Registered Agent-A person authorized to accept Service of Process for a corporation.

Registration of Foreign Decree- When a party to a domestic relations case, filed in another state, seeks to register (or file) an out-of-state case into the State of Colorado for purposes of enforcement. (See §14-11-101 C.R.S.).

Replevin-Legal way to get property back from a person who has wrongfully taken or kept property. You must have had or have the right to keep to the property.

*This is not an exhaustive list.

Trial Courts Glossary of Terms*

Respondent-A person who has been named in a court case, and was served legal documents that were started and given to the Court by another person, known as the "Petitioner". If the Respondent wishes to have a say in the case they must file or give a response to the Court.

Return of Service-Written proof under oath by a process server saying that they delivered legal documents (such as a summons and complaint). "Return of Service" is also referred to as "Proof of Service".

Right of Survivorship-When property is owned by two or more people and one of the owners dies, his or her share goes to the remaining owners without needing to open a probate case.

Rule 105 Quiet Title- Plaintiff asks the court to determine the rights of all parties with respect to real property and its possession (See C.R.C.P. 105 and C.R.C.P. 105.1(b)).

Rule 106 Writs/Contempt-A civil case brought in district court that allows for relief to be obtained in the following instances: 1) where any person not being committed or detained for any criminal or supposed criminal matter is illegally confined or restrained; 2) to compel a lower judicial body, governmental body, corporation, board, officer or person to perform an act which the law specially enjoins as a duty resulting from an office, trust, or station, or to compel the admission of a party to the use and enjoyment of a right or office to which he is entitled, and from which he is unlawfully precluded; 3) when any person usurps, intrudes into, or unlawfully holds or exercises any office or franchise; 4) where any governmental body or officer or any lower judicial body exercising judicial or quasi-judicial functions has exceeded its jurisdiction or abused its discretion, and there is no remedy otherwise provided by law.

Rule 120 Deed of Trust- A party holding interest in property through an instrument in which there is default on the instrument, may ask the court to order the property sold by the public trustee (See C.R.C.P. Rule 120).

Satisfaction of Judgment-The document stating the Judgment Debtor has satisfied (paid) the judgment. If the judgment has been paid, this document must be filed by the Judgment Creditor with the Clerk of Court in order to remove the judgment from credit reports as being unpaid. The satisfaction can be "Full" or "Partial".

Security Agreement-A contract between a lender and borrower that states that the lender can repossess the property a person has offered as collateral if the loan is not paid as agreed.

Self-represented Litigant-Also known as a Pro Se Party. A person who represents himself or herself in court without the help of a lawyer.

Separation Agreement-Written arrangements concerning custody or parental obligation, child support, spousal maintenance (alimony), and property division made by a married couple who are usually about to obtain a divorce or legal separation

Serve-To give court paperwork that starts a court case or is part of a court case to the person that is being sued or the other person in the case. This is done by a person who isn't involved in the case or a sheriff or private process server. The person starting the case **cannot** deliver the paperwork.

*This is not an exhaustive list.

Trial Courts Glossary of Terms*

Service of Process

The official act by which a party is notified that a court action has been filed against them. They are personally served with a copy of the document(s) filed and information as to the steps they should take in order to respond to the court action.

Services Rendered- A civil case in which a party performs a service but is not compensated as agreed.

Settle-To reach an agreement.

Settlement-The resolution or compromise by the parties in a civil lawsuit.

Settlement Conference-An informal assessment and negotiation session conducted by a legal professional who hears both sides of the case, may advise the parties on the law and precedent relating to the dispute, and suggest a settlement. An informal assessment and negotiation session conducted by a legal professional who hears both sides of the case, may advise the parties on the law and precedent relating to the dispute, and suggest a settlement.

Shall-In legal terms, “shall” is defined as “required”.

Single Transaction-A type of probate filing in which the court, without appointing a conservator, may enter an order to authorize, direct or ratify any transaction necessary or desirable for the best interests of the protected person.

Special Administrator Formal- A type of probate filing. A Special Administrator may be appointed by the Court on Petition of any interested person and finding, after notice and hearing, that appointment is necessary to preserve the estate or secure its proper administration, including when a personal representative cannot or should not act. (See §15-12-614 C.R.S.).

Special Administrator Informal-A type of probate filing. A Special Administrator may be appointed informally by the Registrar on application of any interested person when necessary to protect the estate of a decedent prior to the appointment of a general personal representative or if a prior appointment has been terminated. (See §15-12-614 C.R.S.) Note there is a general policy in most courts to accept only formal proceedings.

Special District- Persons proposing the organization of a special district (i.e. water, fire protection, metropolitan, park & recreation, sanitation etc.) may petition the court for the organization of the district. (See §32-1-301 C.R.S.).

Specific Performance-A civil case in which the plaintiff claims that a contract exists between parties and one party has failed to perform the conditions of the contract. The plaintiff asks the court to order that the conditions of the contract be performed.

Statute of Limitations-Laws setting deadlines for filing lawsuits within a certain time after events occur that are the source of a claim.

Stay-An order stopping a judicial proceeding or execution of a judgment.

*This is not an exhaustive list.

Trial Courts Glossary of Terms*

Stipulation-An agreement by opposing lawyers on any matter. Most stipulations must be in writing.

Strict Liability-A concept applied by courts in product liability cases in which a seller is liable for any and all defective or hazardous products that unduly threaten a consumer's personal safety.

Subpoena-An order to a witness to appear and testify at a specified time and place.

Subpoena Duces Tecum-Latin meaning, "bring with you". Subpoena duces tecum seeks not the appearance of a person before a court but the surrender of a thing (document or some other evidence) by its holder, to the court, to serve as evidence in a trial.

Summation-The closing argument in a trial.

Summons-(1)An order to a sheriff or other officer to notify a named person that a civil action has been commenced against him or her and that he or she is required to appear within a specified period and answer the complaint.(2) A written order or notice directing that a person appear before a designated court at a stated time and place and answer to a charge against him or her. (3) The document initiates all civil law suits and is referred to as process.

Supersedeas Bond-A bond required of a party who asks to set aside a judgment or execution and from which the other party may be paid if the action is unsuccessful.

Sworn Financial Statement-A written document that contains financial information to include monthly income, expenses, debts, and value of assets.

Temporary Injunction-An automatic Court order in place until the Decree is entered or until further order of the Court. The order prevents the transfer of property, ending of insurance coverage, etc. without the permission of the other person in the case.

Temporary Order-Written paperwork from the Court, short-term, to deal with issues such as spousal maintenance (alimony), child support, or financial responsibilities until the final decree of divorce is made.

Temporary Protection Order (TPO)-Short-term written paperwork from the court granted without notice or hearing. A Temporary Protection Order (TPO) keeps one party from the other until the court can hear more evidence and decide whether to issue a permanent protection order.

Tenants in Common-Property that is owned by two or more people. When one person dies his or her part of the property goes to his or her estate rather than to the remaining co-owners. A probate case may be necessary.

Termination (terminated case)-A case in which all outstanding issues have been resolved; a case that has reached final resolution.

Testate-Estate in which the person who died left a will.

*This is not an exhaustive list.

Trial Courts Glossary of Terms*

Testate Formal- A probate filing. A formal proceeding for adjudication regarding the priority or qualification of one who is an applicant for appointment as personal representative, or of one who previously has been appointed personal representative in informal proceedings, or if an issue concerning the testacy of the decedent is or may be involved (See §15-12-414 C.R.S.).

Testate Informal- A probate filing. An informal probate of will and informal appointment of personal representative.

Testator-The person who makes a will.

Testimony-The statements made by a witness, under oath, usually related to a legal proceeding; evidence given by a witness under oath or affirmation, as distinguished from evidence from writing and other sources.

Tort-An injury or wrong committed, with or without force, against someone or their property.

Transcript of Judgment-A one-page document from the Court that gives the name of the Judgment Debtor (person or company who owes money), Judgment Creditor (the person or company who is owed money) and the date and amount of the judgment.

Transferable on Death (TOD)-Naming beneficiaries to receive your money and property when you die without filing a probate case.

Traverse-A denial; where a Defendant denies any important claim of fact in the Plaintiff's statement.

Trust-Property given to a trustee to manage for the benefit of another person. Generally, the beneficiary gets interest and dividends on the trust assets for a set number of years.

Trustee-Person or group that supervises and manages a trust.

Uniform Veterans Guardianship-Act: A type of probate filing, commonly referred to as a UVGA case, which applies to beneficiaries of monies from the Veteran's Administration. The word guardian and guardianship is used but in essence this is a conservatorship and essentially treated as a conservatorship.

Valid Claim-A grievance that can be resolved by legal action.

Verdict-The opinion rendered by a jury, or a judge where there is no jury, on a question of fact. A verdict differs from a judgment in that a verdict is not a judicial determination, but is a finding of fact.

Vicarious Liability-When one person is liable for the negligent actions of another person, even though the first person was not directly responsible for the injury. For instance, a parent sometimes can be vicariously liable for the harmful acts of a child and an employer sometimes can be vicariously liable for the acts of a worker.

*This is not an exhaustive list.

Trial Courts Glossary of Terms*

Victim-Any person aggrieved by the conduct of an offender. For a complete listing of who may be considered a victim, please see Section 18-1.3-602(4) of the Colorado Revised Statutes.

Wage execution-The act of taking a person's wages to satisfy a judgment. Also known as garnishment.

Waiver-The intentional and voluntary relinquishment of a legal right.

Waiver of Service-A voluntary acceptance of service by the Respondent giving up his or her right to proof of service or service of future court documents or notices of hearings from the Petitioner.

Warrant-An order issued by the court ordering any peace officer to arrest the person named or described in the order.

Warrantless Arrest-An arrest of a person without a warrant. It is generally permissible if the arresting officer has reasonable grounds to believe that the person has committed a felony or if the person has committed a misdemeanor amounting to a breach of the peace.

Witness-One who testifies under oath as to what she/he has seen, heard or otherwise observed.

Writ-An order issued from a court requiring the performance of a specified act, or giving authority to have it done.

Writ of Attachment-A writ used to enforce obedience to an order or judgment of the court by taking property.

Writ of Certiorari-An order by the appellate court that is used when the court has discretion on whether or not to hear an appeal. If the writ is denied, the court refused to hear the appeal and, in effect, the judgment below stands unchanged. If the writ is granted, then it has the effect of ordering the lower court to certify the record and send it up to the higher court that will use its discretion to hear the case.

Writ of Execution-An order from the court to put in force the judgment or decree of a court by taking property of the person who owes money to pay a debt.

Writ of Habeas Corpus- Plaintiff claims that he or she has been illegally confined.

*This is not an exhaustive list.