



**Colorado Judicial Branch
Annual Statistical Report
Fiscal year 2024**

Table of Contents

Forward	i
Colorado Judicial Districts Map	ii
Organizational Chart	iii

I. Supreme Court

List of Supreme Court Justices	1
Supreme Court Narrative	2
Table 1: Supreme Court Caseload, FYs 2003 to 2024.....	3
Table 2: Distribution of Case Filings in the Supreme Court FYs 2003 to 2024	4
Table 3: Distribution by Type of Case Filed in the Supreme Court, FY End 2020 to 2024.....	5
Table 4: Distribution of Case Terminations, FYs 2003 to 2024	6
Table 5: Supreme Court Written Opinions, FYs 2006 to 2024	7
Table 6: Distribution of Supreme Court Cases at Issue, End of FY 2024.....	8
Table 7: Distribution of Supreme Court Cases Not at Issue, End of FY 2024	8

II. Court of Appeals

List of Court of Appeals Judges	9
Court of Appeals Narrative	10
Table 8: Colorado Court of Appeals New Filings by Case Type FY 2024	11
Chart A: Colorado Court of Appeals New Filings by Case Type FY 2024.....	11
Table 9: Colorado Court of Appeals Dispositions FY 2024.....	12
Chart B: Colorado Court of Appeals Dispositions FY 2024	12
Table 10: Colorado Court of Appeals Pending Caseload FY 2024	13
Chart C: Colorado Court of Appeals Pending Caseload FY 2024	13
Table 11: Colorado Court of Appeals Pending Docket FY 2024	14
Table 12: Colorado Court of Appeals Average Age of Cases FY 2024	15

Table of Contents

III. District Court

List of District Court Judges.....	16
List of Court Executives.....	17
District Court Narrative.....	18
Chart 1 and 2: District Court Case Filings: Proportion of Cases by Class, Ten Year Comparison FY 2015 and FY 2024.....	19
Table 13: District Court Filings, Terminations and Percent Change for FY 2023 and FY 2024.....	20
Table 13 Chart: New Case Filings by Case Class FY 2023 Versus FY 2024.....	21
Table 14: District Court Caseload FY 2015 to FY 2024.....	22
Table 14 Chart: District Court New Cases Filed FY 2015 through FY 2024.....	23
Table 15: District Court New Filings, Terminations and Percent Change by Judicial District FY 2023 and FY 2024.....	24
Table 15 Chart: District Court New Case Filings by Judicial District Comparison FY 2023 and FY 2024....	25
Table 16: District Court Filings and Terminations.....	26-28
Table 17: Number of Court and Jury Trials Held in District Court.....	29-30
Table 17 Chart: Number of Court and Jury Trials Held in District Court Comparison FY2023 and FY2024	31
Table 18: District Court Civil Filings by Case Type FY 2024.....	32-61
Table 19: District Court Criminal Filings by Case Type FY 2024.....	62-70
Table 19 Chart: District Court Criminal Filings by Gender and Race FY 2024.....	71
Table 20: DUI-Felony Filings by District FY 2016 to FY 2024.....	72
Table 20 Chart: DUI-Felony Filings by District FY 2016 through 2024.....	73
Table 21: District Court Domestic Relations Filings by Case Type FY 2024.....	74-76
Table 22: District Court Juvenile Filings by Case Type FY 2024.....	77-91
Table 23: District Court Juvenile Delinquency Filings by Case Type FY 2024.....	92-107
Table 23 Chart: District Court Juvenile Delinquency Filings Gender and Race FY 2024.....	108
Table 24: District Court Mental Health Filings by Case Type FY 2024	109-114
Table 25: District Court Probate Filings by Case Type FY 2024	115-123

Table of Contents

IV. County Court

List of County Court Judges.....	124
County Court Narrative.....	125
Chart 3 and 4: County Court Filings- Proportion of Cases by Class, Ten Year Comparison FY 2015 and FY 2024.....	126
Table 26: County Court Filings, Terminations and Percent Change for FY 2023 and FY 2024.....	127
Table 26 Chart: FY 2023 Versus FY 2024	128
Table 27: County Court Caseload FY 2015 to FY 2024.....	129
Table 27 Chart: County Court New Case Filings FY 2015 through FY 2024	130
Table 28: County Court Filings, Terminations and Percent Change by Judicial District.....	131
Table 28 Chart: County Court New Case Filings by Judicial District FY 2023 Versus FY 2024.....	132
Table 29: County Court Filings and Terminations by Case Class FY 2024	133-135
Table 30: Court and Jury Trials for County Court FY 2024.....	136-138
Table 30: Chart: Number of Court and Jury Trials Held in County Court FY 2024	139
Table 31: County Court DUI/DWAI Filings by District FY 2015 to FY 2024.....	140
Table 31: Chart: DUI/DWAI New Filings FY 2015 to FY 2024	141
Table 32: County Court Civil Filings by Case Type FY 2024.....	142-144
Table 33: County Court Misdemeanor Filings by Case Type FY 2024	145-156
Table 33 Chart: County Court Misdemeanor Filings by Gender and Race FY 2024.....	157
Table 34: County Court Small Claims Filings by Case Type FY 2024	158-160
Table 35: County Court Traffic Filings by Case Type FY 2024	161-163
Table 35 Chart: County Court Traffic Filings Gender and Race FY 2024	164

V. Water Court

List of Water Court Judges.....	165
Water Court Narrative	166
Table 36: Filings, Claims and Percent Change by Water Division for FY 2023 and FY 2024	167

Table of Contents

VI. Office of Dispute Resolution

Office of Dispute Resolution Narrative	168-169
Table 37: ADR Services Provided by Case Type and Disposition Percentage, FY 2024	170
Table 38: ADR Services Provided by District and Case Type, FY 2024	171
Table 39: Mediation Services Provided by District and Case Type, FY 2024.....	172

VII. Office of Language Access

Office of Language Access Narrative	173-174
Table 40: Number of Events Requiring Language Access by Language	175

VIII. Financial Information

Budget/Financial Narrative	176
Chart D: FY 2024 Total State Appropriation.....	177
Chart E: FY 2024 Judicial Appropriation by Agency	177
Chart F: FY 2024 Judicial Appropriation Major Cost Category.....	178
Chart G: FY 2024 Judicial Appropriation Major Function.....	178
Collections Narrative.....	179
Table 41: Collections and Revenue	180-181
Chart H: Restitutions Collections	182
Chart I: Restitution Assessments and Totals Collected to Date.....	183-202
Chart J: Restitution Interest Collections	203

IX. Colorado Probation

List of Chief Probation Officers	204
Probation Overview Narrative.....	205
Chart 5: Probation Active Population on June 30 th , Ten Year Comparison	205

Table of Contents

Table 42: Grand Totals – Probation Adult Regular, Private, Juvenile Regular, Intensive Programs, Monitoring and Investigations FY 2023 and FY 2024	206
Chart 6: Probation Active Population on June 30th FY 2023 compared to FY 2024	207
Table 43: Colorado Adult Probation State Regular and Private Combined Successful/Unsuccessful Terminations FY 2024	208

Adult State Regular Probation

Narrative	209
Chart 7: New Adult Probationers by Gender-Ten Year Comparison	210
Chart 8: New Adult Probationers by Offense Type-Ten Year Comparison	210
Chart 9: New Adult Probationers by Age-Ten Year Comparison	211
Chart 10: New Adult Probationers by Ethnicity-Ten Year Comparison	211
Table 44: Adult Regular Probation: FY 2024 Investigations:	212
Table 45: Adult Regular Probation: FY 2024 New Clients by Offense Type	213
Table 46: Adult Regular Probation: FY 2024 New Clients by Court of Origin	214
Table 47: Adult Regular Probation: FY 2024 New Clients by Supervision Type	215
Table 48: Adult Regular Probation: FY 2024 New Clients by Gender	216
Table 49: Adult Regular Probation: FY 2024 New Clients by Age	217
Table 50: Adult Regular Probation: FY 2024 New Clients by Ethnic Group	218
Table 51: Adult Regular Probation: FY 2024 Successful/Unsuccessful Terminations	219
Table 52: Adult Regular Probation: FY 2024 All Probation Supervision Closure Types	220
Table 53: Adult Regular Probation: FY 2024 Type of Revocation	221
Table 54: Adult Regular Probation: FY 2024 Length of Stay	222
Table 55: Adult Regular Probation: FY 2024 State Adult and Private Adult Probation Active Clients on June 30, 2024	223
Table 56: Adult Regular Probation: FY 2024 Active Client Risk Levels on June 30, 2024	224
Table 57: Adult Regular Probation: FY 2024 Regular Adult, Domestic Violence and Sex Offender Client Risk Levels on June 30, 2024	225
Table 58: Adult Regular Probation: FY 2024 Problem Solving Court, Mental Health and Economic Crime Caseloads Client Risk Levels on June 30, 2024	226

Table of Contents

Private Probation

Narrative	227
Table 59: Private Probation: FY 2024 New Clients by Supervision Type	228
Table 60: Private Probation: FY 2024 New Clients by Gender	229
Table 61: Private Probation: FY 2024 New Clients by Age	230
Table 62: Private Probation: FY 2024 New Clients by Ethnic Group	231
Table 63: Private Probation: FY 2024 Successful/Unsuccessful Terminations	232
Table 64: Private Probation: FY 2024 All Closure Types	233
Table 65: Private Probation: FY 2024 Type of Revocation	234
Table 66: Private Probation: FY 2024 Length of Stay	235
Table 67: Private Probation: FY 2024 Active Client Risk Levels on June 30, 2024	236

Juvenile Regular Probation

Narrative	237
Chart 11: New Juvenile Regular Probationers by Gender-Ten Year Comparison	238
Chart 12: New Juvenile Regular Probationers by Offense Type –Ten Year Comparison	238
Chart 13: New Juvenile Regular Probationers by Age-Ten Year Comparison	239
Chart 14: New Juvenile Regular Probationers by Ethnicity – Ten Year Comparison	239
Table 68: Juvenile Regular Probation: FY 2024 Investigations	240
Table 69: Juvenile Regular Probation: FY 2024 New Clients by Offense Type	241
Table 70: Juvenile Regular Probation: FY 2024 New Clients by Supervision Type	242
Table 71: Juvenile Regular Probation: FY 2024 New Clients by Gender	243
Table 72: Juvenile Regular Probation: FY 2024 New Clients by Age	244
Table 73: Juvenile Regular Probation: FY 2024 New Clients by Ethnic Group	245
Table 74: Juvenile Regular Probation: FY 2024 Successful/Unsuccessful Terminations	246
Table 75: Juvenile Regular Probation: FY 2024 All Probation Supervision Closure Types	247
Table 76: Juvenile Regular Probation: FY 2024 Type of Revocation	248
Table 77: Juvenile Regular Probation: FY 2024 Length of Stay	249
Table 78: Juvenile Regular Probation: FY 2024 Active Client Risk Levels on June 30, 2024	250
Table 79: Juvenile Regular Probation: FY 2024 Active Regular Juvenile and Juveniles Who Have Committed Sexual Offenses Client Risk Levels on June 30, 2024	251

Table of Contents

Table 80: Juvenile Regular Probation: FY 2024 Active Problem-Solving Court and Mental Disorder Client Risk Levels on June 30, 2024 252

Intensive Probation Programs:

Narrative 253

Chart 15: Probation intensive Programs Active Population as of June 30-Ten Year Comparison 253

LS-Adult Intensive Supervision Probation (LSIP):

Narrative 254

Table 81: FY 2024 LS-Adult Intensive Supervision (LSIP) New Clients by Order Type 255

Table 82: FY 2024 LS-Adult Intensive Supervision (LSIP) Successful/Unsuccessful Terminations 256

Table 83: FY 2024 LS-Adult Intensive Supervision (LSIP) Discharges 257

Table 84: FY 2024 LS-Adult Intensive Supervision (LSIP) Type of Revocation 258

CC-Adult Intensive Supervision Probation (CCIP)

Narrative 259

Table 85: FY 2024 CC-Adult Intensive Supervision (CCIP) New Clients by Order Type 260

Table 86: FY 2024 CC-Adult Intensive Supervision (CCIP) Successful/Unsuccessful Terminations 261

Table 87: FY 2024 CC-Adult Intensive Supervision (CCIP) Discharges 262

Table 88: FY 2024 CC-Adult Intensive Supervision (CCIP) Type of Revocation 263

Sex Offender Intensive Supervision Probation (SOISP):

Narrative 264

Table 89: FY 2024 Sex Offender Intensive Supervision (SOISP) New Clients by Order Type 265

Table 90: FY 2024 Sex Offender Intensive Supervision (SOISP) Successful/Unsuccessful Terminations 266

Table 91: FY 2024 Sex Offender Intensive Supervision (SOISP) Discharges 267

Table 92: FY 2024 Sex Offender Intensive Supervision (SOISP) Type of Revocation 268

Table of Contents

Juvenile Intensive Supervision Probation (JISP):

Narrative	269
Table 93: FY 2024 Juvenile Intensive Supervision (JISP) New Clients by Order Type	270
Table 94: FY 2024 Juvenile Intensive Supervision (JISP) Successful/Unsuccessful Terminations	271
Table 95: FY 2024 Juvenile Intensive Supervision (JISP) Discharges	272
Table 96: FY 2024 Juvenile Intensive Supervision (JISP) Type of Revocation	273

Intensive Programs Summary:

Table 97: FY 2024 Intensive Programs Transition to Regular Probation	274
Table 98: FY 2024 Intensive Programs Active Client Summary on June 30, 2024	275

Victim Services:

Narrative	276
Table 99: Summary of Victim Services FY 2019 to FY 2024	277
Table 100: FY 2024 Victims Services Notifications	278
Table 101: FY2024 Victim Services Notification of Critical Probation Events	279

Alcohol and Drug Driving Safety Programs (ADDS):

Narrative	280
Table 102: ADDS: FY 2024 New State DUI/DWAI Monitored Clients	281
Table 103: ADDS: FY 2024 New State DUI/DWAI Monitored Clients by Gender	282
Table 104: ADDS: FY 2024 New State DUI/DWAI Monitored Clients by Ethnic Group	283
Table 105: ADDS: FY 2024 New State DUI/DWAI Monitored Clients by Age	284
Table 106: ADDS: FY 2024 State DUI/DWAI Monitored State Successful/Unsuccessful Terminations	285
Table 107: ADDS: FY 2024 State DUI/DWAI Monitored Clients Closure Types	286
Table 108: ADDS: FY 2024 State DUI/DWAI Monitored Clients Type of Revocation	287
Table 109: ADDS: FY 2024 State DUI/DWAI Monitored Clients Length of Stay	288
Table 110: ADDS: FY 2024 Total Active State DUI/DWAI Monitored Clients on June 30, 2024	289

Table of Contents

X. Glossary of Terms

Probation:	290-292
Supreme Court:	293-294
Trial Courts:	295-319

Foreword

The Colorado Judicial Branch joins the Legislative and Executive branches to form the government of the State of Colorado. The Judicial Branch is charged with two responsibilities: resolving disputes and supervising offenders on probation.

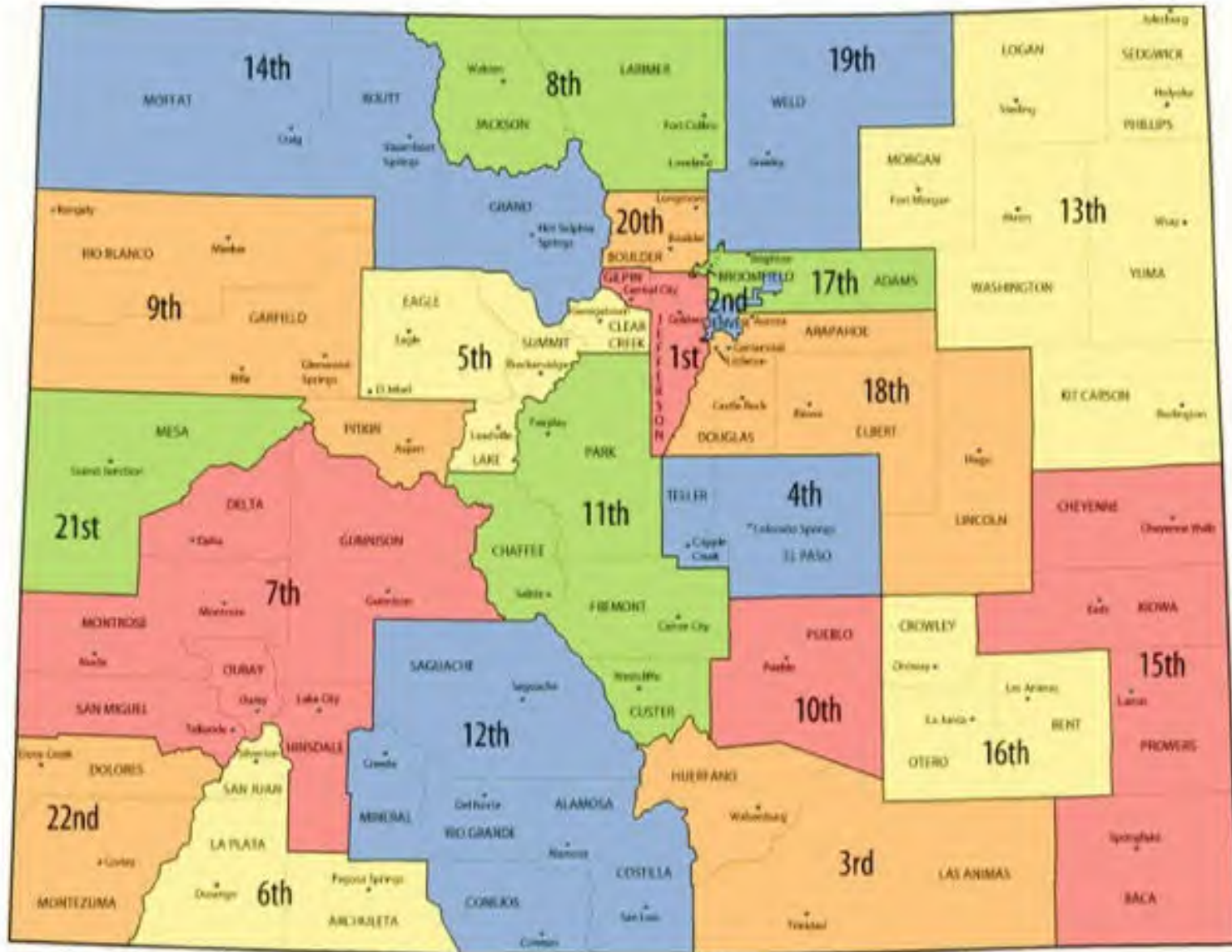
The Colorado Judicial Department Annual Statistical Report for Fiscal Year 2024 provides information about the Colorado state courts. Profiled in this report are caseload statistics for the Colorado Supreme Court, Court of Appeals, District Courts, County Courts, Water Courts, as well as summarized financial information for the Judicial Department.

All references in this report reflect data gathered for Fiscal Year 2024 (July 1, 2023 through June 30, 2024), unless otherwise specified. This report is also available electronically by accessing the Colorado Judicial Department's Web site by clicking the following link [Annual Statistical Report](https://www.coloradojudicial.gov/court-services/research-and-data) or entering the following address in your web browser.

(<https://www.coloradojudicial.gov/court-services/research-and-data>).

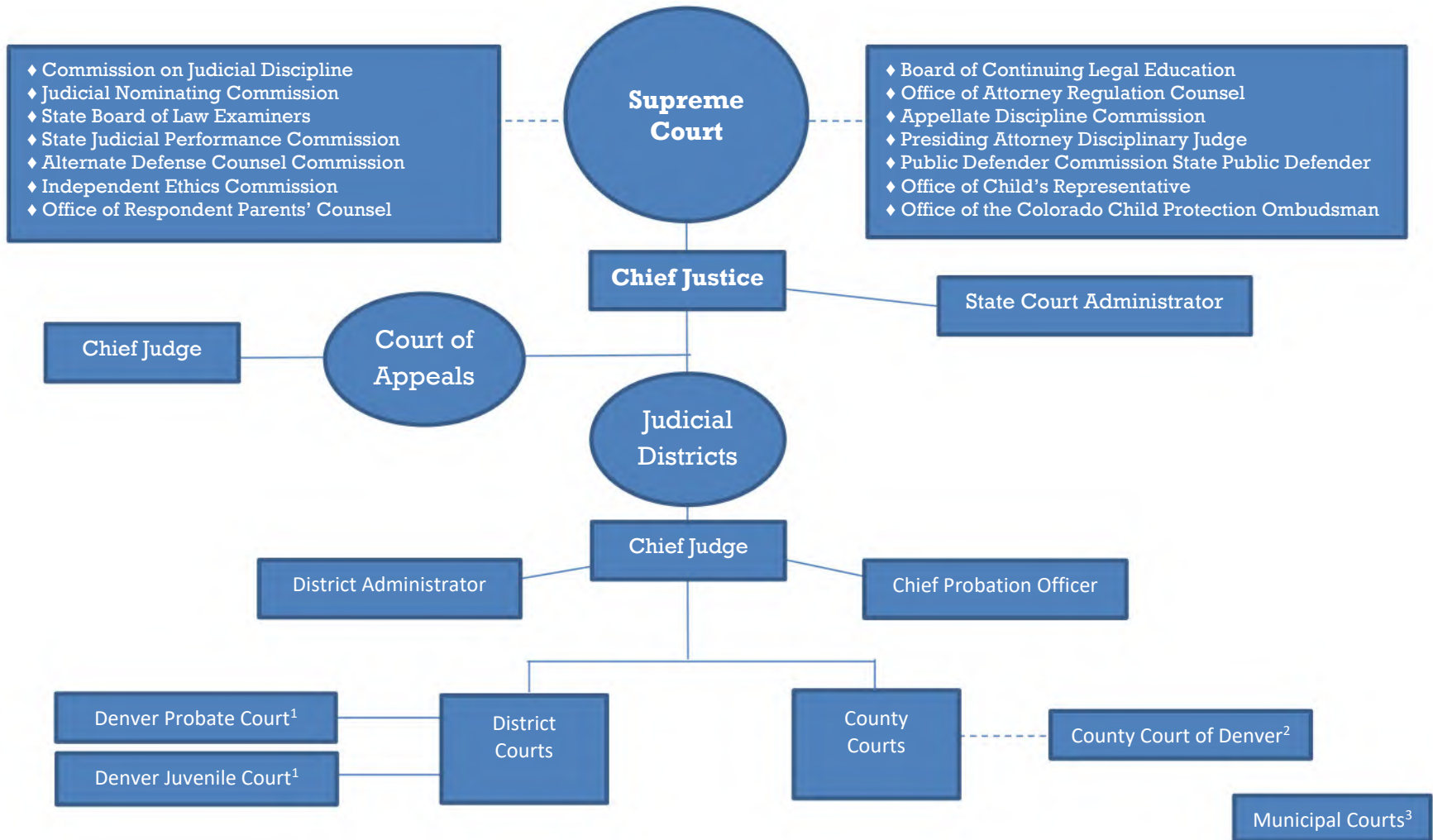
If you need additional information regarding this document, please contact the Office of the State Court Administrator, Court Services Division or Division of Probation Services at (720) 625-5000.

Colorado Judicial Districts



Organization Chart of the Judicial Branch

The Colorado court system consists of the Supreme Court, an intermediate Court of Appeals, district courts and county courts. Each county has both a district court and a county court. Special probate and juvenile courts created by the Colorado Constitution exist in the City and County of Denver. Colorado statutes also authorize locally funded municipal courts with jurisdiction limited to municipal ordinance violations.



1. Exclusive to the City and County of Denver. In the rest of the state, the district court is responsible for juvenile and probate matters.

2. The Denver County Court functions as a municipal as well as a county court and is separate from the state court system.

3. Created and maintained by local government but subject to Supreme Court rules and procedures.

A white mountain goat with curved horns is the central focus, standing on a rocky mountain slope. The goat is facing left, looking slightly towards the camera. The background shows a steep, rocky hillside with patches of green grass and a clear blue sky. In the foreground, there are large, reddish-brown rocks and a cluster of yellow wildflowers.

**Section I:
Supreme Court**

Photo Credit: Sherry Foco

Supreme Court

Justices and Sworn into Office Dates

Chief Justice Monica M. Márquez

Sworn into Office December 10, 2010
Retained for a term beginning January, 2015
Appointed Chief Justice July 26, 2024

Brian D. Boatright

Sworn into office November 21, 2011
Retained January, 2015
Served as Chief Justice January 1, 2021 through July 25, 2024

William W. Hood, III

Sworn into office January 13, 2014
Retained for a term beginning January, 2017

Richard L. Gabriel

Sworn into office September 1, 2015
Retained for a term beginning January, 2019

Melissa Hart

Sworn into office December 20, 2017
Retained for a term beginning January, 2021

Carlos A. Samour, Jr.

Sworn into office July 2, 2018
Retained for a term beginning January, 2021

Maria E. Berkenkotter

Sworn into office January 4, 2021

Colorado Supreme Court

The Colorado Supreme Court is the state's court of last resort. Its decisions are binding on all other Colorado state courts.

The Supreme Court is composed of seven justices who serve ten-year terms. The Chief Justice is selected from the membership of the body and serves at the pleasure of the justices. The Chief Justice also serves as the executive head of the Colorado Judicial Branch and is the ex-officio chair of the Supreme Court Nominating Commission. The Chief Justice appoints the Chief Judge of the Court of Appeals and the Chief Judge of each of the state's 22 judicial districts and is vested with the authority to assign judges (active or retired) to perform judicial duties.

Requests to review decisions of the Colorado Court of Appeals constitute a majority of the Supreme Court's filings. The Supreme Court also has direct appellate jurisdiction over cases in which a statute has been held to be unconstitutional, cases involving decisions of the Public Utilities Commission, writs of habeas corpus, cases involving adjudication of water rights, summary proceedings initiated under the Election Code, and prosecutorial appeals concerning search and seizure questions in pending criminal proceedings. All these appeals are filed directly with the Supreme Court, and, in these cases bypass the Court of Appeals. The Supreme Court also has exclusive jurisdiction to promulgate rules governing practice and procedure in civil and criminal actions.

Colorado's attorneys are licensed and disciplined by the Supreme Court. The court's attorney regulation system, funded by attorney registration fees, polices the profession. In addition, the court oversees the State Court Administrator, Board of Continuing Legal Education, Board of Law Examiners, Commission on Judicial Discipline, and Unauthorized Practice of Law Committee.

Oral arguments are open to the public and you are welcome to visit the court. Oral arguments are also streamed live on the court's website. For more information, please contact the Clerk of the Colorado Supreme Court, at 2 East 14th Avenue, Denver, Colorado 80203; or call (720) 625-5150 or (800) 888-0001.

Case announcements, oral argument schedules, rules, Chief Justice Directives, protocols, links to committees and commissions, and general information about the court is available on the Judicial Branch's website.

[Click here to visit the Supreme Court's webpage.](#)

**Table 1:
Supreme Court Caseload
Fiscal year end
2003 through FYE 2024**

Fiscal Year	Cases Pending July 1	Cases Filed	Total Caseload	Cases Terminated	Cases Pending June 30
2002-03	425	1,401	1,826	1,441	385
2003-04	385	1,317	1,702	1,319	383
2004-05	383	1,466	1,849	1,451	398
2005-06	398	1,393	1,791	1,400	391
2006-07	391	1,534	1,925	1,450	475
2007-08	475	1,657	2,132	1,760	372
2008-09	372	1,643	2,015	1,554	461
2009-10	461	1,518	1,979	1,554	425
2010-11	425	1,387	1,812	1,440	372
2011-12	372	1,494	1,866	1,612	254
2012-13	254	1,457	1,711	1,508	203
2013-14	203	1,465	1,668	1,401	267
2014-15	267	1,549	1,816	1,624	192
2015-16	192	1,494	1,686	1,522	164
2016-17	164	1,285	1,449	1,012	437
2017-18	437	1,231	1,668	1,216	452
2018-19	452	1,333	1,785	1,359	426
2019-20	426	1,474	1,900	1,571	329
2020-21	329	1,503	1,832	1,460	372
2021-22	372	1,502	1,874	1,400	474
2022-23	474	1,451	1,925	1,403	522
2023-24	522	1,340	1,862	1,373	489

(a) Terminations include cases transferred to the Court of Appeals.

**Table 2:
Distribution of Case Filings in the Supreme Court
Fiscal Year End 2003
through FYE 2024**

Fiscal Year	Transfers			Total Filings
	Direct Filings	From Court of Appeals*	Reopened Cases	
2003-04	1,310	7	0	1,317
2004-05	1,463	3	0	1,466
2005-06	1,387	6	0	1,393
2006-07	1,530	4	0	1,534
2007-08	1,653	4	0	1,657
2008-09	1,638	5	0	1,643
2009-10	1,504	14	0	1,518
2010-11	1,379	8	0	1,387
2011-12	1,485	9	0	1,494
2012-13	1,455	2	0	1,457
2013-14	1,458	7	0	1,465
2014-15	1,534	15	0	1,549
2015-16	1,479	15	0	1,494
2016-17	1,281	4	0	1,285
2017-18	1,255	2	0	1,257
2018-19	1,333	4	0	1,337
2019-20	1,455	19	0	1,474
2020-21	1,503	7	1	1,511
2021-22	1,489	13	5	1,507
2022-23	1,451	33	0	1,484
2023-24	1,340	6	0	1,346

*transfers from court of appeals includes only the cases where the supreme court accepted the transfer request

**Table 3:
Distribution by Type of Case Filed in the Supreme Court
Fiscal Year End 2020 through FYE 2024***

	19-20	20-21	21-22	22-23	23-24
Criminal Appeals					
Death Penalty	0	0	0	0	0
Interlocutory	11	6	11	8	10
By defendant (constitutional)	0	1	0	0	0
By People (constitutional)	0	1	0	0	0
Civil Appeals					
Constitutional Challenge	1	1	0	0	1
Elections	5	1	4	4	1
Habeas Corpus	60	33	37	52	41
P.U.C.	1	0	1	0	2
Water	3	3	1	4	3
Petitions for Certiorari review	1065	949	952	977	925
Original Proceedings					
Habeas Corpus (C.A.R. 21)	35	15	22	42	29
Certified Question of Law (C.A.R. 21.1)	2	2	0	1	3
Other under C.A.R. 21	172	228	227	192	205
In Attorney Admissions (C.R.C.P. 206)	25	71	42	42	18
Statutory					
Ballot Title Reviews	49	13	42	7	36
Interrogatories	1	2	0	0	0
Reapportionment/Redistricting	0	0	4	0	0
Discipline - Attorney	6	3	5	11	9
Discipline - Judge	2	2	3	6	2
Disability - Attorney	0	0	0	0	0
Disability - Judge	1	0	0	0	0
Discipline - Unauthorized Practice of Law	6	5	5	2	2
Continuing Legal Education	1	135	115	84	34
Multi-District Litigation	24	25	29	17	16
Miscellaneous	4	7	2	2	3
Total	1,474	1,503	1,502	1,451	1,340

*Table 3 was updated in FYE2020 to reflect the current case type data collected in the supreme court

**Table 4:
Distribution of Case Terminations
Fiscal Year End 2003
through 2024**

Fiscal Year	Disposed of by Written Opinion	Disposed of Without Opinion	Total Dispositions	Transferred to Court of Appeals	Total Terminations
2002-03	85	1,354	1,439	2	1,441
2003-04	89	1,228	1,317	2	1,319
2004-05	93	1,357	1,450	1	1,451
2005-06	78	1,321	1,399	1	1,400
2006-07	86	1,361	1,447	3	1,450
2007-08	99	1,658	1,757	3	1,760
2008-09	67	1,484	1,551	3	1,554
2009-10	75	1,478	1,553	1	1,554
2010-11	98	1,339	1,437	3	1,440
2011-12	76	1,533	1,609	3	1,612
2012-13	77	1,429	1,506	2	1,508
2013-14	88	1,313	1,401	0	1,401
2014-15	67	1,557	1,624	1	1,625
2015-16	73	1,449	1,522	0	1,522
2016-17	109	903	1,012	0	1,012
2014-15	67	1,557	1,624	1	1,625
2015-16	73	1,449	1,522	0	1,522
2016-17	103	903	1,012	0	1,012
2017-18	92	1,124	1,216	0	1,216
2018-19	102	1,192	1,294	2	1,296
2019-20	102	1,327	1,429	4	1,433
2020-21	82	1,376	1,458	2	1,460
2021-22	60	1,398	1,458	5	1,463
2022-23	64	1,339	1,403	0	1,403
2023-24	73	1,270	1,343	2	1,345

**Table 5:
Supreme Court Written Opinions
Fiscal Year End
2006 through 2024**

Fiscal Year	Number of Opinions Announcing Judgment of the Court	Number of Partial Concurrences and Dissents	Number of Dissents	Number of Concurrences and Special Concurrences	Total Number of Written Opinions
2005-06	78	7	18	8	111
2006-07	83	2	19	12	116
2007-08	95	6	32	14	147
2008-09	66	3	33	8	110
2009-10	68	9	22	4	103
2010-11	98	9	29	4	140
2011-12	76	7	33	8	124
2012-13	77	6	27	11	121
2013-14	88	11	27	11	137
2014-15	67	10	16	4	97
2015-16	73	2	27	8	110
2016-17	103	5	30	18	156
2017-18	92	6	18	1	117
2018-19	102	4	23	11	140
2019-20	102	7	21	7	137
2020-21	82	7	30	3	122
2021-22	60	2	9	4	75
2022-23	64	1	20	8	93
2023-24	73	3	16	8	100

**Tables 6 and 7:
Distribution of Supreme Court Cases At Issue and
Not At Issue FYE 2024**

Table 6 Distribution of Supreme Court Cases at Issue End of FY 2024					
	Original Proceedings	Certiorari	Appeals	Grievances	Total
Cases at issue awaiting oral argument	0	4	0	0	4
Cases at issue awaiting submission of briefs	0	0	9	0	9
Cases orally argued awaiting opinion	0	7	3	0	10
Cases submitted without argument	4	1	0	0	14
Opinions announced awaiting action on rehearing	5	10	3	1	19
Total	9	22	15	1	56

Table 7 Distribution of Supreme Court Cases Not at Issue End of FY 2024	
Pending Cases	Total
Certiorari granted, awaiting briefs on merits	23
Certiorari pending (pre-merit)	367
Appeals pending	25
Original proceedings pending	11
Interlocutory appeals pending	2
Grievance matters pending	2
Unauthorized practice pending	2
Judicial discipline pending	1
Total*	433

*MDL cases not included in the total



**Section II:
Court of Appeals**

Photo Credit: Sherry Foco

Court of Appeals

Judges and Appointment Dates

Chief Judge Gilbert M. Román

Appointed: August 1, 2005
Appointment Chief Judge: October 8, 2021

John D. Dailey

Appointed: January 7, 2000
Retired: December 31, 2023

David Furman

Appointed: December 16, 2005
Retired: December 31, 2023

Jerry N. Jones

Appointed: July 5, 2006

Maria Teresa “Terry” Fox

Appointed: January 7, 2011

Stephanie Dunn

Appointed: November 23, 2012

Anthony J. Navarro

Appointed: January 18, 2013

Elizabeth L. Harris

Appointment: July 23, 2015

Rebecca Rankin Freyre

Appointment: November 16, 2015

Craig R. Welling

Appointment: January 16, 2017

Ted C. Tow III

Appointment: February 13, 2018

Lino S. Lipinsky de Orlov

Appointment: January 9, 2019

Matthew D. Grove

Appointment: January 9, 2019

Jaclyn Casey Brown

Appointment: June 1, 2019

Sueanna P. Johnson

Appointment: June 1, 2019

Christina F. Gomez

Appointment: February 27, 2020

David H. Yun

Appointment: March 2, 2020

W. Eric Kuhn

Appointment: July 7, 2021

Timothy J. Schutz

Appointment: January 1, 2022

Kari L. Schock

Appointment: September 15, 2022

Katharine E. Lum

Appointment: November 16, 2022

Pax L. Moultrie

Appointment: January 1, 2024

Grant T. Sullivan

Appointment: January 1, 2024

Colorado Court of Appeals

The Colorado Court of Appeals is the state's intermediate appellate court. As of July 1, 2008, the Court consists of 22 judges who are retained by the public to serve eight-year terms. The Court sits in three-member divisions to decide cases. The Chief Judge, appointed by the Chief Justice of the Supreme Court, assigns judges to the divisions and rotates their assignments.

The mission of the Court of Appeals is to provide the citizens of Colorado with clear, impartial, and timely resolutions of appealed orders and judgments as provided by law. The Court of Appeals was created by statute; accordingly, jurisdiction is limited to the areas specified by state statute, together with the inherent powers granted to all courts.

Established under Section 1 of Article VI of the [Colorado Constitution](#) and Section 13-4-101, et seq., C.R.S. ([Colorado Revised Statutes](#)), the Court of Appeals has initial jurisdiction, with exceptions, over appeals from the Colorado District Courts, Denver Probate Court, and Denver Juvenile Court. In addition, the Court of Appeals has specific appellate jurisdiction over decisions originating from a number of state administrative boards and agencies, including the Industrial Claim Appeals Office. Reviews of the Court of Appeals' decisions are directed to the Colorado Supreme Court.

[Click here to visit the Court of Appeals' webpage.](#)

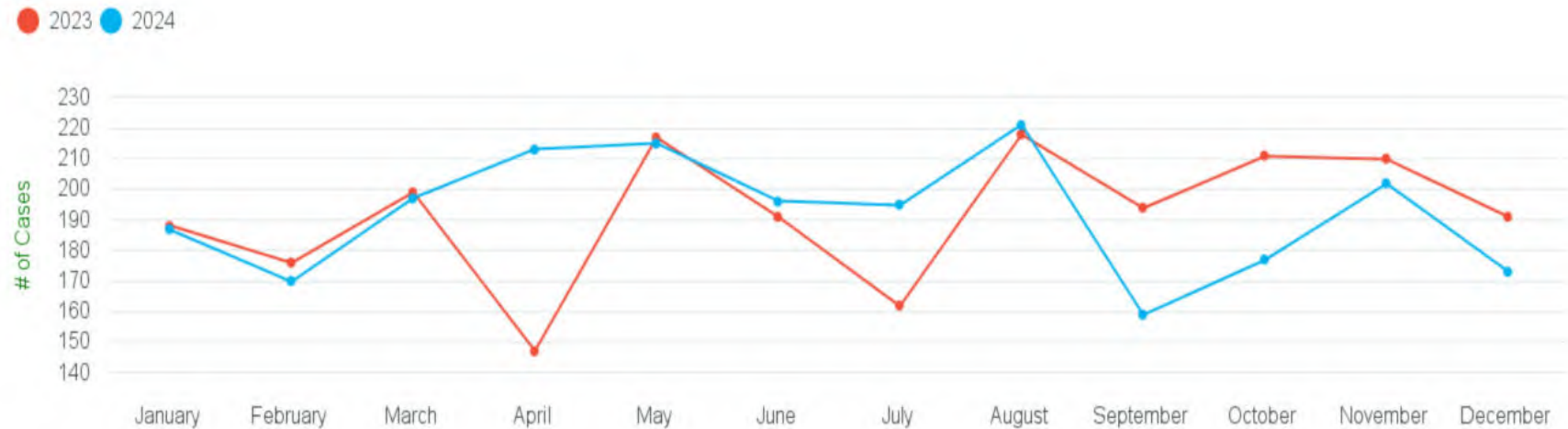
**Table 8:
Colorado Court of Appeals New Filings by Case Type
Fiscal Year 2024**

	Civil			Criminal			Industrial Claims			Juvenile			Month Total		
	2023	2024	% Change	2023	2024	% Change	2023	2024	% Change	2023	2024	% Change	2023	2024	% Change
July	72	90	25.0%	60	80	33.3%	5	5	0.0%	25	20	-20.0%	162	195	20.4%
August	88	91	3.4%	97	83	-14.4%	10	8	-20.0%	23	39	69.6%	218	221	1.4%
September	77	68	-11.7%	65	67	3.1%	12	6	-50.0%	40	18	-55.0%	194	159	-18.0%
October	83	68	-18.1%	98	79	-19.4%	8	4	-50.0%	22	26	18.2%	211	177	-16.1%
November	88	92	4.5%	76	74	-2.6%	13	3	-76.9%	33	33	0.0%	210	202	-3.8%
December	78	82	5.1%	78	61	-21.8%	6	10	66.7%	29	20	-31.0%	191	173	-9.4%
January	82	76	-7.3%	77	78	1.3%	10	7	-30.0%	19	26	36.8%	188	187	-0.5%
February	65	79	21.5%	73	54	-26.0%	10	9	-10.0%	28	28	0.0%	176	170	-3.4%
March	80	108	35.0%	77	65	-15.6%	11	4	-63.6%	31	20	-35.5%	199	197	-1.0%
April	61	70	14.8%	58	103	77.6%	6	11	83.3%	22	29	31.8%	147	213	44.9%
May	93	97	4.3%	87	74	-14.9%	5	10	100.0%	32	34	6.3%	217	215	-0.9%
June	84	95	13.1%	79	70	-11.4%	9	9	0.0%	19	22	15.8%	191	196	2.6%
YTD Total	951	1,016	6.8%	925	888	-4.0%	105	86	-18.1%	323	315	-2.5%	2,304	2,305	0.0%

	YTD Total		
	2023	2024	% Change
July	162	195	20.4%
August	380	416	9.5%
September	574	575	0.2%
October	785	752	-4.2%
November	995	954	-4.1%
December	1,186	1,127	-5.0%
January	1,374	1,314	-4.4%
February	1,550	1,484	-4.3%
March	1,749	1,681	-3.9%
April	1,896	1,894	-0.1%
May	2,113	2,109	-0.2%
June	2,304	2,305	0.0%

CY2024 Filings - 2,305

Chart A



**Table 9:
Colorado Court of Appeals Dispositions
Fiscal Year 2024**

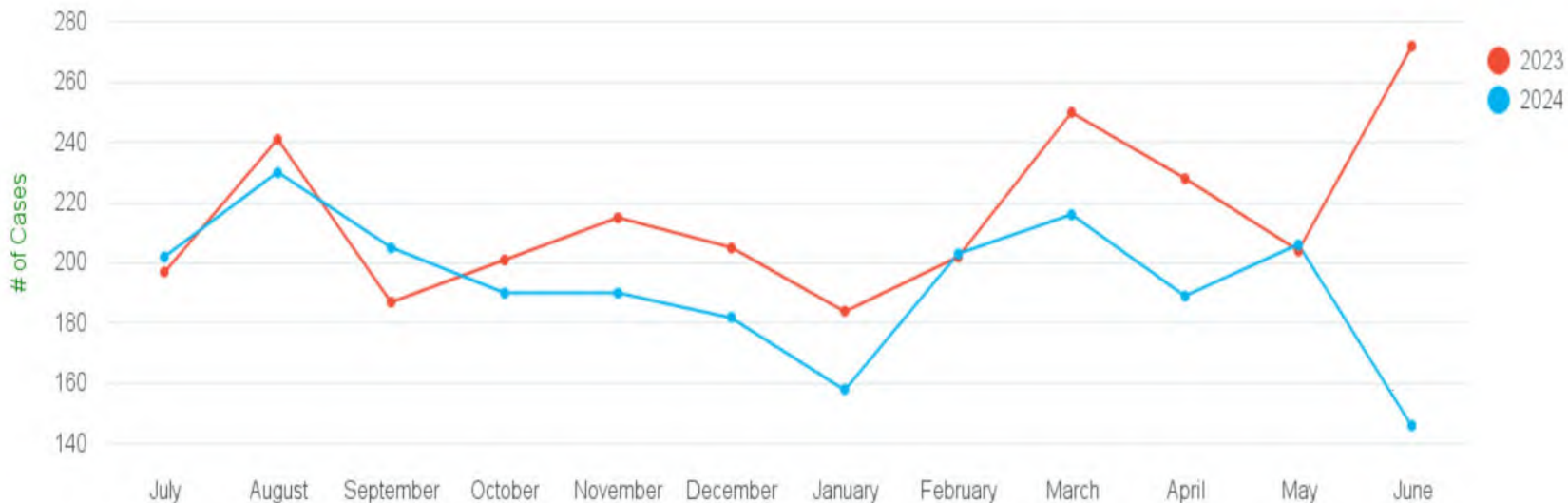
Month	Published Opinions			Unpublished Opinions			Dismissed			Closed and Consolidated			Transfers			Month Total		
	2023	2024	% Change	2023	2024	% Change	2023	2024	% Change	2023	2024	% Change	2023	2024	% Change	2023	2024	% Change
July	18	8	-55.6%	114	133	16.7%	61	56	-8.2%	3	4	33.3%	1	1	0.0%	197	202	2.5%
August	8	6	-25.0%	151	148	-2.0%	73	68	-6.8%	5	6	20.0%	4	2	-50.0%	241	230	-4.6%
September	12	11	-8.3%	112	118	5.4%	59	72	22.0%	3	3	0.0%	1	1	0.0%	187	205	9.6%
October	10	10	0.0%	113	129	14.2%	68	45	-33.8%	2	7	250.0%	8		-100.0%	201	191	-5.0%
November	10	12	20.0%	150	130	-13.3%	45	47	4.4%	5	1	-80.0%	5		-100.0%	215	190	-11.6%
December	15	11	-26.7%	127	114	-10.2%	52	51	-1.9%	7	7	0.0%	4		-100.0%	205	183	-10.7%
January	10	9	-10.0%	107	82	-23.4%	55	63	14.5%	6	4	-33.3%	6		-100.0%	184	158	-14.1%
February	10	13	30.0%	118	143	21.2%	66	42	-36.4%	7	3	-57.1%	1	2	100.0%	202	203	0.5%
March	12	5	-58.3%	171	125	-26.9%	60	84	40.0%	5	2	-60.0%	2		-100.0%	250	216	-13.6%
April	6	10	66.7%	148	114	-23.0%	71	59	-16.9%	3	6	100.0%				228	189	-17.1%
May	7	17	142.9%	150	114	-24.0%	41	73	78.0%	7	1	-85.7%	1	1		205	206	0.5%
June	18	4	-77.8%	147	78	-46.9%	101	58	-42.6%	5	7	40.0%	1		-100.0%	272	147	-46.0%
YTD Totals	136	116	-14.7%	1,608	1,428	-11.2%	752	718	-4.5%	58	51	-12.1%	33	7	-78.8%	2,587	2,320	-10.3%

Total Change in Opinions: -11.5%

	YTD Total		
	2023	2024	% Change
July	197	202	2.5%
August	438	432	-1.4%
September	625	637	1.9%
October	826	828	0.2%
November	1,041	1,018	-2.2%
December	1,246	1,201	-3.6%
January	1,430	1,359	-5.0%
February	1,632	1,562	-4.3%
March	1,882	1,778	-5.5%
April	2,110	1,967	-6.8%
May	2,315	2,173	-6.1%
June	2,587	2,320	-10.3%

CY2024 Dispositions - 2,320

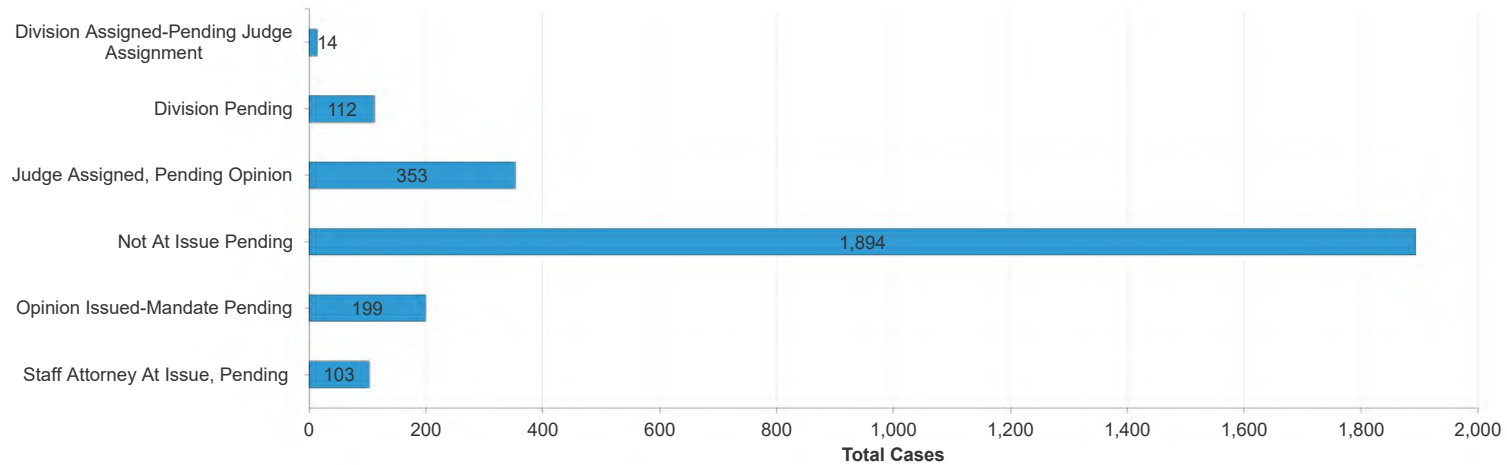
Chart B



**Table 10:
Colorado Court of Appeals Total Pending Cases
Fiscal Year 2024**

Total Cases	Division Assigned-Pending Judge Assignment	Division Pending	Judge Assigned, Pending Opinion	Not At Issue Pending	Opinion Issued-Mandate Pending	Staff Attorney At Issue, Pending	Total
Civil - Agency		2		5	11	3	21
Civil - Domestic Relations	1	6		38	144	28	254
Civil - Other	3	57		93	328	64	545
Criminal - Direct Appeal	6	24		96	790	41	968
Criminal - Other		4		28	192	12	244
Criminal - Rule 35 Appeal	2	9		42	261	19	342
ICAO Unemployment				3	19	6	34
ICAO Workers Compensation		3		2	5	2	16
Juvenile - Delinquent		2		3	33	2	40
Juvenile - Dependency & Neglect	2	3		41	101	22	194
Juvenile - Other		2		2	10	3	17
Total	14	112		353	1,894	199	2,675

Chart C



**Table 11
Colorado Court of Appeals Change in Pending Cases
Fiscal Year 2024**

Not at Issue Pending

Total Cases	2023	2024
Civil - Agency	11	11
Civil - Domestic Relations	123	144
Civil - Other	301	325
Criminal - Direct Appeal	654	789
Criminal - Other	176	191
Criminal - Rule 35 Appeal	275	261
ICAO Unemployment	10	19
ICAO Workers Compensation	3	5
Juvenile - Delinquent	19	33
Juvenile - Dependency & Neglect	93	101
Juvenile - Other	11	10
Total	1,676	1,889

Cases Ready for Opinion (at-issue through announcement case status)

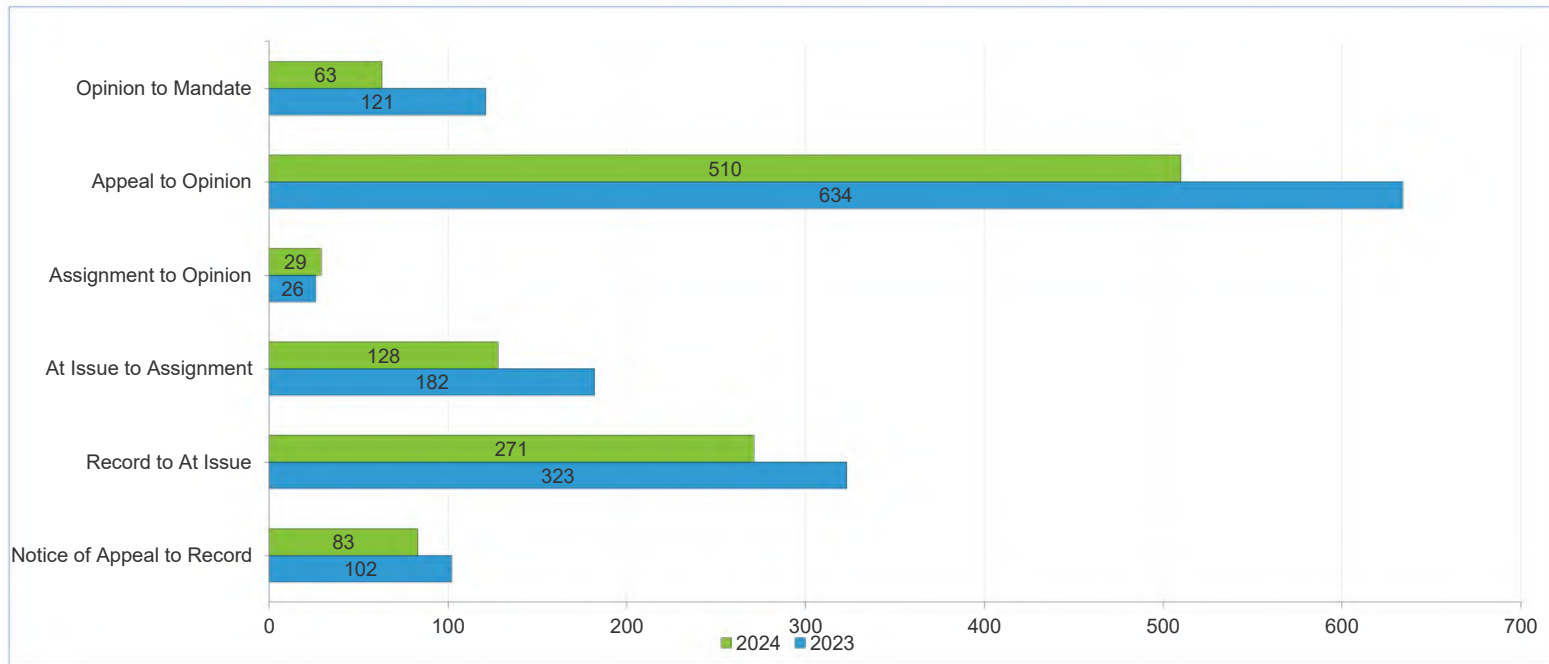
Total Cases	2023	2024
Civil - Agency	2	7
Civil - Domestic Relations	58	78
Civil - Other	164	146
Criminal - Direct Appeal	172	104
Criminal - Other	62	36
Criminal - Rule 35 Appeal	98	50
ICAO Unemployment	16	9
ICAO Workers Compensation	7	8
Juvenile - Delinquent	4	5
Juvenile - Dependency & Neglect	83	61
Juvenile - Other	6	6
Total	672	510

Total Cases Pending on Docket

CY 2023	CY 2024
2,348	2,399

**Table 12:
Colorado Court of Appeals Average Age of Cases
Fiscal Year 2024**

	Case Type	Total Cases	Notice of Appeal to Record	Record to At Issue	At Issue to Assignment	Assignment to Opinion	Total Appeal to Opinion	Opinion to Mandate
CR	Criminal - Direct Appeal	343	134	509	144	34	842	77
	Criminal - Other	123	82	372	132	28	624	59
	Criminal - Rule 35 Appeal	226	83	402	128	19	640	77
CV	Civil - Agency	11	86	143	128	42	400	41
	Civil - Domestic Relations	125	73	167	168	17	428	60
	Civil - Other	373	68	152	136	31	375	65
IC	ICAO Unemployment	39	19	33	91	11	159	40
	ICAO Workers Compensation	13	52	50	125	27	253	38
JV	Juvenile - Delinquent	10	90	377	139	35	641	46
	Juvenile - Dependency & Neglect	264	56	70	85	17	233	44
	Juvenile - Other	14	80	154	85	11	372	51
Average and Totals		1,541	87	292	130	26	539	65





**Section III:
District Court**

Photo Credit: Sherry Foco

District Court Judges

This list contains the names of Judges that served during FY2024.

First Judicial District

Jeffrey R. Pilkington, Chief Judge
Randall C. Arp
Jason Carrithers
Chantel Contiguglia
Diego Hunt
Russell Klein
Ryan Loewer
Philip J. McNulty
Meegan Miloud
Andrew Poland
Christopher Rhomey
Tamara Russell
Lindsay Sandoval
Todd L. Vriesman
Christopher Zenisek
Robert Lochary (retired)
Ann Gail Meinster (retired)
Lily W. Oeffler (retired)

Second Judicial District

Christopher Baumann, Chief Judge
Lisa Arnolds
Mark T. Bailey
Nikea T. Bland
Karen L. Brody
Jill D. Dorancy
Martin F. Egelhoff
J. Eric Elliff
Ericka F.H. Englert
Adam J. Espinosa
Kandace Gerdes
David Goldberg
Jay S. Grant
Eric M. Johnson
A. Bruce Jones
Andrew Luxen
Andrew McCallin
Marie A. Moses
Alex Myers
Jon Olafson
Anita M. Schutte
Stephanie L. Scoville
Darryl F. Shockley
Jennifer L. Torrington
Demetria E. Trujillo
Sarah B. Wallace
Christine C. Antoun (deceased)
Shelley I. Gilman (retired)

Denver Juvenile Court

Elizabeth McCarthy, Presiding Judge
Lisa Gomez

Denver Probate Court

Elizabeth D. Leith, Presiding Judge

Third Judicial District

John "Clay" McKisson, Chief Judge
Pierce Fowler

Fourth Judicial District

Erin Lynn Sokol, Chief Judge
William B. Bain
Eric Bentley
Lin Billings Vela
Jill Brady
Robin Chittum
Jessica Curtis
Samuel Evig
Laura Findorff
David A. Gilbert
Monica Gomez
Hilary Gurney
Marcus Henson
Frances Johnson
Diana May
Michael P. McHenry
Chad Miller
Catherine Mitchell Helton
William Moller
Amanda Philipps
David Prince
Scott A. Sells
David L. Shakes
Gregory R. Werner
Thomas Kane (retired)
Marla Prudek (retired)

Fifth Judicial District

Paul Dunkelman, Chief Judge
Catherine Cheroutes
Rachel Olguin-Fresquez
Reed Owens
Karen A. Romeo
Jonathan Shamis

Sixth Judicial District

Jeffrey R. Wilson, Chief Judge
Suzanne F. Carlson
Kim Shropshire
Anthony Nathaniel Baca

Seventh Judicial District

J. Steven Patrick, Chief Judge
Mary E. Deganhart
D. Cory Jackson
Steven L. Schultz
Keri Yoder

Eighth Judicial District

Susan Blanco, Chief Judge
Carroll Michelle Brinegar
Sarah Cure
Laurie Dean
Joseph Findley
Stephen Jouard
Gregory M. Lammons
Daniel McDonald
Juan G. Villaseñor

Ninth Judicial District

John F. Neiley, Chief Judge
Denise K. Lynch
Elise Myer
Anne Norrdin
Christopher Seldin

Tenth Judicial District

Gregory Styduhar, Chief Judge
William Alexander
Michelle Chostner
Allison Ernst
Thomas B. Flesher
Amiel Markenson
Timothy O'Shea
Tayler Thomas

Eleventh Judicial District

Patrick W. Murphy, Chief Judge
Amanda Hunter
Kaitlin Turner
Lynette M. Wenner

Twelfth Judicial District

Amanda Hopkins, Chief Judge
Michael A. Gonzales
Amanda C. Hopkins
Crista L. Newmyer-Olsen
Kimberly D. Cortez-Rodriguez

Thirteenth Judicial District

Carl McGuire III, Chief Judge
Stephanie Gagliano
Justin Haenlein
Charles M. Hobbs
Robert James

Fourteenth Judicial District

Michael A. O'Hara III, Chief Judge
Mary C. Hoak
Brittany A. Schneider
Sandra H. Gardner (retired)

Fifteenth Judicial District

Michael J. Davidson, Chief Judge
Tarryn Johnson

Sixteenth Judicial District

Mark A. MacDonnell, Chief Judge
Samuel S. Vigil

Seventeenth Judicial District

Kyle P. Seedorf, Chief Judge
Caryn Datz
Sean P. Finn
Rayna Gokli
Arturo Hernandez
Sharon Holbrook
Emily C. Lieberman
Brett Martin
Patrick H. Pugh
Jeffrey Ruff
Jeffrey A. Smith
Kelley R. Southerland
Sarah Stout
Teri L. Vasquez
Donald S. Quick (retired)
Roberto Ramirez (retired)

Eighteenth Judicial District

Michelle Amico, Chief Judge
Andrew C. Baum
Jacob Edson
Benjamin Figa
Thomas Henderson
Clay Hurst
Michelle Jones
David Karpel
Vicki Klingensmith
Gary M. Kramer
Baker Laquanya
Ben L. Leutwyler
Cajardo Lindsey
Robert R. Lung
Bonnie H. McLean
Theresa Slade
Natalie Striklin
Ryan J. Stuart
Don Toussaint
Darren L. Vahle
Elizabeth Volz
Shay Whitaker
Eric White
Joseph Whitfield
Patricia Herron (retired)
Jeffrey K. Holmes (retired)
Cynthia D. Mares, (retired)
Peter Michaelson, (retired)

Nineteenth Judicial District

Julie Hoskins, Chief Judge
Anita Crowther
Allison Esser
Audrey Galloway
W. Troy Hause
Timothy Kerns
Marcelo A. Kopcow
Shannon Lyons
Kimberly Schutt
Todd Taylor
Vicente Vigil

Twentieth Judicial District

Ingrid S. Bakke, Chief Judge
J. Keith Collins
Robert R. Gunning
Andrew Hartman
Bruce Langer
J. Chris Larson
Dea Lindsey
Thomas F. Mulvahill
Nancy Salomone
Patrick Butler (retired)

Twenty-First Judicial District

Brian J. Flynn, Chief Judge
Matthew D. Barrett
Craig Henderson
Gretchen Larson
Valerie J. Robinson
Jeremy Chaffin
Richard Gurley (retired)

Twenty-Second Judicial District

Todd J. Plewe, Chief Judge
William Furse

Photo Credit: Sherry Foco

Court Executives

Trial Courts

**FIRST
JUDICIAL DISTRICT**
Jennifer Mendoza

**SECOND JUDICIAL
DISTRICT COURT**
Jennifer Jantz

**SECOND JUDICIAL
DISTRICT JUVENILE**
Abigail Young

**SECOND JUDICIAL
DISTRICT PROBATE**
Amber Roth

**THIRD
JUDICIAL DISTRICT**
Bob Kreiman

**FOURTH
JUDICIAL DISTRICT**
Scott Sosebee

**FIFTH
JUDICIAL DISTRICT**
Michael Pisciotta

**SIXTH
JUDICIAL DISTRICT**
Eric A. Hogue

**SEVENTH
JUDICIAL DISTRICT**
Leslie German

**EIGHTH
JUDICIAL DISTRICT**
Kerry Hong

**NINTH
JUDICIAL DISTRICT**
Lynn Reed

**TENTH
JUDICIAL DISTRICT**
Laura Snyder

**ELEVENTH
JUDICIAL DISTRICT**
Lisa Rowe

**TWELFTH
JUDICIAL DISTRICT**
Kyle Gustafson

**THIRTEENTH
JUDICIAL DISTRICT**
Douglas Short

**FOURTEENTH
JUDICIAL DISTRICT**
Peggy Gentles

**FIFTEENTH
JUDICIAL DISTRICT**
Diane Crow

**SIXTEENTH
JUDICIAL DISTRICT**
C.J. Montoya

**SEVENTEENTH
JUDICIAL DISTRICT**
Patricia Kmitta

**EIGHTEENTH
JUDICIAL DISTRICT**
Jenni Turnidge

**NINETEENTH
JUDICIAL DISTRICT**
Marci Hoffman

**TWENTIETH
JUDICIAL DISTRICT**
Tracey Sogi

**TWENTY-FIRST
JUDICIAL DISTRICT**
Will Sightler

**TWENTY-SECOND
JUDICIAL DISTRICT**
Eric A. Hogue

District Court

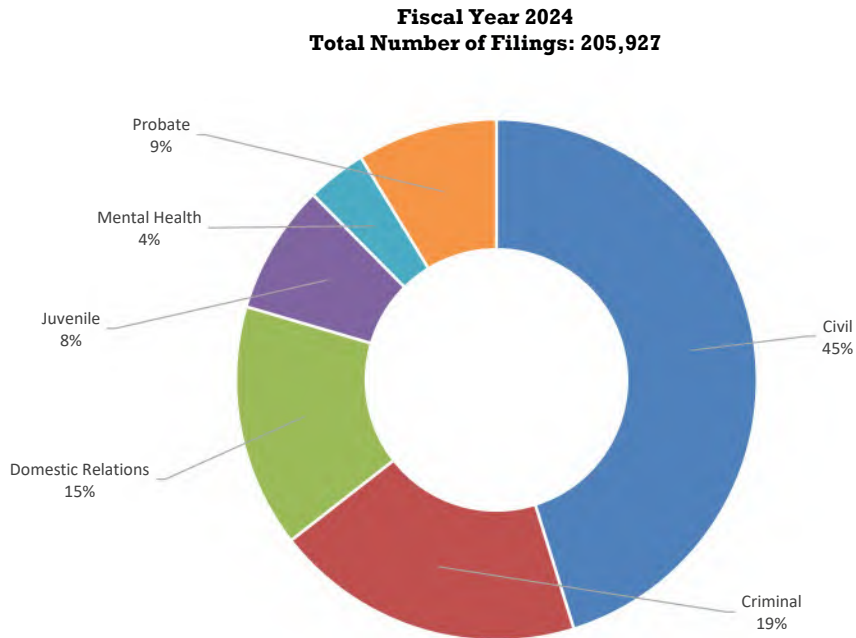
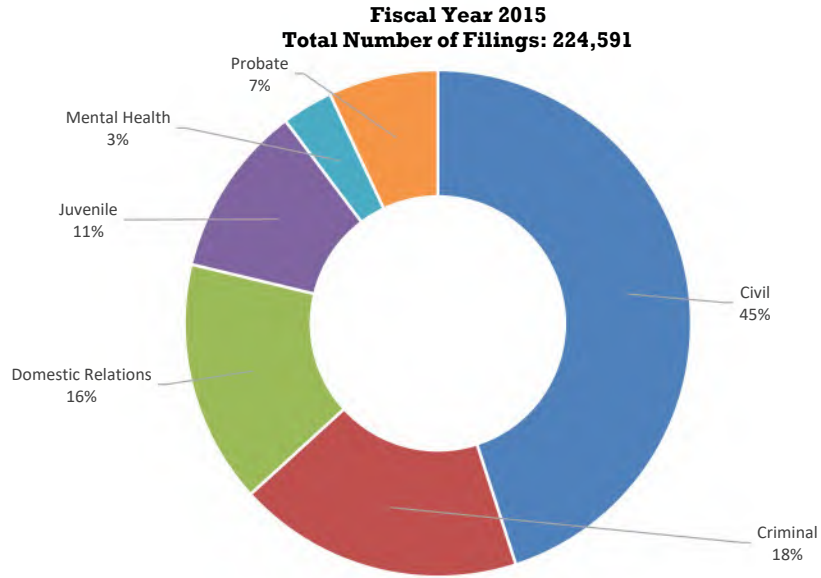
Colorado is sectioned into 22 Judicial Districts encompassing all 64 counties. Across the state, district boundaries are aligned with county lines – some districts include just one county, while others include as many as seven counties. Each district has at least one district court location. The Supreme Court Chief Justice appoints a Chief Judge for each district to serve as the Chief Judicial Officer. In addition, each district has at least one other district court judge who may preside in more than one district court within that judicial district, particularly in rural areas of the state. There were 210 district judges that served during Fiscal Year 2024.

District judges preside over felony criminal matters, civil claims in any amount, juvenile matters (including adoption, dependency and neglect matters, juvenile delinquency, and paternity actions), probate, mental health, divorce proceedings, and water cases. Additionally, district judges preside over jury trials, handle appeals from Colorado’s municipal and county courts, and review decisions of administrative boards and agencies. District decisions may be appealed to the Colorado Court of Appeals and/or to the Colorado Supreme Court.

Information specific to each of the 22 Judicial Districts, including contact information, is available at the District Courts webpage.

[Click here to visit the Trial Courts by District webpage.](#)

**Chart 1 and Chart 2:
District Case Filings
Proportion of Cases by Class - Ten Year Comparison
Fiscal Year 2015 and Fiscal Year 2024**



**Table 13:
District Court Filings, Terminations, and Percent Change
Fiscal Year 2023 and Fiscal Year 2024**

Filings Compared to Previous Year			
Case Class	FY23	FY24	Percent Change
Civil*	60,577	93,083	53.66%
Criminal	40,252	39,621	-1.57%
Domestic Relations	30,991	31,081	0.29%
Juvenile	16,193	16,555	2.24%
Mental Health	7,459	7,648	2.53%
Probate	18,096	17,939	-0.87%
Total	173,568	205,927	18.64%

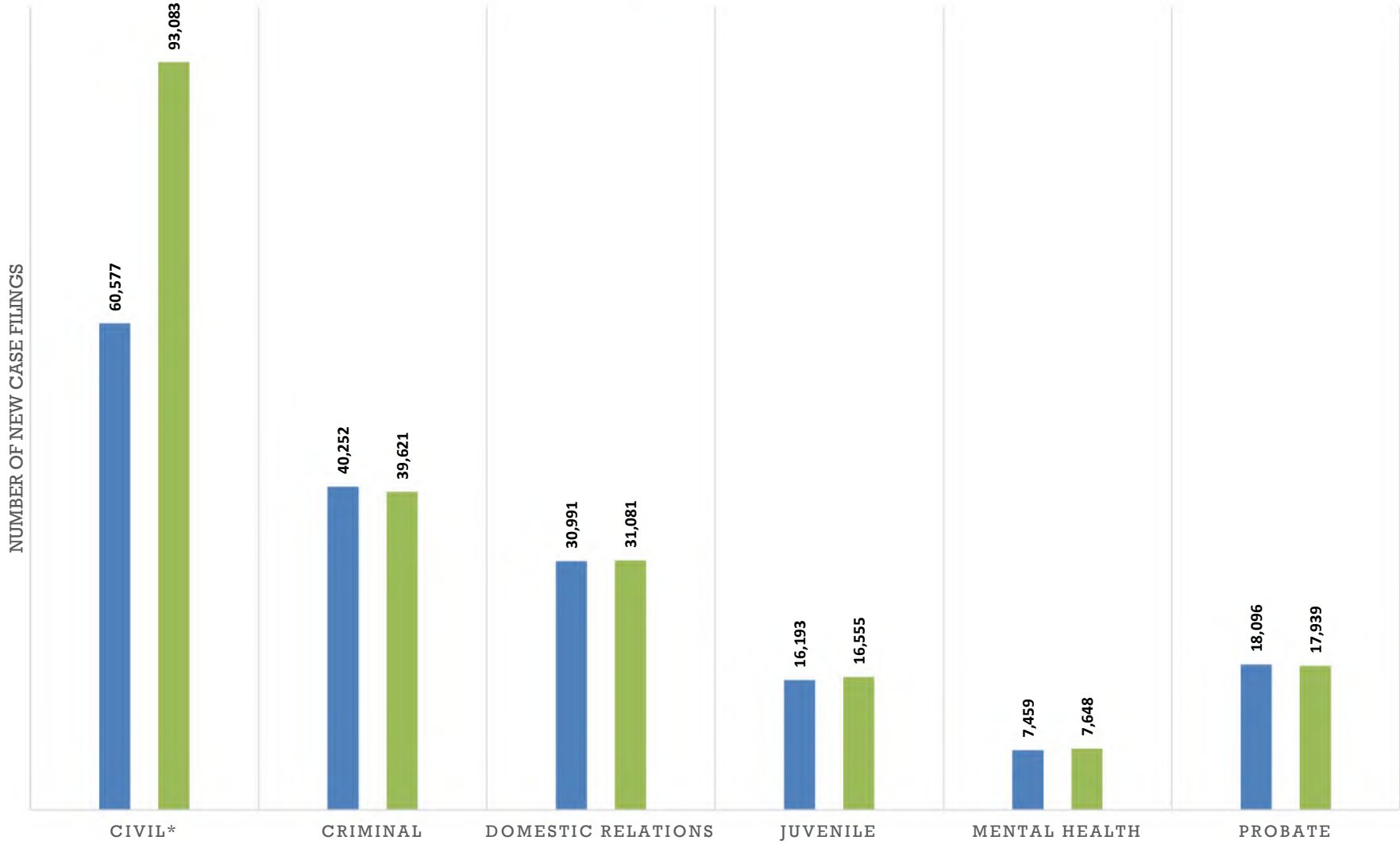
*FY24 Civil Total Minus Dstraint Warrants and Rule 120 Cases: 21,126

*FY23 Civil Total Minus Dstraint Warrants and Rule 120 Cases: 19,182

Terminations Compared to Previous Year			
Case Class	FY23	FY24	Percent Change
Civil	66,684	92,587	38.84%
Criminal	43,265	40,395	-6.63%
Domestic Relations	30,276	31,067	2.61%
Juvenile	15,670	16,217	3.49%
Mental Health	7,268	7,700	5.94%
Probate	17,587	17,855	1.52%
Total	180,750	205,821	13.87%

**TABLE 13 CHART
NEW CASE FILINGS BY CASE CLASS
FISCAL YEAR 2023 VERSUS FISCAL YEAR 2024**

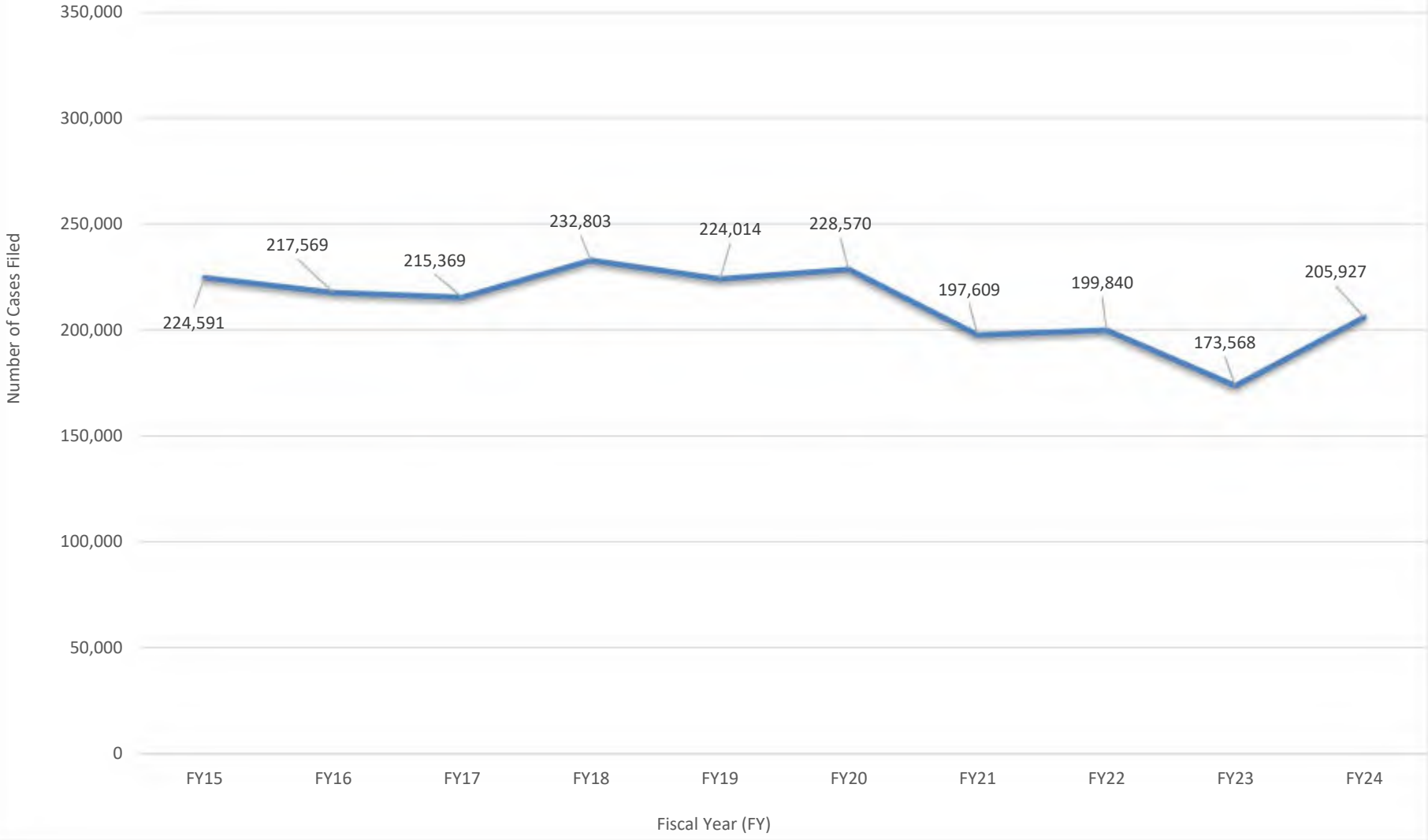
■ FY23 ■ FY24



**Table 14:
District Court Caseload
Fiscal Year 2015 to Fiscal Year 2024**

Case Class	FY15	FY16	FY17	FY18	FY19	FY20	FY21	FY22	FY23	FY24
CIVIL										
New Cases Filed	101,112	88,277	80,632	96,176	87,295	104,632	81,781	84,146	60,577	93,083
Cases Terminated	101,355	88,758	80,917	95,618	87,015	105,175	81,049	84,600	66,684	92,587
CRIMINAL										
New Cases Filed	40,903	46,004	51,775	54,479	56,292	51,378	43,834	42,955	40,252	39,621
Cases Terminated	39,343	42,730	47,998	51,258	54,573	47,714	41,489	45,771	43,265	40,395
DOMESTIC RELATIONS										
New Cases Filed	34,841	34,966	35,057	34,357	33,610	30,697	31,465	31,168	30,991	31,081
Cases Terminated	34,352	34,877	34,799	34,348	33,807	31,180	31,089	30,875	30,276	31,067
JUVENILE										
New Cases Filed	24,681	24,324	23,339	23,120	22,847	18,545	14,954	15,704	16,193	16,555
Cases Terminated	23,274	22,518	21,722	22,072	21,620	18,580	16,064	11,654	15,670	16,217
MENTAL HEALTH										
New Cases Filed	7,326	7,689	7,947	7,933	7,779	7,533	7,798	7,120	7,459	7,648
Cases Terminated	7,408	7,731	7,905	7,994	7,804	7,765	7,887	7,086	7,268	7,700
PROBATE										
New Cases Filed	15,728	16,309	16,619	16,738	16,191	15,785	17,777	18,747	18,096	17,939
Cases Terminated	15,718	16,151	16,699	16,751	16,116	16,126	17,742	18,498	17,587	17,855
TOTAL										
<i>New Cases Filed</i>	224,591	217,569	215,369	232,803	224,014	228,570	197,609	199,840	173,568	205,927
<i>Cases Terminated</i>	221,450	212,765	210,040	228,041	220,935	226,540	195,320	198,484	180,750	205,821

Table 14 Chart
District Court New Cases Filed
Fiscal Year 2015 through 2024

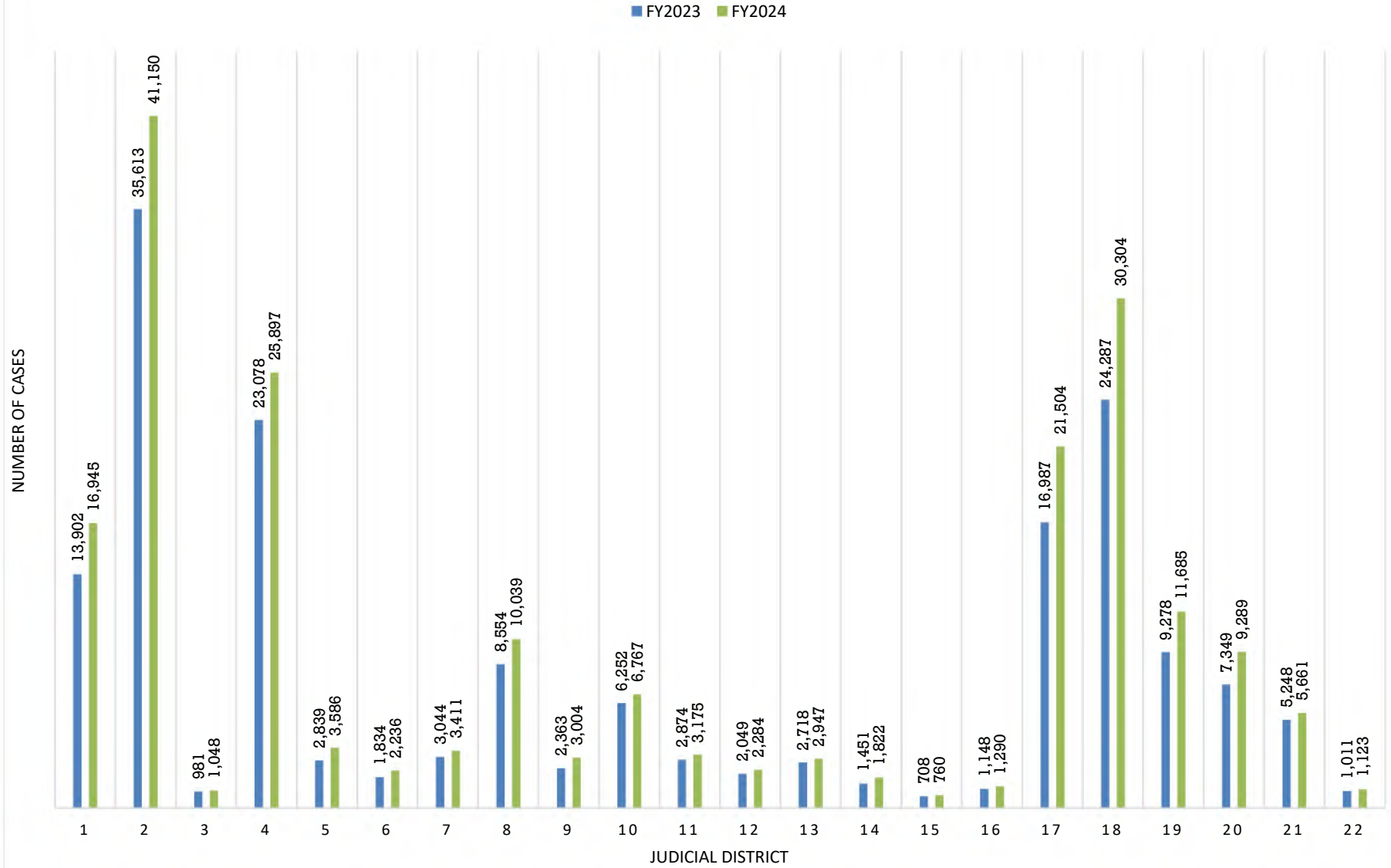


**Table 15:
District Court Filings, Terminations, and Percent Change
Fiscal Year 2023 and Fiscal Year 2024**

Judicial District	Filings			Terminations		
	FY23	FY24	Percent Change	FY23	FY24	Percent Change
1	13,902	16,945	21.89%	13,988	17,065	22.00%
2	30,251	35,097	16.02%	36,933	35,502	-3.87%
Juvenile-2	1,913	2,395	25.20%	2,104	2,112	0.38%
Probate-2	3,449	3,658	6.06%	3,482	3,731	7.15%
3	981	1,048	6.83%	1,002	1,084	8.18%
4	23,078	25,897	12.22%	23,112	26,421	14.32%
5	2,839	3,586	26.31%	2,848	3,437	20.68%
6	1,834	2,236	21.92%	1,826	2,234	22.34%
7	3,044	3,411	12.06%	3,126	3,400	8.77%
8	8,554	10,039	17.36%	8,345	9,731	16.61%
9	2,363	3,004	27.13%	2,301	3,053	32.68%
10	6,252	6,767	8.24%	6,191	6,955	12.34%
11	2,874	3,175	10.47%	2,920	3,206	9.79%
12	2,049	2,284	11.47%	2,016	2,202	9.23%
13	2,718	2,947	8.43%	2,753	3,120	13.33%
14	1,451	1,822	25.57%	1,539	1,790	16.31%
15	708	760	7.34%	737	742	0.68%
16	1,148	1,290	12.37%	1,129	1,320	16.92%
17	16,987	21,504	26.59%	17,079	20,995	22.93%
18	24,287	30,304	24.77%	24,186	29,762	23.05%
19	9,278	11,685	25.94%	9,217	11,455	24.28%
20	7,349	9,289	26.40%	7,226	9,399	30.07%
21	5,248	5,661	7.87%	5,609	5,977	6.56%
22	1,011	1,123	11.08%	1,081	1,128	4.35%
State Total ^(a)	173,568	205,927	18.64%	180,750	205,821	13.87%

^(a) Totals do not include Water Court.

**TABLE 15 CHART
DISTRICT COURT-NEW CASE FILINGS BY JUDICIAL DISTRICT
COMPARISON FISCAL YEAR 2023 AND FISCAL YEAR 2024**



**Table 16:
District Court Filings and Terminations
Fiscal Year 2024**

Judicial District	Court Location	Criminal		Civil		Domestic Relations		Juvenile		Mental Health		Probate		Total	
		Filings	Term.	Filings	Term.	Filings	Term.	Filings	Term.	Filings	Term.	Filings	Term.	Filings	Term
1	Gilpin	153	176	93	92	33	22	3	4	8	8	31	36	321	338
	Jefferson	3,209	3,113	7,224	7,183	2,464	2,591	1,136	1,182	685	710	1,906	1,948	16,624	16,727
	Total	3,362	3,289	7,317	7,275	2,497	2,613	1,139	1,186	693	718	1,937	1,984	16,945	17,065
2	Denver	5,095	5,506	26,122	26,091	3,880	3,905	n/a	n/a	n/a	0	n/a	n/a	35,097	35,502
	Denver Juvenile	n/a	n/a	n/a	n/a	n/a	n/a	2,395	2,112	n/a	n/a	n/a	n/a	2,395	2,112
	Denver Probate	n/a	n/a	73	72	n/a	n/a	n/a	n/a	1,507	1,497	2,078	2,162	3,658	3,731
	Total	5,095	5,506	26,195	26,163	3,880	3,905	2,395	2,112	1,507	1,497	2,078	2,162	41,150	41,345
3	Huerfano	114	128	115	110	39	48	49	43	8	8	72	73	397	410
	Las Animas	181	175	164	172	105	107	94	111	13	14	94	95	651	674
	Total	295	303	279	282	144	155	143	154	21	22	166	168	1,048	1,084
4	El Paso	5,482	5,933	8,861	9,005	5,331	5,187	2,509	2,580	802	841	2,090	2,054	25,075	25,600
	Teller	196	216	330	329	112	113	61	54	14	9	109	100	822	821
	Total	5,678	6,149	9,191	9,334	5,443	5,300	2,570	2,634	816	850	2,199	2,154	25,897	26,421
5	Clear Creek	129	121	149	136	39	31	60	52	9	6	37	34	423	380
	Eagle	286	252	949	921	262	237	121	109	27	25	139	140	1,784	1,684
	Lake	54	82	151	150	48	50	36	41	2	3	18	21	309	347
	Summit	217	202	603	591	118	113	31	23	18	15	84	82	1,071	1,026
	Total	686	657	1,852	1,798	467	431	248	225	56	49	277	277	3,586	3,437
6	Archuleta	133	120	237	227	79	79	49	63	5	5	75	71	578	565
	La Plata	421	419	575	562	235	256	83	81	57	57	217	226	1,588	1,601
	San Juan	12	7	47	50	5	6	0	0	0	0	6	5	70	68
	Total	566	546	859	839	319	341	132	144	62	62	298	302	2,236	2,234
7	Delta	234	214	284	291	204	193	86	76	30	27	149	141	987	942
	Gunnison	85	93	214	218	70	85	17	26	4	6	65	68	455	496
	Hinsdale	7	6	3	3	5	3	0	0	0	0	7	7	22	19
	Montrose	360	382	497	484	305	281	141	132	37	39	163	166	1,503	1,484
	Montrose-Nucla	25	29	67	0	21	0	0	0	0	0	0	0	113	29
	Ouray	31	25	134	71	56	27	3	2	0	0	21	22	245	147
	San Miguel	54	59	0	139	0	47	4	10	5	5	23	23	86	283
	Total	796	808	1,199	1,206	661	636	251	246	76	77	428	427	3,411	3,400

**Table 16:
District Court Filings and Terminations
Fiscal Year 2024**

Judicial District	Court Location	Criminal		Civil		Domestic Relations		Juvenile		Mental Health		Probate		Total	
		Filings	Term.	Filings	Term.	Filings	Term.	Filings	Term.	Filings	Term.	Filings	Term.	Filings	Term.
8	Jackson	12	11	9	8	9	8	0	0	1	1	7	7	38	35
	Larimer	2,291	2,152	3,622	3,526	1,689	1,710	818	757	564	563	1,017	988	10,001	9,696
	Total	2,303	2,163	3,631	3,534	1,698	1,718	818	757	565	564	1,024	995	10,039	9,731
9	Garfield	456	468	950	959	372	421	152	135	43	43	145	147	2,118	2,173
	Pitkin	88	65	430	439	87	91	26	31	7	6	63	74	701	706
	Rio Blanco	33	19	58	61	26	31	30	27	1	1	37	35	185	174
	Total	577	552	1,438	1,459	485	543	208	193	51	50	245	256	3,004	3,053
10	Pueblo	1,409	1,651	2,251	2,254	1,063	1,032	816	803	449	450	779	765	6,767	6,955
11	Chaffee	193	157	202	219	108	111	64	68	14	16	82	77	663	648
	Custer	23	31	75	78	25	25	12	12	2	2	29	24	166	172
	Fremont	522	488	537	570	289	309	181	211	37	35	207	201	1,773	1,814
	Park	67	73	278	257	74	80	27	38	12	12	115	112	573	572
	Total	805	749	1,092	1,124	496	525	284	329	65	65	433	414	3,175	3,206
12	Alamosa	296	301	143	145	152	145	82	88	80	83	80	90	833	852
	Conejos	103	77	72	70	54	37	20	17	30	30	36	34	315	265
	Costilla	78	60	69	50	31	32	19	23	9	7	103	106	309	278
	Mineral	7	4	13	14	2	3	0	1	1	1	13	13	36	36
	Rio Grande	172	152	114	111	78	73	63	54	34	35	51	56	512	481
	Saguache	66	71	101	100	45	42	20	24	8	8	39	45	279	290
Total	722	665	512	490	362	332	204	207	162	164	322	344	2,284	2,202	
13	Kit Carson	66	74	77	74	47	54	19	23	9	7	25	28	243	260
	Logan	313	351	214	217	116	111	84	79	48	47	96	92	871	897
	Morgan	342	371	425	423	188	191	94	96	34	35	134	193	1,217	1,309
	Phillips	33	31	41	40	18	19	5	4	0	0	29	30	126	124
	Sedgwick	17	22	21	26	13	12	1	1	1	1	19	19	72	81
	Washington	31	28	48	63	27	18	8	12	6	7	32	36	152	164
	Yuma	56	60	97	97	46	49	16	22	5	5	46	52	266	285
	Total	858	937	923	940	455	454	227	237	103	102	381	450	2,947	3,120
14	Grand	109	99	297	290	67	70	15	18	7	7	55	53	550	537
	Moffat	178	168	163	162	94	96	29	41	5	5	61	63	530	535
	Routt	168	173	336	314	111	101	27	26	20	23	80	81	742	718
	Total	455	440	796	766	272	267	71	85	32	35	196	197	1,822	1,790

**Table 16:
District Court Filings and Terminations
Fiscal Year 2024**

Judicial District	Court Location	Criminal		Civil		Domestic Relations		Juvenile		Mental Health		Probate		Total	
		Filings	Term.	Filings	Term.	Filings	Term.	Filings	Term.	Filings	Term.	Filings	Term.	Filings	Term
15	Baca	29	34	50	46	21	16	13	13	0	0	42	39	155	148
	Cheyenne	19	15	24	26	3	2	8	7	0	0	14	15	68	65
	Kiowa	14	15	14	12	4	4	4	2	2	1	12	10	50	44
	Prowers	124	138	129	135	92	79	67	68	8	7	67	58	487	485
	Total	186	202	217	219	120	101	92	90	10	8	135	122	760	742
16	Bent	105	110	84	86	45	41	24	31	6	4	31	12	295	284
	Crowley	94	80	87	82	30	21	31	34	2	2	16	18	260	237
	Otero	200	206	166	171	155	162	105	129	18	20	91	111	735	799
	Total	399	396	337	339	230	224	160	194	26	26	138	141	1,290	1,320
17	Adams	4,044	3,922	9,146	8,992	2,914	2,771	1,469	1,430	546	552	1,235	1,169	19,354	18,836
	Broomfield	505	563	964	907	326	350	115	97	62	62	178	180	2,150	2,159
	Total	4,549	4,485	10,110	9,899	3,240	3,121	1,584	1,527	608	614	1,413	1,349	21,504	20,995
18	Arapahoe	3,110	2,998	10,383	10,354	3,157	3,212	1,557	1,537	869	878	1,863	1,749	20,939	20,728
	Douglas	1,428	1,303	3,545	3,446	1,566	1,593	782	762	312	311	784	744	8,417	8,159
	Elbert	60	59	326	313	145	135	30	31	10	10	78	61	649	609
	Lincoln	124	94	91	89	31	28	13	16	4	5	36	34	299	266
	Total	4,722	4,454	14,345	14,202	4,899	4,968	2,382	2,346	1,195	1,204	2,761	2,588	30,304	29,762
19	Weld	2,149	2,161	4,671	4,581	2,027	1,993	1,460	1,345	350	351	1,028	1,024	11,685	11,455
20	Boulder	2,190	2,277	3,850	3,852	1,197	1,235	699	690	463	454	890	891	9,289	9,399
21	Mesa	1,474	1,682	1,730	1,733	958	1,005	525	549	324	324	650	684	5,661	5,977
22	Dolores	24	25	25	28	10	14	7	6	0	0	13	9	79	82
	Montezuma	321	298	263	270	158	154	140	158	14	14	148	152	1,044	1,046
	Total	345	323	288	298	168	168	147	164	14	14	161	161	1,123	1,128
State Total		39,621	40,395	93,083	92,587	31,081	31,067	16,555	16,217	7,648	7,700	17,939	17,855	205,927	205,821

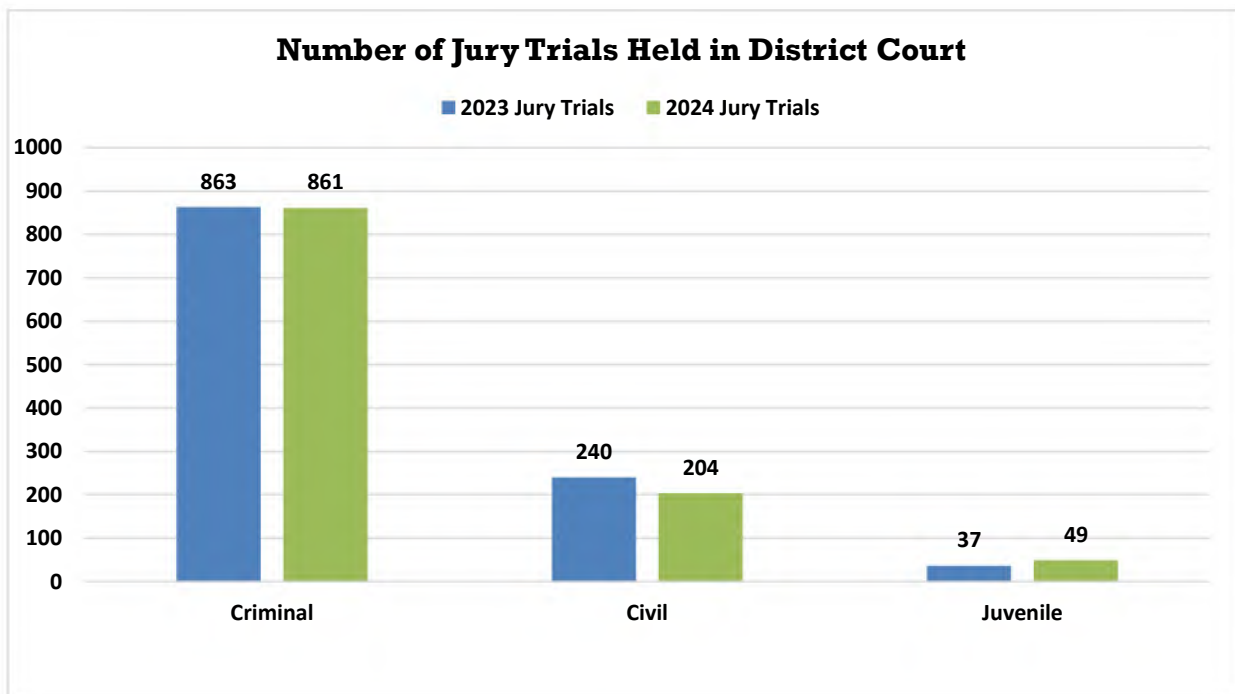
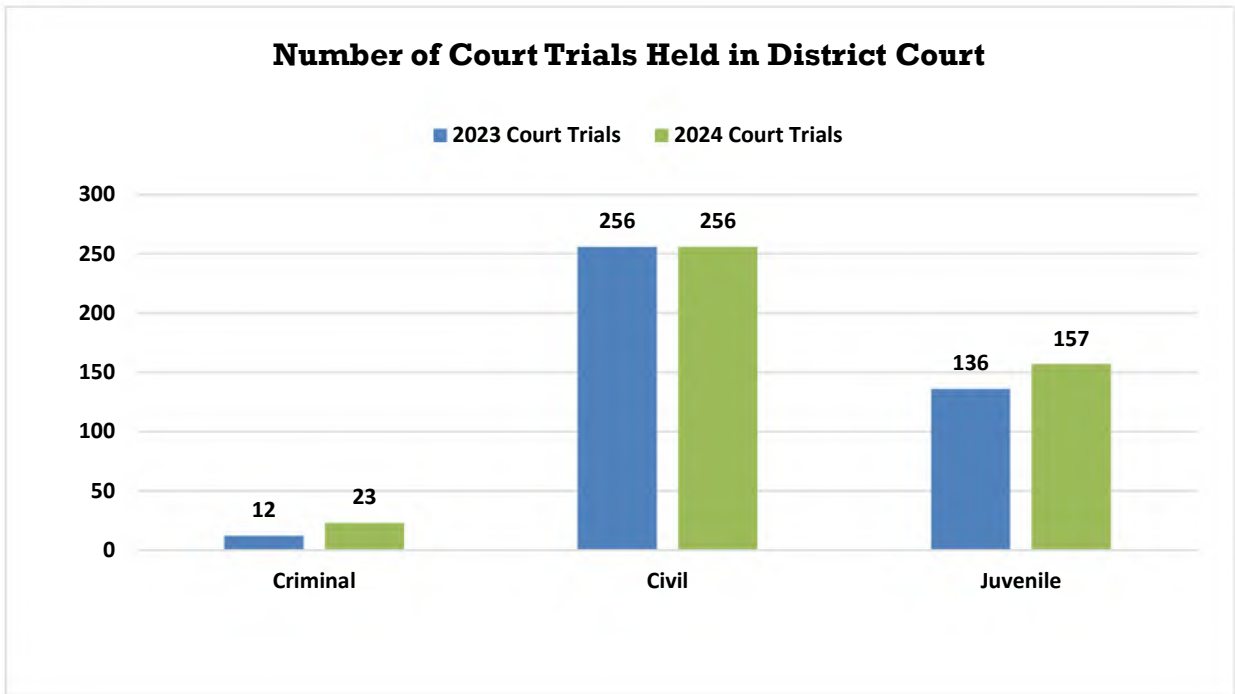
**Table 17:
Number of Court and Jury Trials Held in District Court
Fiscal Year 2024**

Judicial District	Court Location	Criminal		Civil		Juvenile		Total	
		Court Trials	Jury Trials	Court Trials	Jury Trials	Court Trials	Jury Trials	Court Trials	Jury Trials
1	Gilpin	0	4	0	1	0	2	0	7
	Jefferson	0	50	22	15	5	2	27	67
	<i>Total</i>	0	54	22	16	5	4	27	74
2	Denver	7	106	40	64	0	0	47	170
	Denver Juvenile	0	0	0	0	10	1	10	1
	<i>Total</i>	7	106	40	64	10	1	57	171
3	Huerfano	0	1	3	0	0	0	3	1
	Las Animas	0	0	0	3	0	0	0	3
	<i>Total</i>	0	1	3	3	0	0	3	4
4	El Paso	3	161	22	20	21	9	46	190
	Teller	0	10	0	0	1	0	1	10
	<i>Total</i>	3	171	22	20	22	9	47	200
5	Clear Creek	0	7	1	0	0	2	1	9
	Eagle	0	7	5	3	1	0	6	10
	Lake	0	2	0	0	0	0	0	2
	Summit	0	2	0	3	0	0	0	5
	<i>Total</i>	0	18	6	6	1	2	7	26
6	Archuleta	0	2	2	0	0	0	2	2
	La Plata	0	8	4	2	0	0	4	10
	San Juan	0	0	0	0	0	0	0	0
	<i>Total</i>	0	10	6	2	0	0	6	12
7	Delta	0	5	2	0	1	0	3	5
	Gunnison	0	5	2	1	0	0	2	6
	Hinsdale	0	0	1	0	0	0	1	0
	Montrose	0	3	1	1	0	1	1	5
	Ouray	0	1	2	0	0	0	2	1
	San Miguel	0	1	2	1	0	1	2	3
	<i>Total</i>	0	15	10	3	1	2	11	20
8	Jackson	0	2	2	0	0	0	2	2
	Larimer	2	34	14	8	9	2	25	44
	<i>Total</i>	2	36	16	8	9	2	27	46
9	Garfield	0	16	0	0	1	0	1	16
	Pitkin	0	1	2	0	1	0	3	1
	Rio Blanco	0	2	2	0	0	1	2	3
	<i>Total</i>	0	19	4	0	2	1	6	20
10	Pueblo	0	20	10	4	6	0	16	24
11	Chaffee	0	7	2	0	4	0	6	7
	Custer	1	1	1	0	0	0	2	1
	Fremont	0	9	3	1	3	1	6	11
	Park	0	4	1	0	0	0	1	4
	<i>Total</i>	1	21	7	1	7	1	15	23

**Table 17:
Number of Court and Jury Trials Held in District Court
Fiscal Year 2024**

Judicial District	Court Location	Criminal		Civil		Juvenile		Total	
		Court Trials	Jury Trials	Court Trials	Jury Trials	Court Trials	Jury Trials	Court Trials	Jury Trials
12	Alamosa	0	6	2	0	1	0	3	6
	Conejos	0	0	2	0	0	0	2	0
	Costilla	0	0	0	0	0	0	0	0
	Mineral	0	0	0	0	0	0	0	0
	Rio Grande	0	1	0	0	0	0	0	1
	Saguache	0	3	0	1	0	0	0	4
	<i>Total</i>	0	10	4	1	1	0	5	11
13	Kit Carson	0	1	2	0	0	0	2	1
	Logan	0	6	1	0	3	0	4	6
	Morgan	0	1	1	0	1	0	2	1
	Phillips	0	0	0	0	0	0	0	0
	Sedgwick	0	0	0	0	0	0	0	0
	Washington	0	1	2	0	0	0	2	1
	Yuma	0	1	0	0	0	0	0	1
	<i>Total</i>	0	10	6	0	4	0	10	10
14	Grand	0	0	2	0	0	0	2	0
	Moffat	0	4	0	0	0	0	0	4
	Routt	0	5	2	2	1	2	3	9
	<i>Total</i>	0	9	4	2	1	2	5	13
15	Baca	0	0	0	0	0	0	0	0
	Cheyenne	0	0	0	0	0	0	0	0
	Kiowa	0	0	0	0	0	0	0	0
	Prowers	0	0	0	0	0	0	0	0
	<i>Total</i>	0	0	0	0	0	0	0	0
16	Bent	0	0	0	1	0	0	0	1
	Crowley	0	0	0	1	0	0	0	1
	Otero	0	5	1	0	0	0	1	5
	<i>Total</i>	0	5	1	2	0	0	1	7
17	Adams	1	63	11	16	7	3	19	82
	Broomfield	0	3	1	3	0	0	1	6
	<i>Total</i>	1	66	12	19	7	3	20	88
18	Arapahoe	1	112	23	26	31	6	55	144
	Douglas	1	42	12	8	13	2	26	52
	Elbert	0	4	0	1	0	0	0	5
	Lincoln	0	4	1	0	0	0	1	4
	<i>Total</i>	2	162	36	35	44	8	82	205
19	Weld	3	53	16	8	13	7	32	68
20	Boulder	2	33	17	5	8	1	27	39
21	Mesa	2	37	10	4	16	6	28	47
22	Dolores	0	0	0	0	0	0	0	0
	Montezuma	0	5	4	1	0	0	4	6
	<i>Total</i>	0	5	4	1	0	0	4	6
State Total		23	861	256	204	157	49	436	1,114

Table 17 Chart
Number of Court and Jury Trials Held in District Court
Comparison Fiscal Year 2023 and Fiscal Year 2024



**Table 18:
District Court Civil Filings by Case Type
Fiscal Year 2024**

Judicial District	Court Location	Breach of Contract (CT)	Breach of Warranty (BW)	County Court Counter Claim (CC)	Condemnation (CD)	Confirm Arbitration Award (AW)	Conservation Easements (CE)
1	Gilpin	0	0	0	0	0	0
	Jefferson	245	6	0	3	2	0
	<i>Total</i>	245	6	0	3	2	0
2	Denver	541	13	3	0	22	0
	Denver Probate*	0	0	0	0	0	0
	<i>Total</i>	541	13	3	0	22	0
3	Huerfano	4	0	0	0	0	0
	Las Animas	6	0	0	0	0	0
	<i>Total</i>	10	0	0	0	0	0
4	El Paso	308	4	18	5	5	0
	Teller	10	0	0	0	0	0
	<i>Total</i>	318	4	18	5	5	0
5	Clear Creek	8	0	0	0	0	0
	Eagle	47	1	1	1	0	0
	Lake	7	0	0	0	0	0
	Summit	14	1	2	1	0	0
	<i>Total</i>	76	2	3	2	0	0
6	Archuleta	6	1	0	1	0	0
	La Plata	19	2	0	1	0	0
	San Juan	0	0	0	0	0	0
	<i>Total</i>	25	3	0	2	0	0
7	Delta	6	0	0	0	0	0
	Gunnison	7	0	0	0	0	0
	Hinsdale	0	0	0	0	0	0
	Montrose	10	0	0	1	0	0
	Ouray	2	0	0	0	0	0
	San Miguel	10	0	0	0	0	0
	<i>Total</i>	35	0	0	1	0	0

*Denver Probate Court handles Extreme Risk Protection Orders (ERPO) along with Denver District Court.

**Table 18:
District Court Civil Filings by Case Type
Fiscal Year 2024**

Judicial District	Court Location	County Court or Municipal Appeal (CP)	Deceptive Trade Practice (DP)	Declaratory Judgment (DJ)	Deprivation of Rights (RD)	Determination of Interests (DI)	Disclaimer (DC)
1	Gilpin	3	0	3	0	0	0
	Jefferson	68	4	28	2	1	0
	<i>Total</i>	<i>71</i>	<i>4</i>	<i>31</i>	<i>2</i>	<i>1</i>	<i>0</i>
2	Denver	98	10	79	8	5	0
	Denver Probate*	0	0	0	0	0	0
	<i>Total</i>	<i>98</i>	<i>10</i>	<i>79</i>	<i>8</i>	<i>5</i>	<i>0</i>
3	Huerfano	2	0	0	0	0	0
	Las Animas	0	0	2	0	0	0
	<i>Total</i>	<i>2</i>	<i>0</i>	<i>2</i>	<i>0</i>	<i>0</i>	<i>0</i>
4	El Paso	86	1	32	6	2	0
	Teller	3	0	0	0	2	0
	<i>Total</i>	<i>89</i>	<i>1</i>	<i>32</i>	<i>6</i>	<i>4</i>	<i>0</i>
5	Clear Creek	2	0	0	0	0	0
	Eagle	5	0	12	0	0	0
	Lake	0	0	1	0	0	0
	Summit	0	0	3	0	0	0
	<i>Total</i>	<i>7</i>	<i>0</i>	<i>16</i>	<i>0</i>	<i>0</i>	<i>0</i>
6	Archuleta	3	0	2	0	0	0
	La Plata	8	0	7	0	0	0
	San Juan	0	0	0	0	0	0
	<i>Total</i>	<i>11</i>	<i>0</i>	<i>9</i>	<i>0</i>	<i>0</i>	<i>0</i>
7	Delta	4	0	1	0	0	0
	Gunnison	4	0	2	6	0	0
	Hinsdale	0	0	0	0	0	0
	Montrose	9	0	4	0	0	0
	Ouray	1	0	1	0	0	0
	San Miguel	3	0	4	0	0	0
	<i>Total</i>	<i>21</i>	<i>0</i>	<i>12</i>	<i>6</i>	<i>0</i>	<i>0</i>

*Denver Probate Court handles Extreme Risk Protection Orders (ERPO) along with Denver District Court.

**Table 18:
District Court Civil Filings by Case Type
Fiscal Year 2024**

Judicial District	Court Location	Distrain Warrant (DT)	Discrimination (ED)	Extreme Risk (ER)	False Claims Act - Colorado (FL)	Foreclosure Other Than Rule 120 (FC)	Forcible Entry and Detainer (FE)	Foreign Judgment (FJ)
1	Gilpin	50	0	0	0	1	0	1
	Jefferson	5,400	5	15	0	35	44	34
	Total	5,450	5	15	0	36	44	35
2	Denver	21,379	28	0	2	35	87	53
	Denver Probate*	0	0	55	0	0	4	0
	Total	21,379	28	55	2	35	91	53
3	Huerfano	57	1	0	0	0	0	3
	Las Animas	119	0	0	0	0	0	0
	Total	176	1	0	0	0	0	3
4	El Paso	5,976	1	27	0	28	60	38
	Teller	245	0	1	0	1	0	1
	Total	6,221	1	28	0	29	60	39
5	Clear Creek	93	0	1	0	0	1	2
	Eagle	686	0	2	0	42	4	4
	Lake	118	0	0	0	1	0	0
	Summit	386	0	0	0	51	1	0
	Total	1,283	0	3	0	94	6	6
6	Archuleta	151	0	0	0	6	0	1
	La Plata	395	0	4	0	6	0	1
	San Juan	44	0	0	0	0	0	0
	Total	590	0	4	0	12	0	2
7	Delta	185	0	0	0	2	2	5
	Gunnison	154	0	0	0	1	1	0
	Hinsdale	1	0	0	0	0	0	0
	Montrose	340	0	0	0	2	5	5
	Ouray	38	0	0	0	0	0	0
	San Miguel	84	0	0	0	1	0	1
	Total	802	0	0	0	0	6	8

*Denver Probate Court handles Extreme Risk Protection Orders (ERPO) along with Denver District Court.

**Table 18:
District Court Civil Filings by Case Type
Fiscal Year 2024**

Judicial District	Court Location	Fraud (FD)	Goods Sold and Delivered (GS)	Injunctive Relief (IR)	Landlord-Tenant (LT)	Lien (LN)	Malpractice (MP)
1	Gilpin	0	0	1	0	0	0
	Jefferson	14	26	14	4	4	16
	Total	14	26	15	4	4	16
2	Denver	58	67	100	77	3	60
	Denver Probate*	1	0	0	0	0	0
	Total	59	67	100	77	3	60
3	Huerfano	0	2	0	0	0	0
	Las Animas	1	0	1	0	0	0
	Total	1	2	1	0	0	0
4	El Paso	12	38	28	6	5	15
	Teller	1	1	2	0	0	0
	Total	13	39	30	6	5	15
5	Clear Creek	1	0	2	0	0	0
	Eagle	2	5	5	0	0	2
	Lake	0	0	0	0	0	0
	Summit	0	3	1	1	1	0
	Total	3	8	8	1	1	2
6	Archuleta	1	0	2	0	0	0
	La Plata	3	4	0	0	0	0
	San Juan	0	0	1	0	0	0
	Total	4	4	3	0	0	0
7	Delta	1	0	1	0	0	0
	Gunnison	0	0	0	1	0	0
	Hinsdale	0	0	0	0	0	0
	Montrose	0	3	0	0	1	3
	Ouray	0	3	1	0	0	0
	San Miguel	4	1	1	0	0	0
	Total	5	7	3	1	1	3

*Denver Probate Court handles Extreme Risk Protection Orders (ERPO) along with Denver District Court.

**Table 18:
District Court Civil Filings by Case Type
Fiscal Year 2024**

Judicial District	Court Location	Motion to Approve						Note (NT)
		Mechanics Lien (ML)	Money (MY)	Transfer of Structured Settlement (TS)	Name Change (NC)	Negligence (NG)		
1	Gilpin	1	6	0	0	1	0	
	Jefferson	21	266	2	40	76	4	
	<i>Total</i>	22	272	2	40	77	4	
2	Denver	123	319	10	95	48	76	
	Denver Probate*	0	0	0	0	0	0	
	<i>Total</i>	123	319	10	95	48	76	
3	Huerfano	0	3	1	2	2	0	
	Las Animas	0	5	0	0	0	0	
	<i>Total</i>	0	8	1	2	2	0	
4	El Paso	30	317	20	60	66	2	
	Teller	0	3	0	0	2	0	
	<i>Total</i>	30	320	20	60	68	2	
5	Clear Creek	0	4	0	0	1	0	
	Eagle	4	21	0	2	11	0	
	Lake	1	3	0	0	4	0	
	Summit	2	18	0	2	9	1	
	<i>Total</i>	7	46	0	4	25	1	
6	Archuleta	0	7	0	1	5	1	
	La Plata	2	30	1	3	6	0	
	San Juan	0	0	0	0	0	0	
	<i>Total</i>	2	37	1	4	11	1	
7	Delta	2	11	0	1	6	0	
	Gunnison	0	5	0	0	3	0	
	Hinsdale	0	0	0	0	0	0	
	Montrose	1	22	3	4	1	1	
	Ouray	2	6	0	0	1	0	
	San Miguel	2	1	0	1	1	0	
	<i>Total</i>	7	45	3	6	12	1	

*Denver Probate Court handles Extreme Risk Protection Orders (ERPO) along with Denver District Court.

**Table 18:
District Court Civil Filings by Case Type
Fiscal Year 2024**

Judicial District	Court Location	Other (OT)	Out of State Subpoena (SB)	Personal Injury (PL)	Personal Injury - Motor Vehicle (PM)	Petition to Seal Criminal Conviction (PC)	Petition to Seal Criminal Record (RC)
1	Gilpin	2	0	7	3	2	0
	Jefferson	128	28	93	199	5	26
	Total	130	28	100	202	7	26
2	Denver	168	143	282	689	29	124
	Denver Probate*	1	2	0	0	0	0
	Total	169	145	282	689	29	124
3	Huerfano	4	0	0	3	0	1
	Las Animas	5	0	0	2	0	0
	Total	9	0	0	5	0	1
4	El Paso	279	63	179	376	7	4
	Teller	6	1	3	10	0	1
	Total	285	64	182	386	7	5
5	Clear Creek	3	1	2	9	0	0
	Eagle	18	7	18	7	0	1
	Lake	6	0	1	0	0	0
	Summit	13	5	29	9	0	1
	Total	40	13	50	25	0	2
6	Archuleta	7	0	4	3	0	3
	La Plata	7	8	12	15	0	1
	San Juan	1	0	0	0	0	0
	Total	15	8	16	18	0	4
7	Delta	8	2	1	4	0	0
	Gunnison	8	0	2	0	0	0
	Hinsdale	0	0	1	0	0	0
	Montrose	22	3	2	7	2	0
	Ouray	4	0	0	1	0	0
	San Miguel	7	0	5	0	0	0
	Total	49	5	11	12	2	0

*Denver Probate Court handles Extreme Risk Protection Orders (ERPO) along with Denver District Court.

**Table 18:
District Court Civil Filings by Case Type
Fiscal Year 2024**

Judicial District	Court Location	Prohibition (PE)	Property Damage (PD)	Protection Order (RS)	Public Nuisance (PH)	Public Utilities (PU)	Replevin (RP)
1	Gilpin	0	0	0	0	0	0
	Jefferson	0	6	1	3	0	42
	<i>Total</i>	<i>0</i>	<i>6</i>	<i>1</i>	<i>3</i>	<i>0</i>	<i>42</i>
2	Denver	0	5	3	108	2	83
	Denver Probate*	0	0	10	0	0	0
	<i>Total</i>	<i>0</i>	<i>5</i>	<i>13</i>	<i>108</i>	<i>2</i>	<i>83</i>
3	Huerfano	0	1	0	0	0	1
	Las Animas	0	0	0	0	0	3
	<i>Total</i>	<i>0</i>	<i>1</i>	<i>0</i>	<i>0</i>	<i>0</i>	<i>4</i>
4	El Paso	0	7	3	50	0	74
	Teller	0	0	0	0	0	1
	<i>Total</i>	<i>0</i>	<i>7</i>	<i>3</i>	<i>50</i>	<i>0</i>	<i>75</i>
5	Clear Creek	0	0	0	0	0	1
	Eagle	0	1	1	0	0	3
	Lake	0	0	0	0	0	0
	Summit	0	0	0	0	0	3
	<i>Total</i>	<i>0</i>	<i>1</i>	<i>1</i>	<i>0</i>	<i>0</i>	<i>7</i>
6	Archuleta	0	0	0	0	0	2
	La Plata	0	1	4	0	0	9
	San Juan	0	0	0	0	0	0
	<i>Total</i>	<i>0</i>	<i>1</i>	<i>4</i>	<i>0</i>	<i>0</i>	<i>11</i>
7	Delta	0	2	0	1	0	3
	Gunnison	0	1	0	0	0	1
	Hinsdale	0	0	0	0	0	0
	Montrose	0	1	0	0	0	7
	Ouray	0	1	0	0	0	0
	San Miguel	0	0	0	0	0	0
	<i>Total</i>	<i>0</i>	<i>5</i>	<i>0</i>	<i>1</i>	<i>0</i>	<i>11</i>

*Denver Probate Court handles Extreme Risk Protection Orders (ERPO) along with Denver District Court.

**Table 18:
District Court Civil Filings by Case Type
Fiscal Year 2024**

Judicial District	Court Location	Review - Other					
		Local Government / Person (RV)	Rule 105 Quiet Title (R5)	Rule 106 - Writs / Contempt (R6)	Rule 120 Deed of Trust (R2)	Services Rendered (SV)	Sexual Harassment (SH)
1	Gilpin	1	3	0	5	0	1
	Jefferson	14	20	8	242	8	0
	Total	15	23	8	247	8	1
2	Denver	65	19	15	379	111	1
	Denver Probate*	0	0	0	0	0	0
	Total	65	19	15	379	111	1
3	Huerfano	0	15	0	13	0	0
	Las Animas	0	6	0	13	0	0
	Total	0	21	0	26	0	0
4	El Paso	19	24	64	418	6	1
	Teller	1	9	0	25	0	0
	Total	20	33	64	443	6	1
5	Clear Creek	2	2	3	10	0	0
	Eagle	4	6	0	21	2	0
	Lake	0	2	0	7	0	0
	Summit	3	7	0	34	0	0
	Total	9	17	3	72	2	0
6	Archuleta	0	20	0	10	0	0
	La Plata	2	3	0	17	1	0
	San Juan	0	1	0	0	0	0
	Total	2	24	0	27	1	0
7	Delta	0	2	1	30	0	0
	Gunnison	1	5	3	5	0	0
	Hinsdale	0	0	0	0	0	0
	Montrose	3	6	0	27	1	0
	Ouray	0	2	1	2	0	0
	San Miguel	0	0	5	1	0	0
	Total	4	15	10	65	1	0

*Denver Probate Court handles Extreme Risk Protection Orders (ERPO) along with Denver District Court.

**Table 18:
District Court Civil Filings by Case Type
Fiscal Year 2024**

Judicial District	Court Location	Sexual Misconduct on Minor (MM)	Special District (SD)	Specific Performance (SP)	Unemployment Compensation (UC)	U Visa Certification (VC)	Wages (WG)
1	Gilpin	0	0	0	0	0	1
	Jefferson	1	1	0	0	0	10
	<i>Total</i>	<i>1</i>	<i>1</i>	<i>0</i>	<i>0</i>	<i>0</i>	<i>11</i>
2	Denver	2	0	1	0	0	301
	Denver Probate*	0	0	0	0	0	0
	<i>Total</i>	<i>2</i>	<i>0</i>	<i>1</i>	<i>0</i>	<i>0</i>	<i>301</i>
3	Huerfano	0	0	0	0	0	0
	Las Animas	0	0	0	0	0	0
	<i>Total</i>	<i>0</i>	<i>0</i>	<i>0</i>	<i>0</i>	<i>0</i>	<i>0</i>
4	El Paso	0	26	0	0	1	9
	Teller	0	0	0	0	0	1
	<i>Total</i>	<i>0</i>	<i>26</i>	<i>0</i>	<i>0</i>	<i>1</i>	<i>10</i>
5	Clear Creek	0	0	0	0	0	0
	Eagle	0	0	1	0	0	2
	Lake	0	0	0	0	0	0
	Summit	0	0	0	0	0	0
	<i>Total</i>	<i>0</i>	<i>0</i>	<i>1</i>	<i>0</i>	<i>0</i>	<i>2</i>
6	Archuleta	0	0	0	0	0	0
	La Plata	0	0	0	0	0	1
	San Juan	0	0	0	0	0	0
	<i>Total</i>	<i>0</i>	<i>0</i>	<i>0</i>	<i>0</i>	<i>0</i>	<i>1</i>
7	Delta	0	0	0	0	1	0
	Gunnison	0	0	0	0	0	0
	Hinsdale	0	1	0	0	0	0
	Montrose	0	0	0	0	0	0
	Ouray	0	0	0	0	0	0
	San Miguel	0	0	0	0	0	1
	<i>Total</i>	<i>0</i>	<i>1</i>	<i>0</i>	<i>0</i>	<i>1</i>	<i>1</i>

*Denver Probate Court handles Extreme Risk Protection Orders (ERPO) along with Denver District Court.

**Table 18:
District Court Civil Filings by Case Type
Fiscal Year 2024**

Judicial District	Court Location	Workman's Compensation (WC)	Writ of Habeas Corpus (WH)	Wrongful Death (WF)	Wrongful Death – Motor Vehicle (WV)	Total	Total minus Dstraint and Rule 120 Cases
1	Gilpin	0	0	1	0	93	38
	Jefferson	0	2	5	3	7,224	1,582
	Total	0	2	6	3	7,317	1,620
2	Denver	133	22	23	15	26,122	4,364
	Denver Probate*	0	0	0	0	73	73
	Total	133	22	23	15	26,195	4,437
3	Huerfano	0	0	0	0	115	45
	Las Animas	0	1	0	0	164	32
	Total	0	1	0	0	279	77
4	El Paso	1	44	7	3	8,861	2,467
	Teller	0	0	0	0	330	60
	Total	1	44	7	3	9,191	2,527
5	Clear Creek	0	0	1	0	149	46
	Eagle	0	0	0	0	949	242
	Lake	0	0	0	0	151	26
	Summit	0	2	0	0	603	183
	Total	0	2	1	0	1,852	497
6	Archuleta	0	0	0	0	237	76
	La Plata	0	0	2	0	575	163
	San Juan	0	0	0	0	47	3
	Total	0	0	2	0	859	242
7	Delta	0	0	2	0	284	69
	Gunnison	0	3	1	0	214	55
	Hinsdale	0	0	0	0	3	2
	Montrose	0	0	1	0	497	130
	Ouray	0	1	0	0	67	27
	San Miguel	1	0	0	0	134	49
	Total	1	4	4	0	1,199	332

*Denver Probate Court handles Extreme Risk Protection Orders (ERPO) along with Denver District Court.

**Table 18:
District Court Civil Filings by Case Type
Fiscal Year 2024**

Judicial District	Court Location	Breach of Contract (CT)	Breach of Warranty (BW)	County Court Counter Claim (CC)	Condemnation (CD)	Confirm Arbitration Award (AW)	Conservation Easements (CE)
8	Jackson	0	0	0	0	0	0
	Larimer	170	5	0	10	2	0
	Total	170	5	0	10	2	0
9	Garfield	19	2	0	0	0	0
	Pitkin	37	1	0	0	1	0
	Rio Blanco	0	0	0	0	0	0
	Total	56	3	0	0	1	0
10	Pueblo	57	0	1	0	2	0
11	Chaffee	6	0	0	0	0	0
	Custer	5	0	0	0	0	0
	Fremont	15	0	0	0	0	0
	Park	8	1	0	0	0	0
	Total	34	1	0	0	0	0
12	Alamosa	2	0	0	0	0	0
	Conejos	3	0	0	0	0	0
	Costilla	2	0	0	0	0	0
	Mineral	0	0	0	0	0	0
	Rio Grande	7	0	0	0	0	0
	Saguache	9	0	0	0	0	0
	Total	23	0	0	0	0	0
13	Kit Carson	4	0	0	0	0	0
	Logan	9	0	0	0	1	0
	Morgan	11	1	2	1	2	0
	Phillips	3	0	0	0	0	0
	Sedgwick	0	0	0	0	0	0
	Washington	1	0	0	0	0	0
	Yuma	2	0	0	0	0	0
	Total	30	1	2	1	3	0
14	Grand	10	0	0	2	0	0
	Moffat	1	0	0	0	0	0
	Routt	13	0	0	0	0	0
	Total	24	0	0	2	0	0

*Denver Probate Court handles Extreme Risk Protection Orders (ERPO) along with Denver District Court.

**Table 18:
District Court Civil Filings by Case Type
Fiscal Year 2024**

Judicial District	Court Location	County Court or Municipal Appeal (CP)	Deceptive Trade Practice (DP)	Declaratory Judgment (DJ)	Deprivation of Rights (RD)	Determination of Interests (DI)	Disclaimer (DC)
8	Jackson	1	0	0	0	0	0
	Larimer	31	1	21	1	0	0
	Total	32	1	21	1	0	0
9	Garfield	10	0	3	0	1	0
	Pitkin	3	0	5	0	2	0
	Rio Blanco	0	0	0	0	0	0
	Total	13	0	8	0	3	0
10	Pueblo	20	0	8	0	0	0
11	Chaffee	2	0	0	0	0	0
	Custer	0	0	1	1	0	0
	Fremont	7	0	1	2	0	0
	Park	3	0	1	1	0	0
	Total	12	0	3	4	0	0
12	Alamosa	2	0	0	0	0	0
	Conejos	0	0	1	0	0	0
	Costilla	1	0	0	0	0	0
	Mineral	0	0	0	0	0	0
	Rio Grande	3	0	1	0	1	0
	Total	10	1	2	0	1	0
13	Kit Carson	3	0	1	0	0	0
	Logan	1	0	4	0	1	0
	Morgan	2	0	1	0	1	0
	Phillips	0	0	0	0	0	0
	Sedgwick	0	0	1	0	0	0
	Washington	0	0	0	0	0	0
	Total	8	0	8	0	2	0
14	Grand	6	0	3	1	0	0
	Moffat	2	0	1	0	0	0
	Routt	12	0	2	0	0	0
	Total	20	0	6	1	0	0

*Denver Probate Court handles Extreme Risk Protection Orders (ERPO) along with Denver District Court.

**Table 18:
District Court Civil Filings by Case Type
Fiscal Year 2024**

Judicial District	Court Location	Distrain Warrant (DT)	Discrimination (ED)	Extreme Risk (ER)	False Claims Act - Colorado (FL)	Foreclosure Other Than Rule 120 (FC)	Forcible Entry and Detainer (FE)	Foreign Judgment (FJ)
8	Jackson	4	0	0	0	0	0	0
	Larimer	2,468	3	10	0	105	14	25
	Total	2,472	3	10	0	105	14	25
9	Garfield	748	0	0	0	1	3	4
	Pitkin	281	0	0	0	7	1	5
	Rio Blanco	39	0	0	0	2	0	0
	Total	1,068	0	0	0	10	4	9
10	Pueblo	1,521	1	0	0	9	5	10
11	Chaffee	141	1	1	0	0	1	0
	Custer	52	0	0	0	0	0	0
	Fremont	326	0	3	0	1	1	5
	Park	187	0	0	0	7	0	2
	Total	706	1	4	0	8	2	7
12	Alamosa	94	0	1	0	0	0	1
	Conejos	52	0	0	0	0	1	0
	Costilla	26	0	5	0	1	1	0
	Mineral	8	0	0	0	0	0	0
	Rio Grande	67	0	1	0	2	0	0
	Saguache	57	0	0	0	2	1	1
	Total	304	0	7	0	5	3	2
13	Kit Carson	34	1	0	0	0	2	2
	Logan	115	1	2	0	2	8	2
	Morgan	320	1	1	0	1	0	4
	Phillips	29	0	0	0	0	0	1
	Sedgwick	14	0	0	0	0	1	0
	Washington	28	0	0	0	0	0	0
	Yuma	65	0	0	0	1	1	0
	Total	605	3	3	0	4	12	9
14	Grand	175	0	5	0	10	0	1
	Moffat	118	0	0	0	1	0	0
	Routt	207	0	0	0	1	3	3
	Total	500	0	5	0	12	3	4

*Denver Probate Court handles Extreme Risk Protection Orders (ERPO) along with Denver District Court.

**Table 18:
District Court Civil Filings by Case Type
Fiscal Year 2024**

Judicial District	Court Location	Fraud (FD)	Goods Sold and Delivered (GS)	Injunctive Relief (IR)	Landlord-Tenant (LT)	Lien (LN)	Malpractice (MP)
8	Jackson	0	0	1	0	0	0
	Larimer	6	17	16	2	1	3
	Total	6	17	17	2	1	3
9	Garfield	0	1	11	0	1	2
	Pitkin	0	0	5	0	0	0
	Rio Blanco	0	0	0	0	0	0
	Total	0	1	16	0	1	2
10	Pueblo	5	6	5	0	1	2
11	Chaffee	0	0	2	0	0	0
	Custer	0	1	0	0	0	0
	Fremont	2	1	1	1	0	0
	Park	1	0	0	0	0	0
	Total	3	2	3	1	0	0
12	Alamosa	0	0	1	0	0	0
	Conejos	0	0	0	0	0	0
	Costilla	0	0	2	0	0	0
	Mineral	0	0	0	0	0	0
	Rio Grande	0	1	1	0	0	0
	Total	0	1	5	0	0	0
13	Kit Carson	0	1	3	0	0	0
	Logan	0	1	1	0	0	0
	Morgan	1	0	3	0	0	1
	Phillips	0	0	0	0	0	0
	Sedgwick	0	0	0	0	0	0
	Washington	0	0	0	0	0	0
	Total	1	2	10	0	0	1
14	Grand	1	1	2	0	1	0
	Moffat	0	0	0	0	0	0
	Routt	1	2	1	1	0	1
	Total	2	3	3	1	1	1

*Denver Probate Court handles Extreme Risk Protection Orders (ERPO) along with Denver District Court.

**Table 18:
District Court Civil Filings by Case Type
Fiscal Year 2024**

Judicial District	Court Location	Motion to Approve Transfer of Structured						Note (NT)
		Mechanics Lien (ML)	Money (MY)	Settlement (TS)	Name Change (NC)	Negligence (NG)		
8	Jackson	0	1	0	0	0	0	
	Larimer	11	147	4	20	33	2	
	Total	11	148	4	20	33	2	
9	Garfield	5	40	3	0	7	0	
	Pitkin	5	11	0	0	12	0	
	Rio Blanco	0	6	0	0	0	0	
	Total	10	57	3	0	19	0	
10	Pueblo	3	67	8	0	16	0	
11	Chaffee	2	6	0	1	2	2	
	Custer	0	5	0	0	0	0	
	Fremont	3	27	6	1	2	0	
	Park	2	8	0	0	2	1	
	Total	7	46	6	2	6	3	
12	Alamosa	1	3	0	1	1	0	
	Conejos	0	2	0	0	0	0	
	Costilla	0	2	0	0	0	0	
	Mineral	0	0	0	0	0	0	
	Rio Grande	1	4	1	2	2	0	
	Total	2	13	1	5	3	0	
13	Kit Carson	1	4	0	0	0	0	
	Logan	2	10	0	3	3	0	
	Morgan	3	5	0	6	4	0	
	Phillips	0	0	0	1	0	0	
	Sedgwick	0	1	0	0	0	0	
	Washington	0	1	0	0	1	0	
	Total	6	25	0	10	9	0	
14	Grand	5	12	3	1	5	0	
	Moffat	0	5	2	0	0	0	
	Routt	5	21	0	0	5	1	
	Total	10	38	5	1	10	1	

*Denver Probate Court handles Extreme Risk Protection Orders (ERPO) along with Denver District Court.

**Table 18:
District Court Civil Filings by Case Type
Fiscal Year 2024**

Judicial District	Court Location	Other (OT)	Out of State Subpoena (SB)	Personal Injury (PL)	Personal Injury - Motor Vehicle (PM)	Petition to Seal Criminal Conviction (PC)	Petition to Seal Criminal Record (RC)
8	Jackson	1	0	0	0	0	0
	Larimer	67	22	46	132	1	2
	Total	68	22	46	132	1	2
9	Garfield	10	15	11	11	1	1
	Pitkin	7	11	10	3	1	2
	Rio Blanco	0	0	0	0	0	0
	Total	17	26	21	14	2	3
10	Pueblo	45	8	28	102	2	5
11	Chaffee	7	0	7	2	0	0
	Custer	4	0	0	1	0	0
	Fremont	10	2	9	6	0	0
	Park	1	2	2	4	0	1
	Total	22	4	18	13	0	1
12	Alamosa	8	0	6	4	0	0
	Conejos	3	2	0	0	0	0
	Costilla	8	0	1	2	0	0
	Mineral	1	1	1	0	0	0
	Rio Grande	2	0	1	2	0	2
	Saguache	2	0	0	0	0	1
Total	24	3	9	8	0	3	
13	Kit Carson	6	1	0	1	0	0
	Logan	6	0	1	3	2	0
	Morgan	6	2	0	7	1	1
	Phillips	1	0	0	1	0	0
	Sedgwick	2	0	0	0	0	0
	Washington	4	0	1	1	0	0
	Yuma	4	0	0	1	0	0
Total	29	3	2	14	3	1	
14	Grand	5	1	3	7	1	0
	Moffat	4	2	1	0	0	1
	Routt	15	7	10	4	0	0
	Total	24	10	14	11	1	1

*Denver Probate Court handles Extreme Risk Protection Orders (ERPO) along with Denver District Court.

**Table 18:
District Court Civil Filings by Case Type
Fiscal Year 2024**

Judicial District	Court Location	Case Type					
		Prohibition (PE)	Property Damage (PD)	Protection Order (RS)	Public Nuisance (PH)	Public Utilities (PU)	Replevin (RP)
8	Jackson	0	0	0	0	0	1
	Larimer	0	7	0	6	0	31
	Total	0	7	0	6	0	32
9	Garfield	0	0	1	0	0	5
	Pitkin	0	3	0	0	0	0
	Rio Blanco	0	0	1	0	0	1
	Total	0	3	2	0	0	6
10	Pueblo	0	3	0	0	0	20
11	Chaffee	0	0	0	0	0	2
	Custer	0	0	0	0	0	0
	Fremont	0	1	0	0	0	5
	Park	0	1	0	0	0	7
	Total	0	2	0	0	0	14
12	Alamosa	0	0	0	0	0	3
	Conejos	0	0	0	0	0	1
	Costilla	0	1	0	0	0	1
	Mineral	0	0	0	0	0	0
	Rio Grande	0	0	0	0	0	1
	Saguache	0	0	0	0	0	2
	Total	0	1	0	0	0	8
13	Kit Carson	0	0	0	0	0	3
	Logan	0	0	0	0	0	4
	Morgan	0	0	1	0	0	4
	Phillips	0	0	0	0	0	0
	Sedgwick	0	0	0	0	0	0
	Washington	0	0	0	0	0	3
	Yuma	0	0	0	0	0	3
	Total	0	0	1	0	0	17
14	Grand	0	0	0	0	0	2
Moffat	0	0	0	0	0	1	
Routt	0	1	0	0	0	1	
Total	0	1	0	0	0	4	

*Denver Probate Court handles Extreme Risk Protection Orders (ERPO) along with Denver District Court.

**Table 18:
District Court Civil Filings by Case Type
Fiscal Year 2024**

Judicial District	Court Location	Review - Other					
		Local Government / Person (RV)	Rule 105 Quiet Title (R5)	Rule 106 - Writs / Contempt (R6)	Rule 120 Deed of Trust (R2)	Services Rendered (SV)	Sexual Harassment (SH)
8	Jackson	0	0	0	0	0	0
	Larimer	9	10	5	140	0	0
	Total	9	10	5	140	0	0
9	Garfield	3	1	0	29	0	0
	Pitkin	0	6	6	4	0	0
	Rio Blanco	0	1	1	7	0	0
	Total	3	8	7	40	0	0
10	Pueblo	6	18	1	255	0	1
11	Chaffee	0	4	7	3	0	0
	Custer	0	3	0	2	0	0
	Fremont	1	11	14	45	0	0
	Park	4	9	3	20	0	0
	Total	5	27	24	70	0	0
12	Alamosa	1	5	0	9	0	0
	Conejos	0	4	0	3	0	0
	Costilla	0	12	1	3	0	0
	Mineral	0	1	0	1	0	0
	Rio Grande	1	4	0	6	0	0
	Saguache	0	7	0	9	0	0
Total	2	33	1	31	0	0	
13	Kit Carson	0	2	0	5	1	0
	Logan	0	0	7	24	0	0
	Morgan	0	1	0	31	0	0
	Phillips	0	0	0	5	0	0
	Sedgwick	0	1	0	1	0	0
	Washington	0	0	0	5	0	0
	Yuma	0	1	0	7	0	0
Total	0	5	7	78	1	0	
14	Grand	1	3	3	7	0	0
	Moffat	2	3	0	19	0	0
	Routt	3	5	0	8	0	0
	Total	6	11	3	34	0	0

*Denver Probate Court handles Extreme Risk Protection Orders (ERPO) along with Denver District Court.

**Table 18:
District Court Civil Filings by Case Type
Fiscal Year 2024**

Judicial District	Court Location	Sexual Misconduct on Minor (MM)	Special District (SD)	Specific Performance (SP)	Unemployment Compensation (UC)	U Visa Certification (VC)	Wages (WG)
8	Jackson	0	0	0	0	0	0
	Larimer	0	5	0	0	0	7
	<i>Total</i>	<i>0</i>	<i>5</i>	<i>0</i>	<i>0</i>	<i>0</i>	<i>7</i>
9	Garfield	0	0	0	0	0	0
	Pitkin	0	0	0	0	0	1
	Rio Blanco	0	0	0	0	0	0
	<i>Total</i>	<i>0</i>	<i>0</i>	<i>0</i>	<i>0</i>	<i>0</i>	<i>1</i>
10	Pueblo	0	0	0	0	0	2
11	Chaffee	0	0	0	0	0	1
	Custer	0	0	0	0	0	0
	Fremont	0	0	0	0	0	0
	Park	0	0	0	0	0	0
	<i>Total</i>	<i>0</i>	<i>0</i>	<i>0</i>	<i>0</i>	<i>0</i>	<i>1</i>
12	Alamosa	0	0	0	0	0	0
	Conejos	0	0	0	0	0	0
	Costilla	0	0	0	0	0	0
	Mineral	0	0	0	0	0	0
	Rio Grande	0	0	0	0	0	0
	Saguache	0	0	0	0	0	0
	<i>Total</i>	<i>0</i>	<i>0</i>	<i>0</i>	<i>0</i>	<i>0</i>	<i>0</i>
13	Kit Carson	0	0	0	0	0	0
	Logan	0	0	0	0	0	0
	Morgan	0	0	0	0	0	0
	Phillips	0	0	0	0	0	0
	Sedgwick	0	0	0	0	0	0
	Washington	0	0	0	0	0	0
	Yuma	0	0	0	0	1	0
	<i>Total</i>	<i>0</i>	<i>0</i>	<i>0</i>	<i>0</i>	<i>1</i>	<i>0</i>
14	Grand	0	20	0	0	0	0
	Moffat	0	0	0	0	0	0
	Routt	0	1	0	0	0	2
	<i>Total</i>	<i>0</i>	<i>21</i>	<i>0</i>	<i>0</i>	<i>0</i>	<i>2</i>

*Denver Probate Court handles Extreme Risk Protection Orders (ERPO) along with Denver District Court.

**Table 18:
District Court Civil Filings by Case Type
Fiscal Year 2024**

Judicial District	Court Location	Workman's Compensation (WC)	Writ of Habeas Corpus (WH)	Wrongful Death (WF)	Wrongful Death – Motor Vehicle (WV)	Total	Total minus Distraint and Rule 120 Cases
8	Jackson	0	0	0	0	9	5
	Larimer	0	0	2	2	3,622	1,014
	Total	0	0	2	2	3,631	1,019
9	Garfield	0	0	0	1	950	173
	Pitkin	0	0	0	0	430	145
	Rio Blanco	0	0	0	0	58	12
	Total	0	0	0	1	1,438	330
10	Pueblo	0	2	6	0	2,251	475
	Total	0	2	6	0	2,251	475
11	Chaffee	0	1	0	1	202	58
	Custer	0	0	0	0	75	21
	Fremont	0	28	0	0	537	166
	Park	0	0	0	0	278	71
	Total	0	29	0	1	1,092	316
12	Alamosa	0	0	0	0	143	40
	Conejos	0	0	0	0	72	17
	Costilla	0	0	0	0	69	40
	Mineral	0	0	0	0	13	4
	Rio Grande	0	0	1	0	114	41
	Saguache	0	0	0	0	101	35
	Total	0	0	1	0	512	177
13	Kit Carson	0	0	0	2	77	38
	Logan	0	1	0	0	214	75
	Morgan	0	0	0	0	425	74
	Phillips	0	0	0	0	41	7
	Sedgwick	0	0	0	0	21	6
	Washington	0	3	0	0	48	15
	Yuma	0	0	0	0	97	25
	Total	0	4	0	2	923	240
14	Grand	0	0	0	0	297	115
	Moffat	0	0	0	0	163	26
	Routt	0	0	0	0	336	121
	Total	0	0	0	0	796	262

*Denver Probate Court handles Extreme Risk Protection Orders (ERPO) along with Denver District Court.

**Table 18:
District Court Civil Filings by Case Type
Fiscal Year 2024**

Judicial District	Court Location	Breach of Contract (CT)	Breach of Warranty (BW)	County Court Counter Claim (CC)	Condemnation (CD)	Confirm Arbitration Award (AW)	Conservation Easements (CE)
15	Baca	0	0	0	0	0	0
	Cheyenne	1	0	0	0	0	0
	Kiowa	0	0	0	0	0	0
	Prowers	1	0	0	1	0	0
	Total	2	0	0	1	0	0
16	Bent	0	0	0	0	0	0
	Crowley	2	0	0	6	0	0
	Otero	3	0	0	0	0	0
	Total	5	0	0	6	0	0
17	Adams	381	7	0	6	2	0
	Broomfield	24	0	0	0	186	0
	Total	405	7	0	6	188	0
18	Arapahoe	364	17	0	2	7	0
	Douglas	156	1	4	1	7	0
	Elbert	16	0	0	1	0	0
	Lincoln	1	0	0	0	0	0
	Total	537	18	4	4	14	0
19	Weld	111	3	3	11	1	0
20	Boulder	225	5	0	2	3	0
21	Mesa	50	2	0	0	0	0
22	Dolores	1	0	0	0	0	0
	Montezuma	7	0	0	0	0	0
	Total	8	0	0	0	0	0
State Total		2,987	73	34	56	243	0
Percent of State Total		3%	0.08%	0.04%	0.06%	0.26%	0.000%

*Denver Probate Court handles Extreme Risk Protection Orders (ERPO) along with Denver District Court.

**Table 18:
District Court Civil Filings by Case Type
Fiscal Year 2024**

Judicial District	Court Location	County Court or Municipal Appeal (CP)	Deceptive Trade Practice (DP)	Declaratory Judgment (DJ)	Deprivation of Rights (RD)	Determination of Interests (DI)	Disclaimer (DC)
15	Baca	2	0	0	0	0	0
	Cheyenne	0	0	0	0	0	0
	Kiowa	0	0	0	0	0	0
	Prowers	4	0	0	0	0	0
	Total	6	0	0	0	0	0
16	Bent	0	0	1	0	0	0
	Crowley	2	0	0	0	0	0
	Otero	2	0	2	0	0	0
	Total	4	0	3	0	0	0
17	Adams	49	1	13	4	3	0
	Broomfield	4	1	5	1	0	0
	Total	53	2	18	5	3	0
18	Arapahoe	107	6	25	0	3	0
	Douglas	43	2	18	5	1	0
	Elbert	4	0	3	0	0	0
	Lincoln	0	0	1	0	0	0
	Total	154	8	47	5	4	0
19	Weld	34	3	22	0	1	0
20	Boulder	30	3	16	2	1	0
21	Mesa	18	0	10	0	2	0
22	Dolores	1	0	1	0	0	0
	Montezuma	4	0	4	0	0	0
	Total	5	0	5	0	0	0
State Total		718	33	358	40	27	0
Percent of State Total		1%	0%	0.38%	0.04%	0.03%	0%

*Denver Probate Court handles Extreme Risk Protection Orders (ERPO) along with Denver District Court.

**Table 18:
District Court Civil Filings by Case Type
Fiscal Year 2024**

Judicial District	Court Location	Distraint Warrant (DT)	Discrimination (ED)	Extreme Risk (ER)	False Claims Act - Colorado (FL)	Foreclosure Other Than Rule 120 (FC)	Forcible Entry and Detainer (FE)	Foreign Judgment (FJ)
15	Baca	31	0	0	0	0	0	1
	Cheyenne	12	0	0	0	0	1	0
	Kiowa	9	0	0	0	0	0	0
	Prowers	95	0	0	0	1	0	0
	Total	147	0	0	0	0	1	1
16	Bent	57	0	0	0	0	2	0
	Crowley	31	0	0	0	1	3	0
	Otero	103	0	0	0	0	0	1
	Total	191	0	0	0	0	1	5
17	Adams	7,143	6	5	0	43	41	33
	Broomfield	549	1	3	0	2	4	6
	Total	7,692	7	8	0	45	45	39
18	Arapahoe	7,514	19	6	0	66	70	40
	Douglas	2,389	4	4	0	25	22	25
	Elbert	213	0	0	0	3	1	1
	Lincoln	57	0	0	0	0	0	1
	Total	10,173	23	10	0	94	93	67
19	Weld	3,527	4	0	0	22	18	26
20	Boulder	2,446	2	0	0	13	23	21
21	Mesa	1,191	1	2	0	2	4	6
22	Dolores	13	0	0	0	0	0	0
	Montezuma	195	0	1	0	1	1	4
	Total	208	0	1	0	1	1	4
State Total		68,652	80	155	2	544	442	380
Percent of State Total		74%	0.086%	0%	0%	1%	0.47%	0.408%

*Denver Probate Court handles Extreme Risk Protection Orders (ERPO) along with Denver District Court.

**Table 18:
District Court Civil Filings by Case Type
Fiscal Year 2024**

Judicial District	Court Location	Fraud (FD)	Goods Sold and Delivered (GS)	Injunctive Relief (IR)	Landlord-Tenant (LT)	Lien (LN)	Malpractice (MP)
15	Baca	0	1	1	0	0	0
	Cheyenne	0	0	0	0	0	0
	Kiowa	0	0	0	0	0	0
	Prowers	0	1	2	0	0	0
	Total	0	2	3	0	0	0
16	Bent	0	0	0	0	0	0
	Crowley	0	0	0	0	0	0
	Otero	0	0	0	0	1	0
	Total	0	0	0	0	1	0
17	Adams	9	26	14	3	2	6
	Broomfield	0	0	4	0	1	1
	Total	9	26	18	3	3	7
18	Arapahoe	23	23	20	7	3	20
	Douglas	9	19	9	1	3	8
	Elbert	3	4	0	1	3	0
	Lincoln	0	0	0	0	0	0
	Total	35	46	29	9	9	28
19	Weld	4	21	12	0	4	1
20	Boulder	8	19	16	3	1	10
21	Mesa	2	7	10	1	0	4
22	Dolores	0	0	1	0	0	0
	Montezuma	1	1	2	0	0	0
	Total	1	1	3	0	0	0
State Total		175	307	310	109	36	155
Percent of State Total		0.19%	0.33%	0.33%	0.12%	0.04%	0.17%

*Denver Probate Court handles Extreme Risk Protection Orders (ERPO) along with Denver District Court.

**Table 18:
District Court Civil Filings by Case Type
Fiscal Year 2024**

Judicial District	Court Location	Motion to Approve Transfer of Structured						Note (NT)
		Mechanics Lien (ML)	Money (MY)	Settlement (TS)	Name Change (NC)	Negligence (NG)		
15	Baca	0	3	0	0	0	0	
	Cheyenne	0	1	0	0	0	0	
	Kiowa	0	0	0	0	0	0	
	Prowers	0	3	1	4	1	0	
	Total	0	7	1	4	1	0	
16	Bent	0	2	0	0	0	0	
	Crowley	1	1	0	0	0	0	
	Otero	0	3	0	0	1	0	
	Total	1	6	0	0	1	0	
17	Adams	22	271	6	1	35	3	
	Broomfield	2	53	0	8	4	2	
	Total	24	324	6	9	39	5	
18	Arapahoe	30	358	10	72	68	7	
	Douglas	30	193	3	14	34	2	
	Elbert	3	13	0	0	0	0	
	Lincoln	0	3	0	1	1	0	
	Total	63	567	13	87	103	9	
19	Weld	21	158	7	2	30	1	
20	Boulder	28	142	3	13	238	3	
21	Mesa	0	90	1	31	13	0	
22	Dolores	0	0	0	0	0	0	
	Montezuma	0	5	0	0	1	0	
	Total	0	5	0	0	1	0	
State Total		377	2,740	95	395	765	109	
Percent of State Total		0.41%	3%	0.10%	0.42%	0.82%	0.12%	

*Denver Probate Court handles Extreme Risk Protection Orders (ERPO) along with Denver District Court.

**Table 18:
District Court Civil Filings by Case Type
Fiscal Year 2024**

Judicial District	Court Location	Other (OT)	Out of State Subpoena (SB)	Personal Injury (PL)	Personal Injury - Motor Vehicle (PM)	Petition to Seal Criminal Conviction (PC)	Petition to Seal Criminal Record (RC)
15	Baca	5	2	0	2	1	0
	Cheyenne	3	0	0	2	0	0
	Kiowa	2	0	0	0	0	0
	Prowers	3	1	1	3	0	0
	Total	13	3	1	7	1	0
16	Bent	4	0	1	0	0	0
	Crowley	1	0	1	0	0	0
	Otero	8	0	5	2	1	0
	Total	13	0	7	2	1	0
17	Adams	134	23	86	246	5	14
	Broomfield	16	6	10	29	0	1
	Total	150	29	96	275	5	15
18	Arapahoe	229	92	153	416	5	9
	Douglas	61	36	52	154	3	5
	Elbert	20	1	1	2	0	0
	Lincoln	12	0	0	1	1	1
	Total	322	129	206	573	9	15
19	Weld	61	19	29	114	3	4
20	Boulder	121	36	66	136	1	11
21	Mesa	32	11	22	41	3	2
22	Dolores	2	0	0	0	0	0
	Montezuma	3	1	1	4	0	1
	Total	5	1	1	4	0	1
State Total		1,643	567	1,207	2,783	77	226
Percent of State Total		1.77%	0.61%	1%	3%	0.08%	0%

*Denver Probate Court handles Extreme Risk Protection Orders (ERPO) along with Denver District Court.

**Table 18:
District Court Civil Filings by Case Type
Fiscal Year 2024**

Judicial District	Court Location	Case Type					
		Prohibition (PE)	Property Damage (PD)	Protection Order (RS)	Public Nuisance (PH)	Public Utilities (PU)	Replevin (RP)
15	Baca	0	0	0	0	0	0
	Cheyenne	0	0	0	0	0	0
	Kiowa	0	0	0	0	0	0
	Prowers	0	1	0	0	0	0
	Total	0	1	0	0	0	0
16	Bent	0	0	0	0	0	0
	Crowley	0	0	0	0	0	1
	Otero	0	2	0	0	0	1
	Total	0	2	0	0	0	2
17	Adams	0	4	0	14	0	52
	Broomfield	0	2	0	1	0	11
	Total	0	6	0	15	0	63
18	Arapahoe	0	6	1	14	0	112
	Douglas	0	4	1	4	0	33
	Elbert	0	1	0	0	0	6
	Lincoln	0	0	0	0	0	0
	Total	0	11	2	18	0	151
19	Weld	0	3	0	0	0	71
20	Boulder	0	81	0	0	0	14
21	Mesa	0	0	1	0	0	22
22	Dolores	0	0	0	0	0	0
	Montezuma	0	0	0	0	0	4
	Total	0	0	0	0	0	4
State Total		0	147	28	201	2	661
Percent of State Total		0.00%	0.16%	0.03%	0.22%	0.00%	0.71%

*Denver Probate Court handles Extreme Risk Protection Orders (ERPO) along with Denver District Court.

**Table 18:
District Court Civil Filings by Case Type
Fiscal Year 2024**

Judicial District	Court Location	Review - Other					
		Local Government / Person (RV)	Rule 105 Quiet Title (R5)	Rule 106 - Writs / Contempt (R6)	Rule 120 Deed of Trust (R2)	Services Rendered (SV)	Sexual Harassment (SH)
15	Baca	0	1	0	0	0	0
	Cheyenne	1	0	0	3	0	0
	Kiowa	0	0	2	0	0	0
	Prowers	0	1	0	5	0	0
	Total	1	2	2	8	0	0
16	Bent	0	1	10	6	0	0
	Crowley	0	1	20	7	0	0
	Otero	1	3	0	27	0	0
	Total	1	5	30	40	0	0
17	Adams	12	11	2	370	9	0
	Broomfield	1	0	0	23	1	0
	Total	13	11	2	393	10	0
18	Arapahoe	18	10	4	364	21	1
	Douglas	14	2	4	111	2	1
	Elbert	0	1	0	17	0	0
	Lincoln	0	2	0	9	0	0
	Total	32	15	8	501	23	2
19	Weld	13	11	11	248	4	0
20	Boulder	5	11	7	58	6	1
21	Mesa	2	8	0	131	1	0
22	Dolores	0	1	0	4	0	0
	Montezuma	1	4	1	15	0	0
	Total	1	5	1	19	0	0
State Total		214	332	209	3,305	174	7
Percent of State Total		0.23%	0.36%	0.22%	4%	0.19%	0.008%

*Denver Probate Court handles Extreme Risk Protection Orders (ERPO) along with Denver District Court.

**Table 18:
District Court Civil Filings by Case Type
Fiscal Year 2024**

Judicial District	Court Location	Sexual Misconduct on Minor (MM)	Special District (SD)	Specific Performance (SP)	Unemployment Compensation (UC)	U Visa Certification (VC)	Wages (WG)
15	Baca	0	0	0	0	0	0
	Cheyenne	0	0	0	0	0	0
	Kiowa	0	0	0	0	0	0
	Prowers	0	0	0	0	0	0
	<i>Total</i>	<i>0</i>	<i>0</i>	<i>0</i>	<i>0</i>	<i>0</i>	<i>0</i>
16	Bent	0	0	0	0	0	0
	Crowley	0	0	0	0	0	0
	Otero	0	0	0	0	0	0
	<i>Total</i>	<i>0</i>	<i>0</i>	<i>0</i>	<i>0</i>	<i>0</i>	<i>0</i>
17	Adams	0	4	0	0	1	6
	Broomfield	0	0	0	0	0	0
	<i>Total</i>	<i>0</i>	<i>4</i>	<i>0</i>	<i>0</i>	<i>1</i>	<i>6</i>
18	Arapahoe	0	0	2	0	1	18
	Douglas	0	7	2	0	0	4
	Elbert	0	8	0	0	0	0
	Lincoln	0	0	0	0	0	0
	<i>Total</i>	<i>0</i>	<i>15</i>	<i>4</i>	<i>0</i>	<i>1</i>	<i>22</i>
19	Weld	2	15	0	0	0	5
20	Boulder	0	0	1	0	0	9
21	Mesa	0	1	0	0	0	3
22	Dolores	0	0	0	0	0	0
	Montezuma	0	0	0	0	0	0
	<i>Total</i>	<i>0</i>	<i>0</i>	<i>0</i>	<i>0</i>	<i>0</i>	<i>0</i>
<i>State Total</i>		<i>5</i>	<i>89</i>	<i>7</i>	<i>0</i>	<i>5</i>	<i>384</i>
<i>Percent of State Total</i>		<i>0.005%</i>	<i>0.10%</i>	<i>0.01%</i>	<i>0.000%</i>	<i>0.005%</i>	<i>0.41%</i>

*Denver Probate Court handles Extreme Risk Protection Orders (ERPO) along with Denver District Court.

**Table 18:
District Court Civil Filings by Case Type
Fiscal Year 2024**

Judicial District	Court Location	Workman's Compensation (WC)	Writ of Habeas Corpus (WH)	Wrongful Death (WF)	Wrongful Death – Motor Vehicle (WV)	Total	Total minus Distraint and Rule 120 Cases
15	Baca	0	0	0	0	50	19
	Cheyenne	0	0	0	0	24	9
	Kiowa	0	0	1	0	14	5
	Prowers	0	0	0	0	129	29
	Total	0	0	1	0	217	62
16	Bent	0	0	0	0	84	21
	Crowley	0	9	0	0	87	49
	Otero	0	0	0	0	166	36
	Total	0	9	0	0	337	106
17	Adams	0	3	10	5	9,146	1,633
	Broomfield	0	0	2	0	964	392
	Total	0	3	12	5	10,110	2,025
18	Arapahoe	0	1	16	3	10,383	2,505
	Douglas	1	3	6	3	3,545	1,045
	Elbert	0	0	0	0	326	96
	Lincoln	0	0	0	0	91	25
	Total	1	4	22	6	14,345	3,671
19	Weld	0	1	5	5	4,671	896
20	Boulder	0	0	8	2	3,850	1,346
21	Mesa	0	1	1	1	1,730	408
22	Dolores	0	0	1	0	25	8
	Montezuma	0	0	0	1	263	53
	Total	0	0	1	1	288	61
State Total		136	128	102	47	93,083	21,126
Percent of State Total		0.15%	0.14%	0.11%	0.05%	100%	

*Denver Probate Court handles Extreme Risk Protection Orders (ERPO) along with Denver District Court.

**Table 19:
District Court Criminal Filings by Case Type
Fiscal Year 2024**

Judicial District	Court Location	Arson (AR)	Assault (AS)	Bail Violation (BV)	Bribery-Tampering (BR)	Burglary (BU)	Child Abuse (CA)	Criminal Mischief (CM)	Cruelty to Animals (AM)	Driving Under the Influence (DU)	Drugs (DG)	Escape (EC)	Forgery (FG)	Fraud (FD)	Fugitive from Justice (FU)
1	Gilpin	0	18	0	1	8	0	6	0	10	17	1	1	3	7
	Jefferson	18	414	2	12	226	13	43	4	79	553	126	59	9	108
	Total	18	432	2	13	234	13	49	4	89	570	127	60	12	115
2	Denver*	23	843	0	26	483	18	94	1	39	966	101	14	88	100
3	Huerfano	3	9	0	0	21	1	2	0	4	10	0	0	0	1
	Las Animas	0	32	0	0	16	0	1	1	3	25	6	5	0	24
	Total	3	41	0	0	37	1	3	1	7	35	6	5	0	25
4	El Paso	31	818	0	31	484	17	87	15	93	612	122	42	49	213
	Teller	1	18	0	4	13	2	3	1	14	29	6	4	1	12
	Total	32	836	0	35	497	19	90	16	107	641	128	46	50	225
5	Clear Creek	0	11	0	0	9	1	1	0	4	26	1	0	2	5
	Eagle	1	36	0	4	20	0	10	0	16	35	2	11	2	17
	Lake	0	10	0	0	4	1	3	0	4	9	0	1	1	1
	Summit	1	48	0	1	13	1	7	0	10	16	0	9	5	13
	Total	2	105	0	5	46	3	21	0	34	86	3	21	10	36
6	Archuleta	3	25	0	0	11	0	3	0	5	19	2	1	1	10
	La Plata	3	77	0	1	38	0	16	0	24	45	11	17	5	35
	San Juan	0	1	0	0	4	0	0	0	0	0	0	0	0	0
	Total	6	103	0	1	53	0	19	0	29	64	13	18	6	45
7	Delta	4	31	1	0	17	0	9	1	10	42	0	2	2	11
	Gunnison	0	14	0	0	5	0	1	0	9	10	1	2	1	8
	Hinsdale	0	1	0	0	1	0	0	0	2	0	0	0	1	1
	Montrose	1	49	2	0	27	1	9	0	16	69	2	6	1	7
	Montrose-Nucla	2	3	0	0	6	0	1	0	2	0	0	0	0	1
	Ouray	0	3	0	0	1	0	0	0	2	3	0	0	0	2
	San Miguel	0	10	0	0	3	0	4	0	2	11	0	1	0	3
	Total	7	111	3	0	60	1	24	1	43	135	3	11	5	33

*Denver District Criminal FY filings reflect bind over cases received from Denver County Court at the time this report was generated.

**Table 19:
District Court Criminal Filings by Case Type
Fiscal Year 2024**

Judicial District	Court Location	Habitual							Obstruction				
		Gambling (GM)	Traffic (HT)	Homicide (HM)	Impersonation (IM)	Incest (IC)	Kidnapping (KN)	Menacing (MN)	of Public Justice (OP)	Other (OT)	Perjury (PJ)	Pornography (PN)	Prostitution (PS)
1	Gilpin	2	0	0	1	0	0	6	0	7	0	0	0
	Jefferson	0	1	62	17	0	24	189	23	164	0	1	0
	Total	2	1	62	18	0	24	195	23	171	0	1	0
2	Denver*	0	0	154	4	0	45	385	32	101	0	0	0
3	Huerfano	0	1	3	1	0	8	10	0	7	0	0	0
	Las Animas	0	0	6	1	0	0	15	1	14	0	0	0
	Total	0	1	9	2	0	8	25	1	21	0	0	0
4	El Paso	2	0	154	33	0	130	405	47	136	0	1	1
	Teller	0	0	1	3	0	2	19	0	18	0	0	0
	Total	2	0	155	36	0	132	424	47	154	0	1	1
5	Clear Creek	0	0	2	5	0	4	14	2	12	1	0	0
	Eagle	0	0	1	4	0	3	19	9	10	0	0	0
	Lake	0	0	0	0	0	1	4	3	3	0	0	0
	Summit	0	0	1	1	0	3	18	9	6	0	0	0
	Total	0	0	4	10	0	11	55	23	31	1	0	0
6	Archuleta	0	0	3	1	0	0	12	7	4	0	1	0
	La Plata	0	0	6	5	0	3	32	3	15	0	0	0
	San Juan	0	0	0	0	0	0	1	0	0	0	0	0
	Total	0	0	9	6	0	3	45	10	19	0	1	0
7	Delta	0	0	2	1	0	4	10	1	37	0	0	0
	Gunnison	0	0	0	0	0	0	9	0	4	0	0	0
	Hinsdale	0	0	0	0	0	0	0	0	0	0	0	0
	Montrose	0	0	2	9	0	4	29	5	21	0	0	0
	Montrose-Nucla	0	0	1	0	0	0	3	0	1	0	0	0
	Ouray	0	0	0	2	0	0	2	0	3	0	0	0
	San Miguel	0	0	0	1	0	0	5	0	8	0	0	0
	Total	0	0	5	13	0	8	58	6	74	0	0	0

*Denver District Criminal FY filings reflect bind over cases received from Denver County Court at the time this report was generated.

**Table 19:
District Court Criminal Filings by Case Type
Fiscal Year 2024**

Judicial District	Court Location	Public Indecency (PI)	Abuse of Public Office (PO)	Public Peace and Order (PP)	Robbery (RB)	Sex Offenses (SX)	Solicitation (SL)	Support of Spouse or Children (NS)	Tampering (TM)	Theft (TH)	Trespass (TP)	Vehicular Assault (VA)	Vehicular Homicide (VH)	Weapon (WP)	Total
1	Gilpin	0	0	0	2	4	0	0	0	57	0	1	0	1	153
	Jefferson	0	1	69	107	161	0	0	1	591	67	20	6	39	3,209
	Total	0	1	69	109	165	0	0	1	648	67	21	6	40	3,362
2	Denver*	0	4	65	186	226	0	0	0	862	51	18	10	156	5,095
3	Huerfano	0	0	6	0	0	0	0	0	17	4	1	2	3	114
	Las Animas	0	0	0	0	8	0	0	2	18	1	0	0	2	181
	Total	0	0	6	0	8	0	0	2	35	5	1	2	5	295
4	El Paso	0	1	230	154	248	0	0	6	1,000	140	47	15	118	5,482
	Teller	0	0	0	3	8	0	0	2	23	4	0	0	5	196
	Total	0	1	230	157	256	0	0	8	1,023	144	47	15	123	5,678
5	Clear Creek	0	0	9	1	3	0	0	0	9	0	1	0	6	129
	Eagle	0	0	9	6	6	0	0	3	48	2	2	2	8	286
	Lake	0	0	0	0	1	0	0	0	5	2	0	0	1	54
	Summit	0	0	4	2	8	0	0	0	35	5	1	0	0	217
	Total	0	0	22	9	18	0	0	3	97	9	4	2	15	686
6	Archuleta	0	0	3	1	0	0	0	0	13	7	0	0	1	133
	La Plata	0	0	5	4	13	0	0	0	44	14	1	0	4	421
	San Juan	0	0	0	0	0	0	0	0	2	0	3	0	1	12
	Total	0	0	8	5	13	0	0	0	59	21	4	0	6	566
7	Delta	0	0	2	0	10	0	0	0	30	2	0	0	5	234
	Gunnison	0	0	3	4	7	0	0	0	4	0	0	0	3	85
	Hinsdale	0	0	0	0	0	0	0	0	1	0	0	0	0	7
	Montrose	1	0	13	3	20	0	0	1	48	4	4	0	6	360
	Montrose-Nucla	0	0	1	0	1	0	0	0	0	2	1	0	0	25
	Ouray	0	0	1	0	4	0	0	0	6	1	1	0	0	31
	San Miguel	0	0	0	1	1	0	0	1	3	0	0	0	0	54
Total	1	0	20	8	43	0	0	2	92	9	6	0	14	796	

*Denver District Criminal FY filings reflect bind over cases received from Denver County Court at the time this report was generated.

**Table 19:
District Court Criminal Filings by Case Type
Fiscal Year 2024**

Judicial District	Court Location	Case Type													
		Arson (AR)	Assault (AS)	Bail Violation (BV)	Bribery-Tampering (BR)	Burglary (BU)	Child Abuse (CA)	Criminal Mischief (CM)	Cruelty to Animals (AM)	Driving Under the Influence (DU)	Drugs (DG)	Escape (EC)	Forgery (FG)	Fraud (FD)	Fugitive from Justice (FU)
8	Jackson	0	2	0	0	1	0	0	0	4	0	0	0	0	1
	Larimer	10	361	2	13	156	5	42	4	72	425	60	35	37	78
	Total	10	363	2	13	157	5	42	4	76	425	60	35	37	79
9	Garfield	4	68	0	0	22	1	3	1	29	74	2	4	1	19
	Pitkin	0	14	0	0	8	1	3	0	6	0	0	1	1	3
	Rio Blanco	0	5	0	0	4	0	0	0	0	3	0	3	0	1
	Total	4	87	0	0	34	2	6	1	35	77	2	8	2	23
10	Pueblo	4	208	0	1	93	8	38	3	34	134	36	10	4	50
11	Chaffee	0	31	2	2	18	1	8	0	7	23	2	7	1	12
	Custer	0	5	0	0	2	0	0	0	1	0	0	1	0	1
	Fremont	7	91	0	2	42	3	7	0	9	115	42	10	1	14
	Park	3	19	0	0	2	4	3	0	5	5	0	0	0	2
	Total	10	146	2	4	64	8	18	0	22	143	44	18	2	29
12	Alamosa	2	37	0	0	35	1	6	0	4	55	4	8	0	13
	Conejos	1	10	0	0	17	1	0	1	0	16	0	2	0	4
	Costilla	1	12	0	0	7	0	0	0	4	2	2	4	0	7
	Mineral	0	0	0	0	2	0	0	0	0	0	0	0	0	0
	Rio Grande	1	33	0	0	29	1	2	0	6	26	0	3	2	7
	Saguache	0	7	0	0	17	2	0	0	4	4	0	2	2	1
	Total	5	99	0	0	107	5	8	1	18	103	6	19	4	32
13	Kit Carson	0	11	0	0	0	2	2	0	3	1	0	0	1	14
	Logan	4	58	0	2	21	2	2	0	8	50	24	7	2	20
	Morgan	1	55	0	7	23	3	3	0	13	51	10	13	2	21
	Phillips	0	7	3	0	2	0	0	1	1	7	0	1	1	0
	Sedgwick	0	2	0	0	1	0	1	0	2	0	0	1	0	1
	Washington	0	6	0	0	4	0	1	0	2	3	0	1	0	1
	Yuma	2	13	0	0	3	0	0	1	3	4	0	5	0	9
	Total	7	152	3	9	54	7	9	2	32	116	34	28	6	66
14	Grand	0	15	0	2	10	0	5	0	4	19	0	0	2	6
	Moffat	0	29	0	1	15	0	2	3	9	42	0	3	2	4
	Routt	2	27	0	0	13	3	5	0	7	35	0	0	0	3
	Total	2	71	0	3	38	3	12	3	20	96	0	3	4	13

*Denver District Criminal FY filings reflect bind over cases received from Denver County Court at the time this report was generated.

**Table 19:
District Court Criminal Filings by Case Type
Fiscal Year 2024**

Judicial District	Court Location	Habitual					Obstruction						
		Gambling (GM)	Traffic (HT)	Homicide (HM)	Impersonation (IM)	Incest (IC)	Kidnapping (KN)	Menacing (MN)	of Public Justice (OP)	Other (OT)	Perjury (PJ)	Pornography (PN)	Prostitution (PS)
8	Jackson	0	0	0	0	0	0	0	0	0	0	0	0
	Larimer	0	0	22	17	1	22	112	26	30	0	0	4
	<i>Total</i>	<i>0</i>	<i>0</i>	<i>22</i>	<i>17</i>	<i>1</i>	<i>22</i>	<i>112</i>	<i>26</i>	<i>30</i>	<i>0</i>	<i>0</i>	<i>4</i>
9	Garfield	0	0	7	5	0	3	39	2	12	0	0	3
	Pitkin	0	0	0	1	0	0	4	0	4	0	0	0
	Rio Blanco	0	0	0	0	0	0	2	0	2	0	0	0
	<i>Total</i>	<i>0</i>	<i>0</i>	<i>7</i>	<i>6</i>	<i>0</i>	<i>3</i>	<i>45</i>	<i>2</i>	<i>18</i>	<i>0</i>	<i>0</i>	<i>3</i>
10	Pueblo	0	0	35	22	0	31	110	11	32	0	0	0
11	Chaffee	0	0	1	0	0	0	9	0	9	0	1	0
	Custer	0	0	1	1	0	0	3	4	0	0	0	0
	Fremont	0	0	15	5	0	2	27	2	19	0	0	0
	Park	0	0	0	1	0	0	5	0	5	0	0	0
	<i>Total</i>	<i>0</i>	<i>0</i>	<i>17</i>	<i>7</i>	<i>0</i>	<i>2</i>	<i>44</i>	<i>6</i>	<i>33</i>	<i>0</i>	<i>1</i>	<i>0</i>
12	Alamosa	0	0	9	7	1	6	15	1	26	0	0	0
	Conejos	0	0	2	1	0	1	10	0	12	0	0	0
	Costilla	0	0	3	0	0	3	9	0	7	0	0	0
	Mineral	0	0	0	0	0	0	0	0	0	0	0	0
	Rio Grande	0	0	0	0	0	2	10	0	14	0	0	0
	Saguache	0	0	2	2	0	1	7	0	2	0	0	0
	<i>Total</i>	<i>0</i>	<i>0</i>	<i>16</i>	<i>10</i>	<i>1</i>	<i>13</i>	<i>51</i>	<i>1</i>	<i>61</i>	<i>0</i>	<i>0</i>	<i>0</i>
13	Kit Carson	0	0	0	4	0	0	6	0	4	0	0	0
	Logan	0	0	2	0	0	0	14	2	10	0	0	0
	Morgan	0	0	2	2	0	2	20	9	12	0	0	0
	Phillips	0	0	0	0	0	0	1	0	2	0	0	0
	Sedgwick	0	0	0	0	0	0	3	0	0	0	0	0
	Washington	0	0	0	1	0	0	0	0	4	0	0	0
	Yuma	0	0	0	1	0	0	2	0	3	0	0	0
	<i>Total</i>	<i>0</i>	<i>0</i>	<i>4</i>	<i>8</i>	<i>0</i>	<i>2</i>	<i>46</i>	<i>11</i>	<i>35</i>	<i>0</i>	<i>0</i>	<i>0</i>
14	Grand	0	0	0	0	0	2	11	1	2	0	0	0
	Moffat	0	1	0	0	0	2	9	2	15	0	0	0
	Routt	0	0	0	1	0	0	11	3	10	0	0	1
	<i>Total</i>	<i>0</i>	<i>1</i>	<i>0</i>	<i>1</i>	<i>0</i>	<i>4</i>	<i>31</i>	<i>6</i>	<i>27</i>	<i>0</i>	<i>0</i>	<i>1</i>

*Denver District Criminal FY filings reflect bind over cases received from Denver County Court at the time this report was generated.

**Table 19:
District Court Criminal Filings by Case Type
Fiscal Year 2024**

Judicial District	Court Location	Public Indecency (PI)	Abuse of Public Office (PO)	Public Peace and Order (PP)	Robbery (RB)	Sex Offenses (SX)	Solicitation (SL)	Support of Spouse or Children (NS)	Tampering (TM)	Theft (TH)	Trespass (TP)	Vehicular Assault (VA)	Vehicular Homicide (VH)	Weapon (WP)	Total
8	Jackson	0	0	1	0	2	0	0	0	1	0	0	0	0	12
	Larimer	0	0	119	35	121	0	0	6	385	51	14	0	26	2,291
	Total	0	0	120	35	123	0	0	6	386	51	14	0	26	2,303
9	Garfield	0	0	20	4	32	0	0	0	76	15	3	0	7	456
	Pitkin	0	0	3	0	6	0	0	0	28	4	1	0	0	88
	Rio Blanco	0	0	0	0	3	0	0	0	4	4	0	0	2	33
	Total	0	0	23	4	41	0	0	0	108	23	4	0	9	577
10	Pueblo	0	0	51	53	46	0	0	2	299	29	9	3	53	1,409
	Chaffee	0	0	11	2	9	0	0	2	29	4	1	0	1	193
11	Custer	0	1	0	0	1	0	0	0	1	0	0	0	1	23
	Fremont	0	0	8	5	20	0	0	0	52	9	3	0	12	522
	Park	0	0	0	0	2	0	0	0	2	5	2	0	2	67
	Total	0	1	19	7	32	0	0	2	84	18	6	0	16	805
12	Alamosa	0	0	0	9	11	0	0	3	24	3	3	0	13	296
	Conejos	0	0	2	2	3	0	0	0	14	1	2	0	1	103
	Costilla	0	0	0	0	0	0	0	0	13	1	1	0	2	78
	Mineral	0	0	0	0	0	0	0	0	5	0	0	0	0	7
	Rio Grande	0	0	6	2	7	0	0	0	14	3	0	0	4	172
	Saguache	0	0	1	0	3	0	0	0	7	1	0	0	1	66
	Total	0	0	9	13	24	0	0	3	77	9	6	0	21	722
13	Kit Carson	0	0	1	0	2	0	0	1	14	0	0	0	0	66
	Logan	0	0	6	6	13	0	0	3	31	11	4	0	11	313
	Morgan	0	0	10	4	13	0	0	1	48	12	1	0	4	342
	Phillips	0	0	0	0	1	0	0	0	4	2	0	0	0	33
	Sedgwick	0	0	0	0	3	0	0	0	2	1	0	0	0	17
	Washington	0	0	0	0	2	0	0	0	5	0	1	0	0	31
	Yuma	0	0	0	0	1	0	0	0	8	1	0	0	0	56
	Total	0	0	17	10	35	0	0	5	112	27	6	0	15	858
14	Grand	0	0	8	0	4	0	0	0	10	2	0	0	6	109
	Moffat	0	0	2	1	7	0	0	2	14	2	1	0	10	178
	Routt	0	0	5	0	8	0	0	3	24	4	1	1	1	168
	Total	0	0	15	1	19	0	0	5	48	8	2	1	17	455

*Denver District Criminal FY filings reflect bind over cases received from Denver County Court at the time this report was generated.

**Table 19:
District Court Criminal Filings by Case Type
Fiscal Year 2024**

Judicial District	Court Location	Arson (AR)	Assault (AS)	Bail Violation (BV)	Bribery-Tampering (BR)	Burglary (BU)	Child Abuse (CA)	Criminal Mischief (CM)	Cruelty to Animals (AM)	Driving Under the Influence (DU)	Drugs (DG)	Escape (EC)	Forgery (FG)	Fraud (FD)	Fugitive from Justice (FU)
15	Baca	0	2	0	0	3	2	0	0	1	0	2	0	0	4
	Cheyenne	0	0	0	1	5	0	0	0	4	0	0	0	0	2
	Kiowa	1	1	0	0	0	0	0	0	0	6	0	0	0	0
	Prowers	1	15	0	3	9	1	0	0	7	17	0	1	0	14
	Total	2	18	0	4	17	3	0	0	12	23	2	1	0	20
16	Bent	0	11	0	0	12	0	2	0	2	17	25	0	0	2
	Crowley	2	21	0	1	7	2	1	0	1	11	19	1	0	0
	Otero	0	22	0	3	30	0	4	0	8	15	1	4	3	7
	Total	2	54	0	4	49	2	7	0	11	43	45	5	3	9
17	Adams	25	601	5	6	249	9	70	6	124	666	51	60	14	109
	Broomfield	3	50	0	3	24	4	6	0	13	136	2	11	30	9
	Total	28	651	5	9	273	13	76	6	137	802	53	71	44	118
18	Arapahoe	15	594	2	8	195	16	80	3	73	384	34	25	34	106
	Douglas	0	131	2	9	93	9	30	0	42	227	32	21	19	57
	Elbert	1	9	0	0	0	1	1	0	7	8	0	0	1	3
	Lincoln	0	20	0	0	8	1	1	0	6	9	41	0	0	9
	Total	16	754	4	17	296	27	112	3	128	628	107	46	54	175
19	Weld	11	339	0	21	153	5	38	3	76	364	30	22	11	56
20	Boulder	11	376	0	3	227	9	55	5	59	224	18	27	22	42
21	Mesa	9	239	0	8	133	1	28	1	25	236	9	25	24	39
22	Dolores	0	1	0	0	3	0	1	1	0	3	0	0	0	0
	Montezuma	1	77	0	0	17	2	2	0	20	20	4	3	2	23
	Total	1	78	0	0	20	2	3	1	20	23	4	3	2	23
State Total		213	6,106	21	176	3,125	155	752	56	1,053	5,934	831	496	390	1,353
Percent of State Total		0.54%	15%	0%	0.44%	8%	0.39%	2%	0.14%	2.66%	15%	2%	1%	1%	3%

*Denver District Criminal FY filings reflect bind over cases received from Denver County Court at the time this report was generated.

**Table 19:
District Court Criminal Filings by Case Type
Fiscal Year 2024**

Judicial District	Court Location	Habitual		Homicide (HM)	Impersonation (IM)	Incest (IC)	Kidnapping (KN)	Menacing (MN)	Obstruction				
		Gambling (GM)	Traffic (HT)						of Public Justice (OP)	Other (OT)	Perjury (PJ)	Pornography (PN)	Prostitution (PS)
15	Baca	0	0	0	0	0	2	3	0	1	0	0	0
	Cheyenne	0	0	0	0	0	0	0	0	0	0	0	0
	Kiowa	0	0	1	0	0	0	0	0	0	0	0	0
	Prowers	0	0	4	2	0	0	13	0	3	0	0	0
	Total	0	0	5	2	0	2	16	0	4	0	0	0
16	Bent	0	0	1	0	0	3	9	2	3	0	0	0
	Crowley	0	0	1	0	0	0	4	0	5	0	0	0
	Otero	0	0	5	3	0	2	14	8	4	1	0	0
	Total	0	0	7	3	0	5	27	10	12	1	0	0
17	Adams	0	0	92	22	0	49	252	28	222	0	0	0
	Broomfield	0	0	4	7	0	3	19	0	17	0	0	6
	Total	0	0	96	29	0	52	271	28	239	0	0	6
18	Arapahoe	0	1	127	12	0	41	193	21	105	0	0	0
	Douglas	0	0	15	5	0	12	76	5	73	0	1	0
	Elbert	0	0	1	0	0	0	4	1	9	0	0	0
	Lincoln	0	0	2	0	0	0	4	0	2	0	0	0
	Total	0	1	145	17	0	53	277	27	189	0	1	0
19	Weld	0	0	31	16	3	26	115	25	118	0	0	0
20	Boulder	2	0	31	24	0	13	161	17	122	1	1	0
21	Mesa	0	0	14	17	0	16	114	7	40	0	0	0
22	Dolores	0	0	0	0	0	0	2	0	3	0	0	0
	Montezuma	0	0	6	3	0	5	23	4	14	2	0	0
	Total	0	0	6	3	0	5	25	4	17	2	0	0
State Total		6	4	834	271	5	480	2,632	323	1,548	5	6	15
Percent of State Total		0.02%	0%	2%	1%	0.01%	1%	7%	0.82%	4%	0.01%	0.02%	0.04%

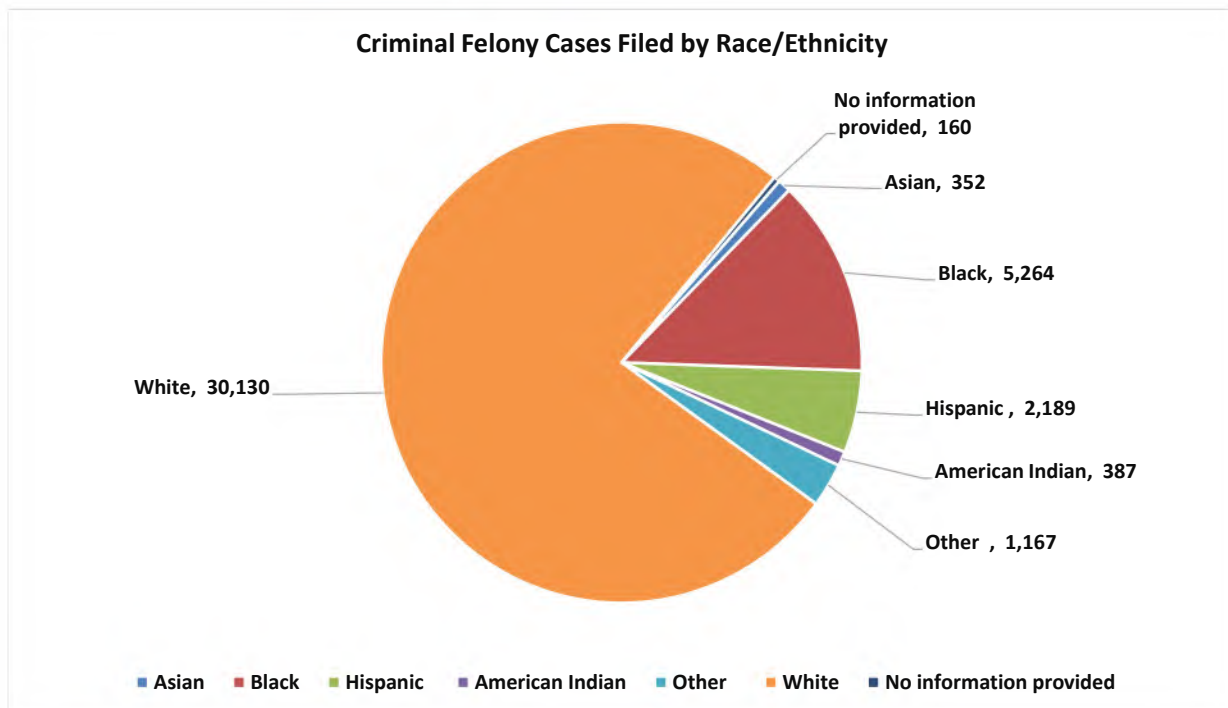
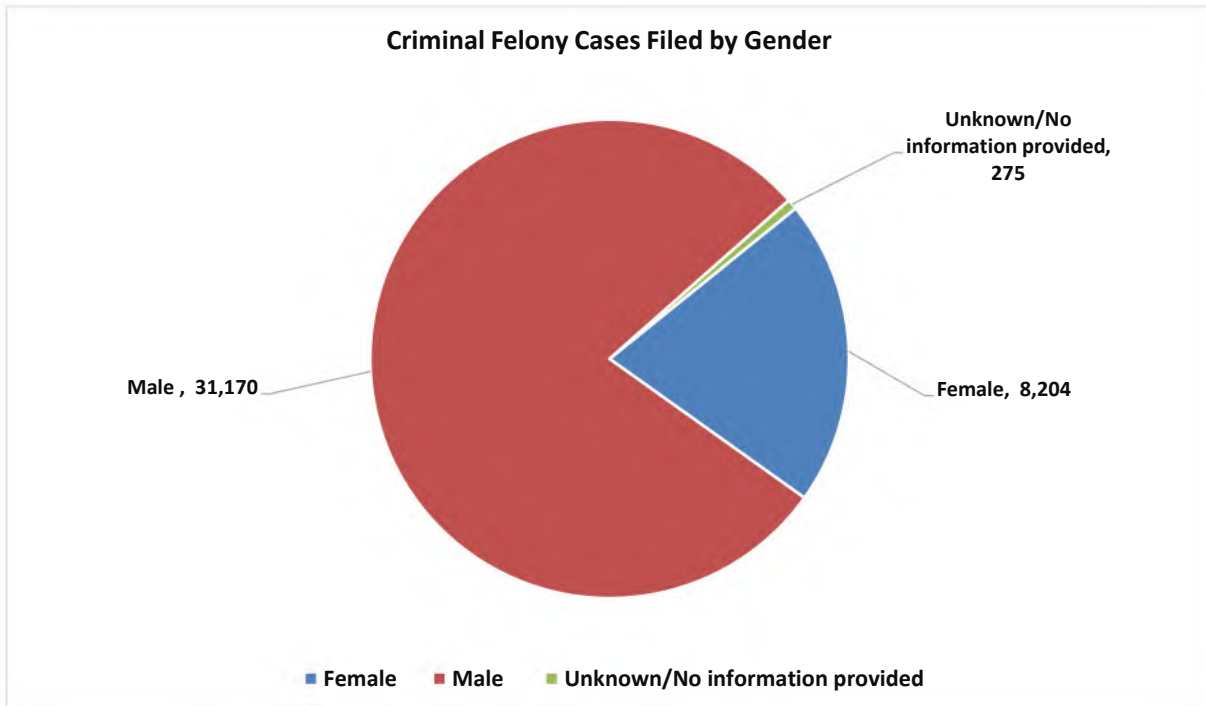
*Denver District Criminal FY filings reflect bind over cases received from Denver County Court at the time this report was generated.

**Table 19:
District Court Criminal Filings by Case Type
Fiscal Year 2024**

Judicial District	Court Location	Public Indecency (PI)	Abuse of Public Office (PO)	Public Peace and Order (PP)	Robbery (RB)	Sex Offenses (SX)	Solicitation (SL)	Support of Spouse or Children (NS)	Tampering (TM)	Theft (TH)	Trespass (TP)	Vehicular Assault (VA)	Vehicular Homicide (VH)	Weapon (WP)	Total
15	Baca	0	0	1	0	2	0	0	0	5	1	0	0	0	29
	Cheyenne	0	0	0	0	3	0	0	0	3	1	0	0	0	19
	Kiowa	0	0	0	0	4	0	0	0	1	0	0	0	0	14
	Prowers	0	0	7	2	4	0	0	0	11	6	0	0	4	124
	Total	0	0	8	2	13	0	0	0	0	20	8	0	0	4
16	Bent	0	0	3	0	4	0	0	0	5	0	2	0	2	105
	Crowley	0	0	5	1	4	0	0	0	7	0	1	0	0	94
	Otero	0	0	11	4	6	0	0	1	31	8	3	1	1	200
	Total	0	0	19	5	14	0	0	1	43	8	6	1	3	399
17	Adams	0	4	96	115	155	0	1	10	789	61	32	5	116	4,044
	Broomfield	0	0	11	8	39	0	0	0	88	4	3	0	5	505
	Total	0	4	107	123	194	0	1	10	877	65	35	5	121	4,549
18	Arapahoe	0	2	53	124	144	0	0	2	546	42	31	10	87	3,110
	Douglas	0	1	35	26	53	0	0	0	410	16	8	1	19	1,428
	Elbert	0	0	0	0	1	0	0	0	10	0	1	0	2	60
	Lincoln	0	0	1	1	2	0	0	0	12	1	0	0	4	124
	Total	0	3	89	151	200	0	0	2	978	59	40	11	112	4,722
19	Weld	0	3	91	36	86	0	0	2	346	55	20	8	39	2,149
20	Boulder	0	0	76	59	70	0	0	11	417	63	13	2	29	2,190
21	Mesa	0	0	79	39	86	0	0	27	159	46	18	1	34	1,474
22	Dolores	0	0	0	0	1	0	0	2	4	0	0	0	3	24
	Montezuma	0	0	10	7	12	0	0	0	43	6	5	0	10	321
	Total	0	0	10	7	13	0	0	2	47	6	5	0	13	345
State Total		1	17	1,153	1,019	1,725	0	1	94	6,817	781	285	67	871	39,621
Percent of State Total		0.00%	0.04%	2.91%	3%	4%	0.00%	0%	0.24%	17%	2%	0.72%	0.17%	2%	100%

*Denver District Criminal FY filings reflect bind over cases received from Denver County Court at the time this report was generated.

**Chart 19: Criminal Felony New Cases Filed by Gender and Race*
Fiscal Year 2024**



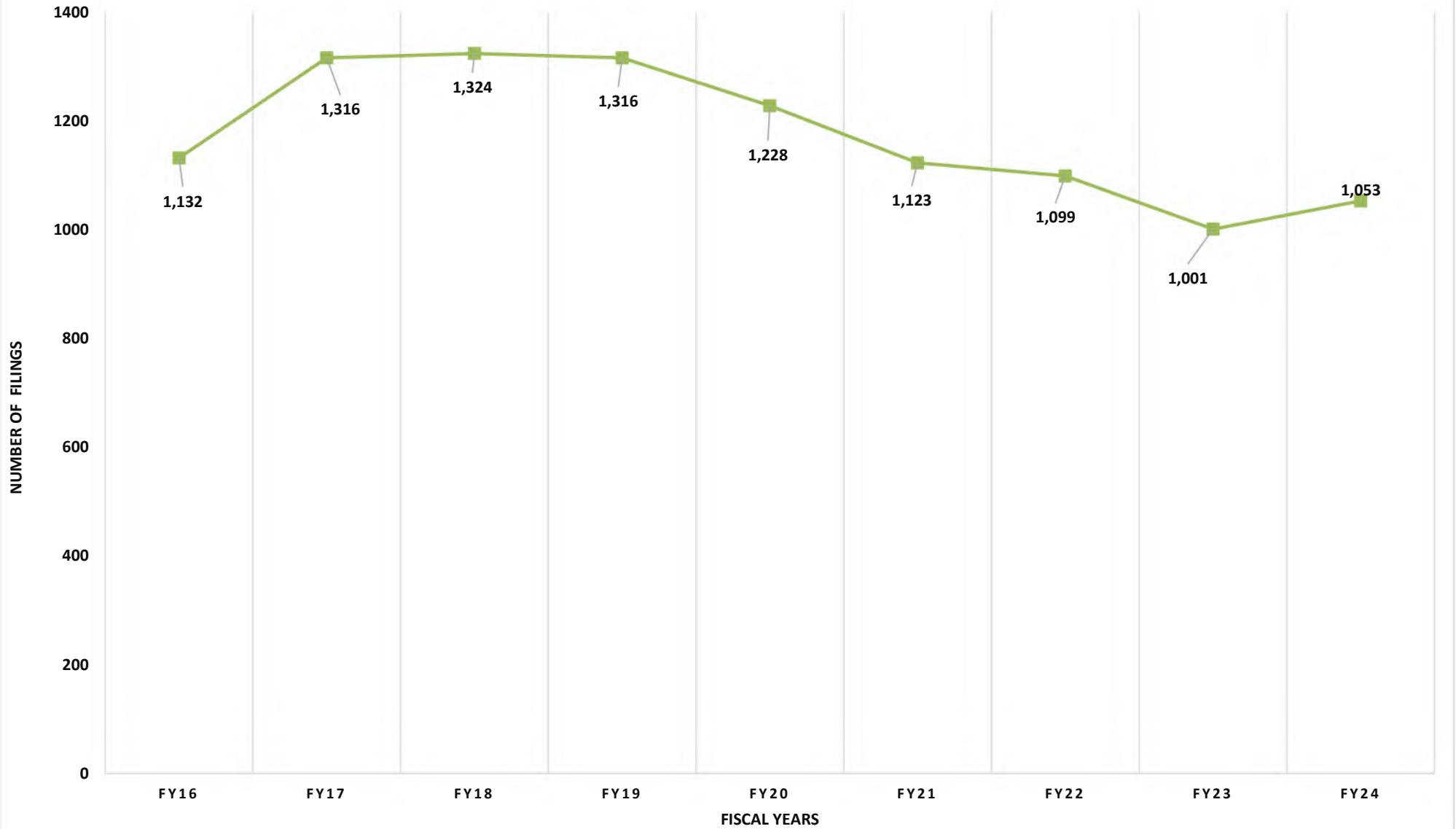
*These numbers may not match the final case class total numbers as case demographic information may be updated after the case class total numbers are finalized.

**Demographic information is received through electronic transfer or paper filings from Law Enforcement and/or the District Attorney. Judicial's case management system currently blends race and ethnicity fields.

**Table 20:
DUI-Felony Filings by District
Fiscal Year 2016 Through Fiscal Year 2024**

Judicial District	FY16	FY17	FY18	FY19	FY20	FY21	FY22	FY23	FY24	Totals
1	111	137	176	153	104	109	98	100	89	988
2	88	90	60	62	56	50	37	32	39	475
3	3	12	12	12	15	9	10	10	7	83
4	112	133	142	139	169	149	128	113	107	1,085
5	45	48	52	70	50	48	45	42	34	400
6	17	40	35	22	37	40	29	42	29	262
7	31	42	46	44	36	34	42	35	43	310
8	80	80	121	142	108	128	112	65	76	836
9	28	39	35	52	48	32	28	36	35	298
10	29	32	28	33	37	51	22	35	34	267
11	13	22	18	25	42	25	34	24	22	203
12	17	15	22	18	20	34	17	13	18	156
13	24	38	20	24	35	25	24	21	32	211
14	10	16	33	18	18	18	35	17	20	165
15	10	10	5	4	10	7	6	7	12	59
16	5	3	13	4	11	6	9	8	11	59
17	169	164	170	143	140	117	116	123	137	1,142
18	185	141	125	126	109	76	118	85	128	965
19	55	112	87	76	79	66	70	68	76	613
20	58	74	56	65	50	52	54	57	59	466
21	34	49	49	55	46	34	44	49	25	360
22	8	19	19	29	8	13	21	19	20	136
State Totals	1,132	1,316	1,324	1,316	1,228	1,123	1,099	1,001	1,053	10,592

**TABLE 20
DUI-FELONY FILINGS
FISCAL YEAR 2016 THROUGH FISCAL YEAR 2024**



**Table 21:
District Court Domestic Relations Filings by Case Type
Fiscal Year 2024**

Judicial District	Court Location	Administrative Support Order	Child Custody Allocation of Parental Rsp	Civil Union Dissolution	Civil Union Invalidation	Civil Union Legal Separation	Dissolution of Marriage	Grandparent Visitation	Incoming Registration of Support	Invalidity of Marriage	Legal Separation	Other	Outgoing Registration of UIFSA	Registration of Foreign Decree (FR or RF)	Total
		IV-D (AD)	(CU)	(UD)	(UI)	(US)	(DM)	(GV)	(SI)	(IV)	(SA)	(OT)	(SO)		
1	Gilpin	0	7	1	0	0	23	0	1	0	1	0	0	0	33
	Jefferson	4	408	8	0	0	1,884	0	44	23	73	6	0	14	2,464
	Total	4	415	9	0	0	1,907	0	45	23	74	6	0	14	2,497
2	Denver	0	782	10	0	1	2,813	0	7	37	89	118	0	23	3,880
3	Huerfano	0	12	0	0	0	24	0	0	0	2	0	0	1	39
	Las Animas	0	33	1	0	0	68	0	0	1	2	0	0	0	105
	Total	0	45	1	0	0	92	0	0	1	4	0	0	1	144
4	El Paso	0	775	12	0	2	4,188	1	8	56	153	8	0	128	5,331
	Teller	0	24	1	0	0	79	0	0	1	7	0	0	0	112
	Total	0	799	13	0	2	4,267	1	8	57	160	8	0	128	5,443
5	Clear Creek	0	2	1	0	0	31	0	3	1	1	0	0	0	39
	Eagle	0	36	0	0	0	204	0	3	3	12	0	0	4	262
	Lake	0	7	0	0	0	37	0	0	0	0	1	0	3	48
	Summit	0	26	0	0	0	83	0	0	2	1	1	0	5	118
	Total	0	71	1	0	0	355	0	6	6	14	2	0	12	467
6	Archuleta	1	11	0	0	0	61	0	3	0	1	0	0	2	79
	La Plata	0	29	2	0	0	192	0	0	0	6	0	0	6	235
	San Juan	0	0	0	0	0	4	0	1	0	0	0	0	0	5
	Total	1	40	2	0	0	257	0	4	0	7	0	0	8	319
7	Delta	1	48	0	0	0	144	0	1	4	5	0	0	1	204
	Gunnison	0	12	0	0	0	55	0	0	3	0	0	0	0	70
	Hinsdale	0	0	0	0	0	5	0	0	0	0	0	0	0	5
	Montrose	0	57	1	0	0	227	0	9	2	7	0	0	2	305
	Ouray	0	0	0	0	0	18	1	0	0	0	1	0	1	21
	San Miguel	0	7	1	0	0	43	0	2	1	1	0	0	1	56
	Total	1	124	2	0	0	492	1	12	10	13	1	0	5	661

**Table 21:
District Court Domestic Relations Filings by Case Type
Fiscal Year 2024**

Judicial District	Court Location	Child Custody		Civil Union Dissolution (UD)	Civil Union Invalidation (UI)	Civil Union		Grandparent Visitation (GV)	Incoming		Invalidity of Marriage (IV)	Outgoing		Registration of Foreign Decree (FR or RF)	Total
		Administrative Support Order IV-D (AD)	Allocation of Parental Rsp (CU)			Legal Separation (US)	Dissolution of Marriage (DM)		Registration of Support (SI)	Legal Separation (SA)		Other (OT)	Registration of UIFSA (SO)		
8	Jackson	0	0	0	0	0	9	0	0	0	0	0	0	0	9
	Larimer	0	250	5	1	0	1,346	1	1	7	51	4	0	23	1,689
	Total	0	250	5	1	0	1,355	1	1	7	51	4	0	23	1,698
9	Garfield	0	100	1	0	0	260	0	1	1	5	1	0	3	372
	Pitkin	0	7	1	0	0	71	0	1	3	4	0	0	0	87
	Rio Blanco	0	4	0	0	0	21	0	0	0	0	1	0	0	26
	Total	0	111	2	0	0	352	0	2	4	9	2	0	3	485
10	Pueblo	0	301	0	0	1	691	1	13	18	23	0	0	15	1,063
11	Chaffee	0	15	1	0	0	84	0	1	0	3	0	0	4	108
	Custer	0	0	0	0	0	24	0	1	0	0	0	0	0	25
	Fremont	0	55	0	0	0	207	1	3	10	12	0	0	1	289
	Park	0	5	1	0	0	62	0	1	0	4	0	0	1	74
	Total	0	75	2	0	0	377	1	6	10	19	0	0	6	496
12	Alamosa	0	47	0	0	0	95	0	0	1	2	0	0	7	152
	Conejos	2	9	0	0	0	41	0	0	0	1	0	0	1	54
	Costilla	0	5	0	0	0	23	0	0	0	2	0	0	1	31
	Mineral	0	0	0	0	0	2	0	0	0	0	0	0	0	2
	Rio Grande	0	19	0	0	0	47	0	0	3	2	0	0	7	78
	Saguache	0	11	0	0	0	28	0	2	0	3	0	0	1	45
	Total	2	91	0	0	0	236	0	2	4	10	0	0	17	362
13	Kit Carson	0	6	0	0	0	35	0	0	1	2	0	0	3	47
	Logan	0	35	1	0	0	76	0	0	1	2	1	0	0	116
	Morgan	0	52	0	0	0	130	0	0	2	3	0	0	1	188
	Phillips	0	4	0	0	0	12	0	0	0	1	1	0	0	18
	Sedgwick	0	1	0	0	0	12	0	0	0	0	0	0	0	13
	Washington	0	8	0	0	0	18	0	0	0	1	0	0	0	27
	Yuma	1	9	0	0	0	33	0	1	1	0	1	0	0	46
	Total	1	115	1	0	0	316	0	1	5	9	3	0	4	455
14	Grand Moffat Routt	0	10	0	0	0	51	0	0	2	2	1	0	1	67
	Moffat	0	12	0	0	0	76	1	0	2	1	0	0	2	94
	Routt	0	14	2	0	0	89	0	1	1	4	0	0	0	111
	Total	0	36	2	0	0	216	1	1	5	7	1	0	3	272

**Table 21:
District Court Domestic Relations Filings by Case Type
Fiscal Year 2024**

Judicial District	Court Location	Child Custody		Civil Union		Civil Union		Grandparent Visitation (GV)	Incoming Registration of Support		Legal Separation		Outgoing Registration of UIFSA (SO)	Registration of Foreign Decree (FR or RF)	Total
		Administrative Support Order IV-D (AD)	Allocation of Parental Rsp (CU)	Civil Union Dissolution (UD)	Civil Union Invalidity (UI)	Civil Union Legal Separation (US)	Dissolution of Marriage (DM)		Registration of Support (SI)	Invalidity of Marriage (IV)	Legal Separation (SA)	Other (OT)			
15	Baca	0	3	0	0	0	18	0	0	0	0	0	0	0	21
	Cheyenne	0	1	0	0	0	2	0	0	0	0	0	0	0	3
	Kiowa	0	2	0	0	0	2	0	0	0	0	0	0	0	4
	Prowers	0	26	0	0	0	62	0	2	1	0	0	0	1	92
	Total	0	32	0	0	0	84	0	2	1	0	0	0	1	120
16	Bent	3	12	1	0	0	23	0	4	0	0	0	0	2	45
	Crowley	0	10	0	0	0	18	0	0	0	2	0	0	0	30
	Otero	0	40	0	0	0	107	0	2	1	4	0	0	1	155
	Total	3	62	1	0	0	148	0	6	1	6	0	0	3	230
17	Adams	0	673	10	3	0	2,059	10	0	31	66	3	0	59	2,914
	Broomfield	2	37	0	1	0	257	0	1	4	7	12	0	5	326
	Total	2	710	10	4	0	2,316	10	1	35	73	15	0	64	3,240
18	Arapahoe	0	625	13	0	2	2,278	1	1	25	56	8	0	148	3,157
	Douglas	2	123	10	1	0	1,328	0	10	13	56	3	0	20	1,566
	Elbert	0	14	1	0	0	120	0	6	1	3	0	0	0	145
	Lincoln	0	7	1	0	0	21	0	0	1	1	0	0	0	31
	Total	2	769	25	1	2	3,747	1	17	40	116	11	0	168	4,899
19	Weld	39	449	0	1	0	1,476	1	1	16	27	3	0	14	2,027
20	Boulder	0	169	7	0	1	945	0	18	5	33	3	0	16	1,197
21	Mesa	0	175	1	0	0	721	0	1	12	20	4	0	24	958
22	Dolores	0	2	0	0	0	8	0	0	0	0	0	0	0	10
	Montezuma	0	28	1	0	0	120	0	0	2	5	0	0	2	158
	Total	0	30	1	0	0	128	0	0	2	5	0	0	2	168
State Total		55	5,651	95	7	7	23,291	18	154	299	769	181	0	554	31,081
Percent of State Total		0.18%	18%	0.31%	0.02%	0.02%	75%	0.06%	0.50%	1%	2%	1%	0%	2%	100%

**Table 22:
District Court Juvenile Filings by Case Type
Fiscal Year 2024**

Judicial District	Court Location	Abandonment (AB)	Adoption (AO)	Administrative Exclusion (AX)	Confidential Intermediary (CI)	Consent for Marriage (CS)
1	Gilpin	0	1	0	0	0
	Jefferson	0	174	1	2	1
	<i>Total</i>	<i>0</i>	<i>175</i>	<i>1</i>	<i>2</i>	<i>1</i>
2	Denver Juvenile	0	182	0	6	0
3	Huerfano	0	0	0	0	0
	Las Animas	0	13	0	0	0
	<i>Total</i>	<i>0</i>	<i>13</i>	<i>0</i>	<i>0</i>	<i>0</i>
4	El Paso	0	360	0	1	3
	Teller	0	20	0	0	0
	<i>Total</i>	<i>0</i>	<i>380</i>	<i>0</i>	<i>1</i>	<i>3</i>
5	Clear Creek	0	33	0	0	0
	Eagle	0	8	0	0	0
	Lake	0	3	0	0	0
	Summit	0	2	0	0	0
	<i>Total</i>	<i>0</i>	<i>46</i>	<i>0</i>	<i>0</i>	<i>0</i>
6	Archuleta	0	5	0	0	0
	La Plata	0	13	0	0	0
	San Juan	0	0	0	0	0
	<i>Total</i>	<i>0</i>	<i>18</i>	<i>0</i>	<i>0</i>	<i>0</i>
7	Delta	0	26	0	0	0
	Gunnison	0	0	0	0	0
	Hinsdale	0	0	0	0	0
	Montrose	0	24	0	0	0
	Ouray	0	0	0	0	0
	San Miguel	0	1	0	0	0
	<i>Total</i>	<i>0</i>	<i>51</i>	<i>0</i>	<i>0</i>	<i>0</i>

*A detailed listing of Juvenile Delinquency filings by case type are found in Table 23 of this report.

**Table 22:
District Court Juvenile Filings by Case Type
Fiscal Year 2024**

Judicial District	Court Location	Dependency & Neglect (DN)	D&N Expedited Placement (EP)	Dependency Order (DO)	Foster Youth in Transition (YT)	Grandparent Visitation (GV)
1	Gilpin	1	0	0	0	0
	Jefferson	49	68	0	15	0
	<i>Total</i>	50	68	0	15	0
2	Denver Juvenile	87	170	0	33	0
3	Huerfano	15	12	0	1	0
	Las Animas	13	0	0	0	0
	<i>Total</i>	28	12	0	1	0
4	El Paso	131	202	0	53	0
	Teller	5	12	0	1	0
	<i>Total</i>	136	214	0	54	0
5	Clear Creek	5	0	0	0	0
	Eagle	5	3	0	0	0
	Lake	2	0	0	0	0
	Summit	1	0	0	0	0
	<i>Total</i>	13	3	0	0	0
6	Archuleta	0	3	0	1	0
	La Plata	8	0	0	2	0
	San Juan	0	0	0	0	0
	<i>Total</i>	8	3	0	3	0
7	Delta	18	5	0	5	0
	Gunnison	3	1	0	0	0
	Hinsdale	0	0	0	0	0
	Montrose	11	17	0	0	0
	Ouray	0	1	0	0	0
	San Miguel	1	1	0	0	0
	<i>Total</i>	33	25	0	5	0

*A detailed listing of Juvenile Delinquency filings by case type are found in Table 23 of this report.

**Table 22:
District Court Juvenile Filings by Case Type
Fiscal Year 2024**

Judicial District	Court Location	Juvenile Expungement (EX)	Juvenile Other (OT)	Juvenile Relinquishment (RL)	Lack of Proper Care (LP)	Paternity (PT)
1	Gilpin	0	0	0	0	0
	Jefferson	0	1	12	0	14
	<i>Total</i>	<i>0</i>	<i>1</i>	<i>12</i>	<i>0</i>	<i>14</i>
2	Denver Juvenile	1	53	10	0	28
3	Huerfano	0	0	0	0	2
	Las Animas	0	0	0	0	2
	<i>Total</i>	<i>0</i>	<i>0</i>	<i>0</i>	<i>0</i>	<i>4</i>
4	El Paso	2	1	31	0	166
	Teller	1	0	0	0	2
	<i>Total</i>	<i>3</i>	<i>1</i>	<i>31</i>	<i>0</i>	<i>168</i>
5	Clear Creek	0	0	13	0	2
	Eagle	0	0	3	0	3
	Lake	0	0	0	0	0
	Summit	0	0	0	0	1
	<i>Total</i>	<i>0</i>	<i>0</i>	<i>16</i>	<i>0</i>	<i>6</i>
6	Archuleta	0	0	5	0	1
	La Plata	0	0	5	0	2
	San Juan	0	0	0	0	0
	<i>Total</i>	<i>0</i>	<i>0</i>	<i>10</i>	<i>0</i>	<i>3</i>
7	Delta	0	1	0	0	0
	Gunnison	0	0	0	0	0
	Hinsdale	0	0	0	0	0
	Montrose	0	1	14	0	1
	Ouray	0	0	0	0	0
	San Miguel	0	0	0	0	0
	<i>Total</i>	<i>0</i>	<i>2</i>	<i>14</i>	<i>0</i>	<i>1</i>

*A detailed listing of Juvenile Delinquency filings by case type are found in Table 23 of this report.

**Table 22:
District Court Juvenile Filings by Case Type
Fiscal Year 2024**

Judicial District	Court Location	Petition for Review of Need for Placement				IV-D Support Order (AV)
		IV-D Paternity Order (AP)	(PF)	Support (SU)	Warrant (WX)	
1	Gilpin	0	0	0	0	1
	Jefferson	52	0	0	0	223
	<i>Total</i>	52	0	0	0	224
2	Denver Juvenile	200	0	0	0	266
3	Huerfano	0	0	0	0	6
	Las Animas	4	0	0	0	26
	<i>Total</i>	4	0	0	0	32
4	El Paso	14	0	225	0	44
	Teller	1	0	1	0	6
	<i>Total</i>	15	0	226	0	50
5	Clear Creek	1	0	0	0	0
	Eagle	5	0	1	0	24
	Lake	0	0	1	2	3
	Summit	1	0	0	0	1
	<i>Total</i>	7	0	2	2	28
6	Archuleta	6	0	1	0	1
	La Plata	4	0	1	0	9
	San Juan	0	0	0	0	0
	<i>Total</i>	10	0	2	0	10
7	Delta	0	3	0	0	7
	Gunnison	0	0	0	0	5
	Hinsdale	0	0	0	0	0
	Montrose	8	0	1	0	34
	Ouray	0	0	0	0	1
	San Miguel	0	0	0	0	0
	<i>Total</i>	8	3	1	0	47

*A detailed listing of Juvenile Delinquency filings by case type are found in Table 23 of this report.

**Table 22:
District Court Juvenile Filings by Case Type
Fiscal Year 2024**

Judicial District	Court Location	Truancy (TR)	Non-JD Juvenile Total	Juvenile Delinquency Total*	Non-JD+JD Total
1	Gilpin	0	3	0	3
	Jefferson	119	731	405	1,136
	<i>Total</i>	119	734	405	1,139
2	Denver Juvenile	628	1,664	731	2,395
3	Huerfano	6	42	7	49
	Las Animas	11	69	25	94
	<i>Total</i>	17	111	32	143
4	El Paso	93	1,326	1,183	2,509
	Teller	0	49	12	61
	<i>Total</i>	93	1,375	1,195	2,570
5	Clear Creek	4	58	2	60
	Eagle	34	86	35	121
	Lake	5	16	20	36
	Summit	6	12	19	31
	<i>Total</i>	49	172	76	248
6	Archuleta	0	23	26	49
	La Plata	0	44	39	83
	San Juan	0	0	0	0
	<i>Total</i>	0	67	65	132
7	Delta	0	65	21	86
	Gunnison	0	9	8	17
	Hinsdale	0	0	0	0
	Montrose	0	111	30	141
	Ouray	0	2	1	3
	San Miguel	0	3	1	4
	<i>Total</i>	0	190	61	251

*A detailed listing of Juvenile Delinquency filings by case type are found in Table 23 of this report.

**Table 22:
District Court Juvenile Filings by Case Type
Fiscal Year 2024**

Judicial District	Court Location	Abandonment (AB)	Adoption (AO)	Administrative Exclusion (AX)	Confidential Intermediary (CI)	Consent for Marriage (CS)
8	Jackson	0	0	0	0	0
	Larimer	0	130	0	0	2
	<i>Total</i>	<i>0</i>	<i>130</i>	<i>0</i>	<i>0</i>	<i>2</i>
9	Garfield	0	20	1	0	0
	Pitkin	0	3	0	0	0
	Rio Blanco	0	10	0	0	0
	<i>Total</i>	<i>0</i>	<i>33</i>	<i>1</i>	<i>0</i>	<i>0</i>
10	Pueblo	0	89	0	0	1
11	Chaffee	0	9	0	0	0
	Custer	0	7	0	0	0
	Fremont	0	29	0	0	0
	Park	0	3	0	0	0
	<i>Total</i>	<i>0</i>	<i>48</i>	<i>0</i>	<i>0</i>	<i>0</i>
12	Alamosa	0	14	0	0	0
	Conejos	0	4	0	0	0
	Costilla	0	3	0	0	0
	Mineral	0	0	0	0	0
	Rio Grande	0	11	0	0	0
	Saguache	0	4	0	0	0
	<i>Total</i>	<i>0</i>	<i>36</i>	<i>0</i>	<i>0</i>	<i>0</i>
13	Kit Carson	0	1	0	0	0
	Logan	0	12	0	0	0
	Morgan	0	6	0	0	1
	Phillips	0	3	0	0	0
	Sedgwick	0	0	0	0	0
	Washington	0	1	0	0	0
	<i>Total</i>	<i>0</i>	<i>29</i>	<i>0</i>	<i>0</i>	<i>1</i>
14	Grand	0	1	0	0	0
	Moffat	0	4	0	0	0
	Routt	0	5	0	0	0
	<i>Total</i>	<i>0</i>	<i>10</i>	<i>0</i>	<i>0</i>	<i>0</i>

*A detailed listing of Juvenile Delinquency filings by case type are found in Table 23 of this report.

**Table 22:
District Court Juvenile Filings by Case Type
Fiscal Year 2024**

Judicial District	Court Location	Dependency & Neglect (DN)	D&N Expedited Placement (EP)	Dependency Order (DO)	Foster Youth in Transition (YT)	Grandparent Visitation (GV)
8	Jackson	0	0	0	0	0
	Larimer	45	66	0	17	0
	<i>Total</i>	45	66	0	17	0
9	Garfield	10	8	0	1	0
	Pitkin	1	1	0	0	0
	Rio Blanco	3	0	0	0	0
	<i>Total</i>	14	9	0	1	0
10	Pueblo	42	97	0	5	0
11	Chaffee	4	11	0	1	0
	Custer	1	1	0	0	0
	Fremont	12	22	0	2	0
	Park	5	2	0	2	0
	<i>Total</i>	22	36	0	5	0
12	Alamosa	2	12	0	2	0
	Conejos	2	2	0	0	0
	Costilla	1	4	0	2	0
	Mineral	0	0	0	0	0
	Rio Grande	6	3	0	0	0
	Saguache	1	3	0	2	0
	<i>Total</i>	12	24	0	6	0
13	Kit Carson	1	2	0	0	0
	Logan	13	7	0	4	0
	Morgan	11	14	0	2	0
	Phillips	0	0	0	0	0
	Sedgwick	0	0	0	0	0
	Washington	4	0	0	0	0
	Yuma	0	0	0	0	0
	<i>Total</i>	29	23	0	6	0
14	Grand	1	1	0	0	0
	Moffat	5	0	0	0	0
	Routt	3	2	0	0	0
	<i>Total</i>	9	3	0	0	0

*A detailed listing of Juvenile Delinquency filings by case type are found in Table 23 of this report.

**Table 22:
District Court Juvenile Filings by Case Type
Fiscal Year 2024**

Judicial District	Court Location	Juvenile Expungement (EX)	Juvenile Other (OT)	Juvenile Relinquishment (RL)	Lack of Proper Care (LP)	Paternity (PT)
8	Jackson	0	0	0	0	0
	Larimer	0	2	22	0	8
	<i>Total</i>	<i>0</i>	<i>2</i>	<i>22</i>	<i>0</i>	<i>8</i>
9	Garfield	0	0	1	0	2
	Pitkin	0	0	0	0	0
	Rio Blanco	0	1	0	0	1
	<i>Total</i>	<i>0</i>	<i>1</i>	<i>1</i>	<i>0</i>	<i>3</i>
10	Pueblo	1	0	23	0	22
11	Chaffee	0	1	1	0	0
	Custer	0	0	1	0	0
	Fremont	0	1	2	0	5
	Park	0	1	1	0	0
	<i>Total</i>	<i>0</i>	<i>3</i>	<i>5</i>	<i>0</i>	<i>5</i>
12	Alamosa	0	2	1	0	0
	Conejos	0	0	0	0	1
	Costilla	0	0	0	0	0
	Mineral	0	0	0	0	0
	Rio Grande	0	0	0	0	1
	Saguache	0	0	2	0	0
	<i>Total</i>	<i>0</i>	<i>2</i>	<i>3</i>	<i>0</i>	<i>2</i>
13	Kit Carson	0	1	1	0	0
	Logan	0	1	2	0	3
	Morgan	0	0	3	0	0
	Phillips	0	0	0	0	0
	Sedgwick	0	0	0	0	0
	Washington	0	0	0	0	0
	Yuma	0	0	0	0	0
	<i>Total</i>	<i>0</i>	<i>2</i>	<i>6</i>	<i>0</i>	<i>3</i>
14	Grand	0	0	0	0	0
	Moffat	0	0	5	0	0
	Routt	0	0	1	0	1
	<i>Total</i>	<i>0</i>	<i>0</i>	<i>6</i>	<i>0</i>	<i>1</i>

*A detailed listing of Juvenile Delinquency filings by case type are found in Table 23 of this report.

**Table 22:
District Court Juvenile Filings by Case Type
Fiscal Year 2024**

Judicial District	Court Location	Petition for Review of Need					IV-D Support Order (AV)
		IV-D Paternity Order (AP)	for Placement (PF)	Support (SU)	Warrant (WX)		
8	Jackson	0	0	0	0	0	
	Larimer	34	0	0	1	130	
	<i>Total</i>	34	0	0	1	130	
9	Garfield	8	0	0	0	28	
	Pitkin	0	0	0	0	0	
	Rio Blanco	0	0	0	0	1	
	<i>Total</i>	8	0	0	0	29	
10	Pueblo	16	1	0	0	75	
11	Chaffee	1	0	0	0	1	
	Custer	0	0	0	0	0	
	Fremont	6	0	2	0	30	
	Park	0	0	0	0	6	
	<i>Total</i>	7	0	2	0	37	
12	Alamosa	2	0	0	0	9	
	Conejos	1	0	0	0	3	
	Costilla	1	0	3	0	2	
	Mineral	0	0	0	0	0	
	Rio Grande	3	0	0	0	6	
	Saguache	0	0	0	0	2	
	<i>Total</i>	7	0	3	0	22	
13	Kit Carson	1	0	0	0	6	
	Logan	3	0	0	0	5	
	Morgan	6	0	0	0	19	
	Phillips	0	0	0	0	0	
	Sedgwick	0	0	0	0	1	
	Washington	0	0	0	0	0	
	Yuma	0	0	0	0	7	
	<i>Total</i>	10	0	0	0	38	
14	Grand	0	2	0	0	0	
	Moffat	0	0	0	0	1	
	Routt	0	0	0	0	1	
	<i>Total</i>	0	2	0	0	2	

*A detailed listing of Juvenile Delinquency filings by case type are found in Table 23 of this report.

**Table 22:
District Court Juvenile Filings by Case Type
Fiscal Year 2024**

Judicial District	Court Location	Truancy (TR)	Non-JD Juvenile Total	Juvenile Delinquency Total*	Non-JD+JD Total
8	Jackson	0	0	0	0
	Larimer	3	460	358	818
	Total	3	460	358	818
9	Garfield	4	83	69	152
	Pitkin	0	5	21	26
	Rio Blanco	0	16	14	30
	Total	4	104	104	208
10	Pueblo	194	566	250	816
11	Chaffee	9	38	26	64
	Custer	0	10	2	12
	Fremont	11	122	59	181
	Park	0	20	7	27
	Total	20	190	94	284
12	Alamosa	8	52	30	82
	Conejos	0	13	7	20
	Costilla	0	16	3	19
	Mineral	0	0	0	0
	Rio Grande	8	38	25	63
	Saguache	3	17	3	20
	Total	19	136	68	204
13	Kit Carson	0	13	6	19
	Logan	21	71	13	84
	Morgan	11	73	21	94
	Phillips	0	3	2	5
	Sedgwick	0	1	0	1
	Washington	0	5	3	8
	Yuma	0	13	3	16
	Total	32	179	48	227
14	Grand	0	5	10	15
	Moffat	0	15	14	29
	Routt	2	15	12	27
	Total	2	35	36	71

*A detailed listing of Juvenile Delinquency filings by case type are found in Table 23 of this report.

**Table 22:
District Court Juvenile Filings by Case Type
Fiscal Year 2024**

Judicial District	Court Location	Abandonment (AB)	Adoption (AO)	Administrative Exclusion (AX)	Confidential Intermediary (CI)	Consent for Marriage (CS)
15	Baca	0	2	0	0	0
	Cheyenne	0	1	0	0	0
	Kiowa	0	0	0	0	0
	Prowers	0	8	0	0	1
	Total	0	11	0	0	1
16	Bent	0	1	0	0	0
	Crowley	0	2	0	0	0
	Otero	0	7	0	0	0
	Total	0	10	0	0	0
17	Adams	0	236	2	2	0
	Broomfield	0	26	0	0	0
	Total	0	262	2	2	0
18	Arapahoe	0	149	0	0	0
	Douglas	0	114	0	0	0
	Elbert	0	8	0	0	0
	Lincoln	0	0	0	0	0
	Total	0	271	0	0	0
19	Weld	0	141	0	1	1
20	Boulder	0	77	0	1	0
21	Mesa	0	84	0	1	0
22	Dolores	0	3	0	0	0
	Montezuma	0	11	0	0	0
	Total	0	14	0	0	0
State Total		0	2,110	4	14	10
Percent of State Total		0%	13%	0%	0%	0%

*A detailed listing of Juvenile Delinquency filings by case type are found in Table 23 of this report.

**Table 22:
District Court Juvenile Filings by Case Type
Fiscal Year 2024**

Judicial District	Court Location	Dependency & Neglect (DN)	D&N Expedited Placement (EP)	Dependency Order (DO)	Foster Youth in Transition (YT)	Grandparent Visitation (GV)
15	Baca	0	0	0	0	0
	Cheyenne	0	0	0	0	0
	Kiowa	1	2	0	0	0
	Prowers	2	2	0	1	0
	Total	3	4	0	1	0
16	Bent	0	2	0	0	0
	Crowley	0	3	0	0	0
	Otero	11	6	0	0	0
	Total	11	11	0	0	0
17	Adams	39	107	0	12	1
	Broomfield	9	0	0	0	0
	Total	48	107	0	12	1
18	Arapahoe	87	105	0	25	1
	Douglas	13	13	0	9	0
	Elbert	4	0	0	0	0
	Lincoln	7	2	0	1	0
	Total	111	120	0	35	1
19	Weld	23	52	0	17	0
20	Boulder	28	55	0	7	0
21	Mesa	25	38	0	13	0
22	Dolores	0	1	0	0	0
	Montezuma	5	4	0	0	0
	Total	5	5	0	0	0
State Total		782	1,145	0	236	2
Percent of State Total		5%	7%	0%	1%	0%

*A detailed listing of Juvenile Delinquency filings by case type are found in Table 23 of this report.

**Table 22:
District Court Juvenile Filings by Case Type
Fiscal Year 2024**

Judicial District	Court Location	Juvenile Expungement (EX)	Juvenile Other (OT)	Juvenile Relinquishment (RL)	Lack of Proper Care (LP)	Paternity (PT)
15	Baca	0	0	0	0	0
	Cheyenne	0	1	0	0	0
	Kiowa	0	0	0	0	0
	Prowers	0	0	0	0	0
	Total	0	1	0	0	0
16	Bent	0	0	0	0	0
	Crowley	0	0	1	0	1
	Otero	0	0	2	0	2
	Total	0	0	3	0	3
17	Adams	1	3	5	0	28
	Broomfield	0	0	2	0	2
	Total	1	3	7	0	30
18	Arapahoe	0	12	23	0	35
	Douglas	0	9	20	0	11
	Elbert	0	0	1	0	0
	Lincoln	0	0	0	0	0
	Total	0	21	44	0	46
19	Weld	0	43	21	0	14
20	Boulder	0	138	11	0	6
21	Mesa	0	1	14	0	4
22	Dolores	0	0	3	0	0
	Montezuma	0	0	0	0	6
	Total	0	0	3	0	6
State Total		6	274	262	0	377
Percent of State Total		0%	2%	2%	0%	2%

*A detailed listing of Juvenile Delinquency filings by case type are found in Table 23 of this report.

**Table 22:
District Court Juvenile Filings by Case Type
Fiscal Year 2024**

Judicial District	Court Location	Petition for Review of Need for Placement					IV-D Support Order (AV)
		IV-D Paternity Order (AP)	(PF)	Support (SU)	Warrant (WX)		
15	Baca	3	0	0	0	1	
	Cheyenne	0	0	0	0	2	
	Kiowa	0	0	0	0	0	
	Prowers	1	0	2	0	6	
	Total	4	0	2	0	9	
16	Bent	2	0	0	0	5	
	Crowley	0	0	3	2	3	
	Otero	0	0	20	0	0	
	Total	2	0	23	2	8	
17	Adams	68	0	0	0	254	
	Broomfield	8	0	1	0	17	
	Total	76	0	1	0	271	
18	Arapahoe	121	1	2	0	252	
	Douglas	23	0	1	0	41	
	Elbert	0	0	1	0	2	
	Lincoln	1	0	0	0	1	
	Total	145	1	4	0	296	
19	Weld	61	0	10	1	217	
20	Boulder	34	0	0	0	54	
21	Mesa	15	4	0	5	52	
22	Dolores	0	0	0	0	0	
	Montezuma	1	0	14	2	10	
	Total	1	0	14	2	10	
State Total		716	11	290	13	1,907	
Percent of State Total		4%	0%	2%	0%	12%	

*A detailed listing of Juvenile Delinquency filings by case type are found in Table 23 of this report.

**Table 22:
District Court Juvenile Filings by Case Type
Fiscal Year 2024**

Judicial District	Court Location	Truancy (TR)	Non-JD Juvenile Total	Juvenile Delinquency Total*	Non-JD+JD Total
15	Baca	0	6	7	13
	Cheyenne	0	4	4	8
	Kiowa	0	3	1	4
	Prowers	9	32	35	67
	Total	9	45	47	92
16	Bent	6	16	8	24
	Crowley	0	15	16	31
	Otero	38	86	19	105
	Total	44	117	43	160
17	Adams	222	980	489	1,469
	Broomfield	3	68	47	115
	Total	225	1,048	536	1,584
18	Arapahoe	64	877	680	1,557
	Douglas	49	303	479	782
	Elbert	1	17	13	30
	Lincoln	0	12	1	13
	Total	114	1,209	1,173	2,382
19	Weld	233	835	625	1,460
20	Boulder	20	431	268	699
21	Mesa	10	266	259	525
22	Dolores	0	7	0	7
	Montezuma	0	53	87	140
	Total	0	60	87	147
State Total		1,835	9,994	6,561	16,555
Percent of State Total		11%	60%	40%	100%

*A detailed listing of Juvenile Delinquency filings by case type are found in Table 23 of this report.

**Table 23:
District Court Juvenile Delinquency Filings by Case Type
Fiscal Year 2024**

Judicial District	Court Location	Arson (AR)	Assault (AS)	Bail	Burglary (BU)	Bribery -	Child Abuse (CA)	Criminal Mischief (CM)	Cruelty to Animals (AM)	Delinquent Case Remand from District Court (DR)	Driving Under the Influence (DU)	Drugs (DG)
				Violation (BV)		Tampering (BR)						
1	Gilpin	0	0	0	0	0	0	0	0	0	0	0
	Jefferson	4	97	0	17	0	1	22	0	0	0	14
	<i>Total</i>	4	97	0	17	0	1	22	0	0	0	14
2	Denver Juvenile	0	121	0	46	1	0	20	2	0	0	30
3	Huerfano	0	1	0	2	0	1	0	0	0	0	0
	Las Animas	0	4	0	2	0	1	4	0	0	0	1
	<i>Total</i>	0	5	0	4	0	2	4	0	0	0	1
4	El Paso	2	303	0	43	2	2	60	4	0	0	14
	Teller	0	3	0	0	0	0	0	0	0	0	0
	<i>Total</i>	2	306	0	43	2	2	60	4	0	0	14
5	Clear Creek	0	1	0	0	0	0	0	0	0	0	1
	Eagle	0	3	0	2	0	0	1	0	0	1	4
	Lake	0	5	0	0	0	0	0	0	0	3	0
	Summit	0	6	0	0	0	0	1	0	0	0	1
	<i>Total</i>	0	15	0	2	0	0	2	0	0	4	6
6	Archuleta	1	4	0	1	0	0	2	0	0	2	0
	La Plata	0	16	0	0	0	0	4	0	0	0	3
	San Juan	0	0	0	0	0	0	0	0	0	0	0
	<i>Total</i>	1	20	0	1	0	0	6	0	0	2	3

**Table 23:
District Court Juvenile Delinquency Filings by Case Type
Fiscal Year 2024**

Judicial District	Court Location	Escape (EC)	Forgery (FG)	Fraud (FD)	Gambling (GM)	Harassment (HR)	Homicide (HM)	Impersonation (IM)	Incest (IC)	Kidnapping (KN)
1	Gilpin	0	0	0	0	0	0	0	0	0
	Jefferson	0	0	0	0	23	6	0	7	1
	<i>Total</i>	0	0	0	0	23	6	0	7	1
2	Denver Juvenile	1	0	0	0	11	33	0	1	1
3	Huerfano	0	0	0	0	0	0	0	0	0
	Las Animas	0	0	0	0	4	0	0	0	0
	<i>Total</i>	0	0	0	0	4	0	0	0	0
4	El Paso	0	0	0	0	80	33	5	0	6
	Teller	0	0	0	1	0	0	0	0	0
	<i>Total</i>	0	0	0	1	80	33	5	0	6
5	Clear Creek	0	0	0	0	0	0	0	0	0
	Eagle	0	0	0	0	1	1	1	0	0
	Lake	0	0	0	0	3	0	0	0	0
	Summit	0	0	0	0	2	0	0	0	0
	<i>Total</i>	0	0	0	0	6	1	1	0	0
6	Archuleta	2	0	0	0	3	0	0	0	0
	La Plata	0	0	0	0	3	0	0	0	0
	San Juan	0	0	0	0	0	0	0	0	0
	<i>Total</i>	2	0	0	0	6	0	0	0	0

**Table 23:
District Court Juvenile Delinquency Filings by Case Type
Fiscal Year 2024**

Judicial District	Court Location	Municipal Charge other than					Possession of	Prostitution	Public
		Menacing (MN)	Curfew (MC)	Other (OT)	Perjury (PJ)	Pornography (PN)	Alcohol by Minor (PA)	(PS)	Peace and Order (PP)
1	Gilpin	0	0	0	0	0	0	0	0
	Jefferson	26	0	39	0	0	1	0	11
	<i>Total</i>	26	0	39	0	0	1	0	11
2	Denver Juvenile	26	0	86	0	0	0	0	1
3	Huerfano	0	0	1	0	0	0	0	0
	Las Animas	3	0	1	0	0	0	0	0
	<i>Total</i>	3	0	2	0	0	0	0	0
4	El Paso	67	0	101	0	0	0	0	20
	Teller	1	0	1	0	0	0	0	0
	<i>Total</i>	68	0	102	0	0	0	0	20
5	Clear Creek	0	0	0	0	0	0	0	0
	Eagle	0	0	9	0	0	0	0	0
	Lake	2	0	4	0	0	0	0	1
	Summit	0	0	2	0	0	0	0	0
	<i>Total</i>	2	0	15	0	0	0	0	1
6	Archuleta	3	0	1	0	0	1	0	0
	La Plata	1	0	1	0	0	0	0	3
	San Juan	0	0	0	0	0	0	0	0
	<i>Total</i>	4	0	2	0	0	1	0	3

**Table 23:
District Court Juvenile Delinquency Filings by Case Type
Fiscal Year 2024**

Judicial District	Court Location	Robbery (RB)	Runaway (RW)	Sex		Theft (TH)	Trespass (TP)	Vehicular Assault (VA)	Vehicular Homicide (VH)	Weapon (WP)	Total
				Offenses (SX)	Tampering (TM)						
1	Gilpin	0	0	0	0	0	0	0	0	0	0
	Jefferson	20	0	31	2	40	13	0	1	29	405
	<i>Total</i>	20	0	31	2	40	13	0	1	29	405
2	Denver Juvenile	66	1	24	0	131	27	3	1	98	731
3	Huerfano	0	0	0	0	2	0	0	0	0	7
	Las Animas	0	0	0	1	0	2	1	0	1	25
	<i>Total</i>	0	0	0	1	2	2	1	0	1	32
4	El Paso	71	0	62	4	196	39	2	0	67	1,183
	Teller	0	0	1	0	2	2	0	0	1	12
	<i>Total</i>	71	0	63	4	198	41	2	0	68	1,195
5	Clear Creek	0	0	0	0	0	0	0	0	0	2
	Eagle	0	0	5	1	4	0	1	0	1	35
	Lake	0	0	0	0	1	1	0	0	0	20
	Summit	0	0	3	0	3	0	0	0	1	19
	<i>Total</i>	0	0	8	1	8	1	1	0	2	76
6	Archuleta	0	0	0	1	4	1	0	0	0	26
	La Plata	0	0	0	0	1	5	1	0	1	39
	San Juan	0	0	0	0	0	0	0	0	0	0
	<i>Total</i>	0	0	0	1	5	6	1	0	1	65

**Table 23:
District Court Juvenile Delinquency Filings by Case Type
Fiscal Year 2024**

Judicial District	Court Location	Delinquent Case										
		Arson (AR)	Assault (AS)	Bail Violation (BV)	Burglary (BU)	Bribery - Tampering (BR)	Child Abuse (CA)	Criminal Mischief (CM)	Cruelty to Animals (AM)	Remand from District Court (DR)	Driving Under the Influence (DU)	Drugs (DG)
7	Delta	0	6	0	0	0	0	1	0	0	0	1
	Gunnison	0	2	0	2	0	0	0	0	0	0	0
	Hinsdale	0	0	0	0	0	0	0	0	0	0	0
	Montrose	0	5	0	1	0	0	1	0	0	0	2
	Ouray	0	0	0	0	0	0	0	0	0	0	0
	San Miguel	0	0	0	0	0	0	0	0	0	0	0
	<i>Total</i>	0	13	0	3	0	0	2	0	0	0	3
8	Jackson	0	0	0	0	0	0	0	0	0	0	0
	Larimer	2	82	0	11	0	1	21	2	0	1	17
	<i>Total</i>	2	82	0	11	0	1	21	2	0	1	17
9	Garfield	0	15	0	1	0	2	14	0	0	1	1
	Pitkin	0	6	0	1	0	0	1	0	0	0	0
	Rio Blanco	0	2	0	0	0	0	0	0	0	0	0
	<i>Total</i>	0	23	0	2	0	2	15	0	0	1	1
10	Pueblo	2	49	0	5	0	1	11	0	0	0	4
11	Chaffee	0	5	0	0	0	0	3	0	0	0	1
	Custer	0	0	0	0	0	0	1	0	0	0	0
	Fremont	1	25	0	3	0	0	3	0	0	1	0
	Park	0	4	0	1	0	0	2	0	0	0	0
	<i>Total</i>	1	34	0	4	0	0	9	0	0	1	1

**Table 23:
District Court Juvenile Delinquency Filings by Case Type
Fiscal Year 2024**

Judicial District	Court Location	Escape (EC)	Forgery (FG)	Fraud (FD)	Gambling (GM)	Harassment (HR)	Homicide (HM)	Impersonation (IM)	Incest (IC)	Kidnapping (KN)
7	Delta	0	0	0	0	0	0	0	0	0
	Gunnison	0	0	0	0	0	0	0	0	0
	Hinsdale	0	0	0	0	0	0	0	0	0
	Montrose	0	1	0	0	1	1	0	0	0
	Ouray	0	0	0	0	0	0	0	0	0
	San Miguel	0	0	0	0	0	0	0	0	0
	<i>Total</i>		0	1	0	0	1	1	0	0
8	Jackson	0	0	0	0	0	0	0	0	0
	Larimer	0	0	0	0	24	3	2	0	0
	<i>Total</i>	0	0	0	0	24	3	2	0	0
9	Garfield	0	0	0	0	3	0	1	0	0
	Pitkin	0	0	0	0	4	0	0	0	0
	Rio Blanco	0	0	0	0	1	0	0	0	0
	<i>Total</i>	0	0	0	0	8	0	1	0	0
10	Pueblo	6	0	1	0	10	14	0	0	2
11	Chaffee	0	0	0	0	0	0	1	0	0
	Custer	0	0	0	0	0	0	0	0	0
	Fremont	0	0	0	0	1	1	0	0	0
	Park	0	0	0	0	0	0	0	0	0
	<i>Total</i>	0	0	0	0	1	1	1	0	0

**Table 23:
District Court Juvenile Delinquency Filings by Case Type
Fiscal Year 2024**

Judicial District	Court Location	Municipal Charge other than					Possession of Alcohol by Minor (PA)	Prostitution (PS)	Public Peace and Order (PP)
		Menacing (MN)	Curfew (MC)	Other (OT)	Perjury (PJ)	Pornography (PN)			
7	Delta	4	0	3	0	0	0	0	2
	Gunnison	0	0	2	0	0	0	0	0
	Hinsdale	0	0	0	0	0	0	0	0
	Montrose	6	0	1	0	0	0	0	2
	Ouray	0	0	0	0	0	0	0	0
	San Miguel	1	0	0	0	0	0	0	0
	<i>Total</i>	<i>11</i>	<i>0</i>	<i>6</i>	<i>0</i>	<i>0</i>	<i>0</i>	<i>0</i>	<i>4</i>
8	Jackson	0	0	0	0	0	0	0	0
	Larimer	7	0	50	1	0	0	0	30
	<i>Total</i>	<i>7</i>	<i>0</i>	<i>50</i>	<i>1</i>	<i>0</i>	<i>0</i>	<i>0</i>	<i>30</i>
9	Garfield	2	0	3	0	0	2	0	2
	Pitkin	0	0	3	0	0	0	0	0
	Rio Blanco	0	0	2	0	2	0	0	0
	<i>Total</i>	<i>2</i>	<i>0</i>	<i>8</i>	<i>0</i>	<i>2</i>	<i>2</i>	<i>0</i>	<i>2</i>
10	Pueblo	13	0	24	0	0	0	0	4
11	Chaffee	2	0	3	0	0	0	0	0
	Custer	0	0	0	0	0	0	0	0
	Fremont	7	0	0	0	0	0	0	0
	Park	0	0	0	0	0	0	0	0
	<i>Total</i>	<i>9</i>	<i>0</i>	<i>3</i>	<i>0</i>	<i>0</i>	<i>0</i>	<i>0</i>	<i>0</i>

**Table 23:
District Court Juvenile Delinquency Filings by Case Type
Fiscal Year 2024**

Judicial District	Court Location	Sex									Total
		Robbery (RB)	Runaway (RW)	Offenses (SX)	Tampering (TM)	Theft (TH)	Trespass (TP)	Vehicular Assault (VA)	Vehicular Homicide (VH)	Weapon (WP)	
7	Delta	0	0	2	0	1	0	0	0	1	21
	Gunnison	0	0	0	0	1	1	0	0	0	8
	Hinsdale	0	0	0	0	0	0	0	0	0	0
	Montrose	0	0	3	0	2	1	1	0	2	30
	Ouray	0	0	1	0	0	0	0	0	0	1
	San Miguel	0	0	0	0	0	0	0	0	0	1
	Total	0	0	6	0	4	2	1	0	3	61
8	Jackson	0	0	0	0	0	0	0	0	0	0
	Larimer	2	0	13	1	56	16	0	0	16	358
	Total	2	0	13	1	56	16	0	0	16	358
9	Garfield	0	0	10	0	8	3	0	0	1	69
	Pitkin	0	0	1	1	4	0	0	0	0	21
	Rio Blanco	0	0	3	0	1	0	0	1	2	14
	Total	0	0	14	1	13	3	0	1	3	104
10	Pueblo	11	0	22	0	42	8	0	0	21	250
11	Chaffee	0	0	6	0	5	0	0	0	0	26
	Custer	0	0	0	0	0	0	0	0	1	2
	Fremont	1	0	5	0	1	4	0	1	5	59
	Park	0	0	0	0	0	0	0	0	0	7
	Total	1	0	11	0	6	4	0	1	6	94

**Table 23:
District Court Juvenile Delinquency Filings by Case Type
Fiscal Year 2024**

Judicial District	Court Location	Delinquent Case										
		Arson (AR)	Assault (AS)	Bail Violation (BV)	Burglary (BU)	Bribery - Tampering (BR)	Child Abuse (CA)	Criminal Mischief (CM)	Cruelty to Animals (AM)	Remand from District Court (DR)	Driving Under the Influence (DU)	Drugs (DG)
12	Alamosa	0	10	0	0	0	0	3	0	0	1	1
	Conejos	0	1	0	0	0	0	0	0	0	0	1
	Costilla	0	2	0	0	0	0	0	0	0	0	0
	Mineral	0	0	0	0	0	0	0	0	0	0	0
	Rio Grande	0	3	0	5	0	0	8	0	0	0	0
	Saguache	0	0	0	0	0	0	0	0	0	0	0
	Total	0	16	0	5	0	0	11	0	0	1	2
13	Kit Carson	0	2	0	0	0	0	0	0	0	0	0
	Logan	0	0	0	0	0	0	0	0	0	0	0
	Morgan	0	2	0	1	0	0	1	0	0	0	1
	Phillips	0	1	0	0	0	0	0	0	0	0	0
	Sedgwick	0	0	0	0	0	0	0	0	0	0	0
	Washington	0	1	0	0	0	0	0	0	0	0	0
	Yuma	0	1	0	0	0	0	1	0	0	0	1
Total	0	7	0	1	0	0	2	0	0	0	2	
14	Grand	0	0	0	1	0	0	0	1	0	0	0
	Moffat	0	7	0	0	0	0	2	0	0	0	0
	Routt	0	3	0	1	0	0	2	0	0	0	0
	Total	0	10	0	2	0	0	4	1	0	0	0
15	Baca	0	1	0	0	0	0	1	0	0	0	0
	Cheyenne	0	1	0	0	0	0	2	0	0	0	0
	Kiowa	0	0	0	0	0	0	0	0	0	0	0
	Prowers	0	8	0	3	0	0	4	0	0	0	0
	Total	0	10	0	3	0	0	7	0	0	0	0
16	Bent	0	4	0	2	0	0	0	0	0	0	0
	Crowley	0	5	0	0	0	0	1	2	0	0	0
	Otero	2	1	0	0	0	0	0	0	0	0	0
	Total	2	10	0	2	0	0	1	2	0	0	0
17	Adams	4	79	0	24	0	1	22	0	0	0	13
	Broomfield	0	8	0	2	0	0	8	0	0	0	0
	Total	4	87	0	26	0	1	30	0	0	0	13

**Table 23:
District Court Juvenile Delinquency Filings by Case Type
Fiscal Year 2024**

Judicial District	Court Location	Escape (EC)	Forgery (FG)	Fraud (FD)	Gambling (GM)	Harassment (HR)	Homicide (HM)	Impersonation (IM)	Incest (IC)	Kidnapping (KN)
12	Alamosa	0	0	0	0	1	0	0	0	0
	Conejos	0	0	0	0	0	0	0	0	0
	Costilla	0	0	0	0	0	0	0	0	0
	Mineral	0	0	0	0	0	0	0	0	0
	Rio Grande	0	0	0	0	0	0	0	0	0
	Saguache	0	0	0	0	1	0	0	0	0
	<i>Total</i>		0	0	0	0	2	0	0	0
13	Kit Carson	0	0	0	0	1	0	0	0	0
	Logan	0	0	0	0	1	0	0	0	0
	Morgan	0	0	0	0	3	0	0	0	0
	Phillips	0	0	0	0	0	0	0	0	0
	Sedgwick	0	0	0	0	0	0	0	0	0
	Washington	0	0	0	0	0	0	0	0	0
	Yuma	0	0	0	0	0	0	0	0	0
<i>Total</i>		0	0	0	0	5	0	0	0	0
14	Grand	0	0	0	0	0	0	0	0	0
	Moffat	0	0	0	0	0	0	0	0	0
	Routt	0	0	0	0	0	0	0	0	0
	<i>Total</i>		0	0	0	0	0	0	0	0
15	Baca	0	0	0	0	0	0	0	0	0
	Cheyenne	0	0	0	0	0	0	0	0	0
	Kiowa	0	0	0	0	0	0	0	0	0
	Prowers	0	0	0	0	3	0	0	0	1
	<i>Total</i>		0	0	0	3	0	0	0	1
16	Bent	0	0	0	0	0	0	0	0	0
	Crowley	0	0	0	0	1	0	0	0	0
	Otero	1	0	0	0	1	2	0	0	0
	<i>Total</i>		1	0	0	2	2	0	0	0
17	Adams	0	1	0	0	22	14	0	0	2
	Broomfield	0	0	0	0	4	1	0	0	0
	<i>Total</i>		0	1	0	26	15	0	0	2

**Table 23:
District Court Juvenile Delinquency Filings by Case Type
Fiscal Year 2024**

Judicial District	Court Location	Municipal Charge other than					Possession of	Prostitution	Public
		Menacing (MN)	Curfew (MC)	Other (OT)	Perjury (PJ)	Pornography (PN)	Alcohol by Minor (PA)	(PS)	Peace and Order (PP)
12	Alamosa	0	0	4	0	0	0	0	0
	Conejos	1	0	1	0	0	0	0	0
	Costilla	0	0	1	0	0	0	0	0
	Mineral	0	0	0	0	0	0	0	0
	Rio Grande	2	0	2	0	0	0	0	2
	Saguache	0	0	0	0	0	0	0	1
	<i>Total</i>	3	0	8	0	0	0	0	3
13	Kit Carson	2	0	0	0	0	0	0	0
	Logan	4	0	3	0	0	1	0	0
	Morgan	1	0	1	0	0	0	0	5
	Phillips	0	0	1	0	0	0	0	0
	Sedgwick	0	0	0	0	0	0	0	0
	Washington	0	0	1	0	0	0	0	0
	Yuma	0	0	0	0	0	0	0	0
<i>Total</i>	7	0	6	0	0	1	0	5	
14	Grand	1	0	3	0	0	0	0	1
	Moffat	0	0	2	0	0	0	0	0
	Routt	0	0	1	0	0	0	0	0
	<i>Total</i>	1	0	6	0	0	0	0	1
15	Baca	0	0	0	0	0	0	0	0
	Cheyenne	0	0	0	0	0	0	0	0
	Kiowa	1	0	0	0	0	0	0	0
	Prowers	0	0	5	0	0	0	0	6
	<i>Total</i>	1	0	5	0	0	0	0	6
16	Bent	1	0	0	0	0	0	0	0
	Crowley	5	0	0	0	0	0	0	0
	Otero	1	0	3	0	0	1	0	0
	<i>Total</i>	7	0	3	0	0	1	0	0
17	Adams	36	0	25	0	0	0	0	18
	Broomfield	2	0	2	0	0	0	0	3
	<i>Total</i>	38	0	27	0	0	0	0	21

**Table 23:
District Court Juvenile Delinquency Filings by Case Type
Fiscal Year 2024**

Judicial District	Court Location	Sex									Total
		Robbery (RB)	Runaway (RW)	Offenses (SX)	Tampering (TM)	Theft (TH)	Trespass (TP)	Vehicular Assault (VA)	Vehicular Homicide (VH)	Weapon (WP)	
12	Alamosa	0	0	2	2	5	1	0	0	0	30
	Conejos	1	0	1	0	1	0	0	0	0	7
	Costilla	0	0	0	0	0	0	0	0	0	3
	Mineral	0	0	0	0	0	0	0	0	0	0
	Rio Grande	0	0	1	0	1	0	0	0	1	25
	Saguache	0	0	1	0	0	0	0	0	0	3
	<i>Total</i>	<i>1</i>	<i>0</i>	<i>5</i>	<i>2</i>	<i>7</i>	<i>1</i>	<i>0</i>	<i>0</i>	<i>1</i>	<i>68</i>
13	Kit Carson	0	0	1	0	0	0	0	0	0	6
	Logan	0	0	1	0	1	1	0	0	1	13
	Morgan	0	0	1	0	4	1	0	0	0	21
	Phillips	0	0	0	0	0	0	0	0	0	2
	Sedgwick	0	0	0	0	0	0	0	0	0	0
	Washington	0	0	0	0	0	1	0	0	0	3
	Yuma	0	0	0	0	0	0	0	0	0	3
<i>Total</i>	<i>0</i>	<i>0</i>	<i>3</i>	<i>0</i>	<i>5</i>	<i>3</i>	<i>0</i>	<i>0</i>	<i>1</i>	<i>48</i>	
14	Grand	0	0	0	0	1	1	0	0	1	10
	Moffat	0	0	0	0	0	0	0	0	3	14
	Routt	0	0	2	0	2	0	1	0	0	12
	<i>Total</i>	<i>0</i>	<i>0</i>	<i>2</i>	<i>0</i>	<i>3</i>	<i>1</i>	<i>1</i>	<i>0</i>	<i>4</i>	<i>36</i>
15	Baca	0	0	0	0	3	1	0	0	1	7
	Cheyenne	0	0	1	0	0	0	0	0	0	4
	Kiowa	0	0	0	0	0	0	0	0	0	1
	Prowers	0	0	0	0	3	2	0	0	0	35
	<i>Total</i>	<i>0</i>	<i>0</i>	<i>1</i>	<i>0</i>	<i>6</i>	<i>3</i>	<i>0</i>	<i>0</i>	<i>1</i>	<i>47</i>
16	Bent	0	0	1	0	0	0	0	0	0	8
	Crowley	1	0	1	0	0	0	0	0	0	16
	Otero	1	0	0	0	6	0	0	0	0	19
	<i>Total</i>	<i>2</i>	<i>0</i>	<i>2</i>	<i>0</i>	<i>6</i>	<i>0</i>	<i>0</i>	<i>0</i>	<i>0</i>	<i>43</i>
17	Adams	31	0	36	1	76	13	5	1	65	489
	Broomfield	3	0	8	0	5	0	0	1	0	47
	<i>Total</i>	<i>34</i>	<i>0</i>	<i>44</i>	<i>1</i>	<i>81</i>	<i>13</i>	<i>5</i>	<i>2</i>	<i>65</i>	<i>536</i>

**Table 23:
District Court Juvenile Delinquency Filings by Case Type
Fiscal Year 2024**

Judicial District	Court Location	Delinquent Case Remand from District Court (DR)										
		Arson (AR)	Assault (AS)	Bail Violation (BV)	Burglary (BU)	Bribery - Tampering (BR)	Child Abuse (CA)	Criminal Mischief (CM)	Cruelty to Animals (AM)	Driving Under the Influence (DU)	Drugs (DG)	
18	Arapahoe	4	147	0	40	0	0	25	0	0	1	7
	Douglas	1	91	0	11	2	0	32	1	0	0	116
	Elbert	0	5	0	0	0	0	0	0	0	0	3
	Lincoln	0	0	0	0	0	0	0	0	0	0	0
	Total	5	243	0	51	2	0	57	1	0	1	126
19	Weld	5	144	0	21	0	0	34	1	0	3	29
20	Boulder	0	75	0	11	0	1	16	0	0	0	9
21	Mesa	2	71	0	10	0	0	24	0	0	1	8
	Dolores	0	0	0	0	0	0	0	0	0	0	0
	Montezuma	0	14	0	6	0	0	10	0	0	1	10
	Total	0	14	0	6	0	0	10	0	0	1	10
State Total		30	1,452	0	276	5	11	368	13	0	16	293
Percent of State Total		0%	22%	0.00%	4%	0.08%	0.17%	6%	0.20%	0.00%	0%	4%

**Table 23:
District Court Juvenile Delinquency Filings by Case Type
Fiscal Year 2024**

Judicial District	Court Location	Escape (EC)	Forgery (FG)	Fraud (FD)	Gambling (GM)	Harassment (HR)	Homicide (HM)	Impersonation (IM)	Incest (IC)	Kidnapping (KN)
18	Arapahoe	1	0	0	0	30	25	0	4	2
	Douglas	0	0	0	0	31	3	0	0	0
	Elbert	0	0	0	0	1	0	0	1	0
	Lincoln	0	0	0	0	0	0	0	0	0
	<i>Total</i>	<i>1</i>	<i>0</i>	<i>0</i>	<i>0</i>	<i>62</i>	<i>28</i>	<i>0</i>	<i>5</i>	<i>2</i>
19	Weld	0	0	0	0	32	8	0	0	1
20	Boulder	2	0	0	0	7	5	2	0	0
21	Mesa	1	0	0	0	19	4	1	0	0
22	Dolores	0	0	0	0	0	0	0	0	0
	Montezuma	1	0	0	0	5	2	0	0	0
	<i>Total</i>	<i>1</i>	<i>0</i>	<i>0</i>	<i>0</i>	<i>5</i>	<i>2</i>	<i>0</i>	<i>0</i>	<i>0</i>
<i>State Total</i>		<i>15</i>	<i>2</i>	<i>1</i>	<i>1</i>	<i>337</i>	<i>156</i>	<i>13</i>	<i>13</i>	<i>16</i>
<i>Percent of State Total</i>		<i>0%</i>	<i>0.03%</i>	<i>0.02%</i>	<i>0.02%</i>	<i>5%</i>	<i>2.38%</i>	<i>0%</i>	<i>0.20%</i>	<i>0.24%</i>

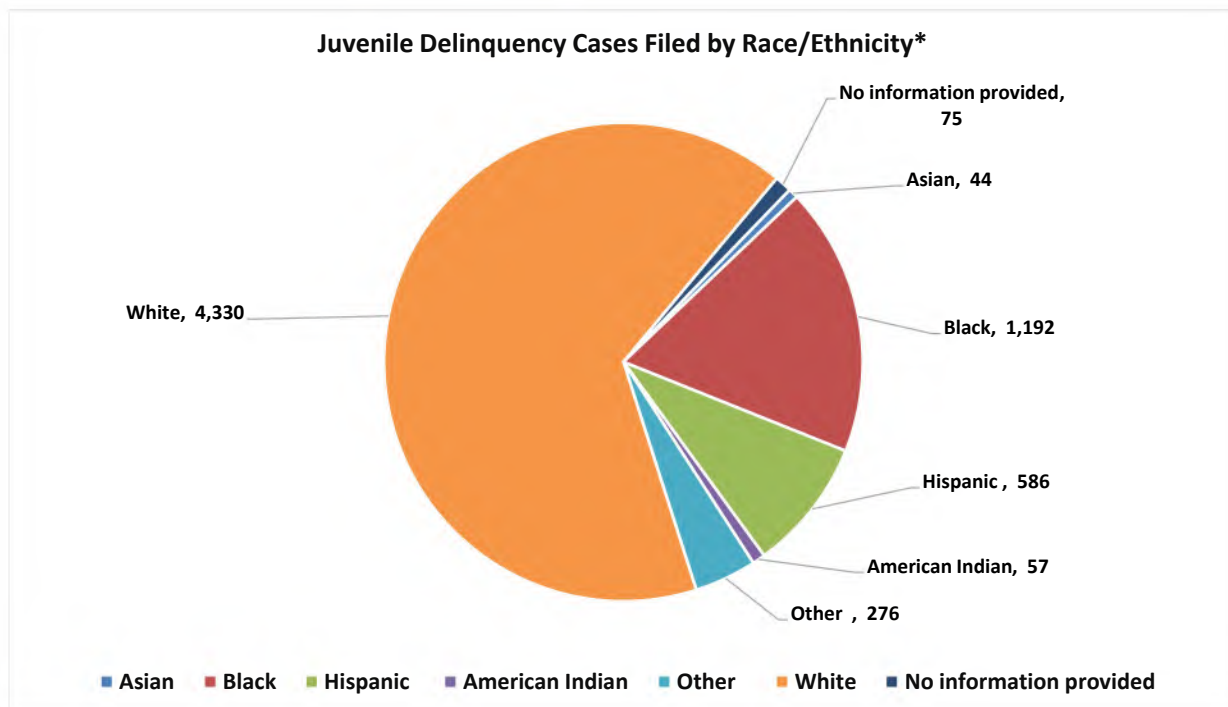
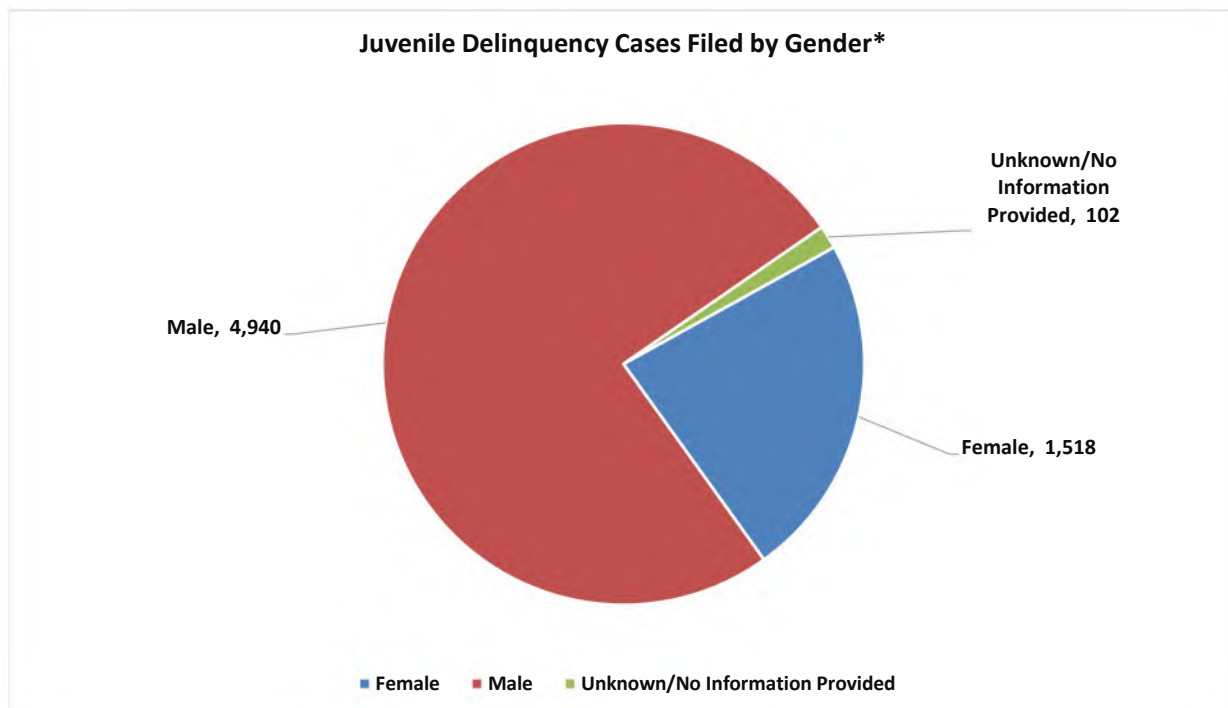
**Table 23:
District Court Juvenile Delinquency Filings by Case Type
Fiscal Year 2024**

Judicial District	Court Location	Municipal Charge other than					Possession of Alcohol by Minor (PA)	Prostitution (PS)	Public Peace and Order (PP)
		Menacing (MN)	Curfew (MC)	Other (OT)	Perjury (PJ)	Pornography (PN)			
18	Arapahoe	13	0	78	0	0	0	0	6
	Douglas	13	0	47	0	1	1	0	19
	Elbert	0	0	3	0	0	0	0	0
	Lincoln	0	0	0	0	0	0	0	0
	<i>Total</i>	26	0	128	0	1	1	0	25
19	Weld	21	0	137	0	0	0	0	4
20	Boulder	13	0	9	0	0	2	0	11
21	Mesa	19	0	16	0	0	1	0	9
	Dolores	0	0	0	0	0	0	0	0
22	Montezuma	1	0	8	0	0	3	0	2
	<i>Total</i>	1	0	8	0	0	3	0	2
<i>State Total</i>		308	0	690	1	3	13	0	163
<i>Percent of State Total</i>		5%	0%	11%	0.02%	0.05%	0%	0.00%	2%

**Table 23:
District Court Juvenile Delinquency Filings by Case Type
Fiscal Year 2024**

Judicial District	Court Location	Robbery (RB)	Runaway (RW)	Sex Offenses (SX)	Tampering (TM)	Theft (TH)	Trespass (TP)	Vehicular Assault (VA)	Vehicular Homicide (VH)	Weapon (WP)	Total
18	Arapahoe	56	0	20	2	123	44	3	0	49	680
	Douglas	6	1	16	1	71	7	0	0	8	479
	Elbert	0	0	0	0	0	0	0	0	0	13
	Lincoln	0	0	1	0	0	0	0	0	0	1
	Total	62	1	37	3	194	51	3	0	57	1,173
19	Weld	11	0	25	4	96	13	1	0	35	625
20	Boulder	6	0	24	0	45	9	1	1	19	268
21	Mesa	3	0	11	7	24	13	0	2	13	259
22	Dolores	0	0	0	0	0	0	0	0	0	0
	Montezuma	6	0	0	0	10	7	0	0	1	87
	Total	6	0	0	0	10	7	0	0	1	87
State Total		296	2	346	28	982	237	20	9	445	6,561
Percent of State Total		5%	0.03%	5%	0.43%	15%	4%	0.30%	0.14%	7%	100%

**Chart 23: Juvenile Delinquency New Cases Filed by Gender and Race*
Fiscal Year 2024**



*These numbers may not match the final case class total numbers as case demographic information may be updated after the case class total numbers are finalized.

**Demographic information is received through electronic transfer or paper filings from Law Enforcement and/or the District Attorney. Judicial's case management system currently blends race and ethnicity fields.

**Table 24:
District Court Mental Health Filings by Case Type
Fiscal Year 2024**

Judicial District	Court Location	Alcohol /Drugs	Emergency	Evaluation	Imposition of	Involuntary	Involuntary
		(AH)	Commitment (EM)	(EV)	Legal Disability (LD)	Medication (ID)	Medication Procedure (IP)
1	Gilpin	0	0	0	0	0	0
	Jefferson	6	0	29	1	0	0
	<i>Total</i>	6	0	29	1	0	0
2	Denver Probate	63	0	56	1	80	0
3	Huerfano	0	0	0	0	0	0
	Las Animas	0	0	0	0	0	0
	<i>Total</i>	0	0	0	0	0	0
4	El Paso	6	0	26	1	0	0
	Teller	0	0	0	0	0	0
	<i>Total</i>	6	0	26	1	0	0
5	Clear Creek	0	0	1	0	0	0
	Eagle	0	0	0	0	1	0
	Lake	0	0	0	0	0	0
	Summit	0	0	0	0	0	0
	<i>Total</i>	0	0	1	0	1	0
6	Archuleta	0	0	0	0	0	0
	La Plata	6	0	1	0	0	0
	San Juan	0	0	0	0	0	0
	<i>Total</i>	6	0	1	0	0	0
7	Delta	0	0	0	0	0	0
	Gunnison	0	0	2	0	0	0
	Hinsdale	0	0	0	0	0	0
	Montrose	3	2	0	0	0	0
	Ouray	0	0	0	0	0	0
	San Miguel	0	0	0	0	0	0
	<i>Total</i>	3	2	2	0	0	0

**Table 24:
District Court Mental Health Filings by Case Type
Fiscal Year 2024**

Judicial District	Court Location	Long Term Certification (LC)	Long Term Change of Venue (LV)	Other (OT)	Short Term (ST)	Short Term COV (VS)	72 Hour Hold (72)	Total
1	Gilpin	0	0	0	6	0	2	8
	Jefferson	5	0	0	643	0	1	685
	<i>Total</i>	5	0	0	649	0	3	693
2	Denver Probate	67	15	0	1,215	4	6	1,507
3	Huerfano	0	0	0	8	0	0	8
	Las Animas	0	0	0	13	0	0	13
	<i>Total</i>	0	0	0	21	0	0	21
4	El Paso	2	1	0	760	3	3	802
	Teller	0	0	0	14	0	0	14
	<i>Total</i>	2	1	0	774	3	3	816
5	Clear Creek	0	0	0	8	0	0	9
	Eagle	0	0	0	24	0	2	27
	Lake	0	0	0	2	0	0	2
	Summit	0	0	0	18	0	0	18
	<i>Total</i>	0	0	0	52	0	2	56
6	Archuleta	0	0	0	4	0	1	5
	La Plata	0	0	0	40	0	10	57
	San Juan	0	0	0	0	0	0	0
	<i>Total</i>	0	0	0	44	0	11	62
7	Delta	0	0	0	30	0	0	30
	Gunnison	0	0	0	2	0	0	4
	Hinsdale	0	0	0	0	0	0	0
	Montrose	1	0	0	31	0	0	37
	Ouray	0	0	0	0	0	0	0
	San Miguel	0	0	0	4	0	1	5
	<i>Total</i>	1	0	0	67	0	1	76

**Table 24:
District Court Mental Health Filings by Case Type
Fiscal Year 2024**

Judicial District	Court Location	Emergency			Imposition of	Involuntary	Involuntary
		Alcohol /Drugs (AH)	Commitment (EM)	Evaluation (EV)	Legal Disability (LD)	Medication (ID)	Medication Procedure (IP)
8	Jackson	0	0	0	0	0	0
	Larimer	0	2	12	0	0	0
	<i>Total</i>	<i>0</i>	<i>2</i>	<i>12</i>	<i>0</i>	<i>0</i>	<i>0</i>
9	Garfield	0	1	0	0	0	0
	Pitkin	0	0	0	0	0	0
	Rio Blanco	0	0	0	0	1	0
	<i>Total</i>	<i>0</i>	<i>1</i>	<i>0</i>	<i>0</i>	<i>1</i>	<i>0</i>
10	Pueblo	0	0	33	2	141	0
11	Chaffee	1	0	0	0	0	0
	Custer	0	0	0	0	0	0
	Fremont	0	0	1	0	0	0
	Park	0	0	0	0	0	0
	<i>Total</i>	<i>1</i>	<i>0</i>	<i>1</i>	<i>0</i>	<i>0</i>	<i>0</i>
12	Alamosa	0	0	0	0	0	0
	Conejos	0	0	0	0	0	0
	Costilla	0	0	0	0	0	0
	Mineral	0	0	0	0	0	0
	Rio Grande	0	0	0	0	0	0
	Saguache	0	0	0	0	0	0
	<i>Total</i>	<i>0</i>	<i>0</i>	<i>0</i>	<i>0</i>	<i>0</i>	<i>0</i>
13	Kit Carson	0	0	0	0	0	0
	Logan	0	0	0	0	0	0
	Morgan	0	0	0	1	0	0
	Phillips	0	0	0	0	0	0
	Sedgwick	0	0	0	0	0	0
	Washington	0	0	0	0	0	0
	Yuma	0	0	0	0	0	0
	<i>Total</i>	<i>0</i>	<i>0</i>	<i>0</i>	<i>1</i>	<i>0</i>	<i>0</i>
14	Grand	0	0	0	0	0	0
	Moffat	0	0	0	0	0	0
	Routt	0	0	0	0	0	0
	<i>Total</i>	<i>0</i>	<i>0</i>	<i>0</i>	<i>0</i>	<i>0</i>	<i>0</i>

**Table 24:
District Court Mental Health Filings by Case Type
Fiscal Year 2024**

Judicial District	Court Location	Long Term Certification (LC)	Long Term Change of Venue (LV)	Other (OT)	Short Term (ST)	Short Term COV (VS)	72 Hour Hold (72)	Total
8	Jackson	0	0	0	1	0	0	1
	Larimer	1	0	3	546	0	0	564
	Total	1	0	3	547	0	0	565
9	Garfield	0	0	0	40	0	2	43
	Pitkin	0	0	0	7	0	0	7
	Rio Blanco	0	0	0	0	0	0	1
	Total	0	0	0	47	0	2	51
10	Pueblo	9	4	0	246	10	4	449
	Chaffee	0	0	0	13	0	0	14
11	Custer	0	0	0	2	0	0	2
	Fremont	0	0	0	36	0	0	37
	Park	0	0	0	12	0	0	12
	Total	0	0	0	63	0	0	65
	Alamosa	0	0	0	16	0	64	80
12	Conejos	0	0	0	5	1	24	30
	Costilla	0	0	0	0	0	9	9
	Mineral	0	0	0	0	0	1	1
	Rio Grande	0	0	0	13	0	21	34
	Saguache	0	0	0	1	0	7	8
	Total	0	0	0	35	1	126	162
	Kit Carson	0	0	0	9	0	0	9
13	Logan	0	0	0	46	0	2	48
	Morgan	0	1	0	32	0	0	34
	Phillips	0	0	0	0	0	0	0
	Sedgwick	0	0	0	0	0	1	1
	Washington	0	0	0	6	0	0	6
	Yuma	0	0	0	5	0	0	5
	Total	0	1	0	98	0	3	103
	14	Grand	0	0	0	7	0	0
Moffat		0	0	0	5	0	0	5
Routt		0	0	0	19	0	1	20
Total		0	0	0	31	0	1	32

**Table 24:
District Court Mental Health Filings by Case Type
Fiscal Year 2024**

Judicial District	Court Location	Emergency		Evaluation (EV)	Imposition of Legal Disability (LD)	Involuntary Medication (ID)	Involuntary Medication Procedure (IP)
		Alcohol /Drugs (AH)	Commitment (EM)				
15	Baca	0	0	0	0	0	0
	Cheyenne	0	0	0	0	0	0
	Kiowa	0	0	0	1	0	0
	Prowers	0	0	0	0	0	0
	<i>Total</i>	<i>0</i>	<i>0</i>	<i>0</i>	<i>1</i>	<i>0</i>	<i>0</i>
16	Bent	0	0	0	0	0	0
	Crowley	0	0	0	0	0	0
	Otero	0	0	0	0	1	0
	<i>Total</i>	<i>0</i>	<i>0</i>	<i>0</i>	<i>0</i>	<i>1</i>	<i>0</i>
17	Adams	7	0	11	0	0	0
	Broomfield	0	0	0	0	0	0
	<i>Total</i>	<i>7</i>	<i>0</i>	<i>11</i>	<i>0</i>	<i>0</i>	<i>0</i>
18	Arapahoe	11	1	24	8	2	0
	Douglas	10	0	11	1	0	0
	Elbert	0	0	1	0	0	0
	Lincoln	0	0	0	0	0	0
	<i>Total</i>	<i>21</i>	<i>1</i>	<i>36</i>	<i>9</i>	<i>2</i>	<i>0</i>
19	Weld	7	0	2	1	0	0
20	Boulder	9	0	16	0	0	0
21	Mesa	16	0	3	5	0	0
22	Dolores	0	0	0	0	0	0
	Montezuma	0	0	1	0	0	0
	<i>Total</i>	<i>0</i>	<i>0</i>	<i>1</i>	<i>0</i>	<i>0</i>	<i>0</i>
<i>State Total</i>		<i>145</i>	<i>6</i>	<i>230</i>	<i>22</i>	<i>226</i>	<i>0</i>
<i>Percent State Total</i>		<i>2%</i>	<i>0%</i>	<i>3%</i>	<i>0%</i>	<i>3%</i>	<i>0%</i>

**Table 24:
District Court Mental Health Filings by Case Type
Fiscal Year 2024**

Judicial District	Court Location	Long Term Certification (LC)	Long Term Change of Venue (LV)	Other (OT)	Short Term (ST)	Short Term COV (VS)	72 Hour Hold (72)	Total
15	Baca	0	0	0	0	0	0	0
	Cheyenne	0	0	0	0	0	0	0
	Kiowa	0	0	0	1	0	0	2
	Prowers	0	0	0	8	0	0	8
	<i>Total</i>	<i>0</i>	<i>0</i>	<i>0</i>	<i>9</i>	<i>0</i>	<i>0</i>	<i>10</i>
16	Bent	0	0	0	6	0	0	6
	Crowley	0	0	0	2	0	0	2
	Otero	0	0	0	15	0	2	18
	<i>Total</i>	<i>0</i>	<i>0</i>	<i>0</i>	<i>23</i>	<i>0</i>	<i>2</i>	<i>26</i>
17	Adams	2	1	0	524	0	1	546
	Broomfield	0	0	0	60	0	2	62
	<i>Total</i>	<i>2</i>	<i>1</i>	<i>0</i>	<i>584</i>	<i>0</i>	<i>3</i>	<i>608</i>
18	Arapahoe	15	3	0	802	3	0	869
	Douglas	3	0	0	284	2	1	312
	Elbert	0	0	0	9	0	0	10
	Lincoln	0	0	0	4	0	0	4
	<i>Total</i>	<i>18</i>	<i>3</i>	<i>0</i>	<i>1,099</i>	<i>5</i>	<i>1</i>	<i>1,195</i>
19	Weld	2	0	0	337	1	0	350
20	Boulder	2	0	1	422	9	4	463
21	Mesa	0	0	0	293	1	6	324
22	Dolores	0	0	0	0	0	0	0
	Montezuma	0	0	0	13	0	0	14
	<i>Total</i>	<i>0</i>	<i>0</i>	<i>0</i>	<i>13</i>	<i>0</i>	<i>0</i>	<i>14</i>
<i>State Total</i>		<i>109</i>	<i>25</i>	<i>4</i>	<i>6,669</i>	<i>34</i>	<i>178</i>	<i>7,648</i>
<i>Percent State Total</i>		<i>1%</i>	<i>0.33%</i>	<i>0.05%</i>	<i>87%</i>	<i>0.44%</i>	<i>2%</i>	<i>100%</i>

**Table 25:
District Court Probate Filings by Case Type
Fiscal Year 2024**

Judicial District	Court Location	Ancillary Proceedings (AC)	Conservatorship/Adult (CN)	Conservator/Guardian-Adult (CG)	Conservatorship/Minor (CY)	Conservatorship/Guardian-Minor (CR)	Disclaimer (DC)	Determination of Heirship (DH)
1	Gilpin	4	0	2	0	0	0	0
	Jefferson	15	27	60	20	2	0	3
	Total	19	27	62	20	2	0	3
2	Denver Probate	18	41	64	13	4	0	3
3	Huerfano	19	1	1	0	0	0	2
	Las Animas	14	1	0	1	0	0	1
	Total	33	2	1	1	0	0	3
4	El Paso	26	27	60	94	4	0	4
	Teller	10	2	3	2	0	0	0
	Total	36	29	63	96	4	0	4
5	Clear Creek	3	0	0	0	0	0	0
	Eagle	31	2	1	4	0	0	4
	Lake	3	0	0	0	0	0	0
	Summit	17	1	2	1	0	0	2
	Total	54	3	3	5	0	0	6
6	Archuleta	16	0	0	2	0	0	0
	La Plata	34	4	2	1	0	0	6
	San Juan	4	0	1	0	0	0	0
	Total	54	4	3	3	0	0	6
7	Delta	2	3	8	1	0	0	0
	Gunnison	13	0	0	1	0	0	2
	Hinsdale	4	0	0	0	0	0	0
	Montrose	2	3	6	2	0	0	1
	Ouray	3	0	0	0	0	0	0
	San Miguel	7	1	0	0	0	0	0
	Total	31	7	14	4	0	0	3

*Single Transaction cases include the approval of personal injury settlements and personal injury settlements by insurance company cases.

**Table 25:
District Court Probate Filings by Case Type
Fiscal Year 2024**

Judicial District	Court Location	Foreign			Intestate			Public		
		Protective Proceeding (FP)	Guardianship/ Adult (GA)	Guardianship/ Minor (GD)	Formal (IF)	Intestate Informal (II)	Other (OT)	Administrator Statement (PX)	Registration of Foreign Order (FO)	Single* Transaction (SN)
1	Gilpin	0	1	4	0	8	1	0	0	0
	Jefferson	1	78	72	60	352	4	21	1	32
	Total	1	79	76	60	360	5	21	1	32
2	Denver Probate	5	148	96	93	415	21	84	4	93
3	Huerfano	1	3	2	7	20	0	0	0	0
	Las Animas	0	5	6	6	25	0	0	0	1
	Total	1	8	8	13	45	0	0	0	1
4	El Paso	0	149	229	79	364	5	72	0	39
	Teller	0	8	0	4	34	1	0	0	0
	Total	0	157	229	83	398	6	72	0	39
5	Clear Creek	0	1	0	0	9	0	0	0	0
	Eagle	0	3	9	2	23	0	0	2	1
	Lake	0	2	2	1	5	0	0	0	0
	Summit	0	4	7	1	15	0	0	0	1
	Total	0	10	18	4	52	0	0	2	2
6	Archuleta	0	3	1	1	19	0	0	1	0
	La Plata	0	7	13	5	48	1	0	0	2
	San Juan	0	0	0	0	1	0	0	0	0
	Total	0	10	14	6	68	1	0	1	2
7	Delta	0	7	5	4	39	1	0	0	2
	Gunnison	0	2	7	2	14	1	0	0	0
	Hinsdale	0	0	0	0	1	0	0	0	0
	Montrose	0	9	10	9	37	0	0	0	0
	Ouray	0	1	0	2	4	0	0	0	0
	San Miguel	0	0	0	3	4	0	0	0	0
	Total	0	19	22	20	99	2	0	0	2

*Single Transaction cases include the approval of personal injury settlements and personal injury settlements by insurance company cases.

**Table 25:
District Court Probate Filings by Case Type
Fiscal Year 2024**

Judicial District	Court Location	Special Administrator Formal (AF)	Special Administrator Informal (AI)	Testate Formal (TF)	Testate Informal (TI)	Trust (TU)	Trust Registration (TG)	Uniform Veterans Guardianship Act (UV)	Will Transfer (WT)	Total
1	Gilpin	0	0	0	11	0	0	0	0	31
	Jefferson	12	0	145	885	21	87	0	8	1,906
	Total	12	0	145	896	21	87	0	8	1,937
2	Denver Probate	9	1	150	690	48	69	0	9	2,078
3	Huerfano	0	0	5	10	0	1	0	0	72
	Las Animas	0	0	2	31	1	0	0	0	94
	Total	0	0	7	41	1	1	0	0	166
4	El Paso	10	0	127	700	26	69	0	6	2,090
	Teller	0	0	3	41	1	0	0	0	109
	Total	10	0	130	741	27	69	0	6	2,199
5	Clear Creek	0	0	4	19	0	1	0	0	37
	Eagle	0	0	2	45	0	9	0	0	138
	Lake	1	0	0	4	0	0	0	0	18
	Summit	0	0	2	29	0	2	0	0	84
	Total	1	0	8	97	0	12	0	0	277
6	Archuleta	0	0	0	30	0	1	0	1	75
	La Plata	0	0	8	73	3	10	0	0	217
	San Juan	0	0	0	0	0	0	0	0	6
	Total	0	0	8	103	3	11	0	1	298
7	Delta	0	0	7	62	1	7	0	0	149
	Gunnison	0	0	0	23	0	0	0	0	65
	Hinsdale	0	0	0	2	0	0	0	0	7
	Montrose	1	0	8	69	1	5	0	0	163
	Ouray	0	0	2	7	1	1	0	0	21
	San Miguel	0	0	2	6	0	0	0	0	23
Total	1	0	19	169	3	13	0	0	428	

*Single Transaction cases include the approval of personal injury settlements and personal injury settlements by insurance company cases.

**Table 25:
District Court Probate Filings by Case Type
Fiscal Year 2024**

Judicial District	Court Location	Ancillary Proceedings (AC)	Conservatorship/Adult (CN)	Conservatorship/Guardian-Adult (CG)	Conservatorship/Minor (CY)	Conservatorship/Guardian-Minor (CR)	Disclaimer (DC)	Determination of Heirship (DH)
8	Jackson	0	0	0	0	0	0	0
	Larimer	16	14	33	19	3	1	1
	<i>Total</i>	16	14	33	19	3	1	1
9	Garfield	10	0	3	3	0	0	1
	Pitkin	15	1	0	0	0	0	0
	Rio Blanco	9	0	3	1	0	0	1
	<i>Total</i>	34	1	6	4	0	0	2
10	Pueblo	17	8	14	16	6	0	4
11	Chaffee	6	2	1	3	0	0	0
	Custer	7	0	1	0	0	0	2
	Fremont	10	6	2	2	0	0	7
	Park	24	0	0	0	0	0	1
	<i>Total</i>	47	8	4	5	0	0	10
12	Alamosa	5	0	6	3	0	0	1
	Conejos	5	0	1	3	0	0	0
	Costilla	41	0	1	1	0	0	4
	Mineral	7	0	0	0	0	0	1
	Rio Grande	14	1	0	0	1	0	0
	Saguache	7	0	0	0	1	0	1
	<i>Total</i>	79	1	8	7	2	0	7
13	Kit Carson	2	1	0	0	0	0	1
	Logan	6	2	5	1	0	0	5
	Morgan	3	0	2	1	4	0	6
	Phillips	1	0	2	0	4	0	0
	Sedgwick	1	0	0	0	0	0	0
	Washington	5	0	0	0	0	0	0
	Yuma	2	0	0	0	2	0	0
	<i>Total</i>	20	3	9	2	10	0	12
14	Grand	4	0	1	0	0	0	4
	Moffat	8	0	0	0	0	0	5
	Routt	12	1	1	0	0	0	2
	<i>Total</i>	24	1	2	0	0	0	11

*Single Transaction cases include the approval of personal injury settlements and personal injury settlements by insurance company cases.

**Table 25:
District Court Probate Filings by Case Type
Fiscal Year 2024**

Judicial District	Court Location	Foreign			Intestate			Public		
		Protective Proceeding (FP)	Guardianship/ Adult (GA)	Guardianship/ Minor (GD)	Formal (IF)	Informal (II)	Other (OT)	Administrator Statement (PX)	Registration of Foreign Order (FO)	Single* Transaction (SN)
8	Jackson	0	0	0	1	2	0	0	0	0
	Larimer	0	51	20	20	184	2	7	2	35
	<i>Total</i>	<i>0</i>	<i>51</i>	<i>20</i>	<i>21</i>	<i>186</i>	<i>2</i>	<i>7</i>	<i>2</i>	<i>35</i>
9	Garfield	0	4	10	3	29	0	0	0	2
	Pitkin	0	1	1	0	11	0	0	1	1
	Rio Blanco	0	0	4	0	9	1	0	0	0
	<i>Total</i>	<i>0</i>	<i>5</i>	<i>15</i>	<i>3</i>	<i>49</i>	<i>1</i>	<i>0</i>	<i>1</i>	<i>3</i>
10	Pueblo	0	36	106	43	203	3	35	2	8
11	Chaffee	0	1	4	2	17	0	0	0	2
	Custer	0	1	4	0	8	0	0	0	0
	Fremont	0	12	8	9	53	0	0	0	4
	Park	0	3	9	2	44	0	0	0	0
	<i>Total</i>	<i>0</i>	<i>17</i>	<i>25</i>	<i>13</i>	<i>122</i>	<i>0</i>	<i>0</i>	<i>0</i>	<i>6</i>
12	Alamosa	0	9	4	6	17	1	0	1	0
	Conejos	0	4	2	3	7	0	0	0	0
	Costilla	0	2	2	9	20	0	0	0	0
	Mineral	0	0	0	1	2	0	0	0	0
	Rio Grande	0	2	5	1	10	0	0	0	0
	Saguache	0	4	1	2	14	0	0	1	0
<i>Total</i>	<i>0</i>	<i>21</i>	<i>14</i>	<i>22</i>	<i>70</i>	<i>1</i>	<i>0</i>	<i>2</i>	<i>0</i>	
13	Kit Carson	0	2	1	0	7	0	0	0	0
	Logan	0	0	11	5	15	1	0	0	1
	Morgan	0	3	26	6	25	0	0	0	0
	Phillips	2	1	0	0	4	0	0	0	0
	Sedgwick	0	0	3	0	11	0	0	0	0
	Washington	0	2	5	2	3	0	0	0	0
	Yuma	0	0	0	1	12	1	0	0	0
	<i>Total</i>	<i>2</i>	<i>8</i>	<i>46</i>	<i>14</i>	<i>77</i>	<i>2</i>	<i>0</i>	<i>0</i>	<i>1</i>
14	Grand	0	0	3	1	14	0	0	0	5
	Moffat	0	3	5	3	16	0	0	0	0
	Routt	0	3	1	2	14	0	0	0	1
	<i>Total</i>	<i>0</i>	<i>6</i>	<i>9</i>	<i>6</i>	<i>44</i>	<i>0</i>	<i>0</i>	<i>0</i>	<i>6</i>

*Single Transaction cases include the approval of personal injury settlements and personal injury settlements by insurance company cases.

**Table 25:
District Court Probate Filings by Case Type
Fiscal Year 2024**

Judicial District	Court Location	Special Administrator Formal (AF)	Special Administrator Informal (AI)	Testate Formal (TF)	Testate Informal (TI)	Trust (TU)	Trust Registration (TG)	Uniform Veterans Guardianship Act (UV)	Will Transfer (WT)	Total
8	Jackson	0	0	1	3	0	0	0	0	7
	Larimer	2	2	59	508	13	23	0	2	1,017
	Total	2	2	60	511	13	23	0	2	1,024
9	Garfield	0	0	6	70	1	3	0	0	145
	Pitkin	1	0	2	26	1	2	0	0	63
	Rio Blanco	0	0	3	5	0	1	0	0	37
	Total	1	0	11	101	2	6	0	0	245
10	Pueblo	0	1	26	241	3	6	0	1	779
11	Chaffee	1	0	3	35	0	5	0	0	82
	Custer	0	0	0	6	0	0	0	0	29
	Fremont	1	0	9	78	2	4	0	0	207
	Park	0	0	5	26	0	1	0	0	115
	Total	2	0	17	145	2	10	0	0	433
12	Alamosa	0	0	3	23	0	1	0	0	80
	Conejos	0	0	1	10	0	0	0	0	36
	Costilla	0	0	3	20	0	0	0	0	103
	Mineral	0	0	0	2	0	0	0	0	13
	Rio Grande	0	0	1	16	0	0	0	0	51
	Total	0	0	8	79	0	1	0	0	322
13	Kit Carson	0	0	1	10	0	0	0	0	25
	Logan	0	0	2	37	1	2	0	2	96
	Morgan	0	0	6	48	1	3	0	0	134
	Phillips	0	0	1	13	0	1	0	0	29
	Sedgwick	0	0	0	4	0	0	0	0	19
	Washington	0	0	0	13	0	2	0	0	32
	Yuma	1	0	5	20	0	2	0	0	46
	Total	1	0	15	145	2	10	0	2	381
14	Grand	0	0	3	19	0	1	0	0	55
	Moffat	0	0	4	13	0	3	0	1	61
	Routt	0	0	5	35	1	2	0	0	80
	Total	0	0	12	67	1	6	0	1	196

*Single Transaction cases include the approval of personal injury settlements and personal injury settlements by insurance company cases.

**Table 25:
District Court Probate Filings by Case Type
Fiscal Year 2024**

Judicial District	Court Location	Ancillary Proceedings (AC)	Conservatorship/Adult (CN)	Conservator/Guardian-Adult (CG)	Conservatorship/Minor (CY)	Conservatorship/Guardian-Minor (CR)	Disclaimer (DC)	Determination of Heirship (DH)
15	Baca	8	0	0	0	0	0	1
	Cheyenne	3	0	0	1	0	0	0
	Kiowa	0	0	3	0	0	0	0
	Prowers	5	1	2	0	2	0	2
	Total	16	1	5	1	2	0	3
16	Bent	2	0	1	0	0	0	4
	Crowley	1	0	1	0	0	0	1
	Otero	0	0	0	0	0	0	8
	Total	3	0	2	0	0	0	13
17	Adams	7	20	33	42	4	0	14
	Broomfield	0	0	13	7	0	0	0
	Total	7	20	46	49	4	0	14
18	Arapahoe	11	24	68	39	5	0	2
	Douglas	5	18	23	30	0	0	1
	Elbert	2	2	1	0	0	0	0
	Lincoln	9	0	1	0	0	0	0
	Total	27	44	93	69	5	0	3
19	Weld	42	10	31	25	2	0	47
20	Boulder	17	11	36	12	1	0	4
21	Mesa	6	16	22	13	0	0	1
22	Dolores	0	0	0	0	0	0	0
	Montezuma	10	1	3	1	1	0	1
	Total	10	1	3	1	1	0	1
State Total		610	252	524	365	46	1	161
Percent of State Total		3%	1%	3%	2%	0.26%	0%	1%

*Single Transaction cases include the approval of personal injury settlements and personal injury settlements by insurance company cases.

**Table 25:
District Court Probate Filings by Case Type
Fiscal Year 2024**

Judicial District	Court Location	Foreign			Intestate			Public		
		Protective Proceeding (FP)	Guardianship/ Adult (GA)	Guardianship/ Minor (GD)	Formal (IF)	Informal (II)	Other (OT)	Administrator Statement (PX)	Registration of Foreign Order (FO)	Single* Transaction (SN)
15	Baca	0	4	2	0	13	0	0	0	0
	Cheyenne	0	0	0	0	6	0	0	0	0
	Kiowa	0	0	0	0	4	0	0	0	0
	Prowers	0	5	9	4	11	0	0	0	2
	Total	0	9	11	4	34	0	0	0	2
16	Bent	0	0	2	0	16	0	0	0	0
	Crowley	0	0	0	2	4	0	0	0	0
	Otero	0	11	1	5	29	0	0	0	0
	Total	0	11	3	7	49	0	0	0	0
17	Adams	0	99	64	81	275	4	21	3	79
	Broomfield	0	11	4	6	22	1	0	0	3
	Total	0	110	68	87	297	5	21	3	82
18	Arapahoe	3	177	153	80	365	1	0	3	79
	Douglas	2	55	31	29	137	1	0	1	40
	Elbert	0	6	4	6	24	1	0	0	2
	Lincoln	0	0	2	2	9	0	0	0	0
	Total	5	238	190	117	535	3	0	4	121
19	Weld	0	64	76	40	222	1	4	0	35
20	Boulder	0	50	34	20	143	3	0	1	14
21	Mesa	1	35	59	32	129	0	22	0	5
22	Dolores	0	1	2	1	4	0	0	0	0
	Montezuma	0	6	18	7	34	0	0	0	3
	Total	0	7	20	8	38	0	0	0	3
State Total		15	1,099	1,159	716	3,635	56	266	23	492
Percent of State Total		0.08%	6%	6%	4%	20%	0.31%	1%	0.13%	3%

*Single Transaction cases include the approval of personal injury settlements and personal injury settlements by insurance company cases.

**Table 25:
District Court Probate Filings by Case Type
Fiscal Year 2024**

Judicial District	Court Location	Special Administrator	Special Administrator	Testate Formal	Testate Informal	Trust	Trust Registration	Uniform Veterans Guardianship Act	Will Transfer	Total
		Formal (AF)	Informal (AI)	(TF)	(TI)	(TU)	(TG)	(UV)	(WT)	
15	Baca	0	0	0	8	0	6	0	0	42
	Cheyenne	0	0	1	3	0	0	0	0	14
	Kiowa	0	0	0	3	2	0	0	0	12
	Prowers	0	0	3	20	0	1	0	0	67
	Total	0	0	4	34	2	7	0	0	135
16	Bent	0	0	2	4	0	0	0	0	31
	Crowley	0	0	1	6	0	0	0	0	16
	Otero	0	0	4	32	0	1	0	0	91
	Total	0	0	7	42	0	1	0	0	138
17	Adams	6	0	99	340	15	26	0	3	1,235
	Broomfield	2	0	9	87	6	7	0	0	178
	Total	8	0	108	427	21	33	0	3	1,413
18	Arapahoe	5	2	108	609	28	94	0	7	1,863
	Douglas	1	0	48	312	13	33	0	4	784
	Elbert	0	0	4	24	0	2	0	0	78
	Lincoln	0	0	1	10	0	2	0	0	36
	Total	6	2	161	955	41	131	0	11	2,761
19	Weld	4	0	40	359	11	15	0	0	1,028
20	Boulder	10	2	93	381	30	26	0	2	890
21	Mesa	1	0	44	237	11	15	0	1	650
22	Dolores	0	0	1	4	0	0	0	0	13
	Montezuma	0	1	13	46	0	3	0	0	148
	Total	0	1	14	50	0	3	0	0	161
State Total		68	9	1,087	6,511	242	555	0	47	17,939
Percent of State Total		0.38%	0.05%	6%	36%	1%	3%	0.00%	0.26%	100%

*Single Transaction cases include the approval of personal injury settlements and personal injury settlements by insurance company cases.



**Section IV:
County Court**

Photo Credit: Sherry Foco

County Court Judges

*This list contains the names of Judges that served during FY2024

First Judicial District

Gilpin: Timothy Lane
Jefferson: Bradley A. Burback
Verna L. Carpenter
Abbey DeBoyes
Sara Garrido
Keith Goman
Corinne Magid
Graham Peper
Mark M. Randall
Kristan Wheeler
Gilpin: David C. Taylor (resigned)

Denver County Court

Nicole Rodarte, Presiding Judge
David Blackett
Kelly Cherry
Andrea Eddy
Beth Faragher
Olympia Fay
Renee Goble
Clarisse M. Gonzales
Kerri Lombardi
Chelsea Malone
Michelle Martinez-Thomas
Isabel Pallares
Andre L. Rudolph
Barry Schwartz
I.L. Shamsid-Deen
Frances Simonet
Judith Smith
Theresa Spahn
Barry Schwartz
James Zobel

Third Judicial District

Huerfano: Dawn Mann
Las Animas: John Mochel

Fourth Judicial District

El Paso: Charlotte Ankeny
Samorreyan Burney
Yolanda Fennick
Shannon Gerhart
Steven Katzman
Dennis McGuire
Cynthia McKedy
Meredith Patrick Cord
D. Denise Peacock
Ann M. Rotolo
Teller: Theresa Kilgore

Fifth Judicial District

Clear Creek: Cynthia Jones
Eagle: Inga Causey
Lake: John Scott
Summit: Edward J. Casias

Sixth Judicial District

Archuleta: Justin Fay
La Plata: Reid Stewart
San Juan: Anthony D. Edwards

Seventh Judicial District

Delta: Bo Zeerip
Gunnison: Ashley M. Burgemeister
Hinsdale: James R. McDonald
Montrose: Laura E.H. Harvell
Montrose (Nucla): Kurt Beckenhauer
Ouray: Lane P. Thomasson
San Miguel: Sean K. Murphy

Eighth Judicial District

Jackson: Chelsea Rengel
Larimer:
Kraig S. Ecton
Katharine Ellison
Joshua B. Lehman
Thomas L. Lynch
Matthew Zehe

Ninth Judicial District

Garfield: Angela Roff
Garfield Rifle: Jonathan B. Pototsky
Pitkin: Ashley R. Andrews
Rio Blanco: Jay Edwards

Tenth Judicial District

Pueblo: Steve Fieldman
Roberto Silva
Margaret Vellar

Eleventh Judicial District

Chaffee: Diana Bull
Custer: Michael Halpin
Fremont: Alexandra Robak
Park: Brian L. Green

Twelfth Judicial District

Alamosa: Daniel Walz
Conejos: Jason T. Kelly
Costilla: Tamara Sullivan
Mineral: Hollie Wheelwright
Mineral: Ruth M. Acheson (retired)
Rio Grande: John W. Stenger
Saguache: Craig Schuenemann

Thirteenth Judicial District

Kit Carson: Michael Grinnan
Logan: Ray Ann Brammer
Morgan: Dennis Brandenburg
Phillips: Kimbra Killin
Sedgwick: Myka Landry
Washington: Kelly Hansen
Yuma: Kristei Jones

Fourteenth Judicial District

Grand: Nicholas Catanzarite
Moffat: James H. Hesson
Moffat: Brittany A. Schneider (appt. to
District court)
Routt: Erin M. Rowe Wilson

Fifteenth Judicial District

Baca: Lyudmyla Lishchuk
Cheyenne: Deni Eiring
Kiowa: Gary W. Davis
Prowers: Curtis Lane Porter

Sixteenth Judicial District

Bent: Lance P. Clark
Crowley: Jeremy P. Boyce
Otero: William Culver
Otero: Douglas R. Manley (retired)

Seventeenth Judicial District

Courtney L. Dinnel
Martin J. Flaum II
Marques A. Ivey
Madoche Jean
Lara M. Jimenez
Leroy D. Kirby
Joshua T. Nowak
Mariana Vielma
Broomfield: Amanda W. Dewick

Eighteenth Judicial District

Arapahoe: Christina Apostoli
Colleen Clark
Melina Hernandez
Kelly LaFave
Michael Roche
Cheryl Rowles-Stokes
Joshua Williford
Douglas: Lawrence R. Bowling
Kolony Fields
Kelly Waidler
Elbert: Palmer L. Boyette
Lincoln: Miles Cabral
Truston Lee Fisher (retired)

Nineteenth Judicial District

Weld: John J. Briggs
Michele L. Meyer
Dana J. Nichols
Renee Sandoval Doak

Twentieth Judicial District

Boulder: David Archuleta
Elizabeth Brodsky
Monica Haenselman
Zachary Malkinson
Longmont: Jonathon Martin

Twenty-First Judicial District

Mesa: Scott Burrill
Michael J. Grattan
Craig P. Henderson
Bruce R. Raam (appt. to District Court)

Twenty-Second Judicial District

Dolores: Ian Maclaren
Dolores: Matt Margeson (resigned)
Montezuma: JenniLynn E. Lawrence

County Court

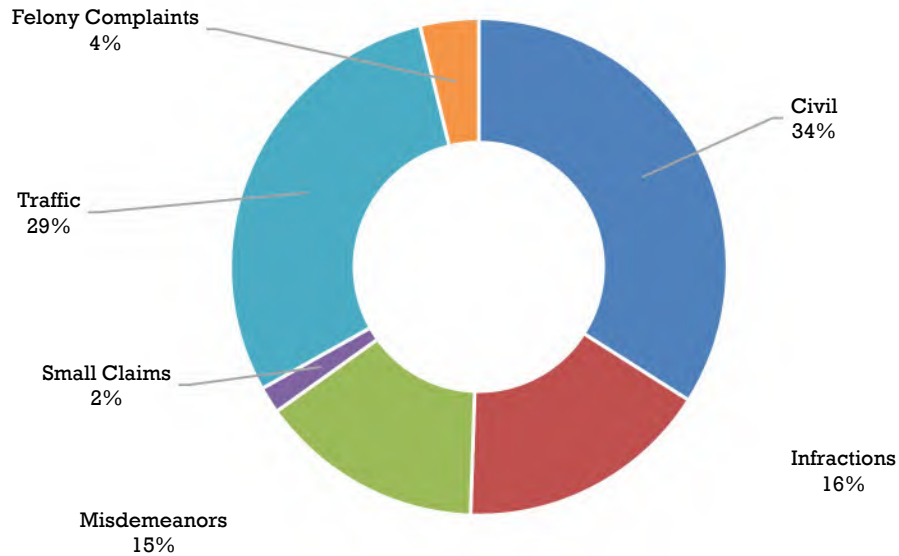
Colorado's county courts serve the citizens of each of the state's 64 counties. Every county has a county court served by one or more judges. County judges handle cases involving serious public safety issues such as misdemeanor cases, felony advisements, setting bonds, and preliminary hearings. County judges also issue search warrants and protection orders in cases involving domestic violence, preside over traffic cases, civil actions involving no more than \$25,000. Appeals from the county court may be made to the district court. There were 139 county court judges that served during Fiscal Year 2024.

Small claims courts are divisions of county court. Individuals can argue their own cases and have speedy decisions on civil matters involving no more than \$7,500. Court sessions are held during the day or evening to accommodate the public. There are no jury trials in small claims courts, and magistrates sometimes hear these cases rather than a judge. No plaintiff may file more than two claims per month or eighteen claims per year in small claims court.

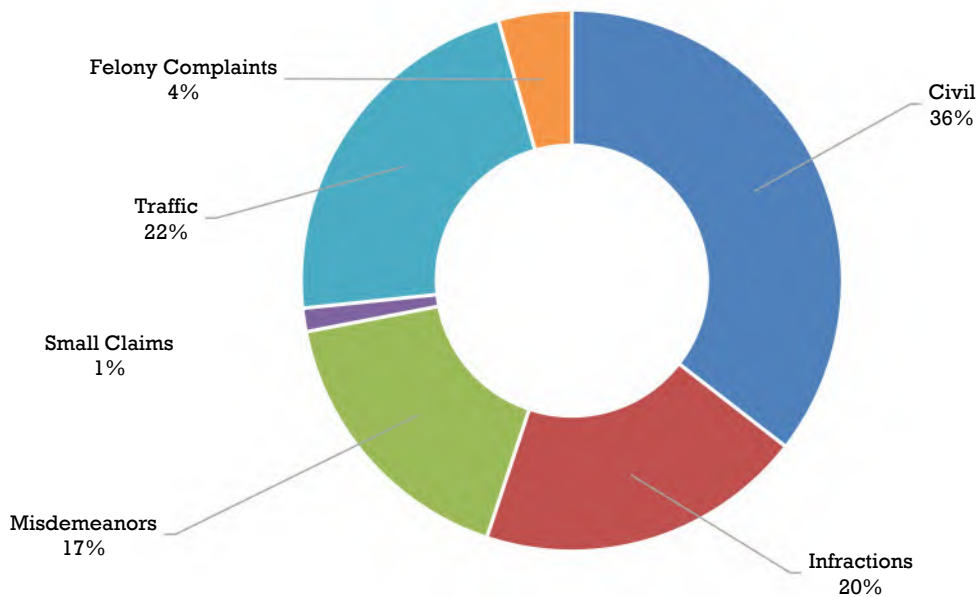
[Click here to visit the Trial Courts by County webpage.](#)

Chart 3 and Chart 4: County Court Case Filings -- Proportion of Cases by Type Ten Year Comparison

Fiscal Year 2015
Total Number of Filings: 425,947



Fiscal Year 2024
Total Number of Filings: 381,856



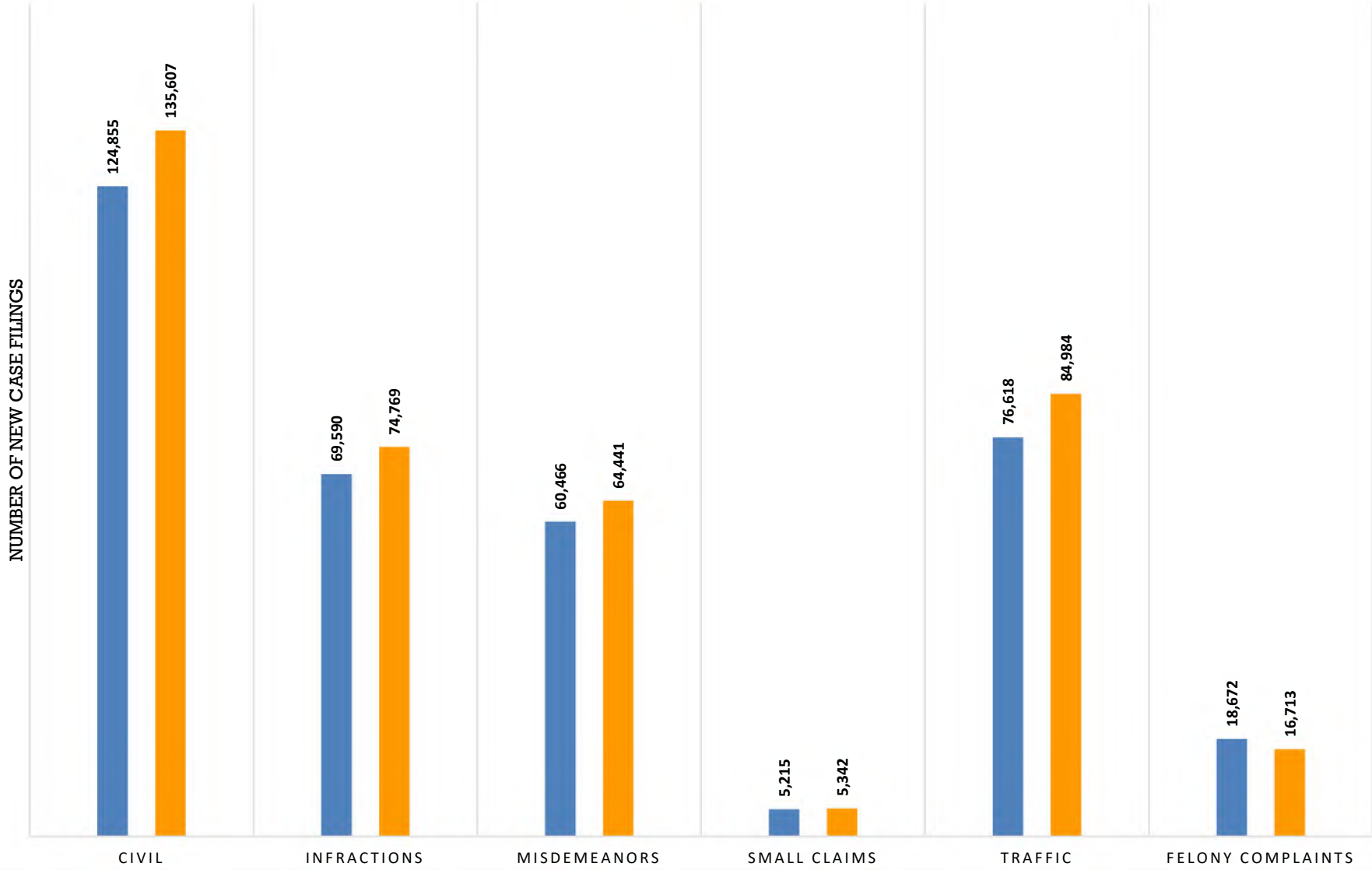
**Table 26:
County Court Filings, Terminations and Percent Change
Fiscal Years 2023 and 2024**

Filings Compared to Previous Year			
Case Class	FY23	FY24	Percent Change
Civil	124,855	135,607	8.61%
Infractions	69,590	74,769	7.44%
Misdemeanors	60,466	64,441	6.57%
Small Claims	5,215	5,342	2.44%
Traffic	76,618	84,984	10.92%
Felony Complaints	18,672	16,713	-10.49%
Total	355,416	381,856	7.44%

Terminations Compared to Previous Year			
Case Class	FY23	FY24	Percent Change
Civil	125,344	130,889	4.42%
Infractions	68,821	75,519	9.73%
Misdemeanors	62,918	61,204	-2.72%
Small Claims	4,893	5,114	4.52%
Traffic	83,616	85,018	1.68%
Felony Complaints	18,672	16,713	-10.49%
Total with Felony Complaints	364,264	374,457	2.80%
Total without Felony Complaints	345,592	357,744	3.52%

TABLE 26 CHART
FISCAL YEAR 2023 VERSUS FISCAL YEAR 2024

FY23 FY24



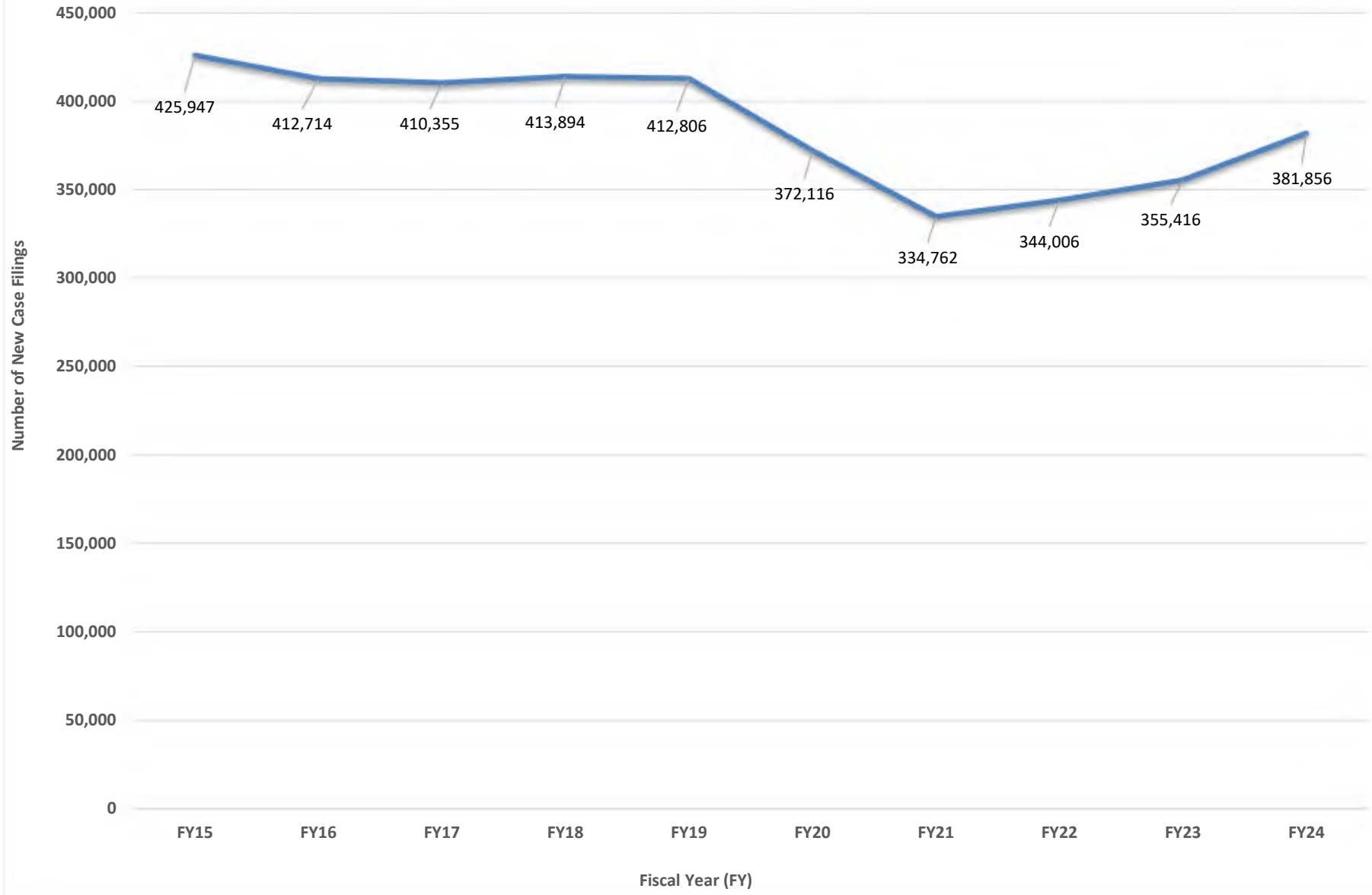
**Table 27:
County Court Caseload
Fiscal Year 2015 to Fiscal Year 2024
(Numbers do not include Denver County Court)**

Case Class	FY15	FY16	FY17	FY18	FY19	FY20	FY21	FY22	FY23	FY24
CIVIL										
New Cases Filed	144,868	138,631	140,462	143,591	142,877	118,329	108,339	115,147	124,855	135,607
Cases Terminated	144,018	137,744	138,286	142,319	142,038	117,864	108,363	114,984	125,344	130,889
INFRACTIONS										
New Cases Filed	70,375	69,782	66,561	65,344	65,572	63,572	50,152	56,992	69,590	74,769
Cases Terminated	71,664	70,107	66,823	65,996	65,343	60,317	53,259	57,175	68,821	75,519
MISDEMEANORS										
New Cases Filed	62,131	60,682	61,298	62,589	61,951	61,550	60,490	60,331	60,466	64,441
Cases Terminated	59,852	59,799	59,396	60,748	60,108	50,519	52,188	62,340	62,918	61,204
SMALL CLAIMS										
New Cases Filed	7,404	7,309	7,118	6,990	6,655	5,364	4,561	4,668	5,215	5,342
Cases Terminated	7,245	7,266	6,896	6,713	6,935	5,323	4,871	4,617	4,893	5,114
TRAFFIC										
New Cases Filed	124,922	118,215	115,370	113,865	112,733	104,402	93,678	88,019	76,618	84,984
Cases Terminated	114,989	116,252	114,885	113,648	110,139	91,288	85,597	96,876	83,616	85,018
FELONY COMPLAINTS (a)	16,247	18,095	19,546	21,515	23,018	18,899	17,542	18,849	18,672	16,713
TOTAL										
<i>New Cases Filed</i>	425,947	412,714	410,355	413,894	412,806	372,116	334,762	344,006	355,416	381,856
<i>Cases Terminated (b)</i>	397,768	391,168	386,286	389,424	384,563	325,311	304,278	335,992	345,592	357,744

(a) Felony complaints represent the number of criminal cases, docketed as CR, that began in county court. The processing of felony cases varies between court locations. The counties processing CR cases hear advisements. Some counties do preliminary hearings in county court before moving the case to district court for completion of the felony process. The case can also be reduced to a misdemeanor and remain in county court or district court.

(b) Does not include felony complaints.

Table 27 Chart
County Court New Case Filings
Fiscal Years 2015 through 2024

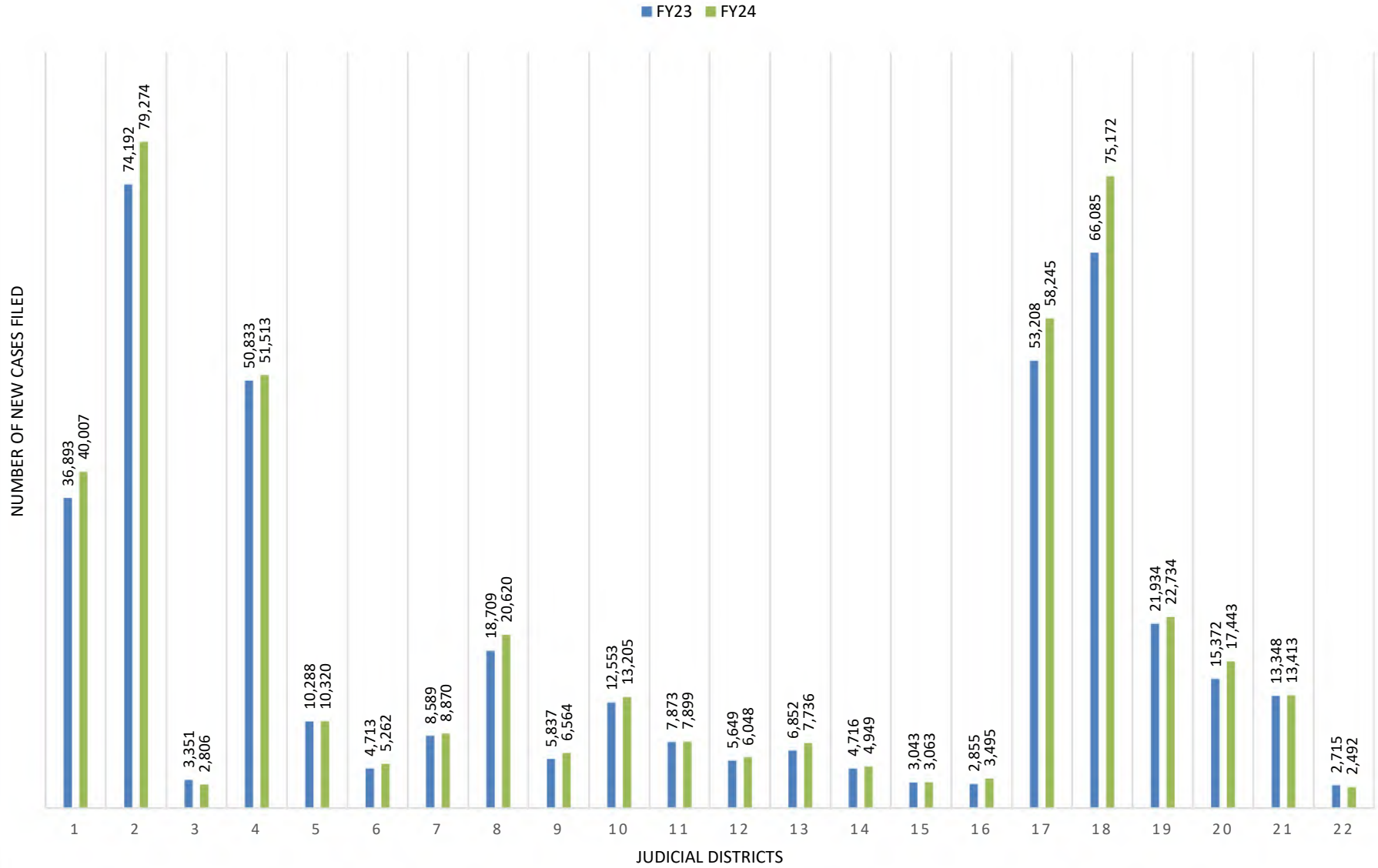


**Table 28:
County Court Filings, Terminations and Percent Change
Fiscal Year 2023 and Fiscal Year 2024**

Judicial District	Filings			Terminations ^(a)		
	FY23	FY24	Percent Change	FY23	FY24	Percent Change
1	36,893	40,007	8.44%	35,273	36,159	2.51%
2	74,192	79,274	6.85%	n/a	n/a	n/a
3	3,351	2,806	-16.26%	3,103	2,826	-8.93%
4	50,833	51,513	1.34%	52,500	51,787	-1.36%
5	10,288	10,320	0.31%	9,020	9,455	4.82%
6	4,713	5,262	11.65%	4,741	5,126	8.12%
7	8,589	8,870	3.27%	7,670	8,246	7.51%
8	18,709	20,620	10.21%	18,232	20,168	10.62%
9	5,837	6,564	12.46%	5,894	6,405	8.67%
10	12,553	13,205	5.19%	13,228	13,134	-0.71%
11	7,873	7,899	0.33%	7,493	7,156	-4.50%
12	5,649	6,048	7.06%	5,022	5,281	5.16%
13	6,852	7,736	12.90%	7,117	7,554	6.14%
14	4,716	4,949	4.94%	4,337	4,589	5.81%
15	3,043	3,063	0.66%	2,963	2,916	-1.59%
16	2,855	3,495	22.42%	2,946	3,199	8.59%
17	53,208	58,245	9.47%	51,827	53,755	3.72%
18	66,085	75,172	13.75%	62,547	67,191	7.42%
19	21,934	22,734	3.65%	22,029	22,471	2.01%
20	15,372	17,443	13.47%	13,077	14,498	10.87%
21	13,348	13,413	0.49%	14,050	13,320	-5.20%
22	2,715	2,492	-8.21%	2,523	2,508	-0.59%
State Total Without Denver County Court^(a)	355,416	381,856	7.44%	345,592	357,744	3.52%
State Total	429,608	461,130	7.34%	n/a	n/a	n/a

(a) Does not include felony complaints.

TABLE 28 CHART
COUNTY COURT- NEW CASE FILINGS BY JUDICIAL DISTRICT
FY2023 VERSUS FY2024



**Table 29:
County Court Filings and Terminations
Fiscal Year 2024**

Judicial District	Court Location	Civil		Felony		Misdemeanor		Infractions		Small Claims		Traffic		Total	
		Filings	Term.	Filings	Term.	Filings	Term.	Filings	Term.	Filings	Term.	Filings	Term.	Filings	Term. ^(c)
1	Gilpin	113	103	135	135	314	398	283	283	7	5	372	384	1,224	1,173
	Jefferson	12,892	12,417	2,665	2,665	7,151	6,749	6,829	6,863	495	447	8,751	8,510	38,783	34,986
	Total	13,005	12,520	2,800	2,800	7,465	7,147	7,112	7,146	502	452	9,123	8,894	40,007	36,159
2	Denver ^(a)	27,972	n/a ^(b)	8,447	n/a ^(b)	8,401	n/a ^(b)	n/a ^(c)	n/a ^(b)	1,187	n/a ^(b)	33,267	n/a ^(b)	79,274	n/a ^(b)
3	Huerfano	127	108	19	19	121	138	496	523	15	11	184	221	962	1,001
	Las Animas	355	319	9	9	295	303	744	787	25	28	416	388	1,844	1,825
	Total	482	427	28	28	416	441	1,240	1,310	40	39	600	609	2,806	2,826
4	El Paso	22,270	21,339	386	386	7,615	7,935	7,586	7,669	855	830	10,709	11,823	49,421	49,596
	Teller	482	537	30	30	476	498	478	491	21	26	605	639	2,092	2,191
	Total	22,752	21,876	416	416	8,091	8,433	8,064	8,160	876	856	11,314	12,462	51,513	51,787
5	Clear Creek	161	144	108	108	231	231	523	470	11	8	776	656	1,810	1,509
	Eagle	471	455	246	246	674	667	1,475	1,546	76	82	1,308	1,163	4,250	3,913
	Eagle-Basalt	27	19	0	0	95	69	127	129	5	3	128	105	382	325
	Lake	182	177	35	35	142	187	131	163	9	10	214	325	713	862
	Summit	260	243	169	169	588	517	1,051	1,060	52	46	1,045	980	3,165	2,846
Total	1,101	1,038	558	558	1,730	1,671	3,307	3,368	153	149	3,471	3,229	10,320	9,455	
6	Archuleta	235	240	116	116	314	291	617	565	18	18	251	211	1,551	1,325
	La Plata	930	882	41	41	934	1,013	633	633	97	99	977	1,076	3,612	3,703
	San Juan	17	10	5	5	16	16	25	34	9	7	27	31	99	98
	Total	1,182	1,132	162	162	1,264	1,320	1,275	1,232	124	124	1,255	1,318	5,262	5,126
7	Delta	767	737	248	248	550	652	482	509	39	35	581	612	2,667	2,545
	Gunnison	194	213	97	97	304	270	269	273	23	23	265	234	1,152	1,013
	Hinsdale	5	6	3	3	26	24	21	20	1	1	27	24	83	75
	Montrose	927	921	331	331	959	956	760	798	69	77	770	829	3,816	3,581
	Montrose-Nucla	43	49	36	36	50	56	12	14	0	0	36	33	177	152
	Ouray	63	71	15	15	65	61	219	221	9	11	161	135	532	499
	San Miguel	57	51	64	64	101	120	94	87	8	7	119	116	443	381
Total	2,056	2,048	794	794	2,055	2,139	1,857	1,922	149	154	1,959	1,983	8,870	8,246	

(a) Termination numbers are not available.
(b) Denver County Traffic and Infractions are combined.
(c) Termination totals do not include Felony Complaints.

**Table 29:
County Court Filings and Terminations
Fiscal Year 2024**

Judicial District	Court Location	Civil		Felony		Misdemeanor		Infractions		Small Claims		Traffic		Total	
		Filings	Term.	Filings	Term.	Filings	Term.	Filings	Term.	Filings	Term.	Filings	Term.	Filings	Term. ^(c)
8	Jackson	29	32	0	0	45	41	46	41	0	0	68	59	188	173
	Larimer	5,783	5,565	109	109	3,486	3,444	3,343	3,524	336	330	2,588	2,446	15,645	15,309
	Larimer-Loveland	1,419	1,337	0	0	1,662	1,670	5	5	0	0	1,701	1,674	4,787	4,686
	Total	7,231	6,934	109	109	5,193	5,155	3,394	3,570	336	330	4,357	4,179	20,620	20,168
9	Garfield	580	607	56	56	521	474	544	601	72	69	603	713	2,376	2,464
	Garfield-Rifle	800	726	55	55	625	559	419	426	22	23	602	604	2,523	2,338
	Pitkin	164	187	15	15	232	212	417	394	34	32	337	331	1,199	1,156
	Rio Blanco-Meeker	70	71	7	7	47	43	121	125	5	6	67	45	317	290
	Rio Blanco-Rangely	24	38	0	0	33	23	47	47	3	4	42	45	149	157
	Total	1,638	1,629	133	133	1,458	1,311	1,548	1,593	136	134	1,651	1,738	6,564	6,405
10	Pueblo	5,794	5,502	119	119	2,228	2,181	2,536	2,532	193	170	2,335	2,749	13,205	13,134
11	Chaffee	301	288	9	9	391	377	618	652	36	41	413	377	1,768	1,735
	Custer	96	83	2	2	52	54	48	57	6	8	56	70	260	272
	Fremont	1,093	1,019	403	403	951	816	873	852	54	64	900	859	4,274	3,610
	Park	294	254	4	4	172	168	659	652	20	21	448	444	1,597	1,539
	Total	1,784	1,644	418	418	1,566	1,415	2,198	2,213	116	134	1,817	1,750	7,899	7,156
12	Alamosa	588	583	292	292	505	485	458	459	21	19	444	506	2,308	2,052
	Conejos	178	169	93	93	196	159	116	110	11	11	104	84	698	533
	Costilla	102	105	61	61	93	111	229	209	8	11	181	158	674	594
	Mineral	13	14	4	4	5	6	153	160	1	1	61	56	237	237
	Rio Grande	372	339	162	162	271	240	315	330	14	15	313	323	1,447	1,247
	Saguache	163	142	65	65	107	130	178	170	11	13	160	163	684	618
	Total	1,416	1,352	677	677	1,177	1,131	1,449	1,438	66	70	1,263	1,290	6,048	5,281
13	Kit Carson	153	150	8	8	141	128	481	472	5	6	329	265	1,117	1,021
	Logan	467	426	36	36	329	291	554	551	18	17	469	588	1,873	1,873
	Morgan	712	661	41	41	646	631	964	948	31	30	843	825	3,237	3,095
	Phillips	70	63	5	5	35	35	24	20	9	10	41	31	184	159
	Sedgwick	58	57	0	0	24	24	76	74	1	1	38	30	197	186
	Washington	79	60	3	3	70	58	231	226	7	8	179	324	569	676
	Yuma	153	141	4	4	73	70	171	177	2	3	156	153	559	544
	Total	1,692	1,558	97	97	1,318	1,237	2,501	2,468	73	75	2,055	2,216	7,736	7,554
14	Grand	152	149	87	87	258	248	510	498	24	21	441	458	1,472	1,374
	Moffat	293	275	120	120	375	385	300	311	14	16	381	355	1,483	1,342
	Routt	232	236	163	163	438	474	570	562	37	35	554	566	1,994	1,873
	Total	677	660	370	370	1,071	1,107	1,380	1,371	75	72	1,376	1,379	4,949	4,589

(a) Termination numbers are not available.
(b) Denver County Traffic and Infractions are combined.
(c) Termination totals do not include Felony Complaints.

**Table 29:
County Court Filings and Terminations
Fiscal Year 2024**

Judicial District	Court Location	Civil		Felony		Misdemeanor		Infractions		Small Claims		Traffic		Total	
		Filings	Term.	Filings	Term.	Filings	Term.	Filings	Term.	Filings	Term.	Filings	Term.	Filings	Term. ^(c)
15	Baca	86	85	0	0	75	73	128	129	6	6	88	84	383	377
	Cheyenne	38	34	0	0	20	10	228	255	4	4	64	71	354	374
	Kiowa	18	15	1	1	20	14	147	146	0	0	79	66	265	241
	Prowers	299	274	15	15	370	306	762	749	30	26	585	569	2,061	1,924
	Total	441	408	16	16	485	403	1,265	1,279	40	36	816	790	3,063	2,916
16	Bent	138	150	2	2	86	84	342	370	11	10	135	134	714	748
	Crowley	87	84	1	1	67	64	104	103	8	9	114	106	381	366
	Otero	626	590	13	13	522	352	627	598	32	35	580	510	2,400	2,085
	Total	851	824	16	16	675	500	1,073	1,071	51	54	829	750	3,495	3,199
17	Adams	20,929	20,008	3,322	3,322	5,927	5,594	10,088	10,371	459	484	12,253	12,488	52,978	48,945
	Broomfield	1,555	1,538	495	495	793	772	1,180	1,201	59	59	1,185	1,240	5,267	4,810
	Total	22,484	21,546	3,817	3,817	6,720	6,366	11,268	11,572	518	543	13,438	13,728	58,245	53,755
18	Arapahoe-Centennial	1,240	1,258	2,654	2,654	5,328	4,540	6,769	6,544	1	1	8,609	7,530	24,601	19,873
	Arapahoe-Littleton	22,143	22,010	0	0	0	9	0	0	750	653	0	5	22,893	22,677
	Douglas	6,671	6,064	1,192	1,192	3,376	2,789	6,450	6,417	279	236	6,078	5,775	24,046	21,281
	Elbert	445	401	45	45	144	133	900	894	19	23	563	636	2,116	2,087
	Lincoln	152	153	99	99	107	105	603	573	13	13	542	429	1,516	1,273
Total	30,651	29,886	3,990	3,990	8,955	7,576	14,722	14,428	1,062	926	15,792	14,375	75,172	67,191	
19	Weld	9,981	9,723	121	121	3,897	3,807	3,630	3,865	348	326	4,757	4,750	22,734	22,471
20	Boulder	3,650	3,631	1,954	1,954	2,702	2,248	1,652	1,665	292	266	2,382	2,207	12,632	10,017
	Boulder-Longmont	1,468	1,410	0	0	1,305	1,051	824	859	0	0	1,214	1,161	4,811	4,481
	Total	5,118	5,041	1,954	1,954	4,007	3,299	2,476	2,524	292	266	3,596	3,368	17,443	14,498
21	Mesa	4,636	4,522	64	64	3,873	3,749	2,028	2,033	169	177	2,643	2,839	13,413	13,320
22	Dolores	52	55	24	24	41	40	89	89	0	0	39	33	245	217
	Montezuma	583	564	30	30	756	776	357	335	23	27	498	589	2,247	2,291
	Total	635	619	54	54	797	816	446	424	23	27	537	622	2,492	2,508
State Total Without Denver County Court		135,607	130,889	16,713	16,713	64,441	61,204	74,769	75,519	5,342	5,114	84,984	85,018	381,856	357,744
State Total With Denver County Court		163,579	n/a^(a)	25,160	n/a^(a)	72,842	n/a^(a)	n/a^(a)	n/a^(b)	6,529	n/a^(a)	118,251	n/a^(b)	461,130	n/a^(a)

(a) Termination numbers are not available.
(b) Denver County Traffic and Infractions are combined.
(c) Termination totals do not include Felony Complaints.

**Table 30:
Court and Jury Trials for County Court
Fiscal Year 2024**

Judicial District	Court Location	Civil		Misdemeanor		Small Claims	Traffic		Infractions	Total*	
		Court Trials	Jury Trials	Court Trials	Jury Trials	Court Trials	Court Trials	Jury Trials	Final Hearings	Court Trials	Jury Trials
1	Gilpin	2	0	1	4	1	0	5	6	4	9
	Jefferson	43	3	5	96	73	2	68	14	123	167
	Total	45	3	6	100	74	2	73	20	127	176
3	Huerfano	4	0	1	1	3	0	0	2	8	1
	Las Animas	2	0	0	0	10	1	0	5	13	0
	Total	6	0	1	1	13	1	0	7	21	1
4	El Paso	26	2	8	74	301	6	39	25	341	115
	Teller	6	0	0	5	16	0	12	4	22	17
	Total	32	2	8	79	317	6	51	29	363	132
5	Clear Creek	0	0	0	0	0	0	2	1	0	2
	Eagle	6	0	0	8	44	3	2	5	53	10
	Eagle--Basalt	0	0	0	0	1	0	0	0	1	0
	Lake	0	0	0	1	2	0	0	0	2	1
	Summit	0	0	1	0	4	0	1	5	5	1
Total	6	0	1	9	51	3	5	11	61	14	
6	Archuleta	0	0	0	1	10	0	4	30	10	5
	La Plata	3	0	0	9	15	0	5	21	18	14
	San Juan	0	0	0	3	5	0	0	0	5	3
	Total	3	0	0	13	30	0	9	51	33	22
7	Delta	7	0	0	5	22	2	2	5	31	7
	Gunnison	9	0	0	0	8	0	0	19	17	0
	Hinsdale	0	0	0	0	1	0	0	3	1	0
	Montrose	24	0	0	2	59	1	1	35	84	3
	Montrose-Nucla	0	0	0	3	0	0	0	0	0	3
	Ouray	0	0	1	0	1	1	0	6	3	0
	San Miguel	0	0	0	0	3	0	0	1	3	0
Total	40	0	1	10	94	4	3	69	139	13	
8	Jackson	0	0	0	0	0	0	2	1	0	2
	Larimer	15	1	3	21	128	1	5	26	147	27
	Larimer-Loveland	2	0	0	8	0	0	8	0	2	16
	Total	17	1	3	29	128	1	15	27	149	45

*Does not include Infractions Final Hearings.

**Table 30:
Court and Jury Trials for County Court
Fiscal Year 2024**

Judicial District	Court Location	Civil		Misdemeanor		Small Claims Court Trials	Traffic		Infractions Final Hearings	Total*	
		Court Trials	Jury Trials	Court Trials	Jury Trials		Court Trials	Jury Trials		Court Trials	Jury Trials
9	Garfield	0	0	0	7	14	0	7	10	14	14
	Garfield-Rifle	6	0	0	8	9	0	4	1	15	12
	Pitkin	4	0	1	1	15	0	1	0	20	2
	Rio Blanco-Meeker	0	0	0	0	0	0	0	2	0	0
	Rio Blanco-Rangely	0	0	0	0	2	0	0	0	2	0
	Total	10	0	1	16	40	0	12	13	51	28
10	Pueblo	74	0	0	19	53	0	15	14	127	34
11	Chaffee	3	0	0	4	22	1	6	3	26	10
	Custer	0	0	0	0	3	0	1	9	3	1
	Fremont	12	0	0	10	15	0	0	7	27	10
	Park	6	0	3	0	15	1	1	22	25	1
	Total	21	0	3	14	55	2	8	41	81	22
12	Alamosa	19	0	1	2	4	0	0	0	24	2
	Conejos	1	0	0	1	3	0	1	2	4	2
	Costilla	1	0	6	1	4	1	0	1	12	1
	Mineral	0	0	0	0	0	0	0	1	0	0
	Rio Grande	3	0	0	0	6	0	1	0	9	1
	Saguache	1	0	1	6	2	0	1	2	4	7
Total	25	0	8	10	19	1	3	6	53	13	
13	Kit Carson	1	0	0	1	2	0	2	4	3	3
	Logan	20	0	0	11	16	0	0	0	36	11
	Morgan	3	0	1	16	8	1	6	34	13	22
	Phillips	1	0	0	0	5	0	1	0	6	1
	Sedgwick	2	0	0	0	0	0	0	0	2	0
	Washington	0	0	0	0	3	0	0	3	3	0
	Yuma	4	0	1	0	0	0	0	2	5	0
	Total	31	0	2	28	34	1	9	43	68	37
14	Grand	5	0	1	0	10	2	0	11	18	0
	Moffat	2	0	0	2	9	0	0	3	11	2
	Routt	9	1	0	5	14	0	4	5	23	10
	Total	16	1	1	7	33	2	4	19	52	12

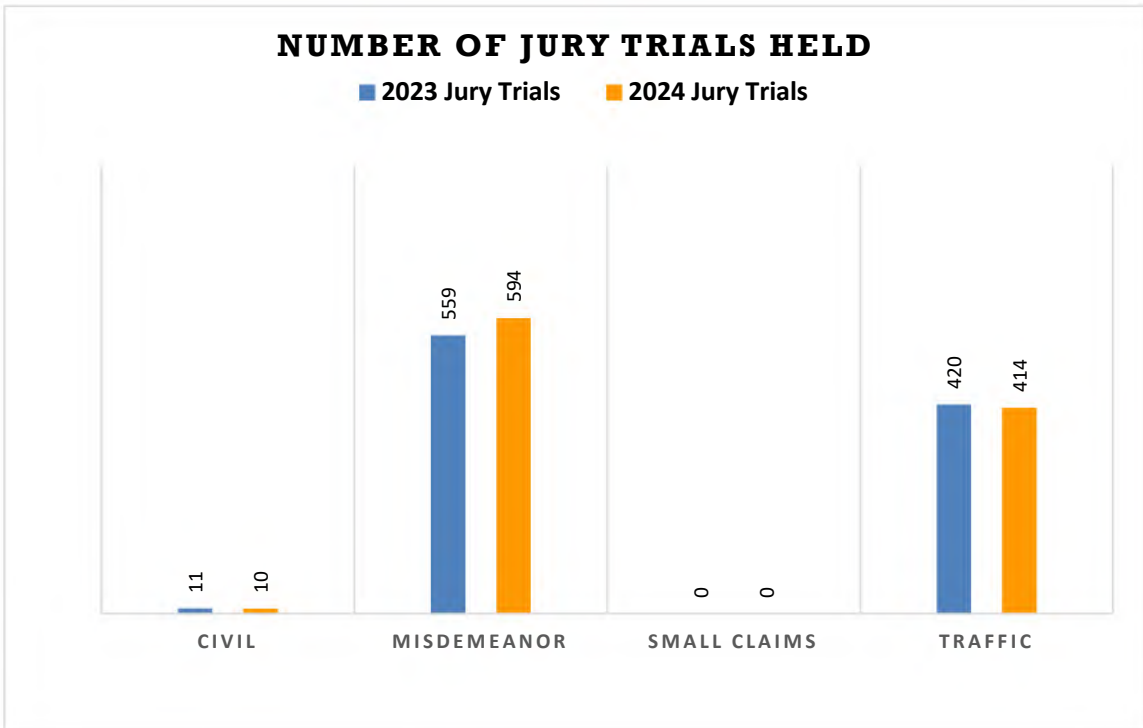
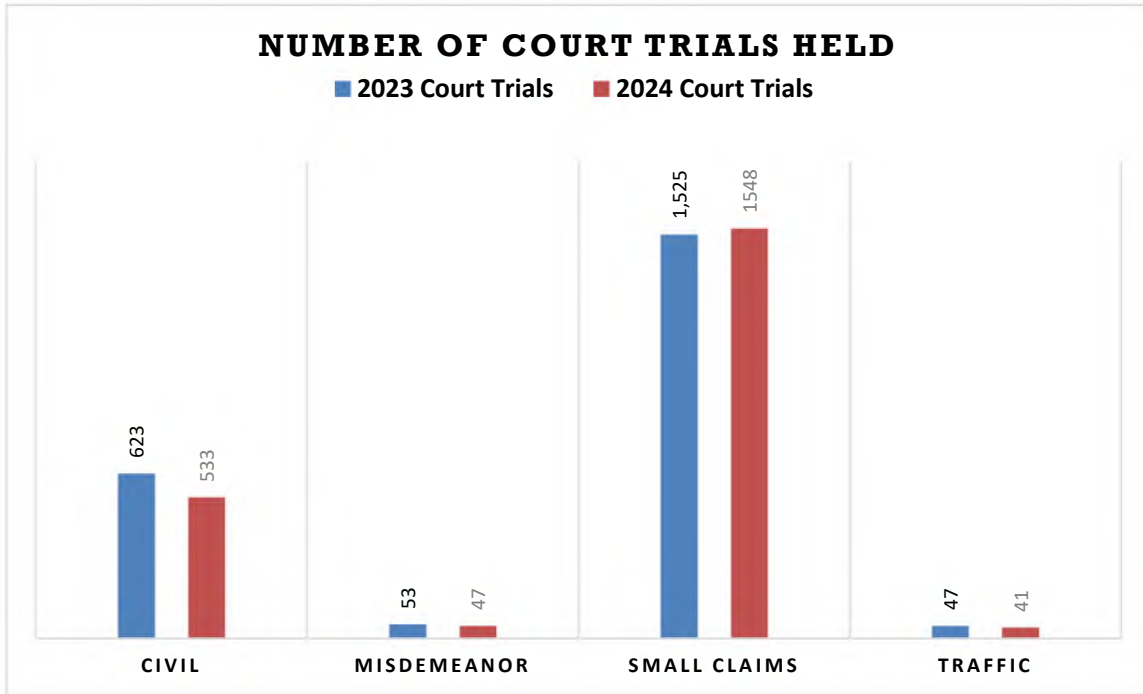
*Does not include Infractions Final Hearings.

**Table 30:
Court and Jury Trials for County Court
Fiscal Year 2024**

Judicial District	Court Location	Civil		Misdemeanor		Small Claims Court Trials	Traffic		Infractions Final Hearings	Total*	
		Court Trials	Jury Trials	Court Trials	Jury Trials		Court Trials	Jury Trials		Court Trials	Jury Trials
15	Baca	2	0	0	0	4	0	0	0	6	0
	Cheyenne	0	0	0	0	2	1	0	0	3	0
	Kiowa	0	0	0	0	0	0	0	6	0	0
	Prowers	0	0	0	0	9	1	0	5	10	0
	Total	2	0	0	0	15	2	0	11	19	0
16	Bent	0	0	0	0	3	0	0	4	3	0
	Crowley	0	0	0	0	5	0	0	0	5	0
	Otero	4	0	0	1	16	2	0	5	22	1
	Total	4	0	0	1	24	2	0	9	30	1
17	Adams	18	1	0	53	114	3	68	16	135	122
	Broomfield	5	0	0	4	19	0	5	2	24	9
	Total	23	1	0	57	133	3	73	18	159	131
18	Arapahoe	0	0	5	53	0	0	49	23	5	102
	Arapahoe-Littleton	50	0	0	0	105	0	0	0	155	0
	Douglas	31	2	2	26	31	4	22	38	68	50
	Elbert	2	0	0	3	4	0	5	22	6	8
	Lincoln	2	0	0	0	6	3	1	9	11	1
Total	85	2	7	82	146	7	77	92	245	161	
19	Weld	23	0	0	45	221	1	30	79	245	75
20	Boulder	24	0	1	27	35	0	10	7	60	37
	Boulder-Longmont	11	0	1	18	0	1	6	7	13	24
	Total	35	0	2	45	35	1	16	14	73	61
21	Mesa	28	0	3	27	20	2	10	65	53	37
22	Dolores	0	0	0	0	0	0	0	0	0	0
	Montezuma	7	0	0	2	13	0	1	15	20	3
	Total	7	0	0	2	13	0	1	15	20	3
State Total		533	10	47	594	1,548	41	414	653	2,169	1,018

*Does not include Infractions Final Hearings.

Table 30 Charts
Number of Court and Jury Trials Held in County Court
Comparison Fiscal Year 2023 and Fiscal Year 2024

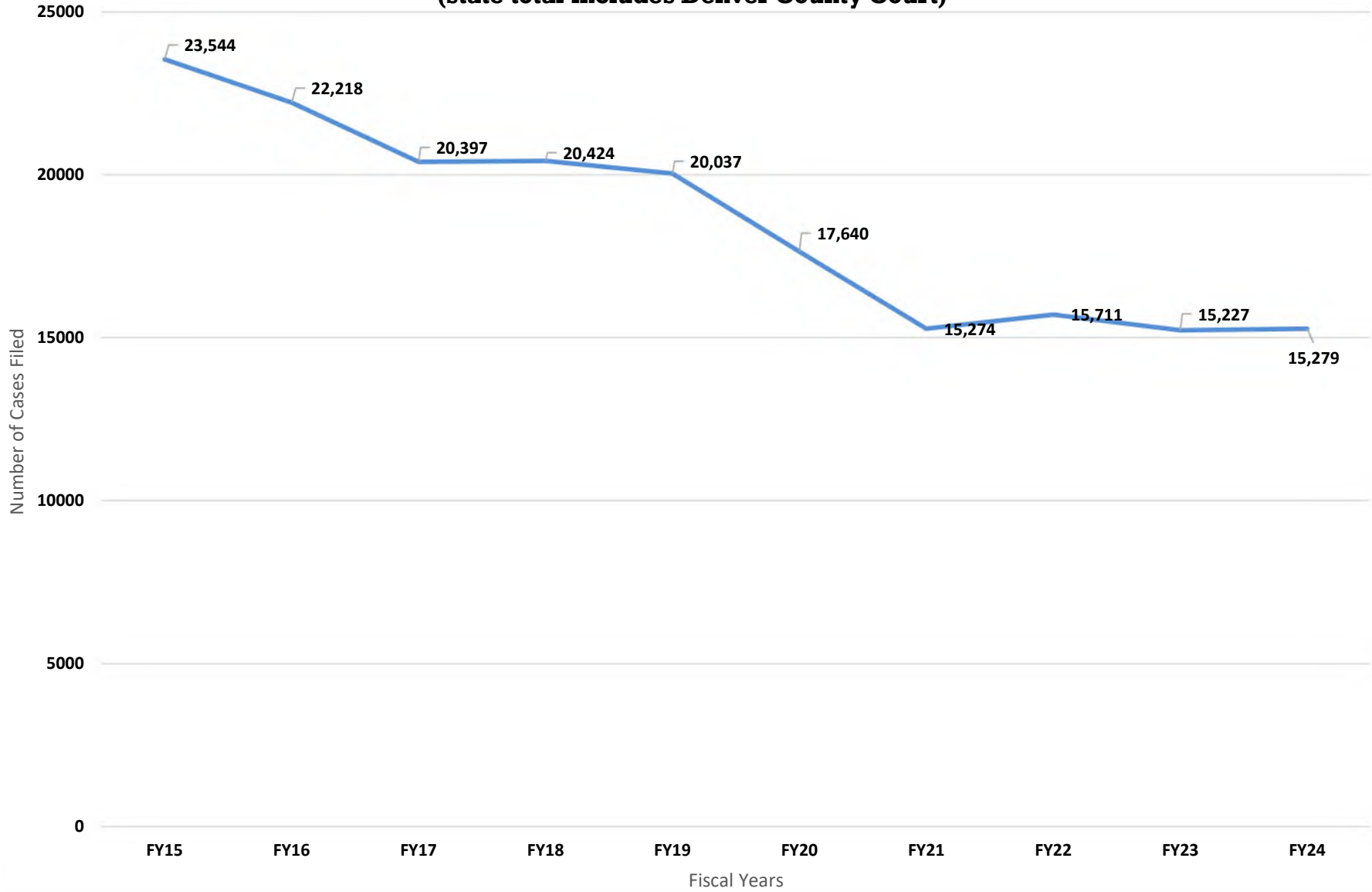


**Table 31:
DUI/DWAI Filings by District
Fiscal Year 2015 to Fiscal Year 2024**

Judicial District	FY15	FY16	FY17	FY18	FY19	FY20	FY21	FY22	FY23	FY24	Totals
1	2,068	1,997	1,987	2,110	1,941	1,626	1,405	1,384	1,217	1,252	16,987
Denver County^(a)	2,597	2,612	1,940	1,940	1,828	1,288	1,033	1,038	1,051	1,051	16,378
3	137	137	127	116	152	166	107	162	124	97	1,325
4	2,768	2,390	2,381	2,597	2,847	2,780	2,731	2,454	2,261	1,941	25,150
5	889	963	884	888	907	763	621	894	805	759	8,373
6	472	585	547	454	450	411	361	446	522	503	4,751
7	509	557	562	502	503	410	370	362	364	417	4,556
8	1,539	1,464	1,419	1,502	1,753	1,615	1,273	1,229	1,010	1,043	13,847
9	494	653	647	672	641	537	397	481	485	517	5,524
10	542	559	432	483	464	466	412	381	359	402	4,500
11	357	344	350	396	427	315	363	322	327	290	3,491
12	300	269	203	239	237	153	214	181	194	209	2,199
13	361	298	269	266	273	285	249	283	268	277	2,829
14	372	405	392	496	387	305	302	372	410	408	3,849
15	107	146	79	80	93	144	100	87	95	77	1,008
16	177	89	114	141	127	120	121	102	103	148	1,242
17	2,718	2,487	2,267	2,264	2,241	1,903	1,568	1,631	1,835	1,975	20,889
18	3,866	3,298	3,023	2,428	2,130	2,066	1,683	1,660	1,660	1,761	23,575
19	1,178	1,067	1,077	1,252	1,122	1,032	944	1,012	912	948	10,544
20	1,204	1,117	951	909	883	618	464	617	585	669	8,017
21	751	638	550	520	484	490	423	444	504	414	5,218
22	138	143	196	169	147	147	133	169	136	121	1,499
State Totals Without Denver County Court	20,947	19,606	18,457	18,484	18,209	16,352	14,241	14,673	14,176	14,228	169,373
State Totals	23,544	22,218	20,397	20,424	20,037	17,640	15,274	15,711	15,227	15,279	185,751

(a) Filings do not include DUI charges filed with Misdemeanor or Criminal Case classes

Table 31 Chart
DUI/DWAI New Traffic Case Filings
Fiscal Year 2015 through 2024
(state total includes Denver County Court)



**Table 32:
County Court Civil Filings by Case Type
Fiscal Year 2024**

Judicial District	Court Location	Forcible Entry and Foreign Judgment											Total
		Breach of Warranty (BW)	Extreme Risk (ER)	Detainer (FE)	Foreign Judgment (FJ)	Lien (LN)	Money (MY)	Name Change (NC)	Other (OT)	Protection Order (RS)	Protection Order Domestic Abuse (DA)	Replevin (RP)	
1	Gilpin	0	0	23	0	0	68	5	0	13	4	0	113
	Jefferson	0	0	4,130	2	1	7,328	452	86	425	438	30	12,892
	Total	0	0	4,153	2	1	7,396	457	86	438	442	30	13,005
3	Huerfano	0	0	17	0	0	68	3	3	21	13	2	127
	Las Animas	0	0	35	0	0	245	9	0	54	9	3	355
	Total	0	0	52	0	0	313	12	3	75	22	5	482
4	El Paso	0	0	7,245	12	0	11,016	658	20	396	2,876	47	22,270
	Teller	0	0	57	0	0	292	19	0	54	59	1	482
	Total	0	0	7,302	12	0	11,308	677	20	450	2,935	48	22,752
5	Clear Creek	0	0	38	0	0	76	7	3	35	0	2	161
	Eagle	0	0	54	0	0	274	28	1	89	21	4	471
	Eagle-Basalt	0	0	6	0	0	8	3	0	9	1	0	27
	Lake	0	0	54	0	0	90	6	2	22	8	0	182
	Summit	0	0	42	0	0	129	13	3	61	12	0	260
	Total	0	0	194	0	0	577	57	9	216	42	6	1,101
6	Archuleta	0	0	23	1	0	105	10	3	64	29	0	235
	La Plata	0	0	136	1	0	428	54	8	200	100	3	930
	San Juan	0	0	2	0	0	7	0	0	6	2	0	17
	Total	0	0	161	2	0	540	64	11	270	131	3	1,182
7	Delta	0	1	79	2	1	558	31	3	48	38	6	767
	Gunnison	0	1	19	0	0	111	7	1	34	21	0	194
	Hinsdale	0	0	0	0	0	1	0	0	1	3	0	5
	Montrose	0	1	129	1	0	648	25	0	66	54	3	927
	Montrose-Nucla	0	0	2	0	0	22	0	1	9	9	0	43
	Ouray	0	0	5	0	0	33	3	1	20	1	0	63
	San Miguel	0	0	4	0	0	22	6	1	17	7	0	57
	Total	0	3	238	3	1	1,395	72	7	195	133	9	2,056
8	Jackson	0	0	2	0	0	10	0	4	13	0	0	29
	Larimer	1	0	1,600	0	1	3,047	296	27	519	281	11	5,783
	Larimer-Loveland	0	0	340	0	0	1,007	62	3	3	0	4	1,419
	Total	1	0	1,942	0	1	4,064	358	34	535	281	15	7,231

**Table 32:
County Court Civil Filings by Case Type
Fiscal Year 2024**

Judicial District	Court Location	Forcible Entry and Foreign Judgment											Total
		Breach of Warranty (BW)	Extreme Risk (ER)	Detainer (FE)	Foreign Judgment (FJ)	Lien (LN)	Money (MY)	Name Change (NC)	Other (OT)	Protection Order (RS)	Protection Order Domestic Abuse (DA)	Replevin (RP)	
9	Garfield	0	0	57	0	0	339	28	4	120	31	1	580
	Garfield-Rifle	0	0	114	1	0	563	15	1	59	45	2	800
	Pitkin	0	0	17	0	0	84	7	5	47	4	0	164
	Rio Blanco-Meeker	0	0	5	0	0	54	4	1	5	1	0	70
	Rio Blanco-Rangely	0	0	7	0	0	8	0	1	4	4	0	24
	Total	0	0	200	1	0	1,048	54	12	235	85	3	1,638
10	Pueblo	0	1	1,233	1	1	3,432	103	29	789	190	15	5,794
11	Chaffee	0	0	40	0	0	168	13	3	47	27	3	301
	Custer	0	0	7	1	0	60	3	4	14	7	0	96
	Fremont	0	0	187	1	0	657	27	1	116	100	4	1,093
	Park	0	0	23	0	2	192	14	9	46	8	0	294
	Total	0	0	257	2	2	1,077	57	17	223	142	7	1,784
12	Alamosa	0	0	100	0	0	297	12	1	124	49	5	588
	Conejos	0	0	8	0	0	106	8	2	47	7	0	178
	Costilla	0	0	8	0	0	56	4	3	24	6	1	102
	Mineral	0	0	1	0	0	8	1	0	2	1	0	13
	Rio Grande	0	0	35	1	0	262	5	0	49	20	0	372
	Saguache	0	0	11	0	0	84	1	5	34	27	1	163
	Total	0	0	163	1	0	813	31	11	280	110	7	1,416
13	Kit Carson	0	0	16	1	0	100	6	0	18	10	2	153
	Logan	0	0	98	0	0	281	8	2	60	13	5	467
	Morgan	0	0	76	4	0	526	15	0	57	34	0	712
	Phillips	0	0	3	0	0	59	3	0	4	1	0	70
	Sedgwick	0	0	4	0	0	39	0	0	7	7	1	58
	Washington	0	0	7	0	0	56	3	0	11	2	0	79
	Yuma	0	0	9	0	0	125	6	1	6	5	1	153
	Total	0	0	213	5	0	1,186	41	3	163	72	9	1,692
14	Grand	0	0	31	0	0	69	3	5	33	11	0	152
	Moffat	0	0	48	0	0	182	9	1	38	13	2	293
	Routt	0	0	48	0	1	114	5	1	55	6	2	232
	Total	0	0	127	0	1	365	17	7	126	30	4	677

**Table 32:
County Court Civil Filings by Case Type
Fiscal Year 2024**

Judicial District	Court Location	Forcible Entry and Detainer											Total
		Breach of Warranty (BW)	Extreme Risk (ER)	and Foreign Judgment (FE) (FJ)	Lien (LN)	Money (MY)	Name Change (NC)	Other (OT)	Protection Order (RS)	Protection Order Domestic Abuse (DA)	Replevin (RP)		
15	Baca	0	0	12	0	0	42	2	1	25	4	0	86
	Cheyenne	0	0	3	0	0	25	1	1	3	5	0	38
	Kiowa	0	0	0	0	0	14	1	0	2	1	0	18
	Prowers	0	0	32	2	0	143	3	3	73	39	4	299
	Total	0	0	47	2	0	224	7	5	103	49	4	441
16	Bent	0	0	14	0	0	71	3	1	28	19	2	138
	Crowley	0	0	5	0	0	52	1	2	19	7	1	87
	Otero	0	0	111	1	0	325	16	2	75	90	6	626
	Total	0	0	130	1	0	448	20	5	122	116	9	851
17	Adams	1	0	7,943	5	6	11,082	407	145	402	899	39	20,929
	Broomfield	0	0	557	0	0	810	78	1	69	39	1	1,555
	Total	1	0	8,500	5	6	11,892	485	146	471	938	40	22,484
18	Arapahoe-Centennial	0	0	1	0	0	0	0	14	787	438	0	1,240
	Arapahoe-Littleton	1	0	10,231	9	1	10,926	542	52	232	108	41	22,143
	Douglas	0	0	1,888	1	1	3,919	296	70	266	216	14	6,671
	Elbert	0	0	16	0	1	322	14	1	79	8	4	445
	Lincoln	0	0	15	0	0	95	1	1	29	10	1	152
	Total	1	0	12,151	10	3	15,262	853	138	1,393	780	60	30,651
19	Weld	0	0	2,243	0	1	6,556	173	49	337	601	21	9,981
20	Boulder	0	9	1,136	1	0	1,751	272	22	366	89	4	3,650
	Boulder-Longmont	0	0	287	0	0	828	103	14	156	75	5	1,468
	Total	0	9	1,423	1	0	2,579	375	36	522	164	9	5,118
21	Mesa	0	0	682	4	0	2,934	140	3	493	356	24	4,636
22	Dolores	0	0	7	0	0	14	2	1	14	13	1	52
	Montezuma	0	0	64	0	0	298	19	1	153	47	1	583
	Total	0	0	71	0	0	312	21	2	167	60	2	635
State Total		3	13	41,482	52	17	73,721	4,074	633	7,603	7,679	330	135,607
Percent of State Total		0%	0%	31%	0.04%	0%	54%	3%	0%	6%	6%	0.24%	100%

**Table 33:
County Court Misdemeanor Filings by Case Type
Fiscal Year 2024**

Judicial District	Court Location	Alcohol	Animal Violation	Arson (AR)	Assault (AS)	Burglary (BU)	Bail Violation (BV)	Child Abuse (CA)	Criminal Mischief (CM)	Cruelty to Animals (AM)	Curfew Violation (CF)
		(AL)	(AN)								
1	Gilpin	1	10	0	9	1	0	2	9	2	0
	Jefferson	202	190	12	251	85	0	193	144	12	4
	Total	203	200	12	260	86	0	195	153	14	4
3	Huerfano	2	1	0	6	0	0	3	8	2	0
	Las Animas	5	4	1	31	4	0	3	13	0	0
	Total	7	5	1	37	4	0	6	21	2	0
4	El Paso	323	109	17	446	25	0	199	229	241	0
	Teller	18	42	2	30	2	0	13	12	1	0
	Total	341	151	19	476	27	0	212	241	242	0
5	Clear Creek	11	12	0	21	0	0	6	3	0	0
	Eagle	50	8	1	44	0	1	13	13	0	0
	Eagle-Basalt	6	3	0	6	0	0	5	4	0	0
	Lake	2	5	1	8	0	0	3	1	2	0
	Summit	52	7	0	41	1	0	2	16	0	0
	Total	121	35	2	120	1	1	29	37	2	0
6	Archuleta	16	34	1	7	0	1	3	5	1	2
	La Plata	44	63	1	72	0	0	20	21	1	0
	San Juan	1	0	0	2	0	0	0	0	3	0
	Total	61	97	2	81	0	1	23	26	5	2
7	Delta	10	19	0	23	8	0	19	15	2	0
	Gunnison	4	15	0	15	0	0	5	5	0	0
	Hinsdale	0	3	0	3	0	0	1	0	0	0
	Montrose	7	31	0	32	0	0	15	17	3	0
	Montrose-Nucla	0	2	0	5	0	0	1	3	1	0
	Ouray	1	1	0	5	0	0	1	0	0	0
	San Miguel	1	1	0	5	0	0	2	1	0	0
	Total	23	72	0	88	8	0	44	41	6	0

**Table 33:
County Court Misdemeanor Filings by Case Type
Fiscal Year 2024**

Judicial District	Court Location	Domestic Violence (DV)	Drugs (DG)	Escape (EC)	Fare Evasion (FV)	Forgery (FG)	Fraud (FD)	Gambling (GM)	Habitual Traffic (HT)	Harassment (HR)
1	Gilpin	51	46	0	0	3	27	17	0	9
	Jefferson	1,604	1,686	64	0	6	15	1	3	155
	Total	1,655	1,732	64	0	9	42	18	3	164
3	Huerfano	18	9	0	0	0	0	0	0	5
	Las Animas	55	18	0	0	0	0	0	0	16
	Total	73	27	0	0	0	0	0	0	21
4	El Paso	2,607	1,017	102	0	1	4	3	0	205
	Teller	48	34	0	0	1	12	49	2	33
	Total	2,655	1,051	102	0	2	16	52	2	238
5	Clear Creek	18	14	0	0	0	1	0	0	19
	Eagle	141	37	1	0	2	0	0	0	56
	Eagle-Basalt	25	4	0	0	0	1	0	0	5
	Lake	30	10	0	0	0	0	0	0	12
	Summit	134	54	0	0	0	2	0	0	23
Total	348	119	1	0	2	4	0	0	115	
6	Archuleta	45	20	0	0	1	2	0	0	14
	La Plata	152	96	4	0	0	5	0	0	46
	San Juan	3	0	0	0	0	0	0	0	1
	Total	200	116	4	0	1	7	0	0	61
7	Delta	93	85	0	0	0	0	0	1	28
	Gunnison	47	20	0	0	0	0	0	0	8
	Hinsdale	4	0	0	0	0	0	0	0	0
	Montrose	186	155	4	0	0	2	0	0	25
	Montrose-Nucla	13	1	0	0	0	0	0	0	5
	Ouray	12	3	0	0	0	0	0	3	4
	San Miguel	20	15	0	0	0	0	0	0	6
Total	375	279	4	0	0	2	0	4	76	

**Table 33:
County Court Misdemeanor Filings by Case Type
Fiscal Year 2024**

Judicial District	Court Location	Municipal Appeal (Court Not of Record)				Prostitution (PS)	Protection Order Violation (PV)	Public Indecency (PI)	Public Peace and Order (PP)
		Menacing (MN)	(MA)	Other (OT)	Perjury (PJ)				
1	Gilpin	2	0	34	0	0	25	0	12
	Jefferson	22	0	549	0	8	511	10	131
	<i>Total</i>	24	0	583	0	8	536	10	143
3	Huerfano	3	0	6	0	0	14	1	0
	Las Animas	9	0	20	0	0	23	1	1
	<i>Total</i>	12	0	26	0	0	37	2	1
4	El Paso	53	0	436	0	4	266	22	117
	Teller	8	0	37	0	0	67	0	1
	<i>Total</i>	61	0	473	0	4	333	22	118
5	Clear Creek	3	0	38	0	0	39	2	2
	Eagle	9	0	66	0	0	80	2	15
	Eagle-Basalt	1	0	7	0	0	18	0	1
	Lake	7	0	6	0	0	21	0	6
	Summit	5	0	63	0	0	62	1	19
<i>Total</i>	25	0	180	0	0	220	5	43	
6	Archuleta	4	0	34	0	0	64	1	10
	La Plata	9	0	57	0	0	215	4	23
	San Juan	1	0	1	0	0	0	0	1
	<i>Total</i>	14	0	92	0	0	279	5	34
7	Delta	4	0	41	0	0	92	0	19
	Gunnison	0	0	25	0	0	65	0	7
	Hinsdale	2	0	2	0	0	1	0	1
	Montrose	7	0	77	0	0	174	6	40
	Montrose-Nucla	2	0	2	0	0	11	0	1
	Ouray	0	0	9	0	0	8	0	1
	San Miguel	1	0	14	0	0	22	1	0
<i>Total</i>	16	0	170	0	0	373	7	69	

**Table 33:
County Court Misdemeanor Filings by Case Type
Fiscal Year 2024**

Judicial District	Court Location	Sex Offenses (SX)	Theft (TH)	Trespass (TP)	Under Age Alcohol Offense (UA)	Weapon (WP)	Wildlife (WD or WL)	Total
1	Gilpin	2	20	20	3	5	4	314
	Jefferson	65	558	355	163	108	44	7,151
	Total	67	578	375	166	113	48	7,465
3	Huerfano	3	12	19	0	3	6	121
	Las Animas	0	38	10	0	7	36	295
	Total	3	50	29	0	10	42	416
4	El Paso	135	469	417	76	80	12	7,615
	Teller	3	22	18	0	14	7	476
	Total	138	491	435	76	94	19	8,091
5	Clear Creek	0	5	3	14	7	13	231
	Eagle	6	34	39	35	9	12	674
	Eagle-Basalt	1	0	5	0	3	0	95
	Lake	3	1	16	4	0	4	142
	Summit	2	55	24	16	5	4	588
Total	12	95	87	69	24	33	1,730	
6	Archuleta	3	13	15	4	3	11	314
	La Plata	4	36	30	12	8	11	934
	San Juan	0	1	0	0	0	2	16
	Total	7	50	45	16	11	24	1,264
7	Delta	0	35	26	6	12	12	550
	Gunnison	1	28	21	27	6	5	304
	Hinsdale	0	0	4	0	0	5	26
	Montrose	1	43	58	50	25	1	959
	Montrose-Nucla	0	0	1	0	0	2	50
	Ouray	0	3	2	0	2	10	65
	San Miguel	2	5	2	1	0	2	101
Total	4	114	114	84	45	37	2,055	

**Table 33:
County Court Misdemeanor Filings by Case Type
Fiscal Year 2024**

Judicial District	Court Location	Alcohol (AL)	Animal Violation (AN)	Arson (AR)	Assault (AS)	Burglary (BU)	Bail Violation (BV)	Child Abuse (CA)	Criminal Mischief (CM)	Cruelty to Animals (AM)	Curfew Violation (CF)
8	Jackson	6	5	0	0	0	0	1	1	1	0
	Larimer	181	61	2	208	13	0	36	166	9	0
	Larimer-Loveland	58	82	1	75	5	0	20	52	0	0
	Total	245	148	3	283	18	0	57	219	10	0
9	Garfield	52	7	0	21	1	0	6	17	0	0
	Garfield-Rifle	52	11	1	32	0	0	8	18	0	0
	Pitkin	0	6	0	22	0	0	1	6	1	0
	Rio Blanco-Meeker	1	2	0	2	0	0	0	2	0	0
	Rio Blanco-Rangely	0	0	0	2	0	0	0	0	0	0
Total	105	26	1	79	1	0	15	43	1	0	
10	Pueblo	41	170	3	103	26	1	88	44	12	0
11	Chaffee	9	7	1	28	2	1	7	8	0	0
	Custer	1	3	1	5	0	0	0	2	3	0
	Fremont	14	19	1	69	4	0	18	32	3	0
	Park	4	35	0	3	0	1	3	1	0	0
Total	28	64	3	105	6	2	28	43	6	0	
12	Alamosa	4	6	0	11	5	0	16	20	1	0
	Conejos	2	11	0	9	0	0	4	6	1	0
	Costilla	1	0	2	10	0	0	0	2	5	0
	Mineral	2	0	0	0	0	0	0	1	0	0
	Rio Grande	6	4	0	34	1	0	3	12	0	0
	Saguache	7	3	0	9	0	0	6	2	1	0
Total	22	24	2	73	6	0	29	43	8	0	
13	Kit Carson	12	7	0	7	0	0	3	4	0	0
	Logan	6	2	0	27	0	0	12	8	0	0
	Morgan	36	2	0	32	3	0	18	12	11	0
	Phillips	4	2	0	1	0	0	1	1	0	0
	Sedgwick	1	0	0	0	0	0	2	0	1	0
	Washington	2	0	0	4	0	0	0	1	0	0
	Yuma	0	1	0	9	0	0	3	1	3	0
Total	61	14	0	80	3	0	39	27	15	0	
14	Grand	12	11	0	16	0	0	4	6	0	0
	Moffat	10	14	0	32	3	0	7	7	0	0
	Routt	15	9	0	23	0	0	8	10	0	0
	Total	37	34	0	71	3	0	19	23	0	0

**Table 33:
County Court Misdemeanor Filings by Case Type
Fiscal Year 2024**

Judicial District	Court Location	Domestic Violence	Drugs (DG)	Escape	Fare Evasion	Forgery	Fraud (FD)	Gambling	Habitual Traffic	Harassment
		(DV)	(DG)	(EC)	(FV)	(FG)	(FD)	(GM)	(HT)	(HR)
8	Jackson	5	3	0	0	0	0	0	0	0
	Larimer	407	751	63	0	4	22	0	1	155
	Larimer-Loveland	279	345	1	0	1	10	0	2	42
	Total	691	1,099	64	0	5	32	0	3	197
9	Garfield	105	39	0	0	0	1	0	0	33
	Garfield-Rifle	181	79	2	0	1	0	0	1	23
	Pitkin	10	2	0	0	0	0	0	0	27
	Rio Blanco-Meeker	8	4	0	0	0	0	0	0	3
	Rio Blanco-Rangely	8	1	0	0	0	0	0	0	0
Total	312	125	2	0	1	1	0	1	86	
10	Pueblo	598	128	52	0	1	6	0	0	42
11	Chaffee	67	42	2	0	0	0	0	0	26
	Custer	9	2	0	0	0	0	0	0	1
	Fremont	98	150	0	0	0	0	0	0	46
	Park	32	6	0	0	0	0	0	0	7
Total	206	200	2	0	0	0	0	0	80	
12	Alamosa	94	104	7	0	0	0	0	1	16
	Conejos	30	14	0	0	0	0	0	0	18
	Costilla	14	2	0	0	0	0	0	1	7
	Mineral	0	1	0	0	0	0	0	0	0
	Rio Grande	58	20	0	0	0	0	0	0	13
	Saguache	9	8	0	0	0	0	0	0	6
Total	205	149	7	0	0	0	0	2	60	
13	Kit Carson	30	8	0	0	0	0	0	0	6
	Logan	44	33	1	0	0	0	0	1	16
	Morgan	130	57	0	0	0	2	0	0	17
	Phillips	3	11	0	0	0	0	0	0	0
	Sedgwick	6	0	0	0	0	1	0	0	1
	Washington	17	6	0	0	0	0	0	0	5
	Yuma	9	4	0	0	0	1	0	0	10
Total	239	119	1	0	0	4	0	1	55	
14	Grand	66	23	0	0	0	2	0	0	11
	Moffat	29	62	0	0	0	4	0	1	12
	Routt	49	79	0	0	1	1	0	0	29
	Total	144	164	0	0	1	7	0	1	52

**Table 33:
County Court Misdemeanor Filings by Case Type
Fiscal Year 2024**

Judicial District	Court Location	Municipal Appeal (Court Not of Record)				Prostitution (PS)	Protection Order Violation (PV)	Public Indecency (PI)	Public Peace and Order (PP)
		Menacing (MN)	(MA)	Other (OT)	Perjury (PJ)				
8	Jackson	0	0	3	0	0	3	0	1
	Larimer	22	0	240	0	0	375	18	117
	Larimer-Loveland	7	0	83	0	0	185	2	48
	Total	29	0	326	0	0	563	20	166
9	Garfield	3	0	25	0	0	96	1	18
	Garfield-Rifle	4	0	15	0	0	74	0	19
	Pitkin	0	0	40	0	0	19	1	9
	Rio Blanco-Meeker	0	0	3	0	0	6	0	0
	Rio Blanco-Rangely	0	0	2	0	0	6	0	2
Total	7	0	85	0	0	201	2	48	
10	Pueblo	8	0	90	0	1	383	2	12
11	Chaffee	1	0	29	0	0	49	1	15
	Custer	1	0	3	0	0	8	1	4
	Fremont	13	0	51	0	0	134	3	9
	Park	1	0	8	0	0	24	0	0
Total	16	0	91	0	0	215	5	28	
12	Alamosa	5	0	55	0	0	76	0	10
	Conejos	3	0	9	0	0	51	2	2
	Costilla	0	0	16	0	0	15	0	0
	Mineral	0	0	0	0	0	0	0	0
	Rio Grande	3	1	15	0	0	41	1	12
	Saguache	0	0	3	0	0	21	0	4
Total	11	1	98	0	0	204	3	28	
13	Kit Carson	1	0	12	0	0	20	3	3
	Logan	1	0	37	0	0	85	1	0
	Morgan	6	0	47	0	0	168	2	12
	Phillips	1	0	5	0	0	3	0	0
	Sedgwick	1	0	3	0	0	4	0	0
	Washington	0	0	8	0	0	13	0	1
	Yuma	2	0	4	0	0	13	1	0
Total	12	0	116	0	0	306	7	16	
14	Grand	0	0	11	0	0	24	1	14
	Moffat	6	0	39	1	0	87	0	9
	Routt	3	0	22	0	0	34	0	8
	Total	9	0	72	1	0	145	1	31

**Table 33:
County Court Misdemeanor Filings by Case Type
Fiscal Year 2024**

Judicial District	Court Location	Sex Offenses	Threat	Trespass	Under Age Alcohol Offense	Weapon	Wildlife	Total
		(SX)	(TH)	(TP)	(UA)	(WP)	(WD or WL)	
8	Jackson	0	0	0	0	0	16	45
	Larimer	48	339	155	47	31	15	3,486
	Larimer-Loveland	11	183	39	6	21	104	1,662
	Total	59	522	194	53	52	135	5,193
9	Garfield	8	19	22	42	3	2	521
	Garfield-Rifle	4	14	28	24	8	26	625
	Pitkin	2	17	45	18	2	4	232
	Rio Blanco-Meeker	0	4	7	1	0	4	47
	Rio Blanco-Rangely	0	4	1	0	2	5	33
Total	14	58	103	85	15	41	1,458	
10	Pueblo	26	158	108	43	38	44	2,228
11	Chaffee	1	55	18	4	9	9	391
	Custer	0	0	2	0	1	5	52
	Fremont	8	129	112	3	10	25	951
	Park	0	1	5	2	4	35	172
	Total	9	185	137	9	24	74	1,566
12	Alamosa	4	28	17	13	10	2	505
	Conejos	2	10	10	1	4	7	196
	Costilla	0	2	10	1	3	2	93
	Mineral	0	0	0	0	0	1	5
	Rio Grande	1	27	13	1	5	0	271
	Saguache	1	8	6	2	0	11	107
Total	8	75	56	18	22	23	1,177	
13	Kit Carson	2	7	13	0	0	3	141
	Logan	1	18	20	2	4	10	329
	Morgan	7	26	30	6	10	12	646
	Phillips	0	3	0	0	0	0	35
	Sedgwick	0	1	1	1	0	1	24
	Washington	0	0	2	0	2	9	70
	Yuma	2	2	1	4	0	3	73
Total	12	57	67	13	16	38	1,318	
14	Grand	4	3	17	7	9	17	258
	Moffat	2	14	8	8	10	10	375
	Routt	8	26	8	57	17	31	438
	Total	14	43	33	72	36	58	1,071

**Table 33:
County Court Misdemeanor Filings by Case Type
Fiscal Year 2024**

Judicial District	Court Location	Alcohol	Animal Violation	Arson (AR)	Assault (AS)	Burglary (BU)	Bail Violation (BV)	Child Abuse (CA)	Criminal Mischief (CM)	Cruelty to Animals (AM)	Curfew Violation (CF)
		(AL)	(AN)								
15	Baca	1	3	0	3	0	0	0	4	1	0
	Cheyenne	1	0	0	3	0	0	0	0	2	0
	Kiowa	1	2	0	0	0	0	0	0	0	0
	Prowers	18	4	1	11	7	0	2	8	8	0
	Total	21	9	1	17	7	0	2	12	11	0
16	Bent	5	2	0	6	0	0	0	1	2	0
	Crowley	3	0	0	4	0	0	0	3	2	0
	Otero	4	11	1	48	2	0	16	15	8	0
	Total	12	13	1	58	2	0	16	19	12	0
17	Adams	202	38	3	259	28	0	256	112	3	0
	Broomfield	12	1	1	32	4	0	15	13	1	0
	Total	214	39	4	291	32	0	271	125	4	0
18	Arapahoe	198	90	8	398	15	0	160	130	7	1
	Douglas	134	103	2	155	4	0	74	67	17	0
	Elbert	2	1	0	7	0	0	3	0	2	0
	Lincoln	7	0	0	6	1	0	2	4	3	0
	Total	341	194	10	566	20	0	239	201	29	1
19	Weld	107	89	1	252	12	0	97	100	13	0
20	Boulder	85	29	5	227	29	0	39	120	8	0
	Boulder-Longmont	49	15	1	94	3	0	37	51	1	0
	Total	134	44	6	321	32	0	76	171	9	0
21	Mesa	57	133	4	168	6	0	65	78	2	0
22	Dolores	5	1	1	0	0	0	2	1	0	0
	Montezuma	39	8	3	63	5	0	31	10	4	0
	Total	44	9	4	63	5	0	33	11	4	0
State Total		2,225	1,570	79	3,592	305	5	1,583	1,678	407	7
Percent of State Total		3%	2%	0.12%	6%	0%	0%	2%	3%	1%	0.01%

**Table 33:
County Court Misdemeanor Filings by Case Type
Fiscal Year 2024**

Judicial District	Court Location	Domestic Violence	Drugs (DG)	Escape (EC)	Fare Evasion (FV)	Forgery (FG)	Fraud (FD)	Gambling (GM)	Habitual Traffic (HT)	Harassment (HR)
		(DV)								
15	Baca	29	5	0	0	1	0	0	0	5
	Cheyenne	5	0	0	0	0	0	0	0	0
	Kiowa	4	5	0	0	0	0	0	0	0
	Prowers	74	31	1	0	1	2	0	0	18
	Total	112	41	1	0	2	2	0	0	23
16	Bent	20	0	0	0	0	0	0	0	16
	Crowley	10	9	0	0	0	0	0	0	2
	Otero	80	29	0	0	1	0	0	0	21
	Total	110	38	0	0	1	0	0	0	39
17	Adams	1,340	1,352	57	45	1	3	1	2	79
	Broomfield	135	215	0	0	0	6	0	0	15
	Total	1,475	1,567	57	45	1	9	1	2	94
18	Arapahoe	883	727	84	0	4	7	0	0	162
	Douglas	512	361	4	0	1	3	0	2	111
	Elbert	26	30	0	0	0	0	0	1	5
	Lincoln	27	2	2	0	0	0	0	0	1
	Total	1,448	1,120	90	0	5	10	0	3	279
19	Weld	782	640	74	0	2	9	1	2	134
20	Boulder	341	279	19	0	0	12	0	0	127
	Boulder-Longmont	239	142	5	0	0	1	1	0	40
	Total	580	421	24	0	0	13	1	0	167
21	Mesa	520	780	13	0	0	5	7	1	106
22	Dolores	8	1	0	0	0	0	0	0	2
	Montezuma	136	27	0	0	0	0	0	0	22
	Total	144	28	0	0	0	0	0	0	24
State Total		12,872	9,943	562	45	33	169	80	25	2,113
Percent of State Total		20%	15%	0.87%	0.07%	0.05%	0%	0.12%	0%	3%

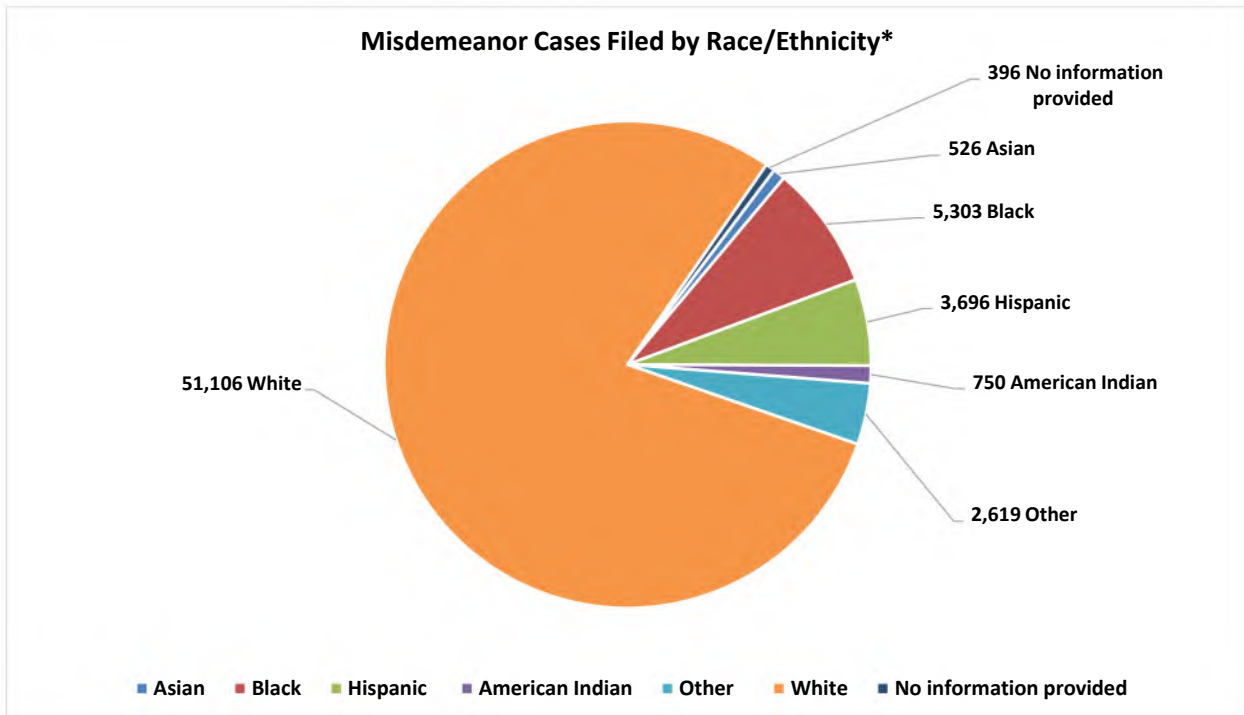
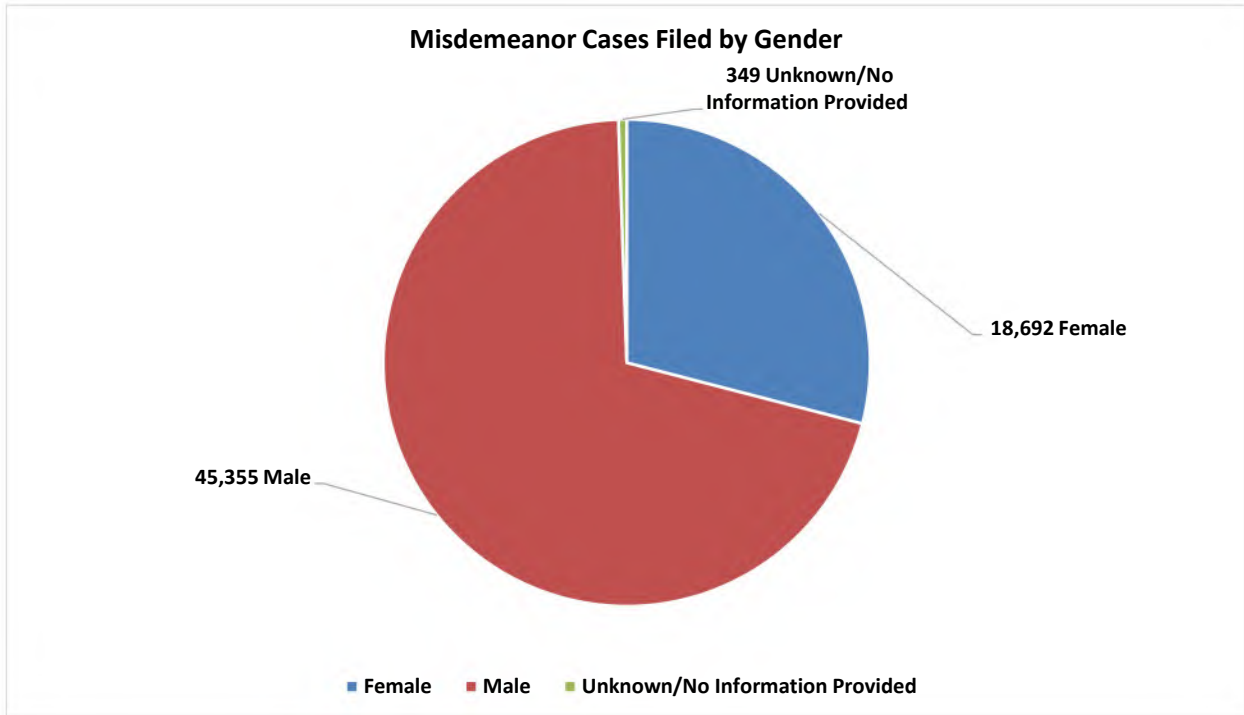
**Table 33:
County Court Misdemeanor Filings by Case Type
Fiscal Year 2024**

Judicial District	Court Location	Menacing (MN)	Municipal Appeal (Court Not of Record)		Perjury (PJ)	Prostitution (PS)	Protection Order Violation (PV)	Public Indecency (PI)	Public Peace and Order (PP)
			(MA)	Other (OT)					
15	Baca	2	0	4	0	0	10	0	2
	Cheyenne	0	0	2	0	0	3	0	0
	Kiowa	0	0	0	0	0	6	0	0
	Prowers	1	0	20	0	0	20	1	20
	Total	3	0	26	0	0	39	1	22
16	Bent	0	0	2	0	0	18	0	3
	Crowley	2	0	7	0	0	11	1	1
	Otero	10	0	29	0	0	78	4	20
	Total	12	0	38	0	0	107	5	24
17	Adams	18	0	463	0	1	915	8	120
	Broomfield	3	0	43	0	0	148	1	28
	Total	21	0	506	0	1	1,063	9	148
18	Arapahoe	29	0	417	0	0	815	14	137
	Douglas	13	0	409	1	0	455	4	78
	Elbert	1	0	21	0	0	22	0	0
	Lincoln	1	0	3	0	0	27	0	2
	Total	44	0	850	1	0	1,319	18	217
19	Weld	26	0	277	0	0	534	9	69
20	Boulder	56	0	186	0	0	278	15	74
	Boulder-Longmont	19	0	69	0	2	228	6	33
	Total	75	0	255	0	2	506	21	107
21	Mesa	27	0	255	0	0	492	5	59
22	Dolores	1	0	3	0	0	8	0	3
	Montezuma	3	0	37	0	0	252	3	15
	Total	4	0	40	0	0	260	3	18
State Total		456	1	4,649	2	16	8,115	162	1,401
Percent of State Total		0.71%	0.002%	7%	0.00%	0.02%	13%	0.25%	2%

**Table 33:
County Court Misdemeanor Filings by Case Type
Fiscal Year 2024**

Judicial District	Court Location	Sex Offenses (SX)	Thft (TH)	Trespass (TP)	Under Age Alcohol Offense (UA)	Weapon (WP)	Wildlife (WD or WL)	Total
15	Baca	0	1	2	0	2	0	75
	Cheyenne	0	0	4	0	0	0	20
	Kiowa	0	0	1	1	0	0	20
	Prowers	2	65	40	7	1	7	370
	Total	2	66	47	8	3	7	485
16	Bent	0	4	2	1	0	4	86
	Crowley	2	1	2	4	3	0	67
	Otero	4	70	32	27	4	8	522
	Total	6	75	36	32	7	12	675
17	Adams	73	188	206	38	112	4	5,927
	Broomfield	7	94	8	0	11	0	793
	Total	80	282	214	38	123	4	6,720
18	Arapahoe	51	488	318	38	108	39	5,328
	Douglas	25	526	85	131	30	69	3,376
	Elbert	0	12	5	3	3	0	144
	Lincoln	1	6	5	2	5	0	107
	Total	77	1,032	413	174	146	108	8,955
19	Weld	58	288	152	80	77	12	3,897
20	Boulder	32	377	315	26	21	2	2,702
	Boulder-Longmont	11	121	105	23	9	0	1,305
	Total	43	498	420	49	30	2	4,007
21	Mesa	30	345	491	126	40	58	3,873
22	Dolores	0	1	4	0	0	0	41
	Montezuma	5	41	25	6	12	9	756
	Total	5	42	29	6	12	9	797
State Total		674	5,104	3,585	1,217	938	828	64,441
Percent of State Total		1%	8%	6%	2%	1%	1%	100%

**Chart 33: Misdemeanor New Cases Filed by Gender and Race*
Fiscal Year 2024**



*These numbers may not match the final case clas total as case demographic information may be updated after the case classs total numbers are finalized.

**Demographic information is received through electronic transfer or paper filings from Law Enforcement and/or the District Attorney. Judicial's case management system currently blends race and ethnicity fields.

**Table 34:
County Court Small Claims Filings by Case Type
Fiscal Year 2024**

Judicial District	Court Location	Breach of Contract (CT)	Covenant (CK)	Landlord Tenant (LT)	Money (MY)	Other (OT)	Total
1	Gilpin	0	0	1	6	0	7
	Jefferson	101	3	47	340	4	495
	<i>Total</i>	101	3	48	346	4	502
3	Huerfano	0	0	0	15	0	15
	Las Animas	0	0	0	25	0	25
	<i>Total</i>	0	0	0	40	0	40
4	El Paso	38	1	65	745	6	855
	Teller	0	0	0	21	0	21
	<i>Total</i>	38	1	65	766	6	876
5	Clear Creek	0	0	0	8	3	11
	Eagle	0	0	3	73	0	76
	Eagle-Basalt	0	0	0	5	0	5
	Lake	1	0	0	8	0	9
	Summit	1	0	1	49	1	52
<i>Total</i>	2	0	4	143	4	153	
6	Archuleta	2	0	3	13	0	18
	La Plata	4	1	1	83	8	97
	San Juan	0	0	3	6	0	9
	<i>Total</i>	6	1	7	102	8	124
7	Delta	0	0	1	37	1	39
	Gunnison	5	0	0	18	0	23
	Hinsdale	0	0	0	1	0	1
	Montrose	3	0	7	57	2	69
	Montrose-Nucla	0	0	0	0	0	0
	Ouray	1	0	1	6	1	9
	San Miguel	1	0	1	6	0	8
<i>Total</i>	10	0	10	125	4	149	

**Table 34:
County Court Small Claims Filings by Case Type
Fiscal Year 2024**

Judicial District	Court Location	Breach of Contract (CT)	Covenant (CK)	Landlord Tenant (LT)	Money (MY)	Other (OT)	Total
8	Jackson	0	0	0	0	0	0
	Larimer	38	0	39	215	44	336
	Larimer-Loveland	0	0	0	0	0	0
	<i>Total</i>	38	0	39	215	44	336
9	Garfield	7	0	7	53	5	72
	Garfield-Rifle	0	0	0	22	0	22
	Pitkin	0	0	1	33	0	34
	Rio Blanco-Meeker	1	0	0	4	0	5
	Rio Blanco-Rangley	0	0	0	3	0	3
	<i>Total</i>	8	0	8	115	5	136
10	Pueblo	7	0	4	180	2	193
11	Chaffee	0	0	0	36	0	36
	Custer	0	0	0	6	0	6
	Fremont	3	1	0	50	0	54
	Park	1	0	1	18	0	20
	<i>Total</i>	4	1	1	110	0	116
12	Alamosa	1	0	1	19	0	21
	Conejos	0	0	0	11	0	11
	Costilla	0	0	0	8	0	8
	Mineral	1	0	0	0	0	1
	Rio Grande	2	0	0	12	0	14
	Saguache	0	0	1	10	0	11
	<i>Total</i>	4	0	2	60	0	66
13	Kit Carson	0	0	0	5	0	5
	Logan	1	0	2	14	1	18
	Morgan	5	0	1	25	0	31
	Phillips	0	0	0	9	0	9
	Sedgwick	0	0	1	0	0	1
	Washington	0	0	0	7	0	7
	Yuma	0	0	0	2	0	2
	<i>Total</i>	6	0	4	62	1	73
	14	Grand	0	0	2	22	0
Moffat		0	0	0	14	0	14
Routt		1	0	1	35	0	37
<i>Total</i>		1	0	3	71	0	75

**Table 34:
County Court Small Claims Filings by Case Type
Fiscal Year 2024**

Judicial District	Court Location	Breach of Contract (CT)	Covenant (CK)	Landlord Tenant (LT)	Money (MY)	Other (OT)	Total
15	Baca	0	0	0	6	0	6
	Cheyenne	0	0	0	4	0	4
	Kiowa	0	0	0	0	0	0
	Prowers	0	0	0	30	0	30
	Total	0	0	0	40	0	40
16	Bent	0	0	1	10	0	11
	Crowley	1	0	0	6	1	8
	Otero	1	0	1	30	0	32
	Total	2	0	2	46	1	51
17	Adams	40	0	28	387	4	459
	Broomfield	0	0	0	59	0	59
	Total	40	0	28	446	4	518
18	Arapahoe-Centennial	0	0	0	1	0	1
	Arapahoe-Littleton	46	2	42	653	7	750
	Douglas	9	2	10	253	5	279
	Elbert	1	0	0	18	0	19
	Lincoln	0	0	0	13	0	13
	Total	56	4	52	938	12	1,062
19	Weld	18	0	26	304	0	348
20	Boulder	14	1	32	234	11	292
	Boulder-Longmont	0	0	0	0	0	0
	Total	14	1	32	234	11	292
21	Mesa	13	1	31	119	5	169
22	Dolores	0	0	0	0	0	0
	Montezuma	0	0	0	23	0	23
	Total	0	0	0	23	0	23
State Total		368	12	366	4,485	111	5,342
Percent of State Total		7%	0.22%	7%	84%	2%	100%

**Table 35:
County Court Traffic Filings by Case Type
Fiscal Year 2024**

Judicial District	Court Location	Driving Under Suspension, Revocation or Denial (DP or DS)	Driving Under the Influence (DU)	Driving While Ability Impaired (DW)	Habitual Traffic Offender (HT)	Motor Vehicle (MV)	Municipal Appeal (Court Not of Record) (MA)	Total
1	Gilpin	8	87	5	3	269	0	372
	Jefferson	171	1,158	2	20	7,400	0	8,751
	Total	179	1,245	7	23	7,669	0	9,123
3	Huerfano	23	28	1	4	128	0	184
	Las Animas	2	67	1	1	345	0	416
	Total	25	95	2	5	473	0	600
4	El Paso	244	1,784	58	147	8,476	0	10,709
	Teller	13	94	5	5	488	0	605
	Total	257	1,878	63	152	8,964	0	11,314
5	Clear Creek	5	72	3	0	696	0	776
	Eagle	100	288	6	8	906	0	1,308
	Eagle-Basalt	4	41	2	0	81	0	128
	Lake	4	37	3	2	168	0	214
	Summit	45	298	9	2	691	0	1,045
Total	158	736	23	12	2,542	0	3,471	
6	Archuleta	15	85	1	2	148	0	251
	La Plata	23	406	9	4	535	0	977
	San Juan	2	2	0	0	23	0	27
	Total	40	493	10	6	706	0	1,255
7	Delta	56	81	2	22	420	0	581
	Gunnison	10	100	6	10	139	0	265
	Hinsdale	0	10	0	0	17	0	27
	Montrose	78	137	12	47	496	0	770
	Montrose-Nucla	3	5	2	0	26	0	36
	Ouray	4	26	0	0	131	0	161
	San Miguel	7	35	1	0	76	0	119
Total	158	394	23	79	1,305	0	1,959	

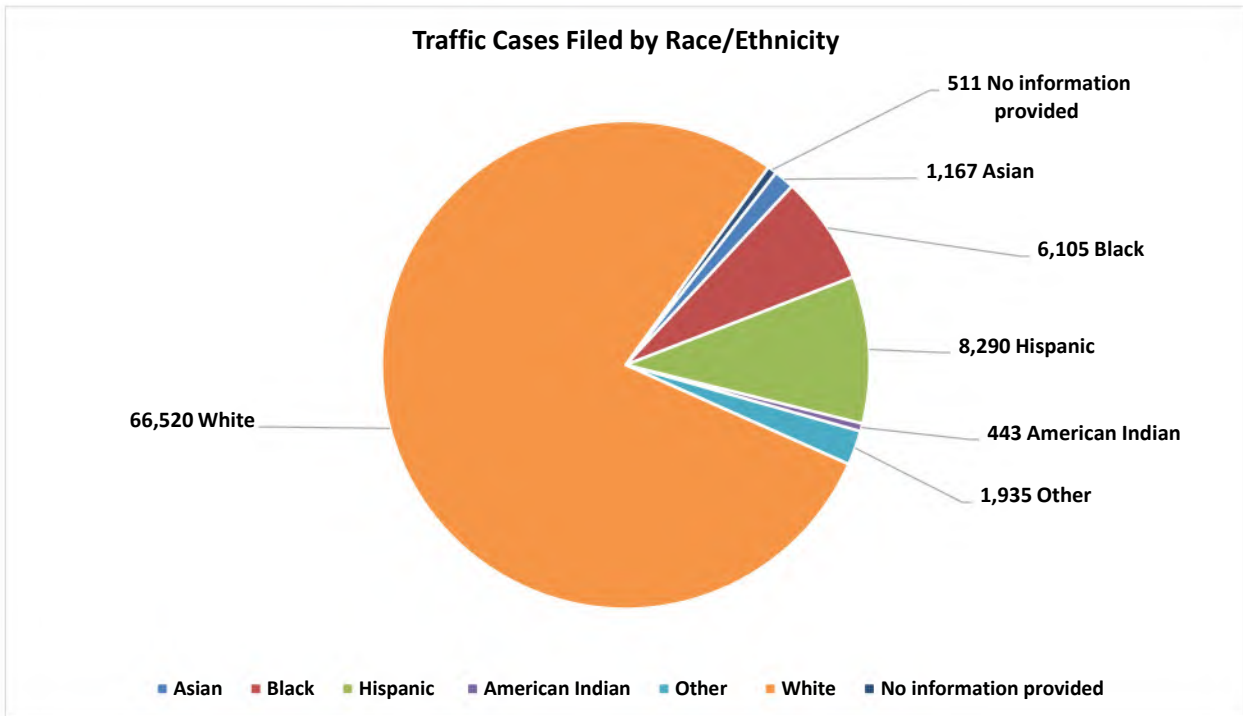
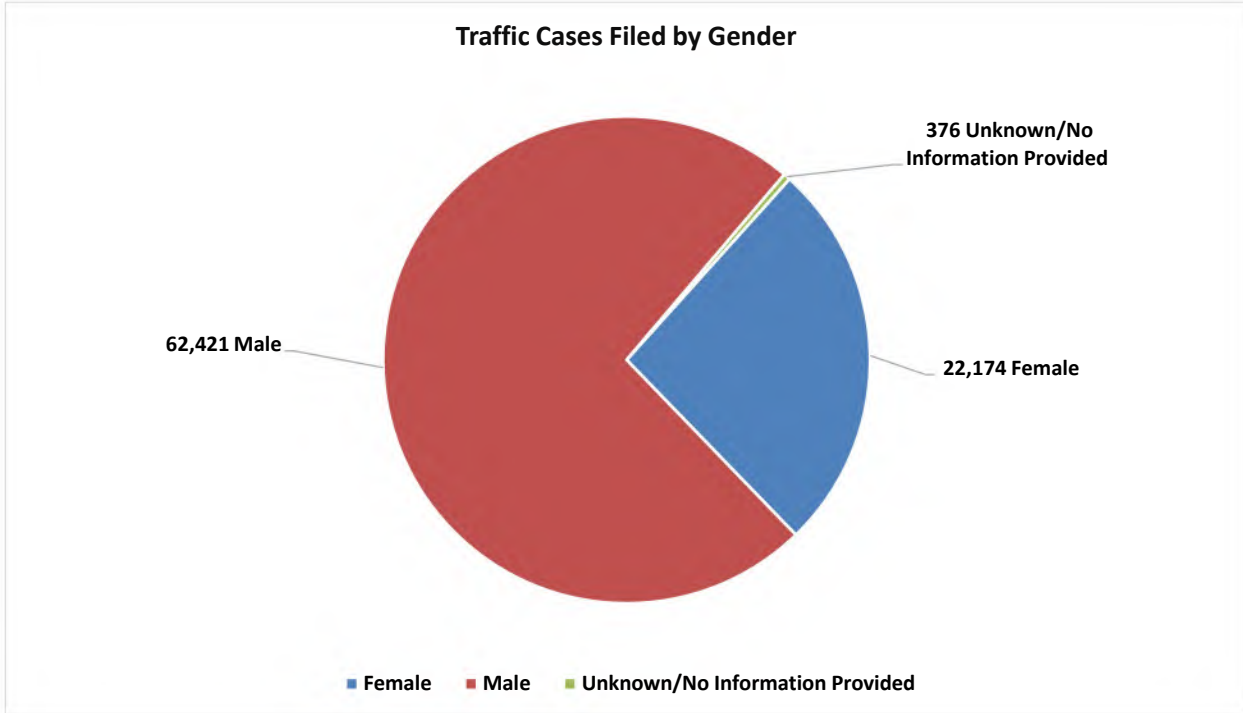
**Table 35:
County Court Traffic Filings by Case Type
Fiscal Year 2024**

Judicial District	Court Location	Driving Under Suspension, Revocation or Denial (DP or DS)	Driving Under the Influence (DU)	Driving While Ability Impaired (DW)	Habitual Traffic Offender (HT)	Motor Vehicle (MV)	Municipal Appeal (Court Not of Record) (MA)	Total
8	Jackson	0	2	0	0	66	0	68
	Larimer	235	665	22	38	1,628	0	2,588
	Larimer-Loveland	129	339	15	33	1,185	0	1,701
	Total	364	1,006	37	71	2,879	0	4,357
9	Garfield	34	203	8	19	339	0	603
	Garfield-Rifle	38	136	8	6	414	0	602
	Pitkin	6	134	6	4	187	0	337
	Rio Blanco-Meeker	6	14	0	1	46	0	67
	Rio Blanco-Rangely	4	8	0	0	30	0	42
Total	88	495	22	30	1,016	0	1,651	
10	Pueblo	248	392	10	40	1,645	0	2,335
11	Chaffee	29	108	1	2	273	0	413
	Custer	2	16	0	0	38	0	56
	Fremont	66	95	5	12	722	0	900
	Park	28	63	2	3	352	0	448
Total	125	282	8	17	1,385	0	1,817	
12	Alamosa	24	86	4	16	314	0	444
	Conejos	7	25	1	2	69	0	104
	Costilla	2	17	0	3	159	0	181
	Mineral	1	7	0	0	53	0	61
	Rio Grande	24	47	1	6	235	0	313
	Saguache	17	21	0	1	121	0	160
Total	75	203	6	28	951	0	1,263	
13	Kit Carson	8	29	0	1	291	0	329
	Logan	16	63	4	11	375	0	469
	Morgan	40	106	4	61	632	0	843
	Phillips	7	6	0	0	28	0	41
	Sedgwick	1	6	0	0	31	0	38
	Washington	2	17	1	7	152	0	179
	Yuma	8	34	7	4	103	0	156
Total	82	261	16	84	1,612	0	2,055	
14	Grand	35	115	0	3	288	0	441
	Moffat	30	118	0	11	222	0	381
	Routt	19	169	6	6	354	0	554
	Total	84	402	6	20	864	0	1,376

**Table 35:
County Court Traffic Filings by Case Type
Fiscal Year 2024**

Judicial District	Court Location	Driving Under Suspension, Revocation or Denial (DP or DS)	Driving Under the Influence (DU)	Driving While Ability Impaired (DW)	Habitual Traffic Offender (HT)	Motor Vehicle (MV)	Municipal Appeal (Court Not of Record) (MA)	Total
15	Baca	8	8	0	0	72	0	88
	Cheyenne	6	3	1	0	54	0	64
	Kiowa	0	12	0	3	64	0	79
	Prowers	44	51	2	14	474	0	585
	Total	58	74	3	17	664	0	816
16	Bent	3	22	0	1	109	0	135
	Crowley	7	26	1	0	80	0	114
	Otero	23	93	6	14	444	0	580
	Total	33	141	7	15	633	0	829
17	Adams	382	1,810	27	244	9,789	1	12,253
	Broomfield	136	129	9	53	858	0	1,185
	Total	518	1,939	36	297	10,647	1	13,438
18	Arapahoe	202	1,007	7	136	7,256	1	8,609
	Douglas	19	632	24	60	5,343	0	6,078
	Elbert	10	58	0	3	492	0	563
	Lincoln	30	33	0	4	475	0	542
	Total	261	1,730	31	203	13,566	1	15,792
19	Weld	347	912	36	210	3,252	0	4,757
20	Boulder	7	370	1	4	2,000	0	2,382
	Boulder-Longmont	18	293	5	19	879	0	1,214
	Total	25	663	6	23	2,879	0	3,596
21	Mesa	105	393	21	135	1,989	0	2,643
22	Dolores	1	8	0	0	30	0	39
	Montezuma	16	113	0	0	369	0	498
	Total	17	121	0	0	399	0	537
State Total		3,247	13,855	373	1,467	66,040	2	84,984
Percent of State Total		4%	16%	0%	2%	78%	0.00%	100%

**Chart 35: Traffic New Cases Filed by Gender and Race*
Fiscal Year 2024**



*These numbers may not match the final case class total as case demographic information may be updated after the case class totals are finalized.

*Demographic information is received through electronic transfer or paper filings from Law Enforcement and/or the District Attorney. Judicial's case management system currently blends race and ethnicity fields.



**Section V:
Water Court**

Photo Credit: Sherry Foco

Water Court Judges

Water Division One – Greeley

South Platte River Basin
Todd Taylor

Water Division Two – Pueblo

Arkansas River Basin
Gregory J. Styduhar

Water Division Three – Alamosa

Rio Grande River Basin
Michael A. Gonzales

Water Division Four – Montrose

Gunnison River Basin
Steven L. Schultz

Water Division Five – Glenwood Springs

Colorado River Basin
Christopher Seldin

Water Division Six – Steamboat Springs

White River Basin
Michael A. O'Hara, III

Water Division Seven – Durango

San Juan River Basin
Jeffrey R. Wilson

Water Court

The Water Right Determination and Administration Act of 1969 created seven water divisions based upon the drainage patterns of major rivers in Colorado: The South Platte, Arkansas, Rio Grande, Gunnison, Colorado, White and San Juan rivers. Each water division is staffed by a division engineer appointed by the state engineer, a water judge appointed by the Colorado Supreme Court, a water referee appointed by the water judge, and a water clerk assigned by the district court.

Water judges are district judges who have jurisdiction in the determination of water rights, the use and administration of water, and all other water matters within the jurisdiction of the water division. There are no jury trials in water courts, and all appeals are filed directly with the Colorado Supreme Court.

All water courts operate under a standard case definition approved by the Colorado Supreme Court in 1981. This made possible the establishment of water court filing standards, which have been reported annually by water divisions since July 1, 1981.

Specific information can be located on the Water Courts webpage.

[Click here to visit the Water Courts' webpage.](#)

**Table 36:
Water Court Filings, Claims, and Percent Change
Fiscal Year 2023 and Fiscal Year 2024**

Division	County		FY2023	FY2024	Percent Change
One	Weld County, Greeley	Filings	247	220	-11%
		Claims	728	847	16%
Two	Pueblo County, Pueblo	Filings	89	59	-34%
		Claims	394	175	-56%
Three	Alamosa County, Alamosa	Filings	47	34	-28%
		Claims	109	101	-7%
Four	Montrose County, Montrose	Filings	115	123	7%
		Claims	386	423	10%
Five	Garfield County, Glenwood Springs	Filings	160	230	44%
		Claims	738	1,019	38%
Six	Routt County, Steamboat Springs	Filings	60	64	7%
		Claims	123	190	54%
Seven	La Plata County, Durango	Filings	52	69	33%
		Claims	103	138	34%
State Total		Filings	770	799	3.77%
		Claims	2,581	2,893	12.09%



**Section VI:
Office of Dispute Resolution**

Photo Credit: Sherry Foco

The Office of Dispute Resolution

The Office of Dispute Resolution (ODR) has provided dispute resolution services for over forty years since ODR's creation in 1983 by the Colorado Dispute Resolution Act. ODR's mission is to provide dispute resolution services throughout the State of Colorado.

During FY2024, ODR handled 7,588 cases, a return to pre-COVID numbers. The overall agreement rate for "Cases Fully" or "Partially Resolved" was 43.4%, consistent with FY2023 levels. Likewise, the "No Agreement" percentage, 31% remained unchanged from last fiscal year to this fiscal year. Pre-COVID, when mediations were conducted mostly in-person, ODR had higher resolution rates. For example, in FY2019, ODR had a full or partial settlement rate of 52.6%. Since FY2019, however, ODR has also taken on more difficult case types, specifically, eviction cases, which now make up an increasing number of ODR's cases. This resolution rate indicates a stable commitment from parties to come to an agreement even with the more difficult eviction cases. ODR is unlikely to revert service delivery back to in person given the satisfaction and ease of remotely delivered mediation.

ODR continues to expand its pre-filing eviction mediation program for Forceable Entry and Detainer (FED) cases. Of ODR's total 7,588 cases for FY2024, approximately 11.4% were *pre-filing* eviction cases. ODR rose to the scheduling challenge for pre-filing eviction cases as [HB 23-1120](#) requires mediations to be held within fourteen days of a landlord's request. Of the 865 cases, 48% of the mediations resulted in a full or partial agreement between landlords and tenants.

Post-filing FED cases also received support from ODR contractors as a dedicated number of contract mediators were provided to support the 4th Judicial District with its National Center for State Court grant funded housing stability support program. This program pilots a housing court model by which mediation services are offered free of charge to the parties who are willing to enter negotiations voluntarily. Evicted tenants also receive housing assistance to help identify alternative housing resources in the event an eviction occurs. ODR looks forward to continuing to support this pilot and pilots of its kind in other districts to help promote housing stability in the State of Colorado.

To meet ODR's growing caseload demand, ODR sought to expand its pool of mediators. ODR completed a second Request for Qualifications (RFQ) in August, 2023 which followed on its first RFQ. From these RFQs, ODR now boasts a total mediator contractor pool of 89, many of whom mediate in languages other than English.

ODR provides parties with an online customer satisfaction survey in both Spanish and English, via an online link. The number of survey responses for FY2024 was 168, an overall decrease from last year's 213 responses. However, 87% of those responding reported to be "Very Satisfied" or "Mostly Satisfied," an increase of 5% over last year's rate of 82%. The categories of "Somewhat Satisfied" or "Neither Satisfied nor Dissatisfied" remained the same at 9%. This year only 5% of respondents reported to be "Not Satisfied at All," representing a 3% decrease from last year's 8% overall dissatisfaction rate. ODR will continue to share this feedback with mediators on an individual basis to see where improvement can be made and encourage mediators to promote the survey to gather more data.

Survey Response	Very Satisfied	Mostly Satisfied	Somewhat Satisfied	Neither Satisfied nor Dissatisfied	Not at all Satisfied	Totals
Number	169	33	6	13	11	230
Percentage	73%	14%	3%	6%	5%	100%

ODR is invested in technological innovations to help parties resolve disputes. Supported by a \$200,000 grant from the State Internet Portal Authority, ODR is customizing and implementing an integrated online dispute resolution tool through its vendor, Global Justice Solutions. The initiation of this pilot has been delayed due to staffing issues but is anticipated to start in the Fall of 2024 with a pilot for court-ordered Small claims mediation in Arapahoe County. Important factors to evaluate the pilot will include length of time to resolve a case, convenience, and accessibility for users of online mediation, challenges (due to skill and comfort level, language needs, disabilities, or literacy barriers) in accessing and using the platform and impacts to mediation outcomes.

ODR continues to provide reduced-fee services for qualifying indigent parties based on its General Fund appropriation and now, through HB23-1120. Through the Access and Visitation federal grant, ODR also provides free mediation services, early neutral assessment, and supervised parenting time for court parties and Child Support Services clients through its contractors.

General information regarding the Office of Dispute Resolution is available at its website.

[Click here to visit ODR's webpage for additional information.](#)

**Table 37:
ADR Services by Case Type and Disposition Percentage for FY2024**

Case Type	Cases completely or partially resolved	Cases not resolved ¹	Cases served left with proposal ²	Cases inappropriate for ADR	Cases ongoing	ADR referred, session not held ³	Total # of cases reported
Domestic - Initial Filings	1,345	723	211	5	329	193	2,806
Percentage	48%	26%	8%	0%	12%	6%	100%
Domestic - Modifications	709	961	128	5	110	73	1,986
Percentage	36.0%	48.0%	6.0%	0.0%	6.0%	4.0%	100%
Dependency & Neglect	142	12	75	1	63	27	320
Percentage	44%	4%	23%	0%	21%	8%	100%
Child Support Services	11	3	0	0	0	2	16
Percentage	69.0%	18.0%	0.0%	0.0%	0.0%	13.0%	100%
Juvenile other	25	15	0	0	2	7	49
Percentage	51%	31%	0%	0%	1%	14%	100%
District Civil	33	58	9	0	6	5	111
Percentage	30%	52%	8%	0%	5%	5%	100%
County Civil	418	276	96	6	74	138	1,008
Percentage	41.0%	27.0%	10.0%	1.0%	7.0%	14.0%	100%
Probate	16	8	1	0	1	1	27
Percentage	59%	30%	0%	0%	0%	0%	100%
Collections	8	0	0	0	0	0	8
Percentage	100.0%	0.0%	0.0%	0.0%	0.0%	0.0%	100%
Small Claims	68	55	3	2	2	17	147
Percentage	47.0%	39.0%	1.0%	0.0%	0.0%	13.0%	100%
Protection Orders	1	1	0	0	0	0	2
Percentage	50.0%	50.0%	0.0%	0.0%	0.0%	0.0%	100%
Pre-Filing Eviction	410	226	37	3	12	181	865
Percentage	48.0%	26.0%	4.0%	0.0%	1.0%	21.0%	100%
Other (incl. HOA)	114	48	15	1	15	50	243
Percentage	47%	20%	6%	0%	6%	21%	100%
Total Cases Reported	3,296	2,386	575	23	614	690	7,588
Percentage	43.4%	31.4%	7.6%	0.3%	8.1%	9.1%	100%

¹ No agreement was reached at time of service. The parties may or may not have settled subsequent to ADR service; this information is not available.

² Parties left with proposed agreement. Information is not available as to whether this agreement was finalized.

³ ADR session was not held for a variety of reasons, including settlement prior to ADR service, refusal by one party to attend, decision to use another provider, and other.

**Table 38:
ADR Services Provided by District and Case Type for FY2024**

Judicial District	Domestic Relations Initial Filing	Domestic Relations Modification	Child Support Services	D&N	Juvenile other	District Civil	County Civil	Collections	Probate	Small Claims	Protection Orders	Pre-Filing Eviction	Other	Total Cases Served
1	202	186	1	0	2	22	141	1	0	4	0	80	16	655
2	180	136	0	267	15	13	88	0	9	2	0	148	24	882
3	12	1	0	0	0	2	0	0	0	0	0	5	0	20
4	574	644	3	2	3	17	213	0	5	12	1	152	51	1677
5	21	15	0	0	0	3	15	0	0	0	0	3	0	57
6	2	2	0	0	0	0	1	0	1	0	0	7	0	13
7	8	11	0	1	0	1	23	3	0	0	0	11	14	72
8	224	53	0	0	0	7	8	0	0	0	0	73	12	377
9	13	5	0	6	0	0	2	0	0	0	0	5	1	32
10	274	133	0	0	0	8	4	0	4	0	1	23	3	450
11	26	4	0	1	0	2	8	0	0	0	0	7	2	50
12	0	2	0	0	1	1	2	0	0	0	0	3	0	9
13	5	3	0	0	0	0	2	0	0	0	0	7	1	18
14	18	12	0	0	0	0	6	0	0	0	0	1	1	38
15	0	0	0	0	0	0	1	0	0	0	0	2	0	3
16	5	1	0	0	0	0	1	0	0	0	0	3	1	11
17	335	266	1	5	4	7	138	0	0	4	0	87	35	882
18	559	332	9	0	2	18	229	3	1	125	0	152	47	1477
19	213	76	1	0	21	3	45	0	1	0	0	44	18	422
20	78	83	1	38	1	7	77	1	5	0	0	31	14	336
21	47	17	0	0	0	0	3	0	1	0	0	21	1	90
22	10	4	0	0	0	0	1	0	0	0	0	0	2	17
State Total	2806	1986	16	320	49	111	1008	8	27	147	2	865	243	7588

**Table 39:
Mediation Services by District and Case Type for FY2024**

Judicial District	Domestic Relations Initial Filing	Domestic Relations Modification	Child Support Services	D&N	Juvenile other	District Civil	County Civil	Collections	Probate	Small Claims	Protection Orders	HOA	Pre-Filing Eviction	Other	Total Cases Served
1	202	186	1	0	2	22	141	1	0	4	0	0	80	16	655
2	180	136	0	267	15	13	88	0	9	2	0	1	148	23	882
3	12	1	0	0	0	2	0	0	0	0	0	0	5	0	20
4	570	644	3	2	3	17	213	0	5	12	2	0	152	50	1673
5	21	15	0	0	0	3	15	0	0	0	0	0	3	0	57
6	2	2	0	0	0	0	1	0	1	0	0	0	7	0	13
7	8	11	0	1	0	1	23	3	0	0	0	0	11	1	59
8	97	48	0	0	0	7	8	0	0	0	0	0	73	12	245
9	13	5	0	6	0	0	2	0	0	0	0	0	5	1	32
10	274	133	0	0	0	8	4	0	4	0	1	0	23	3	450
11	26	4	0	1	0	2	8	0	0	0	0	0	7	2	50
12	0	2	0	0	1	1	2	0	0	0	0	0	3	0	9
13	5	3	0	0	0	0	2	0	0	0	0	0	7	1	18
14	18	12	0	0	0	0	6	0	0	0	0	0	1	1	38
15	0	0	0	0	0	0	1	0	0	0	0	0	2	0	3
16	5	1	0	0	0	0	1	0	0	0	0	0	3	1	11
17	318	262	1	5	4	7	138	0	0	4	0	0	87	35	861
18	559	332	9	0	2	18	229	3	1	125	0	1	152	46	1477
19	213	76	1	1	21	3	45	0	1	0	0	0	44	18	422
20	60	81	1	37	1	7	77	1	5	0	0	0	31	12	314
21	47	17	0	0	0	0	3	0	1	0	0	0	21	1	90
22	10	4	0	0	0	0	1	0	0	0	0	0	0	2	17
State Total	2640	1975	16	305	49	111	1008	8	27	147	2	2	865	225	7396

A white mountain goat with small, dark horns is the central focus, standing on a rocky, uneven trail. The goat is facing left, looking slightly towards the camera. The background features a steep, rocky mountain slope with patches of green grass and small plants. The sky is a clear, pale blue. In the foreground, there are large, reddish-brown rocks and some green plants with small yellow flowers.

**Section VII:
Office of Language Access**

Photo Credit: Sherry Foco

Office of Language Access

The Colorado Judicial Branch is committed to providing court users with meaningful access to the courts at no cost, regardless of the language they speak.

The Office of Language Access (OLA) provided access to the courts for limited English proficient (LEP) individuals through interpreter services in 117 spoken languages during Fiscal Year 2024, through translations, bilingual resources, and self-help resources such as forms. OLA has also partnered with the Colorado Commission for the Deaf, Hard of Hearing and DeafBlind (CCDHHDB) to improve services for deaf, hard of hearing and deafblind individuals. The CCDHHDB provides Sign Language Interpreters and CART Captioners for the courts.

OLA electronically sources data from the Colorado Judicial Department's case management system to ensure annual reporting consistency. OLA extracts this data from Scheduled Events codes as entered into the case management system, not from case filings. All court events in which an interpreter is used must be coded in the case management system with the appropriate language code. This includes, but is not limited to a party, defendant, victim, and witness. Because OLA only extracts its data from codes entered in the Department's case management system, many interpreter interactions are not captured in the case management system, such as front counter client assistance, customer service calls, and Self-Help Center assistance. Therefore, while the data below is sourced electronically and reported accurately, the data represent only a fraction of interpreter services delivered.

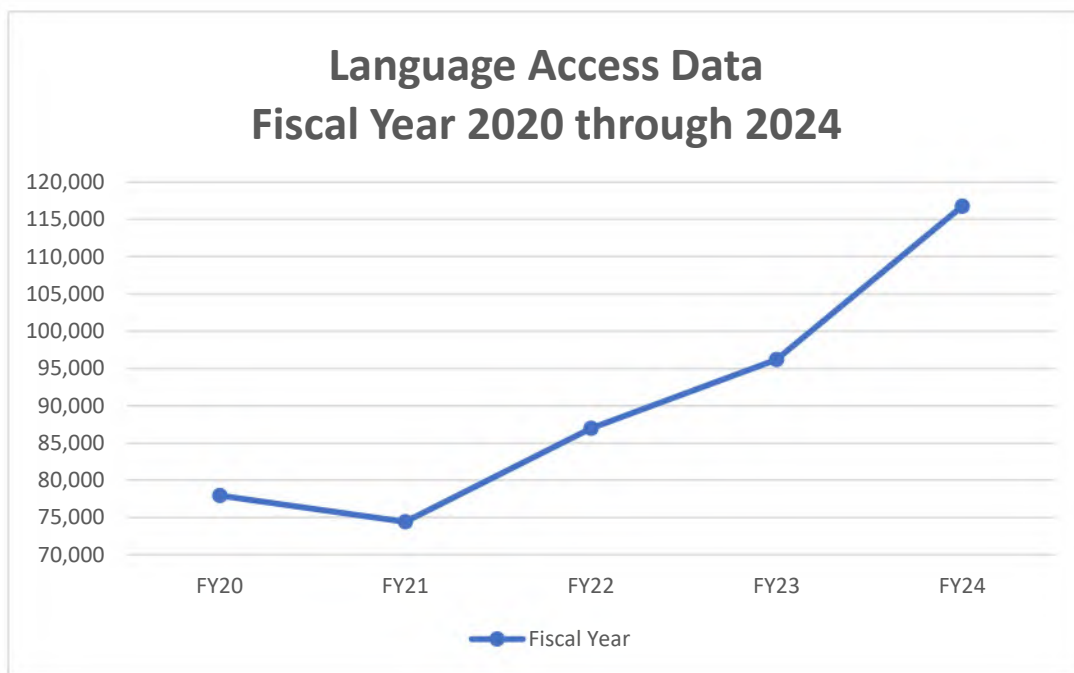
In Fiscal Year 2024, there were 116,762 events requiring language access. Compared to Fiscal Year 2023, events requiring language access increased by 21.4 percent. OLA continues to serve a more diversified party population. Colorado has seen an increase in the refugee population and immigrants from Venezuela and Colombia. The courts saw an increase in Languages Other Than Spanish ("LOTS") needs, in particular African and Indigenous languages, Burmese and Chuukese. This trend in increased language services is likely to continue.

Additionally, the Judicial Branch has seen an increase in jury trials and long hearings that require in-person interpreters. There has also been an increase in traffic matters, Dependency and Neglect matters and FED (eviction) hearings proceeding where an interpreter is needed. These long hearings require multiple interpreters to prevent interpreter fatigue and for certain languages, relay interpretation is needed when no

Office of Language Access

interpreter is available to interpret in a language into English, but one can interpret the needed language into another language for which there is an available interpreter. For example, an interpreter may interpret from Cora to Spanish and another interpreter is needed to interpret from Spanish to English.

Furthermore, there has been an increase in need for interpreters for out of court matters such as mediations and court-ordered mental health assessments. Interpreters are also used in competency and problem solving courts. Interpreters play a critical role in both helping the client speak with the aid of the interpreter and understand the statements of the other participants to create a network of support needed to succeed in these courts and programs.



**Table 40:
Number of Events Requiring Language Access by Language**

Judicial District	Spanish	Chuukese	Vietnamese	Mandarin	Arabic	Russian	Burmese	French	Nepali	Amharic	Grand Total	Remaining Events with Interpreters	Count of Language Description
1	5256	67	133	84	30	70	17	22	19	9	5707	331	6038
2	6806	80	162	73	132	61	71	41	50	74	7550	574	8124
3	215					1		2			218	9	227
4	10252	4	115	63	80	61	44	36	22	8	10685	1262	11947
5	6348		5	14	6	38	6	44	2		6463	125	6588
6	747			9	7			17			780	144	924
7	2939		12			4					2955	608	3563
8	4116		24	42	106	7	28	5	4		4332	709	5041
9	5403		6	14	4	3					5430	18	5448
10	1201		14			4		13		2	1234	140	1374
11	342		6			3			3		354	35	389
12	917			9	2	2					930	34	964
13	2128		4	1	4	3	3	1			2144	206	2350
14	2255		15	8				3			2281	30	2311
15	319					3					322	21	343
16	320			9					4		333	40	373
17	18884	139	102	70	63	98	33	20	53	13	19475	665	20140
18	16821	118	142	288	271	336	103	97	202	244	18622	1575	20197
19	11426	477	14	31	44	33	131	86	33	13	12288	940	13228
20	5223		30	34	20	36	4	25	21		5393	252	5645
21	1239		9	25		6		1			1280	68	1348
22	150										150	50	200
TOTAL	103307	885	793	774	769	769	440	413	413	363	108926	7836	116762



**Section VIII:
Financial Information**

Photo Credit: Sherry Foco

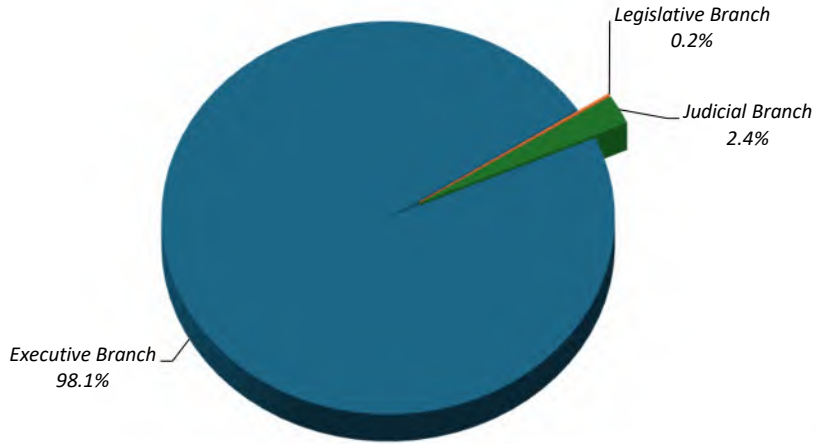
Financial Information

The fiscal year (FY) 2023-24 Judicial Department (Courts and Probation) budget was \$710.6 million total funds (including \$467.1 million General Fund, \$190.3 million cash funds, \$48.8 million reappropriated funds, and \$4.4 million federal funds) and 4,093.5 full-time equivalent staff. This reflects an 8.2 percent (\$54.0 million) increase from FY 2022-23. This increase is primarily driven by the following: \$20.6 million for central appropriations, \$2.4 million for 48-hour bond hearings, \$2.3 million for county courthouse infrastructure, and \$1.0 million for implementation of the department’s workplace culture initiative. In FY 2023-24, personnel costs totaling \$446.1 million total funds comprised the largest portion of the department’s budget. Employee benefits accounted for \$84.2 million; operating costs accounted for \$12.7 million; victims’ compensation and assistance programs accounted for \$32.4 million; offender treatment and services accounted for \$40.2 million; and mandated court costs including court interpreter costs, court appointed counsel, and jury costs accounted for \$21.4 million. The remaining funding was appropriated to various other programs including federal programs and grants, training, courthouse furnishings, leased space, and other miscellaneous items.

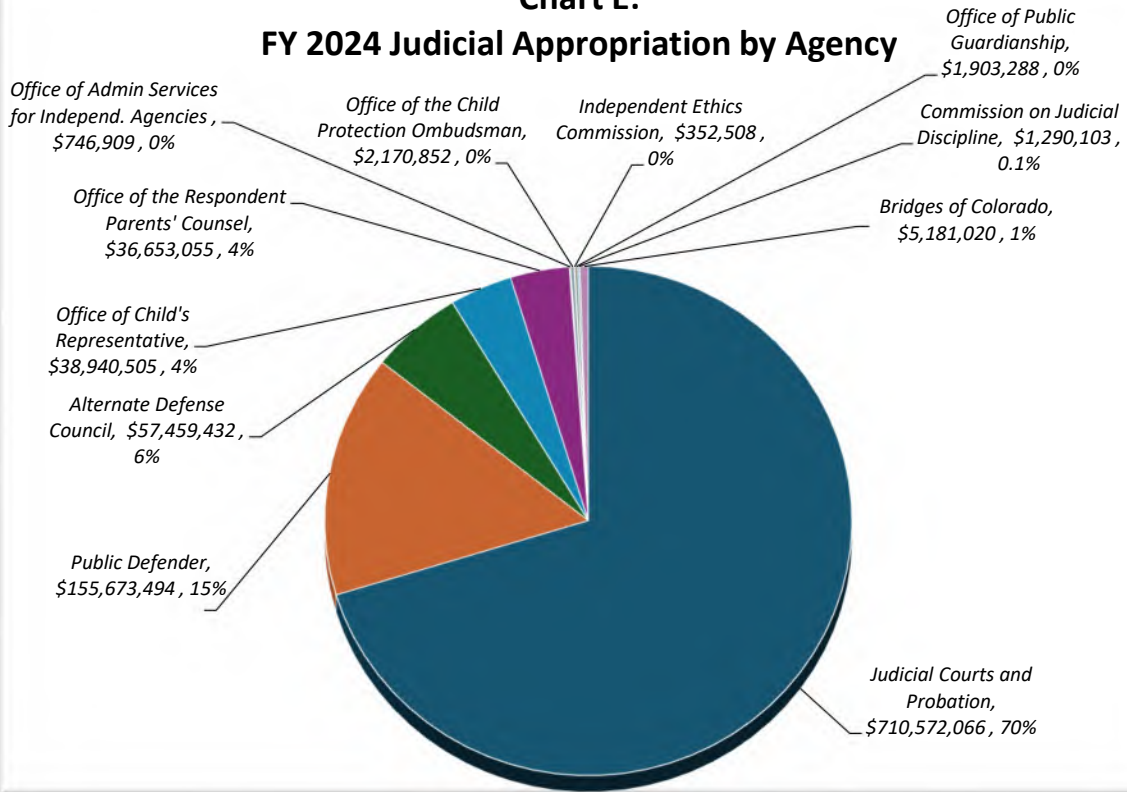
FY2024 Total Funds (millions)		
Personal Services (non-Judge)	\$376,236,200	52.9%
Personal Services (Judge)	69,867,561	9.8%
Benefits	84,202,140	11.8%
Operating	12,658,172	1.8%
Mandated Costs/Interpreter Costs	21,440,649	3.0%
Victims Comp/Assistance	32,425,000	4.6%
Offender Treatment and Services Funding	40,220,602	5.7%
Federal Funds & Other Grants	8,500,000	1.2%
Other	65,021,742	9.2%
Total Funds	\$710,572,066	100%

The Judicial Branch is comprised of the Judicial Department (Courts and Probation), the Office of the Public Defender, the Office of the Alternate Defense Counsel, the Office of the Child’s Representative, the Office of the Respondent Parents’ Counsel, the Office of the Child Protection Ombudsman, the Independent Ethics Commission, the Office of Public Guardianship, Bridges of Colorado, the Office of Administrative Services for Independent Agencies, and District Attorney Mandated Costs. The total FY 2023-24 appropriation was \$1.0 billion total funds, representing 2.4 percent of the State of Colorado’s operating budget. The FY 2023-24 Courts and Probation appropriation of \$710.6 million total funds represents 1.7 percent of the State’s operating budget.

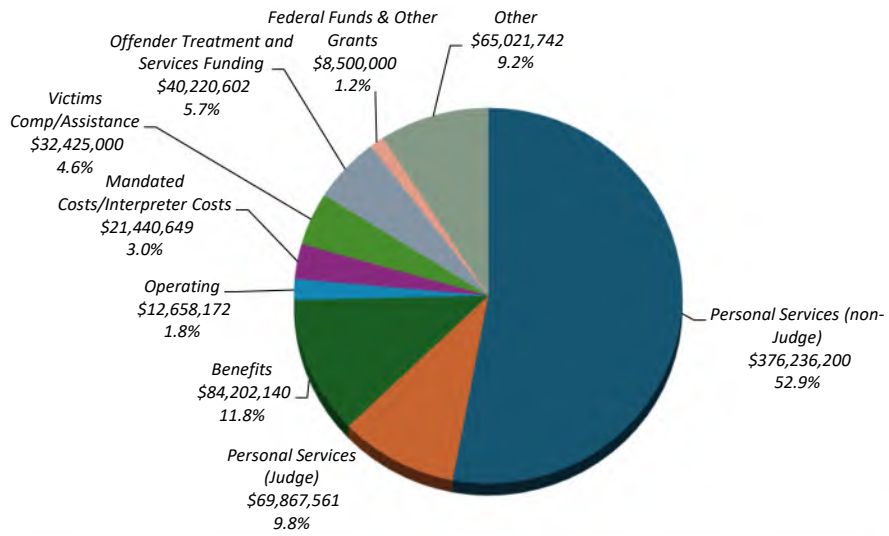
**Chart D:
FY 2024 Total Appropriation
(All Funds)**



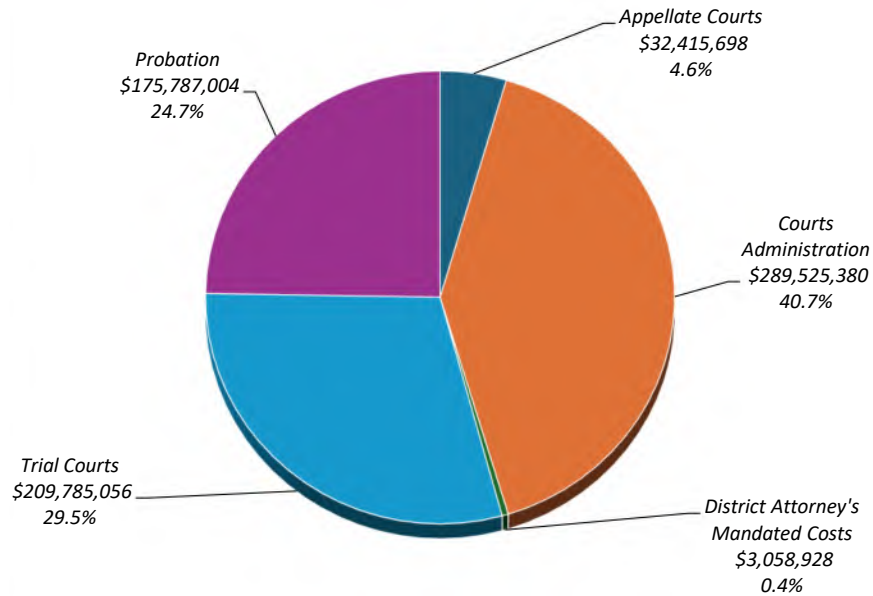
**Chart E:
FY 2024 Judicial Appropriation by Agency**



**Chart F:
FY 2024 Judicial Appropriation by Major Cost Category**



**Chart G:
FY 2024 Judicial Appropriation Major Function**



Collections and Revenue

In Fiscal Year 2024, the state courts throughout Colorado processed \$206 million in revenue. Over fifty different statutory funds and purposes are supported by these revenues, including the General Fund, Highway Users Trust Fund, Judicial Stabilization Fund, Correctional Treatment Cash Fund, Offender Services Fund, and many others. Specifically, \$23.6 million was received by the Department and transferred to other state departments for treatment, rehabilitation and other social services programs administered by the State. Over \$5 million was received by the Department and transferred to municipal and county governments, and the Division of Motor Vehicles, to support local programs and operations. \$57.8 million (28%) of the total revenue went to crime victim related programs, including \$41.6 million in restitution and interest for victims of crime.

Restitution recovery remains a priority for the Colorado courts. Included in this annual report are tables that show, by judicial district, restitution collections over the last four years, as well as total amounts assessed in restitution and funds paid to-date toward those obligations for sentences during Fiscal Years 2020 through 2024 (5 years).

The Collections Program is a statewide, cash funded program focused on client success and victim reparation through restitution. A collection investigator is available to assist every person with a balance due to the court through traffic or criminal assessments, with the focus on the individual person's ability to pay. Approximately 93% of cases with financial assessments require the services of a Collections Investigator, who provide flexible payment options along with education about budgeting and financial management strategies to support financial stability.

The Office of Restitution Services (ORS) continues to support victims who are owed court-ordered restitution. The [ORS web page](#) is maintained to answer general questions and provide easy contact with the office staff. Staff focuses on answering case-specific questions, offers training and support to a wide variety of audiences, and generates semi-annual restitution statements upon victim request.

**Table 41:
Colorado Judicial Department
Collections and Revenue**

CATEGORY	FY24
GENERAL FUND	
Civil Action Tax and General Fund Civil Fees	\$ 338,923
Miscellaneous Criminal Costs, Forfeitures, and Related	\$ 2,253,919
Miscellaneous Fees/Revenue	\$ 1,656,222
Public Defender Fees	\$ 469,231
Seized Asset Forfeitures: 1% Statutory Share	\$ 5,805
Victims Assistance (General Fund Portion)	\$ 50,900
Subtotal	\$ 4,775,000
Percentage of Total	2%
HIGHWAY USERS TRUST FUND	
D.U.I. Fines (HUTF Portion)	\$ 1,397,931
Highway Construction Workers Safety Fund	\$ 18,254
Traffic Fines & Forfeits	\$ 7,364,269
Wildlife Crossing Zones Safety Account	\$ 350
Subtotal	\$ 8,780,804
Percentage of Total	4%
VICTIM RESTITUTION AND PROGRAM FUNDS	
Restitution (Reimbursements to Victims of Crime for Losses Incurred)	\$ 36,909,727
Interest on Restitution (Reimbursements to Victims of Crime for Losses Incurred)	\$ 4,691,851
Victim Address Confidentiality Surcharges (for Department of Personnel & Admin)	\$ 153,821
Victim Assistance Surcharges* (for Local and State Victims Assistance Grant Programs)	\$ 10,416,520
Victim Compensation Costs* (for Local Victims Compensation Programs)	\$ 5,641,169
Subtotal	\$ 57,813,088
Percentage of Total	28%

OTHER SPECIAL PURPOSES AND FUNDS

Adolescent Substance Abuse Surcharges (for Div. of Alcohol & Drug Abuse)	\$ 7,265
Alcohol Evaluation/Supervision Fees	\$ 2,960,689
Animal Cruelty Surcharges (for Dept. of Agriculture)	\$ 1,380
Child Abuse Investigation Surcharge (for Div. of Criminal Justice)	\$ 345,149
Collaborative Management Incentive Fund (for Dept. of Human Services; divorce fees)	\$ 2,807,720
Colorado Children's Trust Fund (for Dept. of Public Health and Environment)	\$ 365,891
Commercial Vehicle Enterprise Tax Fund (for Dept. of Revenue - Share of Excess Vehicle Wgt Penalties)	\$ 71,676
Correctional Treatment Cash Fund (for Various Criminal Justice Agencies)	\$ 6,098,186
Court Security Fund	\$ 1,969,578
Crimes Against At-Risk Persons Surcharge (for Dept. of Human Services)	\$ 41,251
Disabled Parking Education and Enforcement Fund (for Dept. of Revenue)	\$ 8,115
Discovery Sharing Surcharges (for Colorado District Attorneys Council)	\$ 80,464
Displaced Homemaker Fee (for Dept. of Labor and Employment)	\$ 106,256
Domestic Abuse Program Fund (for Dept. of Human Services)	\$ 153,724
Family Friendly Courts Surcharge	\$ 207,345
Family Violence Justice Fund	\$ 168,507
Fines - Parks and Outdoor Recreation Fund	\$ 31,582
Fines - Wildlife Cash Fund	\$ 73,692
Interstate Compact Probation Transfer Cash Fund	\$ 151,761
Judicial Information Technology Fund	\$ 28,950,745
Judicial Performance Fund	\$ 465,590
Judicial Stabilization Fund	\$ 33,084,016
Justice Center Fund	\$ 16,600,692
Law Enforcement Assistance Fund (for Dept. of Health and Environment, Transportation Safety, Human Services)	\$ 1,073,954
Misc. Cost Recoveries (Various Trial Court and Probation costs recovered)	\$ 1,298,831
Municipalities & Counties Share of Fees & Fines Collected	\$ 5,130,047
Offender ID Fund (for Dept. of Public Safety)	\$ 512,614
Office of Dispute Resolution Fund	\$ 5,290
Office of Restitution Services, Judicial Collections Enhancement Fund	\$ 7,753,015
Persistent Drunk Driver Surcharge (for Dept. of Transportation, Revenue, Human Services)	\$ 1,351,197
Probation Supervision Fees (Judicial Offender Services Fund)	\$ 19,914,070
Restorative Justice Surcharge	\$ 697,038
Rural Alcohol and Substance Abuse Fund (for Dept. of Human Services)	\$ 78,042
Sex Offender Surcharge Fund (for Various Criminal Justice Agencies)	\$ 751,019
Substance-Affected Driving Data	\$ 19,831
Supreme Court Law Library Fund	\$ 247,816
Tax - Vital Statistics (for Dept. of Public Health and Environment)	\$ 84,089
Traumatic Brain Injury Surcharges (for Dept. of Human Services)	\$ 849,218
Useful Public Service Fees Collected (Judicial Operated Programs only)	\$ 145,537
Subtotal	\$ 134,662,880
Percentage of Total	65%
TOTAL ALL CATEGORIES	\$ 206,031,771

* Victim Assistance and Victim Compensation totals exclude Federal grant funds, state general funds, and restitution received in these funds.

Chart H: Restitution Collections (Principal Only)

District	County / Location	FY24 - Location	FY24 - District	FY23- Location	FY23- District	FY22 - Location	FY22 - District	FY21 - Location	FY21- District
1	Gilpin (Central City)	\$ 49,751	\$ 2,805,472	\$ 59,113	\$ 3,647,354	\$ 70,308	\$ 3,359,731	\$ 75,966	\$ 2,732,802
	Jefferson (Golden)	\$ 2,755,722		\$ 3,588,241		\$ 3,289,423		\$ 2,656,836	
2	Denver (District)	\$ 3,594,184	\$ 3,971,240	\$ 6,388,054	\$ 6,950,048	\$ 3,312,837	\$ 3,583,900	\$ 3,998,768	\$ 4,294,631
	Denver (Juvenile)	\$ 377,055		\$ 561,994		\$ 271,063		\$ 295,863	
3	Huerfano (Walsenburg)	\$ 27,938	\$ 124,407	\$ 33,983	\$ 111,445	\$ 227,128	\$ 294,291	\$ 33,422	\$ 100,510
	Las Animas (Trinidad)	\$ 96,469		\$ 77,462		\$ 67,162		\$ 67,089	
4	El Paso (Colo. Springs)	\$ 5,589,222	\$ 5,695,817	\$ 6,572,931	\$ 6,728,313	\$ 5,352,941	\$ 5,469,806	\$ 5,085,991	\$ 5,207,587
	Teller (Cripple Creek)	\$ 106,594		\$ 155,382		\$ 116,864		\$ 121,596	
5	Clear Creek (Georgetown)	\$ 54,342	\$ 816,648	\$ 76,497	\$ 1,058,808	\$ 34,986	\$ 848,920	\$ 51,903	\$ 1,002,099
	Eagle	\$ 505,117		\$ 656,976		\$ 416,137		\$ 566,353	
	Eagle (Basalt)	\$ 32,367		\$ 67,617		\$ -		\$ 55,866	
	Lake (Leadville)	\$ 216,520		\$ 250,625		\$ 50,309		\$ 324,155	
	Summit (Breckenridge)	\$ 8,302		\$ 7,093		\$ 347,488		\$ 3,822	
6	Archuleta (Pagosa Springs)	\$ 68,071	\$ 383,836	\$ 103,260	\$ 404,290	\$ 69,529	\$ 333,804	\$ 53,143	\$ 729,100
	La Plata (Durango)	\$ 299,075		\$ 294,127		\$ 254,961		\$ 674,718	
	San Juan (Silverton)	\$ 16,690		\$ 6,903		\$ 9,314		\$ 1,239	
7	Delta	\$ 126,265	\$ 482,942	\$ 264,831	\$ 665,800	\$ 86,919	\$ 585,360	\$ 78,435	\$ 520,826
	Gunnison	\$ 55,309		\$ 86,324		\$ 51,191		\$ 178,153	
	Hinsdale (Lake City)	\$ 1,409		\$ 8,945		\$ 134		\$ 2,647	
	Montrose	\$ 274,732		\$ 217,860		\$ 409,303		\$ 183,818	
	Montrose (Nucla)	\$ 9,626		\$ 37,460		\$ 21,371		\$ 52,252	
	Ouray	\$ 13,658		\$ 47,482		\$ 15,575		\$ 24,801	
	San Miguel (Telluride)	\$ 1,942		\$ 2,897		\$ 868		\$ 720	
8	Jackson (Walden)	\$ 12,402	\$ 1,833,852	\$ 21,555	\$ 2,602,452	\$ 5,670	\$ 1,765,398	\$ 5,036	\$ 1,636,512
	Larimer (Ft. Collins)	\$ 1,712,782		\$ 2,433,941		\$ 1,645,053		\$ 1,541,660	
	Larimer (Loveland)	\$ 108,667		\$ 146,955		\$ 114,675		\$ 89,816	
9	Carter (Greenwood Springs)	\$ 286,949	\$ 392,531	\$ 383,562	\$ 575,122	\$ 219,050	\$ 423,290	\$ 301,811.5	\$ 447,400.9
	Garfield (Rifle)	\$ 94,885		\$ 128,279		\$ 165,626		\$ 105,550.6	
	Pitkin (Aspen)	\$ 17,664		\$ 25,141		\$ 15,845		\$ 20,062.2	
	Rio Blanco (Meeker)	\$ 15,497		\$ 21,359		\$ 16,811		\$ 15,585.0	
	Rio Blanco (Rangely)	\$ 7,536		\$ 16,781		\$ 5,959		\$ 4,391.5	
10	Pueblo	\$ 1,166,560	\$ 1,166,560	\$ 1,158,977	\$ 1,158,977	\$ 728,826	\$ 728,826	\$ 790,802	\$ 790,802
11	Chaffee (Salida)	\$ 141,977	\$ 362,784	\$ 176,467	\$ 493,740	\$ 134,574	\$ 404,136	\$ 108,985	\$ 362,473
	Custer (Westcliffe)	\$ 14,190		\$ 15,575		\$ 17,317		\$ 10,997	
	Fremont (Canon City)	\$ 163,541		\$ 221,935		\$ 195,190		\$ 177,726	
	Park (Fairplay)	\$ 43,076		\$ 79,762		\$ 57,054		\$ 64,765	
12	Alamosa	\$ 110,201	\$ 279,453	\$ 176,181	\$ 406,650	\$ 150,174	\$ 240,926	\$ 135,648	\$ 284,388
	Conejos	\$ 26,763		\$ 46,626		\$ 26,166		\$ 34,728	
	Costilla (San Luis)	\$ 26,858		\$ 28,979		\$ 11,308		\$ 19,057	
	Mineral (Creede)	\$ 4,059		\$ 8,239		\$ 5,586		\$ 2,170	
	Rio Grande (Del Norte)	\$ 68,627		\$ 90,519		\$ 34,047		\$ 51,336	
	Saguache	\$ 42,945		\$ 56,107		\$ 13,645		\$ 41,449	
13	Kit Carson (Burlington)	\$ 28,149	\$ 455,294	\$ 19,388	\$ 396,798	\$ 41,769	\$ 557,774	\$ 26,518	\$ 463,769
	Logan (Sterling)	\$ 108,930		\$ 122,127		\$ 148,843		\$ 125,736	
	Morgan (Ft. Morgan)	\$ 249,081		\$ 187,215		\$ 271,530		\$ 219,425	
	Phillips (Holyoke)	\$ 23,989		\$ 22,906		\$ 15,405		\$ 33,515	
	Sedgwick (Julesburg)	\$ 8,289		\$ 7,749		\$ 14,558		\$ 9,343	
	Washington (Akron)	\$ 12,211		\$ 21,355		\$ 10,743		\$ 11,407	
	Yuma (Wray)	\$ 24,646		\$ 16,059		\$ 54,925		\$ 37,825	
14	Grant (Hot Sulphur Springs)	\$ 118,546	\$ 328,747	\$ 122,564	\$ 431,377	\$ 154,249	\$ 336,696	\$ 116,843	\$ 266,242
	Moffat (Craig)	\$ 79,450		\$ 108,690		\$ 71,787		\$ 84,874	
	Routt (Steamboat)	\$ 130,751		\$ 200,124		\$ 110,660		\$ 64,525	
15	Baca (Springfield)	\$ 16,411	\$ 237,140	\$ 29,876	\$ 112,307	\$ 10,035	\$ 94,874	\$ 14,580	\$ 89,885
	Cheyenne (Cheyenne Wells)	\$ 147,798		\$ 14,185		\$ 10,416		\$ 2,771	
	Kiowa (Eads)	\$ 5,042		\$ 2,389		\$ 13,423		\$ 4,214	
	Prowers (Lamar)	\$ 67,888		\$ 65,857		\$ 61,000		\$ 68,320	
16	Bent (Las Animas)	\$ 22,308	\$ 134,029	\$ 26,491	\$ 198,937	\$ 14,616	\$ 118,052	\$ 24,767	\$ 127,680
	Crowley (Ordway)	\$ 6,556		\$ 15,743		\$ 8,242		\$ 11,935	
	Otero (Lajunta)	\$ 105,165		\$ 156,703		\$ 95,195		\$ 90,978	
17	Adams (Brighton)	\$ 3,145,066	\$ 3,411,504	\$ 3,737,415	\$ 4,066,329	\$ 3,064,454	\$ 3,373,108	\$ 2,627,485	\$ 2,874,008
	Broomfield County	\$ 266,439		\$ 328,914		\$ 308,654		\$ 246,523	
18	Arapahoe	\$ 4,097,550	\$ 5,825,843	\$ 3,943,987	\$ 5,852,494	\$ 2,814,831	\$ 4,406,323	\$ 3,484,960	\$ 8,117,894
	Douglas (Castle Rock)	\$ 1,630,495		\$ 1,786,981		\$ 1,504,661		\$ 4,536,236	
	Elbert (Kiowa)	\$ 41,050		\$ 59,470		\$ 46,253		\$ 65,064	
	Lincoln (Hugo)	\$ 56,748		\$ 62,055		\$ 40,578		\$ 31,633	
19	Weid (Greeley)	\$ 5,450,160	\$ 5,450,160	\$ 2,010,733	\$ 2,010,733	\$ 1,671,709	\$ 1,671,709	\$ 1,372,636	\$ 1,372,636
20	Boulder	\$ 1,269,962	\$ 1,340,257	\$ 1,632,604	\$ 1,750,411	\$ 1,384,637	\$ 1,454,472	\$ 1,522,995	\$ 1,621,291
	Boulder (Longmont)	\$ 70,295		\$ 117,807		\$ 69,836		\$ 98,296	
21	Mesa (Grand Junction)	\$ 1,218,669	\$ 1,218,669	\$ 1,480,272	\$ 1,480,272	\$ 1,288,168	\$ 1,288,168	\$ 1,017,135	\$ 1,017,135
22	Dolores (Dove Creek)	\$ 24,075	\$ 192,543	\$ 20,192	\$ 267,160	\$ 10,830	\$ 172,927	\$ 9,846	\$ 206,719
	Montezuma (Cortez)	\$ 168,468		\$ 246,968		\$ 162,098		\$ 196,873	
Statewide Totals			\$ 36,909,727		\$ 41,369,818		\$ 31,512,491		\$ 34,266,390

Note: Excludes Interest

**Chart I:
Restitution Assessments and Totals Collected to Date**

District	Category	FY20 Cases with Restitution Orders	FY20 Cases Paid in Full	FY20 % Cases Paid in Full	FY20 Restitution Assessed	FY20 Paid to Date	FY20 % Dollars Paid to Date
1	a. \$1,000 or less	427	290	68%	\$ 186,058	\$ 133,672	72%
	b. \$1,001 - \$5,000	220	118	54%	\$ 496,060	\$ 301,520	61%
	c. \$5,001 - \$25,000	105	52	50%	\$ 1,036,651	\$ 640,821	62%
	d. \$25,000 - \$100,000	14	5	36%	\$ 657,816	\$ 200,739	31%
	e. \$100,001 - \$1,000,000	5	1	20%	\$ 1,400,316	\$ 262,979	19%
	f. Over \$1,000,000	-	-	0%	\$ -	\$ -	0%
	1 Total	771	466	60%	\$ 3,776,901	\$ 1,539,731	41%
2	a. \$1,000 or less	312	147	91%	\$ 145,827	\$ 72,409	86%
	b. \$1,001 - \$5,000	302	87	56%	\$ 736,815	\$ 282,485	84%
	c. \$5,001 - \$25,000	183	33	74%	\$ 1,901,001	\$ 440,574	85%
	d. \$25,000 - \$100,000	33	5	16%	\$ 1,452,750	\$ 293,602	22%
	e. \$100,001 - \$1,000,000	13	2	15%	\$ 3,401,683	\$ 405,425	12%
	f. Over \$1,000,000	1	-	0%	\$ 1,347,176	\$ 250	0%
	2 Total	844	274	32%	\$ 8,985,252	\$ 1,494,745	16%
3	a. \$1,000 or less	17	11	65%	\$ 5,465	\$ 4,027	74%
	b. \$1,001 - \$5,000	10	5	50%	\$ 20,395	\$ 11,018	54%
	c. \$5,001 - \$25,000	8	2	25%	\$ 85,684	\$ 37,164	43%
	e. \$100,001 - \$1,000,000	-	-	0%	\$ -	\$ -	0%
	3 Total	35	18	51%	\$ 111,544	\$ 52,209	47%
4	a. \$1,000 or less	885	545	62%	\$ 353,267	\$ 231,191	65%
	b. \$1,001 - \$5,000	689	306	44%	\$ 1,551,575	\$ 785,686	51%
	c. \$5,001 - \$25,000	313	58	19%	\$ 3,311,588	\$ 863,843	26%
	d. \$25,000 - \$100,000	52	7	13%	\$ 2,403,928	\$ 419,588	17%
	e. \$100,001 - \$1,000,000	15	-	0%	\$ 3,058,022	\$ 114,889	4%
	f. Over \$1,000,000	3	-	0%	\$ 18,495,757	\$ 807	0%
	4 Total	1,957	916	47%	\$ 29,174,137	\$ 2,416,003	8%
5	a. \$1,000 or less	99	80	81%	\$ 44,899	\$ 36,268	81%
	b. \$1,001 - \$5,000	43	29	67%	\$ 103,157	\$ 80,251	78%
	c. \$5,001 - \$25,000	20	9	45%	\$ 205,925	\$ 99,398	48%
	d. \$25,000 - \$100,000	10	6	60%	\$ 618,681	\$ 454,193	73%
	e. \$100,001 - \$1,000,000	-	-	0%	\$ -	\$ -	0%
	f. Over \$1,000,000	-	-	0%	\$ -	\$ -	0%
	5 Total	172	124	72%	\$ 972,662	\$ 670,111	69%
6	a. \$1,000 or less	66	45	68%	\$ 30,147	\$ 23,185	77%
	b. \$1,001 - \$5,000	40	30	75%	\$ 93,826	\$ 68,489	73%
	c. \$5,001 - \$25,000	13	6	46%	\$ 110,202	\$ 61,808	56%
	d. \$25,000 - \$100,000	1	-	0%	\$ 43,752	\$ -	0%
	e. \$100,001 - \$1,000,000	-	-	0%	\$ -	\$ -	0%
	6 Total	120	81	68%	\$ 277,928	\$ 153,482	55%

Chart I: Restitution Assessments and Totals Collected to Date

District	Category	FY20 Cases with Restitution Orders	FY20 Cases Paid in Full	FY20 % Cases Paid in Full	FY20 Restitution Assessed	FY20 Paid to Date	FY20 % Dollars Paid to Date
7	a. \$1,000 or less	67	50	75%	\$ 23,671	\$ 18,373	78%
	b. \$1,001 - \$5,000	40	25	63%	\$ 82,156	\$ 54,412	66%
	c. \$5,001 - \$25,000	13	4	31%	\$ 141,470	\$ 40,235	28%
	d. \$25,000 - \$100,000	2	1	50%	\$ 61,630	\$ 39,860	65%
	e. \$100,001 - \$1,000,000	-	-	0%	\$ -	\$ -	0%
	7 Total	122	80	66%	\$ 308,926	\$ 152,879	49%
8	a. \$1,000 or less	327	240	73%	\$ 129,675	\$ 101,582	78%
	b. \$1,001 - \$5,000	165	83	50%	\$ 397,456	\$ 231,445	58%
	c. \$5,001 - \$25,000	60	22	37%	\$ 645,006	\$ 261,288	41%
	d. \$25,000 - \$100,000	10	-	0%	\$ 370,554	\$ 31,676	9%
	e. \$100,001 - \$1,000,000	1	-	0%	\$ 309,832	\$ 2,164	1%
	f. Over \$1,000,000	1	-	0%	\$ 1,611,879	\$ 38,413	2%
	8 Total	564	345	61%	\$ 3,464,402	\$ 666,568	19%
9	a. \$1,000 or less	62	47	76%	\$ 26,966	\$ 22,029	82%
	b. \$1,001 - \$5,000	47	26	55%	\$ 113,922	\$ 68,798	60%
	c. \$5,001 - \$25,000	7	3	43%	\$ 92,178	\$ 21,192	23%
	d. \$25,000 - \$100,000	7	1	14%	\$ 249,523	\$ 52,158	21%
	e. \$100,001 - \$1,000,000	1	-	0%	\$ 125,000	\$ 100,067	80%
	9 Total	124	77	62%	\$ 607,589	\$ 264,245	43%
10	a. \$1,000 or less	162	103	64%	\$ 76,135	\$ 52,790	69%
	b. \$1,001 - \$5,000	94	40	43%	\$ 215,299	\$ 113,432	53%
	c. \$5,001 - \$25,000	32	7	22%	\$ 324,853	\$ 109,921	34%
	d. \$25,000 - \$100,000	2	-	0%	\$ 79,860	\$ 7,295	9%
	e. \$100,001 - \$1,000,000	-	-	0%	\$ -	\$ -	0%
	f. Over \$1,000,000	-	-	0%	\$ -	\$ -	0%
	10 Total	290	150	52%	\$ 696,147	\$ 283,437	41%
11	a. \$1,000 or less	92	59	64%	\$ 30,109	\$ 20,903	69%
	b. \$1,001 - \$5,000	45	23	51%	\$ 123,209	\$ 71,957	58%
	c. \$5,001 - \$25,000	12	5	42%	\$ 123,155	\$ 60,379	49%
	d. \$25,000 - \$100,000	1	-	0%	\$ 27,967	\$ -	0%
	e. \$100,001 - \$1,000,000	-	-	0%	\$ -	\$ -	0%
	11 Total	150	87	58%	\$ 304,440	\$ 153,239	50%
12	a. \$1,000 or less	77	51	66%	\$ 25,254	\$ 16,340	65%
	b. \$1,001 - \$5,000	29	16	55%	\$ 66,567	\$ 40,965	62%
	c. \$5,001 - \$25,000	12	2	17%	\$ 130,788	\$ 36,414	28%
	d. \$25,000 - \$100,000	5	1	20%	\$ 189,725	\$ 38,243	20%
	f. Over \$1,000,000	-	-	0%	\$ -	\$ -	0%
	12 Total	123	70	57%	\$ 412,333	\$ 131,961	32%
13	a. \$1,000 or less	55	37	67%	\$ 24,105	\$ 16,443	68%
	b. \$1,001 - \$5,000	29	17	59%	\$ 71,763	\$ 57,479	80%
	c. \$5,001 - \$25,000	17	6	35%	\$ 158,304	\$ 85,821	54%
	d. \$25,000 - \$100,000	1	1	100%	\$ 45,000	\$ 45,000	100%
	e. \$100,001 - \$1,000,000	2	-	0%	\$ 285,610	\$ 6,908	2%
	13 Total	104	61	59%	\$ 584,782	\$ 211,651	36%

**Chart I:
Restitution Assessments and Totals Collected to Date**

District	Category	FY20 Cases with Restitution Orders	FY20 Cases Paid in Full	FY20 % Cases Paid in Full	FY20 Restitution Assessed	FY20 Paid to Date	FY20 % Dollars Paid to Date
14	a. \$1,000 or less	61	53	87%	\$ 18,453	\$ 15,239	83%
	b. \$1,001 - \$5,000	23	13	57%	\$ 53,737	\$ 32,165	60%
	c. \$5,001 - \$25,000	6	2	33%	\$ 46,129	\$ 18,374	40%
	d. \$25,000 - \$100,000	1	-	0%	\$ 30,886	\$ 15,242	49%
	e. \$100,001 - \$1,000,000	2	-	0%	\$ 1,120,275	\$ 9,658	1%
	14 Total	93	68	73%	\$ 1,269,480	\$ 90,678	7%
15	a. \$1,000 or less	62	49	79%	\$ 12,955	\$ 11,526	89%
	b. \$1,001 - \$5,000	20	11	55%	\$ 43,912	\$ 26,552	60%
	c. \$5,001 - \$25,000	3	1	33%	\$ 41,395	\$ 15,183	37%
	d. \$25,000 - \$100,000	-	-	0%	\$ -	\$ -	0%
	e. \$100,001 - \$1,000,000	-	-	0%	\$ -	\$ -	0%
	15 Total	85	61	72%	\$ 98,261	\$ 53,261	54%
16	a. \$1,000 or less	29	13	45%	\$ 10,022	\$ 5,878	59%
	b. \$1,001 - \$5,000	14	5	36%	\$ 33,593	\$ 15,415	46%
	c. \$5,001 - \$25,000	5	2	40%	\$ 53,330	\$ 20,675	39%
	d. \$25,000 - \$100,000	3	-	0%	\$ 95,398	\$ 11,890	12%
	e. \$100,001 - \$1,000,000	1	-	0%	\$ 631,041	\$ 1,250	0%
	16 Total	52	20	38%	\$ 823,385	\$ 55,108	7%
17	a. \$1,000 or less	451	291	65%	\$ 218,591	\$ 152,238	70%
	b. \$1,001 - \$5,000	315	137	43%	\$ 791,496	\$ 392,493	50%
	c. \$5,001 - \$25,000	130	28	22%	\$ 1,416,817	\$ 480,447	34%
	d. \$25,000 - \$100,000	16	3	19%	\$ 725,692	\$ 204,759	28%
	e. \$100,001 - \$1,000,000	7	1	14%	\$ 1,545,496	\$ 228,521	15%
	f. Over \$1,000,000	-	-	0%	\$ -	\$ -	0%
	17 Total	919	460	50%	\$ 4,698,091	\$ 1,458,459	31%
18	a. \$1,000 or less	394	292	74%	\$ 191,283	\$ 144,173	75%
	b. \$1,001 - \$5,000	257	149	58%	\$ 621,717	\$ 403,177	65%
	c. \$5,001 - \$25,000	125	35	28%	\$ 1,332,177	\$ 522,745	39%
	d. \$25,000 - \$100,000	19	4	21%	\$ 867,991	\$ 236,726	27%
	e. \$100,001 - \$1,000,000	13	1	8%	\$ 2,273,491	\$ 410,024	18%
	f. Over \$1,000,000	2	-	0%	\$ 2,594,665	\$ 113,076	4%
	18 Total	810	481	59%	\$ 7,881,323	\$ 1,829,920	23%
19	a. \$1,000 or less	231	162	70%	\$ 98,444	\$ 70,659	72%
	b. \$1,001 - \$5,000	136	72	53%	\$ 321,764	\$ 194,376	60%
	c. \$5,001 - \$25,000	56	16	29%	\$ 550,329	\$ 251,127	46%
	d. \$25,000 - \$100,000	8	1	13%	\$ 369,772	\$ 71,321	19%
	e. \$100,001 - \$1,000,000	2	-	0%	\$ 339,945	\$ 19,074	6%
	f. Over \$1,000,000	-	-	0%	\$ -	\$ -	0%
	19 Total	433	251	58%	\$ 1,680,253	\$ 606,556	36%

**Chart I:
Restitution Assessments and Totals Collected to Date**

District	Category	FY20 Cases with Restitution Orders	FY20 Cases Paid in Full	FY20 % Cases Paid in Full	FY20 Restitution Assessed	FY20 Paid to Date	FY20 % Dollars Paid to Date
20	a. \$1,000 or less	192	127	66%	\$ 81,315	\$ 57,105	70%
	b. \$1,001 - \$5,000	124	57	46%	\$ 278,585	\$ 138,698	50%
	c. \$5,001 - \$25,000	52	16	31%	\$ 508,660	\$ 217,424	43%
	d. \$25,000 - \$100,000	11	1	9%	\$ 515,963	\$ 43,939	9%
	e. \$100,001 - \$1,000,000	4	1	25%	\$ 675,876	\$ 136,830	20%
	f. Over \$1,000,000	1	-	0%	\$ 3,115,363	\$ 2,484	0%
	20 Total	384	202	53%	\$ 5,175,762	\$ 596,480	12%
21	a. \$1,000 or less	283	200	71%	\$ 112,827	\$ 80,226	71%
	b. \$1,001 - \$5,000	127	71	56%	\$ 293,569	\$ 192,609	66%
	c. \$5,001 - \$25,000	42	12	29%	\$ 407,408	\$ 175,025	43%
	d. \$25,000 - \$100,000	6	1	17%	\$ 283,209	\$ 120,538	43%
	e. \$100,001 - \$1,000,000	1	-	0%	\$ 145,011	\$ 4,993	3%
	f. Over \$1,000,000	-	-	0%	\$ -	\$ -	0%
	21 Total	459	284	62%	\$ 1,242,023	\$ 573,390	46%
22	a. \$1,000 or less	31	25	81%	\$ 12,604	\$ 10,668	85%
	b. \$1,001 - \$5,000	20	11	55%	\$ 47,258	\$ 29,153	62%
	c. \$5,001 - \$25,000	8	4	50%	\$ 87,107	\$ 44,698	51%
	d. \$25,000 - \$100,000	1	-	0%	\$ 76,146	\$ 11,999	16%
	e. \$100,001 - \$1,000,000	1	-	0%	\$ 269,206	\$ 1,237	0%
	22 Total	61	40	66%	\$ 492,322	\$ 97,756	20%
	All	a. \$1,000 or less	4,382	2,917	67%	\$ 1,858,074	\$ 1,296,922
b. \$1,001 - \$5,000		2,789	1,331	48%	\$ 6,557,830	\$ 3,592,573	55%
c. \$5,001 - \$25,000		1,222	325	27%	\$ 12,710,155	\$ 4,504,558	35%
d. \$25,000 - \$100,000		203	37	18%	\$ 9,166,241	\$ 2,298,768	25%
e. \$100,001 - \$1,000,000		68	6	9%	\$ 15,580,803	\$ 1,704,019	11%
f. Over \$1,000,000		8	-	0%	\$ 27,164,840	\$ 155,030	1%
Statewide Total		8,672	4,616	53%	\$ 73,037,942	\$ 13,551,870	19%

**Chart I:
Restitution Assessments and Totals Collected to Date**

District	Category	FY21 Cases with Restitution Orders	FY21 Cases Paid in Full	FY21 % Cases Paid in Full	FY21 Restitution Assessed	FY21 Paid to Date	FY21 % Dollars Paid to Date
1	a. \$1,000 or less	283	200	71%	\$ 136,104	\$ 101,268	74%
	b. \$1,001 - \$5,000	178	89	50%	\$ 439,256	\$ 255,260	58%
	c. \$5,001 - \$25,000	88	32	36%	\$ 958,060	\$ 445,418	46%
	d. \$25,000 - \$100,000	15	6	40%	\$ 781,887	\$ 473,113	61%
	e. \$100,001 - \$1,000,000	3	-	0%	\$ 761,234	\$ 77,925	10%
	f. Over \$1,000,000	-	-	0%	\$ -	\$ -	0%
	1 Total	567	327	58%	\$ 3,076,541	\$ 1,352,985	44%
2	a. \$1,000 or less	210	106	88%	\$ 105,347	\$ 55,412	115%
	b. \$1,001 - \$5,000	270	83	58%	\$ 693,981	\$ 275,892	72%
	c. \$5,001 - \$25,000	134	12	9%	\$ 1,371,441	\$ 242,947	26%
	d. \$25,000 - \$100,000	31	6	19%	\$ 1,435,399	\$ 372,679	26%
	e. \$100,001 - \$1,000,000	9	1	11%	\$ 2,626,312	\$ 427,653	16%
	f. Over \$1,000,000	1	-	0%	\$ 2,341,406	\$ 25,649	1%
	2 Total	655	208	32%	\$ 8,573,886	\$ 1,400,233	16%
3	a. \$1,000 or less	33	27	82%	\$ 9,038	\$ 7,508	83%
	b. \$1,001 - \$5,000	7	3	43%	\$ 25,084	\$ 11,825	47%
	c. \$5,001 - \$25,000	5	1	20%	\$ 63,301	\$ 22,182	35%
	e. \$100,001 - \$1,000,000	-	-	0%	\$ -	\$ -	0%
	3 Total	45	31	69%	\$ 97,422	\$ 41,516	43%
4	a. \$1,000 or less	622	382	61%	\$ 258,502	\$ 165,275	64%
	b. \$1,001 - \$5,000	511	212	41%	\$ 1,221,188	\$ 561,869	46%
	c. \$5,001 - \$25,000	240	42	18%	\$ 2,538,002	\$ 604,997	24%
	d. \$25,000 - \$100,000	45	5	11%	\$ 2,062,290	\$ 480,470	23%
	e. \$100,001 - \$1,000,000	10	-	0%	\$ 2,620,574	\$ 55,320	2%
	f. Over \$1,000,000	-	-	0%	\$ -	\$ -	0%
	4 Total	1,428	641	45%	\$ 8,700,555	\$ 1,867,931	21%
5	a. \$1,000 or less	59	46	78%	\$ 29,339	\$ 23,991	82%
	b. \$1,001 - \$5,000	40	28	70%	\$ 90,476	\$ 69,665	77%
	c. \$5,001 - \$25,000	22	11	50%	\$ 251,962	\$ 172,191	68%
	d. \$25,000 - \$100,000	3	-	0%	\$ 113,599	\$ 42,223	37%
	e. \$100,001 - \$1,000,000	2	1	50%	\$ 403,092	\$ 156,833	39%
	f. Over \$1,000,000	-	-	0%	\$ -	\$ -	0%
	5 Total	126	86	68%	\$ 888,469	\$ 464,903	52%
6	a. \$1,000 or less	55	43	78%	\$ 21,119	\$ 15,461	73%
	b. \$1,001 - \$5,000	26	11	42%	\$ 68,001	\$ 36,669	54%
	c. \$5,001 - \$25,000	9	4	44%	\$ 99,621	\$ 64,219	64%
	d. \$25,000 - \$100,000	2	-	0%	\$ 104,345	\$ 174	0%
	e. \$100,001 - \$1,000,000	2	-	0%	\$ 712,298	\$ 455,652	64%
	6 Total	94	58	62%	\$ 1,005,383	\$ 572,175	57%

**Chart I:
Restitution Assessments and Totals Collected to Date**

District	Category	FY21 Cases with Restitution Orders	FY21 Cases Paid in Full	FY21 % Cases Paid in Full	FY21 Restitution Assessed	FY21 Paid to Date	FY21 % Dollars Paid to Date
7	a. \$1,000 or less	59	38	64%	\$ 26,057	\$ 17,110	66%
	b. \$1,001 - \$5,000	31	14	45%	\$ 71,158	\$ 41,160	58%
	c. \$5,001 - \$25,000	15	5	33%	\$ 159,889	\$ 59,881	37%
	d. \$25,000 - \$100,000	1	-	0%	\$ 331,406	\$ 59,485	18%
	e. \$100,001 - \$1,000,000	-	-	0%	\$ -	\$ -	0%
	7 Total	106	57	54%	\$ 588,509	\$ 177,635	30%
8	a. \$1,000 or less	314	220	70%	\$ 132,980	\$ 97,224	73%
	b. \$1,001 - \$5,000	160	79	49%	\$ 407,597	\$ 242,004	59%
	c. \$5,001 - \$25,000	57	13	23%	\$ 566,687	\$ 181,117	32%
	d. \$25,000 - \$100,000	7	2	29%	\$ 280,779	\$ 117,023	42%
	e. \$100,001 - \$1,000,000	3	-	0%	\$ 1,472,401	\$ 7,370	1%
	f. Over \$1,000,000	-	-	0%	\$ -	\$ -	0%
8 Total	541	314	58%	\$ 2,860,444	\$ 644,737	23%	
9	a. \$1,000 or less	44	36	82%	\$ 21,154	\$ 18,182	86%
	b. \$1,001 - \$5,000	47	27	57%	\$ 129,213	\$ 79,886	62%
	c. \$5,001 - \$25,000	19	5	26%	\$ 174,598	\$ 73,209	42%
	d. \$25,000 - \$100,000	1	1	100%	\$ 47,829	\$ 47,829	100%
	e. \$100,001 - \$1,000,000	1	-	0%	\$ 303,936	\$ 9,295	3%
	9 Total	112	69	62%	\$ 676,731	\$ 228,401	34%
10	a. \$1,000 or less	114	70	61%	\$ 52,022	\$ 30,316	58%
	b. \$1,001 - \$5,000	48	32	67%	\$ 115,451	\$ 81,051	70%
	c. \$5,001 - \$25,000	37	11	30%	\$ 383,467	\$ 164,070	43%
	d. \$25,000 - \$100,000	4	1	25%	\$ 126,891	\$ 27,914	22%
	e. \$100,001 - \$1,000,000	1	-	0%	\$ 123,192	\$ 9,530	8%
	f. Over \$1,000,000	-	-	0%	\$ -	\$ -	0%
10 Total	204	114	56%	\$ 801,023	\$ 312,880	39%	
11	a. \$1,000 or less	66	44	67%	\$ 21,645	\$ 16,136	75%
	b. \$1,001 - \$5,000	43	18	42%	\$ 103,108	\$ 45,595	44%
	c. \$5,001 - \$25,000	16	3	19%	\$ 183,277	\$ 36,676	20%
	d. \$25,000 - \$100,000	1	-	0%	\$ 81,259	\$ -	0%
	e. \$100,001 - \$1,000,000	2	-	0%	\$ 872,667	\$ 29,777	3%
	11 Total	128	65	51%	\$ 1,261,955	\$ 128,184	10%
12	a. \$1,000 or less	58	43	74%	\$ 18,809	\$ 13,422	71%
	b. \$1,001 - \$5,000	33	10	30%	\$ 74,663	\$ 24,134	32%
	c. \$5,001 - \$25,000	9	2	22%	\$ 76,918	\$ 18,509	24%
	d. \$25,000 - \$100,000	2	-	0%	\$ 120,000	\$ 5,296	4%
	f. Over \$1,000,000	-	-	0%	\$ -	\$ -	0%
	12 Total	102	55	54%	\$ 290,391	\$ 61,361	21%
13	a. \$1,000 or less	37	27	73%	\$ 12,337	\$ 9,577	78%
	b. \$1,001 - \$5,000	38	20	53%	\$ 89,308	\$ 54,177	61%
	c. \$5,001 - \$25,000	19	5	26%	\$ 205,122	\$ 85,305	42%
	d. \$25,000 - \$100,000	3	-	0%	\$ 105,786	\$ 27,520	26%
	e. \$100,001 - \$1,000,000	-	-	0%	\$ -	\$ -	0%
	13 Total	97	52	54%	\$ 412,553	\$ 176,578	43%

**Chart I:
Restitution Assessments and Totals Collected to Date**

District	Category	FY21 Cases with Restitution Orders	FY21 Cases Paid in Full	FY21 % Cases Paid in Full	FY21 Restitution Assessed	FY21 Paid to Date	FY21 % Dollars Paid to Date
14	a. \$1,000 or less	38	35	92%	\$ 13,070	\$ 11,979	92%
	b. \$1,001 - \$5,000	13	5	38%	\$ 29,059	\$ 17,534	60%
	c. \$5,001 - \$25,000	5	3	60%	\$ 32,949	\$ 30,123	91%
	d. \$25,000 - \$100,000	3	-	0%	\$ 150,562	\$ 39,326	26%
	e. \$100,001 - \$1,000,000	-	-	0%	\$ -	\$ -	0%
	14 Total	59	43	73%	\$ 225,641	\$ 98,962	44%
15	a. \$1,000 or less	56	38	68%	\$ 16,417	\$ 12,923	79%
	b. \$1,001 - \$5,000	16	7	44%	\$ 31,984	\$ 19,746	62%
	c. \$5,001 - \$25,000	5	2	40%	\$ 44,956	\$ 21,667	48%
	d. \$25,000 - \$100,000	-	-	0%	\$ -	\$ -	0%
	e. \$100,001 - \$1,000,000	-	-	0%	\$ -	\$ -	0%
	15 Total	77	47	61%	\$ 93,357	\$ 54,336	58%
16	a. \$1,000 or less	23	15	65%	\$ 7,878	\$ 4,703	60%
	b. \$1,001 - \$5,000	18	9	50%	\$ 42,996	\$ 27,332	64%
	c. \$5,001 - \$25,000	2	1	50%	\$ 11,165	\$ 9,064	81%
	d. \$25,000 - \$100,000	1	-	0%	\$ 34,404	\$ 2,399	7%
	e. \$100,001 - \$1,000,000	-	-	0%	\$ -	\$ -	0%
	16 Total	44	25	57%	\$ 96,443	\$ 43,498	45%
17	a. \$1,000 or less	381	216	57%	\$ 189,003	\$ 115,869	61%
	b. \$1,001 - \$5,000	286	124	43%	\$ 687,787	\$ 356,703	52%
	c. \$5,001 - \$25,000	113	29	26%	\$ 1,243,101	\$ 402,591	32%
	d. \$25,000 - \$100,000	16	1	6%	\$ 645,550	\$ 118,256	18%
	e. \$100,001 - \$1,000,000	2	-	0%	\$ 394,617	\$ 6,015	2%
	f. Over \$1,000,000	-	-	0%	\$ -	\$ -	0%
	17 Total	798	370	46%	\$ 3,160,058	\$ 999,434	32%
18	a. \$1,000 or less	349	232	66%	\$ 179,140	\$ 121,190	68%
	b. \$1,001 - \$5,000	232	121	52%	\$ 513,607	\$ 312,678	61%
	c. \$5,001 - \$25,000	116	34	29%	\$ 1,234,286	\$ 437,872	35%
	d. \$25,000 - \$100,000	15	5	33%	\$ 771,610	\$ 331,572	43%
	e. \$100,001 - \$1,000,000	7	-	0%	\$ 1,271,311	\$ 88,056	7%
	f. Over \$1,000,000	-	-	0%	\$ -	\$ -	0%
	18 Total	719	392	55%	\$ 3,969,954	\$ 1,291,369	33%
19	a. \$1,000 or less	210	142	68%	\$ 94,128	\$ 62,296	66%
	b. \$1,001 - \$5,000	144	73	51%	\$ 366,027	\$ 202,360	55%
	c. \$5,001 - \$25,000	62	16	26%	\$ 679,396	\$ 291,722	43%
	d. \$25,000 - \$100,000	6	1	17%	\$ 263,306	\$ 71,285	27%
	e. \$100,001 - \$1,000,000	4	-	0%	\$ 1,565,918	\$ 19,944	1%
	f. Over \$1,000,000	-	-	0%	\$ -	\$ -	0%
	19 Total	426	232	54%	\$ 2,968,776	\$ 647,606	22%

**Chart I:
Restitution Assessments and Totals Collected to Date**

District	Category	FY21 Cases with Restitution Orders	FY21 Cases Paid in Full	FY21 % Cases Paid in Full	FY21 Restitution Assessed	FY21 Paid to Date	FY21 % Dollars Paid to Date
20	a. \$1,000 or less	146	87	60%	\$ 69,679	\$ 44,814	64%
	b. \$1,001 - \$5,000	111	40	36%	\$ 276,900	\$ 113,535	41%
	c. \$5,001 - \$25,000	31	14	45%	\$ 296,831	\$ 142,492	48%
	d. \$25,000 - \$100,000	12	3	25%	\$ 590,165	\$ 188,972	32%
	e. \$100,001 - \$1,000,000	7	-	0%	\$ 1,568,389	\$ 58,639	4%
	f. Over \$1,000,000	-	-	0%	\$ -	\$ -	0%
	20 Total	307	144	47%	\$ 2,801,963	\$ 548,452	20%
21	a. \$1,000 or less	221	151	68%	\$ 88,052	\$ 62,466	71%
	b. \$1,001 - \$5,000	120	57	48%	\$ 302,807	\$ 161,831	53%
	c. \$5,001 - \$25,000	36	12	33%	\$ 396,254	\$ 179,467	45%
	d. \$25,000 - \$100,000	7	1	14%	\$ 271,152	\$ 60,487	22%
	e. \$100,001 - \$1,000,000	-	-	0%	\$ -	\$ -	0%
	f. Over \$1,000,000	-	-	0%	\$ -	\$ -	0%
	21 Total	384	221	58%	\$ 1,058,264	\$ 464,251	44%
22	a. \$1,000 or less	25	14	56%	\$ 9,889	\$ 5,521	56%
	b. \$1,001 - \$5,000	20	7	35%	\$ 50,617	\$ 28,680	57%
	c. \$5,001 - \$25,000	11	2	18%	\$ 112,304	\$ 34,564	31%
	d. \$25,000 - \$100,000	1	1	100%	\$ 78,375	\$ 78,375	100%
	e. \$100,001 - \$1,000,000	-	-	0%	\$ -	\$ -	0%
	22 Total	57	24	42%	\$ 251,186	\$ 147,140	59%
All	a. \$1,000 or less	3,403	2,212	65%	\$ 1,511,708	\$ 1,012,643	67%
	b. \$1,001 - \$5,000	2,392	1,069	45%	\$ 5,830,269	\$ 3,019,587	52%
	c. \$5,001 - \$25,000	1,051	259	25%	\$ 11,083,588	\$ 3,720,282	34%
	d. \$25,000 - \$100,000	175	33	19%	\$ 8,065,188	\$ 2,484,912	31%
	e. \$100,001 - \$1,000,000	54	2	4%	\$ 15,027,346	\$ 1,461,494	10%
	f. Over \$1,000,000	1	-	0%	\$ 2,341,406	\$ 25,649	1%
	Statewide Total	7,076	3,575	51%	\$ 43,859,504	\$ 11,724,567	27%

**Chart I:
Restitution Assessments and Totals Collected to Date**

District	Category	FY22 Cases with Restitution Orders	FY22 Cases Paid in Full	FY22 % Cases Paid in Full	FY22 Restitution Assessed	FY22 Paid to Date	FY22 % Dollars Paid to Date
1	a. \$1,000 or less	291	152	52%	\$ 145,929	\$ 82,095	56%
	b. \$1,001 - \$5,000	169	72	43%	\$ 403,137	\$ 188,162	47%
	c. \$5,001 - \$25,000	77	17	22%	\$ 777,536	\$ 256,830	33%
	d. \$25,000 - \$100,000	14	4	29%	\$ 650,621	\$ 293,578	45%
	e. \$100,001 - \$1,000,000	2	-	0%	\$ 517,269	\$ 129,121	25%
	f. Over \$1,000,000	1	-	0%	\$ 2,266,271	\$ 17,312	1%
	1 Total	554	245	44%	\$ 4,760,763	\$ 967,099	20%
2	a. \$1,000 or less	254	100	78%	\$ 131,324	\$ 58,562	95%
	b. \$1,001 - \$5,000	302	59	40%	\$ 717,523	\$ 206,120	62%
	c. \$5,001 - \$25,000	142	12	9%	\$ 1,408,078	\$ 245,085	36%
	d. \$25,000 - \$100,000	28	1	4%	\$ 1,338,445	\$ 123,737	9%
	e. \$100,001 - \$1,000,000	10	-	0%	\$ 1,999,483	\$ 135,858	7%
	f. Over \$1,000,000	-	-	0%	\$ -	\$ -	0%
	2 Total	736	172	23%	\$ 5,594,853	\$ 769,362	14%
3	a. \$1,000 or less	23	16	70%	\$ 7,710	\$ 6,494	84%
	b. \$1,001 - \$5,000	12	4	33%	\$ 27,446	\$ 11,597	42%
	c. \$5,001 - \$25,000	4	-	0%	\$ 45,835	\$ 1,558	3%
	e. \$100,001 - \$1,000,000	1	1	100%	\$ 200,000	\$ 200,000	100%
	3 Total	40	21	53%	\$ 280,992	\$ 219,649	78%
4	a. \$1,000 or less	671	370	55%	\$ 293,069	\$ 175,168	60%
	b. \$1,001 - \$5,000	585	212	36%	\$ 1,323,776	\$ 567,298	43%
	c. \$5,001 - \$25,000	309	32	10%	\$ 3,292,561	\$ 458,440	14%
	d. \$25,000 - \$100,000	48	2	4%	\$ 2,303,545	\$ 197,949	9%
	e. \$100,001 - \$1,000,000	20	-	0%	\$ 4,775,059	\$ 164,345	3%
	f. Over \$1,000,000	2	-	0%	\$ 4,753,221	\$ 2,649	0%
	4 Total	1,635	616	38%	\$ 16,741,230	\$ 1,565,848	9%
5	a. \$1,000 or less	96	72	75%	\$ 42,821	\$ 29,841	70%
	b. \$1,001 - \$5,000	78	36	46%	\$ 192,217	\$ 97,368	51%
	c. \$5,001 - \$25,000	38	6	16%	\$ 439,272	\$ 121,343	28%
	d. \$25,000 - \$100,000	7	3	43%	\$ 352,460	\$ 187,786	53%
	e. \$100,001 - \$1,000,000	2	-	0%	\$ 969,390	\$ 28,264	3%
	f. Over \$1,000,000	1	-	0%	\$ 4,982,704	\$ 378	0%
	5 Total	222	117	53%	\$ 6,978,863	\$ 464,981	7%
6	a. \$1,000 or less	56	34	61%	\$ 26,711	\$ 18,323	69%
	b. \$1,001 - \$5,000	36	22	61%	\$ 83,918	\$ 52,212	62%
	c. \$5,001 - \$25,000	20	7	35%	\$ 211,054	\$ 88,141	42%
	d. \$25,000 - \$100,000	4	1	25%	\$ 198,756	\$ 68,793	35%
	e. \$100,001 - \$1,000,000	1	-	0%	\$ 145,932	\$ 574	0%
	6 Total	117	64	55%	\$ 666,371	\$ 228,042	34%

**Chart I:
Restitution Assessments and Totals Collected to Date**

District	Category	FY22 Cases with Restitution Orders	FY22 Cases Paid in Full	FY22 % Cases Paid in Full	FY22 Restitution Assessed	FY22 Paid to Date	FY22 % Dollars Paid to Date
7	a. \$1,000 or less	65	48	74%	\$ 26,653	\$ 20,706	78%
	b. \$1,001 - \$5,000	50	24	48%	\$ 113,291	\$ 64,190	57%
	c. \$5,001 - \$25,000	10	3	30%	\$ 136,110	\$ 36,872	27%
	d. \$25,000 - \$100,000	2	-	0%	\$ 91,655	\$ 3,769	4%
	e. \$100,001 - \$1,000,000	2	-	0%	\$ 609,663	\$ 263,457	43%
	7 Total	129	75	58%	\$ 977,372	\$ 388,994	40%
8	a. \$1,000 or less	282	177	63%	\$ 127,377	\$ 80,213	63%
	b. \$1,001 - \$5,000	207	99	48%	\$ 497,972	\$ 264,827	53%
	c. \$5,001 - \$25,000	87	16	18%	\$ 844,025	\$ 196,195	23%
	d. \$25,000 - \$100,000	11	1	9%	\$ 549,876	\$ 110,777	20%
	e. \$100,001 - \$1,000,000	3	-	0%	\$ 596,549	\$ 132,477	22%
	f. Over \$1,000,000	-	-	0%	\$ -	\$ -	0%
8 Total	590	293	50%	\$ 2,615,800	\$ 784,488	30%	
9	a. \$1,000 or less	52	37	71%	\$ 22,963	\$ 15,804	69%
	b. \$1,001 - \$5,000	50	30	60%	\$ 126,167	\$ 83,230	66%
	c. \$5,001 - \$25,000	16	9	56%	\$ 197,930	\$ 125,177	63%
	d. \$25,000 - \$100,000	4	1	25%	\$ 282,363	\$ 49,359	17%
	e. \$100,001 - \$1,000,000	1	-	0%	\$ 1,000,000	\$ 1,238	0%
	9 Total	123	77	63%	\$ 1,629,424	\$ 274,807	17%
10	a. \$1,000 or less	155	78	50%	\$ 75,795	\$ 43,418	57%
	b. \$1,001 - \$5,000	91	29	32%	\$ 212,235	\$ 81,250	38%
	c. \$5,001 - \$25,000	41	5	12%	\$ 367,231	\$ 85,947	23%
	d. \$25,000 - \$100,000	5	-	0%	\$ 268,257	\$ 8,270	3%
	e. \$100,001 - \$1,000,000	1	-	0%	\$ 130,058	\$ 6,197	5%
	f. Over \$1,000,000	-	-	0%	\$ -	\$ -	0%
10 Total	293	112	38%	\$ 1,053,575	\$ 225,083	21%	
11	a. \$1,000 or less	62	44	71%	\$ 28,233	\$ 22,660	80%
	b. \$1,001 - \$5,000	36	22	61%	\$ 81,414	\$ 53,908	66%
	c. \$5,001 - \$25,000	13	5	38%	\$ 116,512	\$ 56,054	48%
	d. \$25,000 - \$100,000	3	1	33%	\$ 118,921	\$ 39,934	34%
	e. \$100,001 - \$1,000,000	-	-	0%	\$ -	\$ -	0%
	11 Total	114	72	63%	\$ 345,079	\$ 172,556	50%
12	a. \$1,000 or less	60	38	63%	\$ 24,826	\$ 16,886	68%
	b. \$1,001 - \$5,000	37	10	27%	\$ 87,567	\$ 25,664	29%
	c. \$5,001 - \$25,000	14	3	21%	\$ 141,408	\$ 46,746	33%
	d. \$25,000 - \$100,000	-	-	0%	\$ -	\$ -	0%
	f. Over \$1,000,000	1	-	0%	\$ 1,137,765	\$ 12,260	1%
	12 Total	112	51	46%	\$ 1,391,566	\$ 101,556	7%
13	a. \$1,000 or less	45	27	60%	\$ 19,176	\$ 9,660	50%
	b. \$1,001 - \$5,000	33	15	45%	\$ 72,647	\$ 35,668	49%
	c. \$5,001 - \$25,000	15	5	33%	\$ 147,930	\$ 36,837	25%
	d. \$25,000 - \$100,000	2	1	50%	\$ 106,374	\$ 80,000	75%
	e. \$100,001 - \$1,000,000	-	-	0%	\$ -	\$ -	0%
	13 Total	95	48	51%	\$ 346,127	\$ 162,166	47%

**Chart I:
Restitution Assessments and Totals Collected to Date**

District	Category	FY22 Cases with Restitution Orders	FY22 Cases Paid in Full	FY22 % Cases Paid in Full	FY22 Restitution Assessed	FY22 Paid to Date	FY22 % Dollars Paid to Date
14	a. \$1,000 or less	51	39	76%	\$ 16,264	\$ 13,128	81%
	b. \$1,001 - \$5,000	21	17	81%	\$ 43,044	\$ 36,262	84%
	c. \$5,001 - \$25,000	12	4	33%	\$ 104,109	\$ 35,495	34%
	d. \$25,000 - \$100,000	2	-	0%	\$ 76,007	\$ 1,823	2%
	e. \$100,001 - \$1,000,000	2	-	0%	\$ 349,740	\$ 7,286	2%
	14 Total	88	60	68%	\$ 589,164	\$ 93,994	16%
15	a. \$1,000 or less	55	39	71%	\$ 16,640	\$ 12,529	75%
	b. \$1,001 - \$5,000	17	8	47%	\$ 43,387	\$ 25,477	59%
	c. \$5,001 - \$25,000	5	1	20%	\$ 75,467	\$ 13,124	17%
	d. \$25,000 - \$100,000	-	-	0%	\$ -	\$ -	0%
	e. \$100,001 - \$1,000,000	-	-	0%	\$ -	\$ -	0%
	15 Total	77	48	62%	\$ 135,495	\$ 51,130	38%
16	a. \$1,000 or less	14	6	43%	\$ 6,701	\$ 2,882	43%
	b. \$1,001 - \$5,000	16	8	50%	\$ 37,601	\$ 18,745	50%
	c. \$5,001 - \$25,000	7	2	29%	\$ 60,122	\$ 13,409	22%
	d. \$25,000 - \$100,000	-	-	0%	\$ -	\$ -	0%
	e. \$100,001 - \$1,000,000	-	-	0%	\$ -	\$ -	0%
	16 Total	37	16	43%	\$ 104,424	\$ 35,036	34%
17	a. \$1,000 or less	513	280	55%	\$ 269,940	\$ 155,210	57%
	b. \$1,001 - \$5,000	372	131	35%	\$ 932,539	\$ 396,762	43%
	c. \$5,001 - \$25,000	150	21	14%	\$ 1,555,276	\$ 359,165	23%
	d. \$25,000 - \$100,000	19	2	11%	\$ 924,432	\$ 123,049	13%
	e. \$100,001 - \$1,000,000	4	-	0%	\$ 501,153	\$ 85,199	17%
	f. Over \$1,000,000	-	-	0%	\$ -	\$ -	0%
	17 Total	1,058	434	41%	\$ 4,183,341	\$ 1,119,384	27%
18	a. \$1,000 or less	433	266	61%	\$ 214,266	\$ 143,106	67%
	b. \$1,001 - \$5,000	302	131	43%	\$ 731,381	\$ 358,317	49%
	c. \$5,001 - \$25,000	146	22	15%	\$ 1,461,746	\$ 359,429	25%
	d. \$25,000 - \$100,000	33	3	9%	\$ 1,680,906	\$ 345,651	21%
	e. \$100,001 - \$1,000,000	11	2	18%	\$ 2,097,585	\$ 545,758	26%
	f. Over \$1,000,000	-	-	0%	\$ -	\$ -	0%
	18 Total	925	424	46%	\$ 6,185,884	\$ 1,752,261	28%
19	a. \$1,000 or less	277	176	64%	\$ 130,189	\$ 85,775	66%
	b. \$1,001 - \$5,000	162	72	44%	\$ 420,020	\$ 206,193	49%
	c. \$5,001 - \$25,000	78	9	12%	\$ 846,427	\$ 165,907	20%
	d. \$25,000 - \$100,000	13	2	15%	\$ 537,982	\$ 112,751	21%
	e. \$100,001 - \$1,000,000	5	-	0%	\$ 1,726,612	\$ 16,595	1%
	f. Over \$1,000,000	-	-	0%	\$ -	\$ -	0%
	19 Total	535	259	48%	\$ 3,661,230	\$ 587,221	16%

**Chart I:
Restitution Assessments and Totals Collected to Date**

District	Category	FY22 Cases with Restitution Orders	FY22 Cases Paid in Full	FY22 % Cases Paid in Full	FY22 Restitution Assessed	FY22 Paid to Date	FY22 % Dollars Paid to Date
20	a. \$1,000 or less	161	99	61%	\$ 84,051	\$ 55,058	66%
	b. \$1,001 - \$5,000	107	50	47%	\$ 228,791	\$ 114,449	50%
	c. \$5,001 - \$25,000	31	8	26%	\$ 276,269	\$ 86,763	31%
	d. \$25,000 - \$100,000	5	-	0%	\$ 310,157	\$ 68,644	22%
	e. \$100,001 - \$1,000,000	6	-	0%	\$ 1,621,334	\$ 48,975	3%
	f. Over \$1,000,000	1	-	0%	\$ 4,269,786	\$ 73,233	2%
	20 Total	311	157	50%	\$ 6,790,388	\$ 447,121	7%
21	a. \$1,000 or less	305	206	68%	\$ 115,082	\$ 78,499	68%
	b. \$1,001 - \$5,000	150	73	49%	\$ 355,257	\$ 208,882	59%
	c. \$5,001 - \$25,000	49	14	29%	\$ 539,956	\$ 175,811	33%
	d. \$25,000 - \$100,000	8	2	25%	\$ 446,743	\$ 179,946	40%
	e. \$100,001 - \$1,000,000	-	-	0%	\$ -	\$ -	0%
	f. Over \$1,000,000	1	-	0%	\$ 3,316,700	\$ -	0%
	21 Total	513	295	58%	\$ 4,773,738	\$ 643,138	13%
22	a. \$1,000 or less	28	18	64%	\$ 12,075	\$ 8,430	70%
	b. \$1,001 - \$5,000	20	12	60%	\$ 46,428	\$ 30,772	66%
	c. \$5,001 - \$25,000	10	3	30%	\$ 99,357	\$ 41,952	42%
	d. \$25,000 - \$100,000	-	-	0%	\$ -	\$ -	0%
	e. \$100,001 - \$1,000,000	-	-	0%	\$ -	\$ -	0%
	22 Total	58	33	57%	\$ 157,859	\$ 81,154	51%
All	a. \$1,000 or less	3,949	2,322	59%	\$ 1,837,795	\$ 1,134,448	62%
	b. \$1,001 - \$5,000	2,853	1,136	40%	\$ 6,777,756	\$ 3,127,352	46%
	c. \$5,001 - \$25,000	1,274	204	16%	\$ 13,144,212	\$ 3,006,279	23%
	d. \$25,000 - \$100,000	208	24	12%	\$ 10,237,501	\$ 1,995,817	19%
	e. \$100,001 - \$1,000,000	71	3	4%	\$ 17,239,827	\$ 1,765,343	10%
	f. Over \$1,000,000	7	-	0%	\$ 20,726,447	\$ 105,831	1%
	Statewide Total	8,362	3,689	44%	\$ 69,963,537	\$ 11,135,071	16%

**Chart I:
Restitution Assessments and Totals Collected to Date**

District	Category	FY23 Cases with Restitution Orders	FY23 Cases Paid in Full	FY23 % Cases Paid in Full	FY23 Restitution Assessed	FY23 Paid to Date	FY23 % Dollars Paid to Date
1	a. \$1,000 or less	316	150	47%	\$ 156,082	\$ 80,967	52%
	b. \$1,001 - \$5,000	232	63	27%	\$ 550,297	\$ 180,618	33%
	c. \$5,001 - \$25,000	104	23	22%	\$ 1,017,755	\$ 303,553	30%
	d. \$25,000 - \$100,000	14	2	14%	\$ 557,753	\$ 95,602	17%
	e. \$100,001 - \$1,000,000	2	-	0%	\$ 1,148,753	\$ 19,896	2%
	f. Over \$1,000,000	-	-	0%	\$ -	\$ -	0%
	1 Total	668	238	36%	\$ 3,430,640	\$ 680,636	20%
2	a. \$1,000 or less	241	53	47%	\$ 129,795	\$ 33,826	51%
	b. \$1,001 - \$5,000	288	42	25%	\$ 716,778	\$ 138,463	24%
	c. \$5,001 - \$25,000	170	8	5%	\$ 1,722,302	\$ 164,175	15%
	d. \$25,000 - \$100,000	28	3	11%	\$ 1,185,846	\$ 223,996	19%
	e. \$100,001 - \$1,000,000	12	1	8%	\$ 4,275,889	\$ 323,197	8%
	f. Over \$1,000,000	2	-	0%	\$ 5,092,787	\$ -	0%
	2 Total	741	107	14%	\$ 13,123,396	\$ 883,656	7%
3	a. \$1,000 or less	23	8	35%	\$ 9,683	\$ 3,760	39%
	b. \$1,001 - \$5,000	13	2	15%	\$ 32,290	\$ 6,167	19%
	c. \$5,001 - \$25,000	6	1	17%	\$ 63,865	\$ 23,164	36%
	e. \$100,001 - \$1,000,000	2	-	0%	\$ 106,465	\$ 3,582	3%
	3 Total	44	11	25%	\$ 212,303	\$ 36,672	17%
4	a. \$1,000 or less	592	278	47%	\$ 274,384	\$ 133,438	49%
	b. \$1,001 - \$5,000	561	140	25%	\$ 1,278,789	\$ 388,964	30%
	c. \$5,001 - \$25,000	343	24	7%	\$ 3,568,511	\$ 395,449	11%
	d. \$25,000 - \$100,000	49	-	0%	\$ 2,038,837	\$ 51,094	3%
	e. \$100,001 - \$1,000,000	19	-	0%	\$ 4,195,671	\$ 21,272	1%
	f. Over \$1,000,000	-	-	0%	\$ -	\$ -	0%
	4 Total	1,564	442	28%	\$ 11,356,192	\$ 990,217	9%
5	a. \$1,000 or less	103	74	72%	\$ 50,082	\$ 38,745	77%
	b. \$1,001 - \$5,000	92	54	59%	\$ 227,614	\$ 152,925	67%
	c. \$5,001 - \$25,000	24	6	25%	\$ 266,692	\$ 97,014	36%
	d. \$25,000 - \$100,000	9	3	33%	\$ 454,407	\$ 239,221	53%
	e. \$100,001 - \$1,000,000	2	-	0%	\$ 319,324	\$ 20,774	7%
	f. Over \$1,000,000	-	-	0%	\$ -	\$ -	0%
	5 Total	230	137	60%	\$ 1,318,119	\$ 548,680	42%
6	a. \$1,000 or less	49	27	55%	\$ 25,846	\$ 17,269	67%
	b. \$1,001 - \$5,000	42	12	29%	\$ 101,110	\$ 31,290	31%
	c. \$5,001 - \$25,000	16	2	13%	\$ 152,468	\$ 55,204	36%
	d. \$25,000 - \$100,000	1	-	0%	\$ 64,642	\$ 10,756	17%
	e. \$100,001 - \$1,000,000	-	-	0%	\$ -	\$ -	0%
	6 Total	108	41	38%	\$ 344,066	\$ 114,519	33%

Chart I: Restitution Assessments and Totals Collected to Date

District	Category	FY23 Cases with Restitution Orders	FY23 Cases Paid in Full	FY23 % Cases Paid in Full	FY23 Restitution Assessed	FY23 Paid to Date	FY23 % Dollars Paid to Date
7	a. \$1,000 or less	107	59	55%	\$ 41,092	\$ 23,928	58%
	b. \$1,001 - \$5,000	54	22	41%	\$ 125,529	\$ 53,752	43%
	c. \$5,001 - \$25,000	20	7	35%	\$ 205,263	\$ 85,360	42%
	d. \$25,000 - \$100,000	4	-	0%	\$ 191,077	\$ 11,921	6%
	e. \$100,001 - \$1,000,000	-	-	0%	\$ -	\$ -	0%
	7 Total	185	88	48%	\$ 562,960	\$ 174,960	31%
8	a. \$1,000 or less	318	167	53%	\$ 143,561	\$ 80,407	56%
	b. \$1,001 - \$5,000	225	73	32%	\$ 538,950	\$ 200,239	37%
	c. \$5,001 - \$25,000	83	14	17%	\$ 864,846	\$ 218,926	25%
	d. \$25,000 - \$100,000	22	1	5%	\$ 963,412	\$ 141,646	15%
	e. \$100,001 - \$1,000,000	4	1	25%	\$ 839,280	\$ 269,536	32%
	f. Over \$1,000,000	3	-	0%	\$ 3,944,522	\$ 4,357	0%
	8 Total	655	256	39%	\$ 7,294,571	\$ 915,113	13%
9	a. \$1,000 or less	52	30	58%	\$ 22,662	\$ 14,110	62%
	b. \$1,001 - \$5,000	30	8	27%	\$ 65,294	\$ 26,363	40%
	c. \$5,001 - \$25,000	17	2	12%	\$ 170,830	\$ 31,414	18%
	d. \$25,000 - \$100,000	3	-	0%	\$ 217,133	\$ 33,818	16%
	e. \$100,001 - \$1,000,000	-	-	0%	\$ -	\$ -	0%
	9 Total	102	40	39%	\$ 475,919	\$ 105,704	22%
10	a. \$1,000 or less	153	80	52%	\$ 68,384	\$ 40,913	60%
	b. \$1,001 - \$5,000	99	29	29%	\$ 248,660	\$ 88,279	36%
	c. \$5,001 - \$25,000	39	5	13%	\$ 384,884	\$ 70,672	18%
	d. \$25,000 - \$100,000	3	-	0%	\$ 194,873	\$ 4,371	2%
	e. \$100,001 - \$1,000,000	1	-	0%	\$ 161,248	\$ 4,611	3%
	f. Over \$1,000,000	-	-	0%	\$ -	\$ -	0%
	10 Total	295	114	39%	\$ 1,058,050	\$ 208,847	20%
11	a. \$1,000 or less	63	31	49%	\$ 23,298	\$ 12,359	53%
	b. \$1,001 - \$5,000	26	9	35%	\$ 70,787	\$ 30,128	43%
	c. \$5,001 - \$25,000	16	4	25%	\$ 147,586	\$ 44,419	30%
	d. \$25,000 - \$100,000	2	-	0%	\$ 80,811	\$ -	0%
	e. \$100,001 - \$1,000,000	-	-	0%	\$ -	\$ -	0%
	11 Total	107	44	41%	\$ 322,483	\$ 86,906	27%
12	a. \$1,000 or less	81	39	48%	\$ 30,838	\$ 14,272	46%
	b. \$1,001 - \$5,000	44	12	27%	\$ 94,779	\$ 31,930	34%
	c. \$5,001 - \$25,000	15	3	20%	\$ 131,102	\$ 38,042	29%
	d. \$25,000 - \$100,000	3	-	0%	\$ 117,127	\$ 4,478	4%
	f. Over \$1,000,000	-	-	0%	\$ -	\$ -	0%
	12 Total	143	54	38%	\$ 373,847	\$ 88,722	24%
13	a. \$1,000 or less	50	23	46%	\$ 24,790	\$ 12,681	51%
	b. \$1,001 - \$5,000	32	9	28%	\$ 81,923	\$ 23,477	29%
	c. \$5,001 - \$25,000	24	1	4%	\$ 192,644	\$ 27,386	14%
	d. \$25,000 - \$100,000	3	-	0%	\$ 115,889	\$ -	0%
	e. \$100,001 - \$1,000,000	-	-	0%	\$ -	\$ -	0%
	13 Total	109	33	30%	\$ 415,245	\$ 63,544	15%

**Chart I:
Restitution Assessments and Totals Collected to Date**

District	Category	FY23 Cases with Restitution Orders	FY23 Cases Paid in Full	FY23 % Cases Paid in Full	FY23 Restitution Assessed	FY23 Paid to Date	FY23 % Dollars Paid to Date
14	a. \$1,000 or less	66	38	58%	\$ 25,706	\$ 15,759	61%
	b. \$1,001 - \$5,000	37	19	51%	\$ 97,273	\$ 62,341	64%
	c. \$5,001 - \$25,000	15	4	27%	\$ 178,070	\$ 59,156	33%
	d. \$25,000 - \$100,000	2	-	0%	\$ 120,484	\$ 1,446	1%
	e. \$100,001 - \$1,000,000	4	-	0%	\$ 882,919	\$ 5,582	1%
	14 Total	124	61	49%	\$ 1,304,452	\$ 144,283	11%
15	a. \$1,000 or less	48	27	56%	\$ 11,735	\$ 7,319	62%
	b. \$1,001 - \$5,000	14	7	50%	\$ 34,814	\$ 16,047	46%
	c. \$5,001 - \$25,000	3	2	67%	\$ 34,680	\$ 19,912	57%
	d. \$25,000 - \$100,000	-	-	0%	\$ -	\$ -	0%
	e. \$100,001 - \$1,000,000	-	-	0%	\$ -	\$ -	0%
	15 Total	65	36	55%	\$ 81,229	\$ 43,277	53%
16	a. \$1,000 or less	26	6	23%	\$ 9,406	\$ 2,218	24%
	b. \$1,001 - \$5,000	16	-	0%	\$ 44,935	\$ 1,089	2%
	c. \$5,001 - \$25,000	4	-	0%	\$ 37,939	\$ 13,447	35%
	d. \$25,000 - \$100,000	-	-	0%	\$ -	\$ -	0%
	e. \$100,001 - \$1,000,000	-	-	0%	\$ -	\$ -	0%
	16 Total	46	6	13%	\$ 92,280	\$ 16,754	18%
17	a. \$1,000 or less	571	248	43%	\$ 317,025	\$ 153,875	49%
	b. \$1,001 - \$5,000	410	102	25%	\$ 982,758	\$ 329,210	33%
	c. \$5,001 - \$25,000	212	18	8%	\$ 2,242,810	\$ 342,195	15%
	d. \$25,000 - \$100,000	25	2	8%	\$ 1,118,852	\$ 147,076	13%
	e. \$100,001 - \$1,000,000	7	-	0%	\$ 1,358,302	\$ 54,160	4%
	f. Over \$1,000,000	-	-	0%	\$ -	\$ -	0%
	17 Total	1,225	370	30%	\$ 6,019,747	\$ 1,026,516	17%
18	a. \$1,000 or less	412	219	53%	\$ 206,853	\$ 109,609	53%
	b. \$1,001 - \$5,000	348	102	29%	\$ 828,795	\$ 315,912	38%
	c. \$5,001 - \$25,000	158	19	12%	\$ 1,611,345	\$ 303,892	19%
	d. \$25,000 - \$100,000	32	7	22%	\$ 1,452,629	\$ 367,662	25%
	e. \$100,001 - \$1,000,000	13	-	0%	\$ 3,999,724	\$ 50,586	1%
	f. Over \$1,000,000	1	-	0%	\$ 1,728,802	\$ -	0%
	18 Total	964	347	36%	\$ 9,828,147	\$ 1,147,661	12%
19	a. \$1,000 or less	278	136	49%	\$ 143,849	\$ 77,302	54%
	b. \$1,001 - \$5,000	206	63	31%	\$ 507,267	\$ 192,708	38%
	c. \$5,001 - \$25,000	106	7	7%	\$ 1,068,873	\$ 167,016	16%
	d. \$25,000 - \$100,000	10	1	10%	\$ 441,407	\$ 63,433	14%
	e. \$100,001 - \$1,000,000	5	-	0%	\$ 1,669,057	\$ 15,981	1%
	f. Over \$1,000,000	1	-	0%	\$ 2,050,950	\$ 300	0%
	19 Total	606	207	34%	\$ 5,881,402	\$ 516,740	9%

**Chart I:
Restitution Assessments and Totals Collected to Date**

District	Category	FY23 Cases with Restitution Orders	FY23 Cases Paid in Full	FY23 % Cases Paid in Full	FY23 Restitution Assessed	FY23 Paid to Date	FY23 % Dollars Paid to Date
20	a. \$1,000 or less	171	84	49%	\$ 90,438	\$ 43,032	48%
	b. \$1,001 - \$5,000	127	39	31%	\$ 292,074	\$ 102,215	35%
	c. \$5,001 - \$25,000	47	7	15%	\$ 509,583	\$ 88,699	17%
	d. \$25,000 - \$100,000	9	-	0%	\$ 369,437	\$ 7,582	2%
	e. \$100,001 - \$1,000,000	6	-	0%	\$ 1,317,464	\$ 7,188	1%
	f. Over \$1,000,000	1	-	0%	\$ 1,140,778	\$ 109,474	10%
	20 Total	361	130	36%	\$ 3,719,775	\$ 358,191	10%
21	a. \$1,000 or less	261	151	58%	\$ 99,327	\$ 57,959	58%
	b. \$1,001 - \$5,000	154	59	38%	\$ 360,289	\$ 161,022	45%
	c. \$5,001 - \$25,000	58	13	22%	\$ 487,775	\$ 153,623	31%
	d. \$25,000 - \$100,000	8	1	13%	\$ 286,064	\$ 31,638	11%
	e. \$100,001 - \$1,000,000	2	-	0%	\$ 733,653	\$ 49,018	7%
	f. Over \$1,000,000	-	-	0%	\$ -	\$ -	0%
	21 Total	483	224	46%	\$ 1,967,108	\$ 453,261	23%
22	a. \$1,000 or less	19	9	47%	\$ 9,825	\$ 4,860	49%
	b. \$1,001 - \$5,000	23	4	17%	\$ 57,488	\$ 18,836	33%
	c. \$5,001 - \$25,000	7	3	43%	\$ 65,597	\$ 48,730	74%
	d. \$25,000 - \$100,000	1	-	0%	\$ 53,877	\$ 9,910	18%
	e. \$100,001 - \$1,000,000	-	-	0%	\$ -	\$ -	0%
	22 Total	50	16	32%	\$ 186,787	\$ 82,336	44%
	All	a. \$1,000 or less	4,000	1,937	48%	\$ 1,914,664	\$ 978,609
b. \$1,001 - \$5,000		3,073	870	28%	\$ 7,338,491	\$ 2,551,975	35%
c. \$5,001 - \$25,000		1,487	173	12%	\$ 15,125,419	\$ 2,751,447	18%
d. \$25,000 - \$100,000		230	20	9%	\$ 10,131,023	\$ 1,449,232	14%
e. \$100,001 - \$1,000,000		77	2	3%	\$ 20,901,284	\$ 841,801	4%
f. Over \$1,000,000		8	-	0%	\$ 13,957,838	\$ 114,131	1%
Statewide Total		8,875	3,002	34%	\$ 69,368,719	\$ 8,687,196	13%

**Chart I:
Restitution Assessments and Totals Collected to Date**

District	Category	FY24 Cases with Restitution Orders	FY24 Cases Paid in Full	FY24 % Cases Paid in Full	FY24 Restitution Assessed	FY24 Paid to Date	FY24 % Dollars Paid to Date
1	a. \$1,000 or less	255	81	32%	\$ 134,346	\$ 46,510	35%
	b. \$1,001 - \$5,000	160	24	15%	\$ 372,206	\$ 75,646	20%
	c. \$5,001 - \$25,000	101	6	6%	\$ 1,054,907	\$ 92,910	9%
	d. \$25,000 - \$100,000	27	3	11%	\$ 1,282,586	\$ 142,969	11%
	e. \$100,001 - \$1,000,000	6	1	17%	\$ 1,374,112	\$ 220,599	16%
	f. Over \$1,000,000	1	-	0%	\$ 3,214,707	\$ 362	0%
	1 Total	550	115	21%	\$ 7,432,864	\$ 578,997	8%
2	a. \$1,000 or less	208	27	14%	\$ 116,476	\$ 15,854	17%
	b. \$1,001 - \$5,000	233	21	10%	\$ 591,228	\$ 81,813	23%
	c. \$5,001 - \$25,000	178	4	2%	\$ 1,913,676	\$ 117,366	6%
	d. \$25,000 - \$100,000	46	4	9%	\$ 2,042,684	\$ 199,436	10%
	e. \$100,001 - \$1,000,000	15	-	0%	\$ 5,556,071	\$ 118,026	2%
	f. Over \$1,000,000	3	-	0%	\$ 4,763,769	\$ -	0%
	2 Total	683	56	9%	\$ 14,983,903	\$ 532,495	4%
3	a. \$1,000 or less	32	12	38%	\$ 9,609	\$ 2,722	28%
	b. \$1,001 - \$5,000	15	4	27%	\$ 35,376	\$ 11,666	33%
	c. \$5,001 - \$25,000	3	-	0%	\$ 29,031	\$ -	0%
	e. \$100,001 - \$1,000,000	-	-	0%	\$ -	\$ -	0%
	3 Total	50	16	32%	\$ 74,017	\$ 14,388	19%
4	a. \$1,000 or less	593	189	32%	\$ 274,575	\$ 93,628	34%
	b. \$1,001 - \$5,000	567	85	15%	\$ 1,326,977	\$ 253,567	19%
	c. \$5,001 - \$25,000	287	14	5%	\$ 3,104,728	\$ 194,635	6%
	d. \$25,000 - \$100,000	56	2	4%	\$ 2,572,497	\$ 149,248	6%
	e. \$100,001 - \$1,000,000	17	1	6%	\$ 4,657,957	\$ 341,005	7%
	f. Over \$1,000,000	1	-	0%	\$ 3,134,411	\$ -	0%
	4 Total	1,521	291	19%	\$ 15,071,145	\$ 1,032,083	7%
5	a. \$1,000 or less	84	44	52%	\$ 36,332	\$ 20,842	57%
	b. \$1,001 - \$5,000	74	24	32%	\$ 189,963	\$ 77,982	41%
	c. \$5,001 - \$25,000	27	6	22%	\$ 278,898	\$ 68,035	24%
	d. \$25,000 - \$100,000	6	3	50%	\$ 294,718	\$ 166,087	56%
	e. \$100,001 - \$1,000,000	-	-	0%	\$ -	\$ -	0%
	f. Over \$1,000,000	-	-	0%	\$ -	\$ -	0%
	5 Total	191	77	40%	\$ 799,911	\$ 332,945	42%
6	a. \$1,000 or less	41	16	39%	\$ 25,853	\$ 11,211	43%
	b. \$1,001 - \$5,000	40	4	10%	\$ 96,502	\$ 11,789	12%
	c. \$5,001 - \$25,000	14	1	7%	\$ 166,169	\$ 32,377	19%
	d. \$25,000 - \$100,000	5	-	0%	\$ 149,685	\$ 2,253	2%
	e. \$100,001 - \$1,000,000	1	-	0%	\$ 1,600,140	\$ -	0%
	6 Total	101	21	21%	\$ 2,038,349	\$ 57,631	3%

Chart I: Restitution Assessments and Totals Collected to Date

District	Category	FY24 Cases with Restitution Orders	FY24 Cases Paid in Full	FY24 % Cases Paid in Full	FY24 Restitution Assessed	FY24 Paid to Date	FY24 % Dollars Paid to Date
7	a. \$1,000 or less	106	47	44%	\$ 50,301	\$ 22,798	45%
	b. \$1,001 - \$5,000	45	6	13%	\$ 111,013	\$ 26,006	23%
	c. \$5,001 - \$25,000	11	-	0%	\$ 117,461	\$ 4,124	4%
	d. \$25,000 - \$100,000	2	1	50%	\$ 113,000	\$ 75,000	66%
	e. \$100,001 - \$1,000,000	1	-	0%	\$ 119,000	\$ -	0%
	7 Total	165	54	33%	\$ 510,776	\$ 127,928	25%
8	a. \$1,000 or less	367	115	31%	\$ 161,386	\$ 57,461	36%
	b. \$1,001 - \$5,000	198	33	17%	\$ 473,934	\$ 110,702	23%
	c. \$5,001 - \$25,000	87	4	5%	\$ 907,287	\$ 93,889	10%
	d. \$25,000 - \$100,000	11	2	18%	\$ 467,624	\$ 164,798	35%
	e. \$100,001 - \$1,000,000	-	-	0%	\$ -	\$ -	0%
	f. Over \$1,000,000	-	-	0%	\$ -	\$ -	0%
8 Total	663	154	23%	\$ 2,010,231	\$ 426,850	21%	
9	a. \$1,000 or less	44	20	45%	\$ 24,390	\$ 12,766	52%
	b. \$1,001 - \$5,000	39	8	21%	\$ 83,483	\$ 24,750	30%
	c. \$5,001 - \$25,000	20	1	5%	\$ 215,346	\$ 12,241	6%
	d. \$25,000 - \$100,000	2	-	0%	\$ 86,441	\$ -	0%
	e. \$100,001 - \$1,000,000	-	-	0%	\$ -	\$ -	0%
	9 Total	105	29	28%	\$ 409,659	\$ 49,757	12%
10	a. \$1,000 or less	152	40	26%	\$ 67,658	\$ 18,870	28%
	b. \$1,001 - \$5,000	120	14	12%	\$ 309,093	\$ 51,422	17%
	c. \$5,001 - \$25,000	62	4	6%	\$ 647,982	\$ 85,051	13%
	d. \$25,000 - \$100,000	12	-	0%	\$ 710,998	\$ 73,867	10%
	e. \$100,001 - \$1,000,000	3	-	0%	\$ 804,045	\$ 875	0%
	f. Over \$1,000,000	1	-	0%	\$ 1,028,000	\$ 2,663	0%
10 Total	350	58	17%	\$ 3,567,775	\$ 232,747	7%	
11	a. \$1,000 or less	84	23	27%	\$ 23,356	\$ 5,953	25%
	b. \$1,001 - \$5,000	36	8	22%	\$ 86,401	\$ 25,317	29%
	c. \$5,001 - \$25,000	16	3	19%	\$ 165,713	\$ 39,890	24%
	d. \$25,000 - \$100,000	1	-	0%	\$ 30,516	\$ -	0%
	e. \$100,001 - \$1,000,000	-	-	0%	\$ -	\$ -	0%
	11 Total	137	34	25%	\$ 305,986	\$ 71,160	23%
12	a. \$1,000 or less	67	13	19%	\$ 27,723	\$ 6,760	24%
	b. \$1,001 - \$5,000	44	6	14%	\$ 107,363	\$ 21,098	20%
	c. \$5,001 - \$25,000	27	-	0%	\$ 289,536	\$ 9,734	3%
	d. \$25,000 - \$100,000	2	-	0%	\$ 55,373	\$ -	0%
	f. Over \$1,000,000	-	-	0%	\$ -	\$ -	0%
	12 Total	140	19	14%	\$ 479,995	\$ 37,592	8%
13	a. \$1,000 or less	44	22	50%	\$ 20,541	\$ 10,358	50%
	b. \$1,001 - \$5,000	49	7	14%	\$ 122,817	\$ 26,311	21%
	c. \$5,001 - \$25,000	8	-	0%	\$ 110,895	\$ -	0%
	d. \$25,000 - \$100,000	3	1	33%	\$ 131,934	\$ 42,004	32%
	e. \$100,001 - \$1,000,000	1	-	0%	\$ 723,250	\$ 49,674	7%
	13 Total	105	30	29%	\$ 1,109,437	\$ 128,347	12%

**Chart I:
Restitution Assessments and Totals Collected to Date**

District	Category	FY24 Cases with Restitution Orders	FY24 Cases Paid in Full	FY24 % Cases Paid in Full	FY24 Restitution Assessed	FY24 Paid to Date	FY24 % Dollars Paid to Date
14	a. \$1,000 or less	51	19	37%	\$ 22,508	\$ 10,095	45%
	b. \$1,001 - \$5,000	34	10	29%	\$ 80,233	\$ 32,439	40%
	c. \$5,001 - \$25,000	14	3	21%	\$ 144,593	\$ 20,727	14%
	d. \$25,000 - \$100,000	2	-	0%	\$ 79,752	\$ -	0%
	e. \$100,001 - \$1,000,000	2	-	0%	\$ 228,520	\$ 150	0%
	14 Total	103	32	31%	\$ 555,606	\$ 63,411	11%
15	a. \$1,000 or less	51	19	37%	\$ 15,984	\$ 6,215	39%
	b. \$1,001 - \$5,000	13	2	15%	\$ 30,481	\$ 6,849	22%
	c. \$5,001 - \$25,000	4	-	0%	\$ 36,671	\$ 1,850	5%
	d. \$25,000 - \$100,000	1	-	0%	\$ 80,668	\$ -	0%
	e. \$100,001 - \$1,000,000	1	1	100%	\$ 140,090	\$ 140,090	100%
	15 Total	70	22	31%	\$ 303,894	\$ 155,004	51%
16	a. \$1,000 or less	30	11	37%	\$ 14,180	\$ 5,253	37%
	b. \$1,001 - \$5,000	11	-	0%	\$ 30,522	\$ 2,789	9%
	c. \$5,001 - \$25,000	3	-	0%	\$ 22,006	\$ -	0%
	d. \$25,000 - \$100,000	1	-	0%	\$ 30,000	\$ -	0%
	e. \$100,001 - \$1,000,000	-	-	0%	\$ -	\$ -	0%
	16 Total	45	11	24%	\$ 96,708	\$ 8,042	8%
17	a. \$1,000 or less	470	136	29%	\$ 261,124	\$ 90,588	35%
	b. \$1,001 - \$5,000	385	43	11%	\$ 885,337	\$ 150,875	17%
	c. \$5,001 - \$25,000	197	7	4%	\$ 2,000,302	\$ 190,034	10%
	d. \$25,000 - \$100,000	33	1	3%	\$ 1,348,708	\$ 125,067	9%
	e. \$100,001 - \$1,000,000	5	-	0%	\$ 852,793	\$ 6,636	1%
	f. Over \$1,000,000	2	-	0%	\$ 2,208,304	\$ 29,710	1%
	17 Total	1,092	187	17%	\$ 7,556,567	\$ 592,910	8%
18	a. \$1,000 or less	400	151	38%	\$ 222,275	\$ 94,960	43%
	b. \$1,001 - \$5,000	365	66	18%	\$ 932,519	\$ 246,932	26%
	c. \$5,001 - \$25,000	171	6	4%	\$ 1,858,326	\$ 132,085	7%
	d. \$25,000 - \$100,000	32	1	3%	\$ 1,340,130	\$ 100,551	8%
	e. \$100,001 - \$1,000,000	9	1	11%	\$ 2,914,028	\$ 1,001,985	34%
	f. Over \$1,000,000	-	-	0%	\$ -	\$ -	0%
	18 Total	977	225	23%	\$ 7,267,278	\$ 1,576,513	22%
19	a. \$1,000 or less	249	64	26%	\$ 125,901	\$ 39,409	31%
	b. \$1,001 - \$5,000	197	21	11%	\$ 473,192	\$ 75,250	16%
	c. \$5,001 - \$25,000	91	3	3%	\$ 893,638	\$ 55,247	6%
	d. \$25,000 - \$100,000	15	-	0%	\$ 636,560	\$ 20,237	3%
	e. \$100,001 - \$1,000,000	2	-	0%	\$ 434,199	\$ 130	0%
	f. Over \$1,000,000	1	-	0%	\$ 1,062,500	\$ -	0%
	19 Total	555	88	16%	\$ 3,625,989	\$ 190,273	5%

**Chart I:
Restitution Assessments and Totals Collected to Date**

District	Category	FY24 Cases with Restitution Orders	FY24 Cases Paid in Full	FY24 % Cases Paid in Full	FY24 Restitution Assessed	FY24 Paid to Date	FY24 % Dollars Paid to Date
20	a. \$1,000 or less	188	58	31%	\$ 95,986	\$ 30,827	32%
	b. \$1,001 - \$5,000	104	12	12%	\$ 242,883	\$ 51,354	21%
	c. \$5,001 - \$25,000	51	1	2%	\$ 514,364	\$ 21,066	4%
	d. \$25,000 - \$100,000	10	-	0%	\$ 485,356	\$ -	0%
	e. \$100,001 - \$1,000,000	2	-	0%	\$ 213,647	\$ 73,460	34%
	f. Over \$1,000,000	-	-	0%	\$ -	\$ -	0%
	20 Total	355	71	20%	\$ 1,552,235	\$ 176,708	11%
21	a. \$1,000 or less	280	90	32%	\$ 110,844	\$ 37,549	34%
	b. \$1,001 - \$5,000	167	21	13%	\$ 406,491	\$ 78,058	19%
	c. \$5,001 - \$25,000	52	2	4%	\$ 445,319	\$ 26,679	6%
	d. \$25,000 - \$100,000	10	-	0%	\$ 393,422	\$ 15,597	4%
	e. \$100,001 - \$1,000,000	1	-	0%	\$ 351,860	\$ 4,351	1%
	f. Over \$1,000,000	-	-	0%	\$ -	\$ -	0%
	21 Total	510	113	22%	\$ 1,707,936	\$ 162,234	9%
22	a. \$1,000 or less	27	11	41%	\$ 11,213	\$ 4,905	44%
	b. \$1,001 - \$5,000	16	-	0%	\$ 33,295	\$ 3,705	11%
	c. \$5,001 - \$25,000	9	2	22%	\$ 85,542	\$ 25,851	30%
	d. \$25,000 - \$100,000	-	-	0%	\$ -	\$ -	0%
	e. \$100,001 - \$1,000,000	-	-	0%	\$ -	\$ -	0%
	22 Total	52	13	25%	\$ 130,049	\$ 34,461	26%
All	a. \$1,000 or less	3,823	1,208	32%	\$ 1,852,559	\$ 645,534	35%
	b. \$1,001 - \$5,000	2,912	419	14%	\$ 7,021,309	\$ 1,446,322	21%
	c. \$5,001 - \$25,000	1,433	67	5%	\$ 15,002,389	\$ 1,223,790	8%
	d. \$25,000 - \$100,000	277	18	6%	\$ 12,332,652	\$ 1,277,115	10%
	e. \$100,001 - \$1,000,000	65	4	6%	\$ 18,369,570	\$ 1,956,981	11%
	f. Over \$1,000,000	10	-	0%	\$ 17,011,831	\$ 32,734	0%
	Statewide Total	8,520	1,716	20%	\$ 71,590,311	\$ 6,582,477	9%

Chart J: Restitution Interest Collections

District	County / Location	FY24 - Location	FY24 - District	FY23 - Location	FY23 - District	FY22 - Location	FY22 - District	FY21 - Location	FY21 - District
1	Gilpin (Central City)	\$ 4,478	\$ 358,961	\$ 5,579	\$ 426,518	\$ 6,295	\$ 365,502	\$ 6,653	\$ 338,606
	Jefferson (Golden)	\$ 354,483		\$ 420,939		\$ 359,207		\$ 331,953	
2	Denver (District)	\$ 412,145	\$ 521,569	\$ 486,831	\$ 610,090	\$ 281,824	\$ 323,996	\$ 404,469	\$ 440,430
	Denver (Juvenile)	\$ 109,425		\$ 123,259		\$ 42,172		\$ 35,961	
3	Huerfano (Walsenburg)	\$ 2,863	\$ 17,800	\$ 1,511	\$ 10,830	\$ 935	\$ 4,475	\$ 2,953	\$ 11,771
	Las Animas (Trinidad)	\$ 14,937		\$ 9,318		\$ 3,540		\$ 8,817	
4	El Paso (Colo. Springs)	\$ 805,073	\$ 826,137	\$ 835,844	\$ 849,374	\$ 767,111	\$ 776,396	\$ 559,388	\$ 571,370
	Teller (Cripple Creek)	\$ 21,064		\$ 13,530		\$ 9,284		\$ 11,981	
5	Clear Creek (Georgetown)	\$ 5,913	\$ 72,044	\$ 8,396	\$ 47,798	\$ 2,184	\$ 67,519	\$ 3,767	\$ 27,228
	Eagle	\$ 39,947		\$ 21,055		\$ 41,494		\$ 12,069	
	Eagle (Basalt)	\$ 4,209		\$ 8,337		\$ 8,865		\$ 3,790	
	Lake (Leadville)	\$ 21,833		\$ 10,010		\$ 14,977		\$ 7,566	
	Summit (Breckenridge)	\$ 142		\$ -		\$ -		\$ 37	
6	Archuleta (Pagosa Springs)	\$ 3,369	\$ 32,708	\$ 39,577	\$ 76,388	\$ 9,795	\$ 36,618	\$ 1,808	\$ 25,695
	La Plata (Durango)	\$ 29,339		\$ 36,808		\$ 26,824		\$ 23,805	
	San Juan (Silverton)	\$ -		\$ 2		\$ -		\$ 82	
7	Delta	\$ 20,822	\$ 53,788	\$ 42,313	\$ 88,219	\$ 3,435	\$ 50,720	\$ 3,263	\$ 79,684
	Gunnison	\$ 2,043		\$ 10,880		\$ 6,777		\$ 8,534	
	Hinsdale (Lake City)	\$ 1,585		\$ -		\$ -		\$ -	
	Montrose	\$ 25,237		\$ 26,045		\$ 39,818		\$ 66,545	
	Montrose (Nucla)	\$ 1,653		\$ 2,031		\$ -		\$ 545	
	Ourray	\$ 2,442		\$ 5,720		\$ 457		\$ 797	
8	San Miguel (Telluride)	\$ 7		\$ 1,231		\$ 233		\$ -	
	Jackson (Walden)	\$ 603	\$ 253,747	\$ 295	\$ 268,687	\$ 3	\$ 277,527	\$ 3,248	\$ 186,344
	Larimer (Ft. Collins)	\$ 246,083		\$ 257,609		\$ 261,683		\$ 177,272	
9	Larimer (Loveland)	\$ 7,061		\$ 10,783		\$ 15,840		\$ 5,824	
	Garfield (Glenwood Springs)	\$ 22,111	\$ 32,650	\$ 32,560	\$ 46,990	\$ 15,706	\$ 37,890	\$ 36,181	\$ 41,119
	Garfield (Rifle)	\$ 3,835		\$ 8,193		\$ 17,995		\$ 4,199	
	Pitkin (Aspen)	\$ 1,115		\$ 3,929		\$ 3,454		\$ 396	
	Rio Blanco (Meeker)	\$ 479		\$ 1,699		\$ 735		\$ 316	
10	Rio Blanco (Rangely)	\$ 5,110		\$ 610		\$ -		\$ 27	
	Pueblo	\$ 130,625	\$ 130,625	\$ 139,924	\$ 139,924	\$ 63,220	\$ 63,220	\$ 61,998	\$ 61,998
11	Chaffee (Salida)	\$ 18,386	\$ 61,778	\$ 21,951	\$ 72,294	\$ 16,503	\$ 55,837	\$ 23,514	\$ 64,358
	Custer (Westcliffe)	\$ 1,134		\$ 743		\$ 3,432		\$ 3,347	
	Fremont (Canon City)	\$ 36,742		\$ 43,436		\$ 28,972		\$ 28,442	
	Park (Fairplay)	\$ 5,516		\$ 6,165		\$ 6,929		\$ 9,055	
12	Alamosa	\$ 13,860	\$ 30,763	\$ 28,136	\$ 62,468	\$ 36,238	\$ 43,439	\$ 19,147	\$ 33,070
	Conejos	\$ 4,570		\$ 10,655		\$ 713		\$ 5,631	
	Costilla (San Luis)	\$ 2,352		\$ 289		\$ 372		\$ 565	
	Mineral (Creede)	\$ -		\$ 5,144		\$ -		\$ 134	
	Rio Grande (Del Norte)	\$ 4,426		\$ 4,999		\$ 4,198		\$ 4,960	
13	Saguache	\$ 5,555		\$ 13,246		\$ 1,918		\$ 2,633	
	Kit Carson (Burlington)	\$ 1,252	\$ 46,239	\$ 882	\$ 59,851	\$ 1,616	\$ 65,784	\$ 1,215	\$ 44,472
	Logan (Sterling)	\$ 11,574		\$ 12,442		\$ 11,024		\$ 16,770	
	Morgan (Ft. Morgan)	\$ 26,808		\$ 41,898		\$ 23,775		\$ 19,608	
	Phillips (Holyoke)	\$ 1,606		\$ 841		\$ 1,440		\$ 928	
	Sedgwick (Julesburg)	\$ 785		\$ 1,688		\$ 91		\$ 125	
	Washington (Akron)	\$ 301		\$ 266		\$ 299		\$ 1,079	
14	Yuma (Wray)	\$ 3,912		\$ 1,835		\$ 27,538		\$ 4,748	
	Grand (Hot Sulphur Springs)	\$ 38,191	\$ 51,404	\$ 41,674	\$ 112,731	\$ 13,502	\$ 59,024	\$ 6,272	\$ 19,791
	Moffat (Craig)	\$ 10,094		\$ 35,143		\$ 10,905		\$ 6,607	
15	Routt (Steamboat)	\$ 3,119		\$ 35,914		\$ 34,618		\$ 6,912	
	Baca (Springfield)	\$ 1,503	\$ 11,965	\$ 3,015	\$ 18,199	\$ 4,089	\$ 15,023	\$ 4,289	\$ 9,662
	Cheyenne (Cheyenne Wells)	\$ 2,770		\$ 264		\$ 85		\$ 578	
	Kiowa (Eads)	\$ 187		\$ 721		\$ 2,096		\$ 220	
16	Prowers (Lamar)	\$ 7,505		\$ 14,199		\$ 8,752		\$ 4,575	
	Bent (Las Animas)	\$ 2,192	\$ 26,108	\$ 4,987	\$ 31,214	\$ 2,053	\$ 5,912	\$ 4,312	\$ 15,266
	Crowley (Ordway)	\$ 6,223		\$ 3,325		\$ 96		\$ 295	
	Otero (Laf Junta)	\$ 17,693		\$ 22,901		\$ 3,764		\$ 10,659	
17	Adams (Brighton)	\$ 579,295	\$ 602,911	\$ 532,983	\$ 590,286	\$ 279,809	\$ 301,156	\$ 281,518	\$ 299,633
	Broomfield County	\$ 23,616		\$ 57,304		\$ 21,347		\$ 18,114	
18	Arapahoe	\$ 536,660	\$ 787,358	\$ 542,065	\$ 773,536	\$ 384,004	\$ 624,124	\$ 402,409	\$ 523,048
	Douglas (Castle Rock)	\$ 243,667		\$ 209,811		\$ 212,824		\$ 116,157	
	Elbert (Kiowa)	\$ 5,537		\$ 9,879		\$ 23,867		\$ 3,427	
	Lincoln (Hugo)	\$ 1,493		\$ 11,780		\$ 3,429		\$ 1,055	
19	Weid (Greeley)	\$ 415,796	\$ 415,796	\$ 296,207	\$ 296,207	\$ 241,574	\$ 241,574	\$ 176,298	\$ 176,298
	Boulder	\$ 156,278	\$ 168,437	\$ 213,163	\$ 226,877	\$ 101,770	\$ 112,642	\$ 328,329	\$ 349,437
20	Boulder (Longmont)	\$ 12,159		\$ 13,714		\$ 10,872		\$ 21,107	
	Mesa (Grand Junction)	\$ 163,429	\$ 163,429	\$ 179,143	\$ 179,143	\$ 120,287	\$ 120,287	\$ 84,404	\$ 84,404
22	Dolores (Dove Creek)	\$ 1,759	\$ 25,632	\$ 417	\$ 25,260	\$ 752	\$ 15,938	\$ 1,579	\$ 20,254
	Montezuma (Cortez)	\$ 23,873		\$ 24,843		\$ 15,186		\$ 18,675	
Statewide Totals			\$ 4,691,851		\$ 5,012,884		\$ 3,664,602		\$ 3,423,938

A white mountain goat with small, dark horns is the central focus, standing on a rocky, reddish-brown trail. The goat is facing left, looking slightly towards the camera. The background features a steep, rocky mountain slope with patches of green grass and small plants. The sky is a clear, pale blue. In the foreground, there are large, grey and reddish rocks, and some green plants with small yellow flowers.

**Section IX:
Colorado Probation**

Photo Credit: Sherry Foco

Chief Probation Officers

**FIRST
JUDICIAL DISTRICT**

Michael Pisney
Marcy Becker, Deputy

**SECOND
JUDICIAL DISTRICT
ADULT**

Cary Heck
Cheryl Frenette, Deputy
(retired)
Steven Rael, Deputy

**SECOND JUDICIAL
DISTRICT JUVENILE**

Kimberly Howard

**THIRD
JUDICIAL DISTRICT**

Martin Malouff

**FOURTH
JUDICIAL DISTRICT**

Ryan Mills
Jennifer Hernandez, Deputy

**FIFTH
JUDICIAL DISTRICT**

Julie Hanks

**SIXTH
JUDICIAL DISTRICT**

Thomas Harms

**SEVENTH
JUDICIAL DISTRICT**

Rob Omer

**EIGHTH
JUDICIAL DISTRICT**

Greg Otte
Nicole Feltz, Deputy

**NINTH
JUDICIAL DISTRICT**

Joe Gerber

**TENTH
JUDICIAL DISTRICT**

Don Castro

**ELEVENTH
JUDICIAL DISTRICT**

Michael O'Rourke

**TWELFTH
JUDICIAL DISTRICT**

Bill Gurule

**THIRTEENTH
JUDICIAL DISTRICT**

John Draxler

**FOURTEENTH
JUDICIAL DISTRICT**

Timothy Griffith

**FIFTEENTH
JUDICIAL DISTRICT**

Byron Hall

**SIXTEENTH
JUDICIAL DISTRICT**

David Book

**SEVENTEENTH
JUDICIAL DISTRICT**

Jenifer Morgen
Jennifer Singh, Deputy

**EIGHTEENTH
JUDICIAL DISTRICT**

Doug Gray
Anthony Getzberg, Deputy

**NINETEENTH
JUDICIAL DISTRICT**

Jerry Green
Cory Flummerfelt, Deputy

**TWENTIETH
JUDICIAL DISTRICT**

Anjali Nandi
Joseph Creel, Deputy

**TWENTY-FIRST
JUDICIAL DISTRICT**

William Riebel

**TWENTY-SECOND
JUDICIAL DISTRICT**

Sonia Buffington

Updated as of 8/21/24

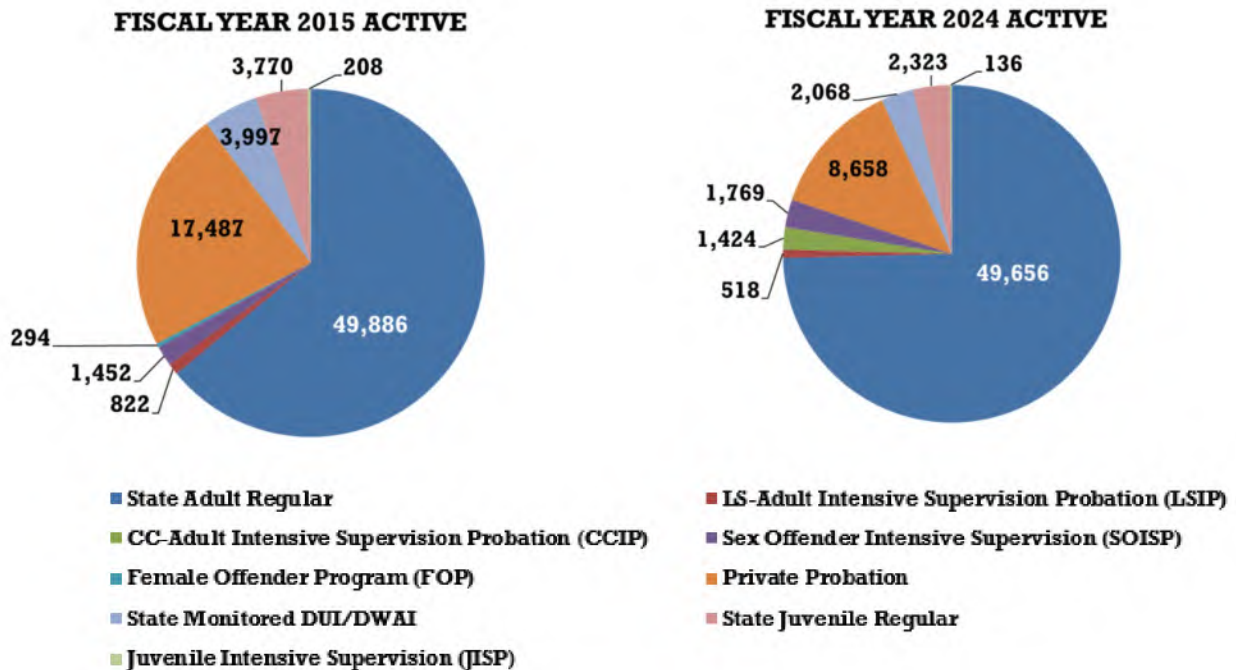
Colorado Probation

Colorado Probation is committed to Public Safety, Victim and Community Reparation through Offender Accountability, Skill and Competency Development and Services to the Communities of Colorado.

Serving under the Colorado Judicial Department, Colorado Probation comprises 23 probation departments and the Division of Probation Services (DPS). The probation departments, located throughout the state, interface directly with probationers to provide rehabilitation, skill development, and enhance public safety for all residents of Colorado. The Division of Probation Services provides support and administrative services to the local probation departments.

The report that follows presents detailed and summary information pertaining to the many programs Colorado Probation employs to effectively supervise its clients. These programs support research informed practices and tailored supervision strategies to best serve both individuals on supervision and our local communities. Programs used by Colorado Probation include the following: Adult Regular State Probation; Juvenile Regular Probation, Intensive Supervision Probation (LSIP); Intensive Supervision Probation (CCIP); Juvenile Intensive Supervision Probation (JISP); Sex Offender Intensive Supervision Probation (SOISP); Private Probation; and State Monitored DUI/DWAI (ADDS). Probation also provides victim services to those impacted by crime. The number of clients served under each of the programs is presented in Chart 5 below, which captures the current number of probationers in each program along with a historical perspective to illustrate how the probation population has shifted over time.

**Chart 5: Probation Active Population on June 30th
Proportion of Probationers by Program Type- Ten Year Comparison**



As illustrated in Chart 5, the probation population has evolved considerably over the last ten years. Not only has the number of clients decreased, but the placement of clients in various programs has evolved. The following sections contain additional information on each of these programs.

**Table 42:
Grand Totals - Probation
Adult Regular, Private, Juvenile Regular, Intensive Programs, Monitoring and
Investigations
Fiscal Year 2023 and Fiscal Year 2024**

	Investigations/DUI Evaluations		New Clients		Closures		Active as of June 30 (Supervision/Monitoring)	
	FY 2023	FY 2024	FY 2023	FY 2024	FY 2023	FY 2024	FY 2023	FY 2024
State Adult Regular	12,298	11,768	34,464	34,155	27,625	27,630	50,547	49,656
LS-Adult Intensive Supervision Probation (LSIP)¹			374	362	376	360	583	518
CC-Adult Intensive Supervision Probation(CCIP)²			1,091	1,118	763	888	1,360	1,424
Sex Offender Intensive Supervision (SOISP)			400	533	332	331	1,658	1,769
Private Probation			3,684	3,627	4,790	4,349	8,408	8,658
State Monitored/DUI/DWAI	15,246	14,433	1,692	1,545	1,339	1,361	3,063	2,068
Grand Total Adult Population	27,544	26,201	41,705	41,340	35,225	34,919	65,619	64,093

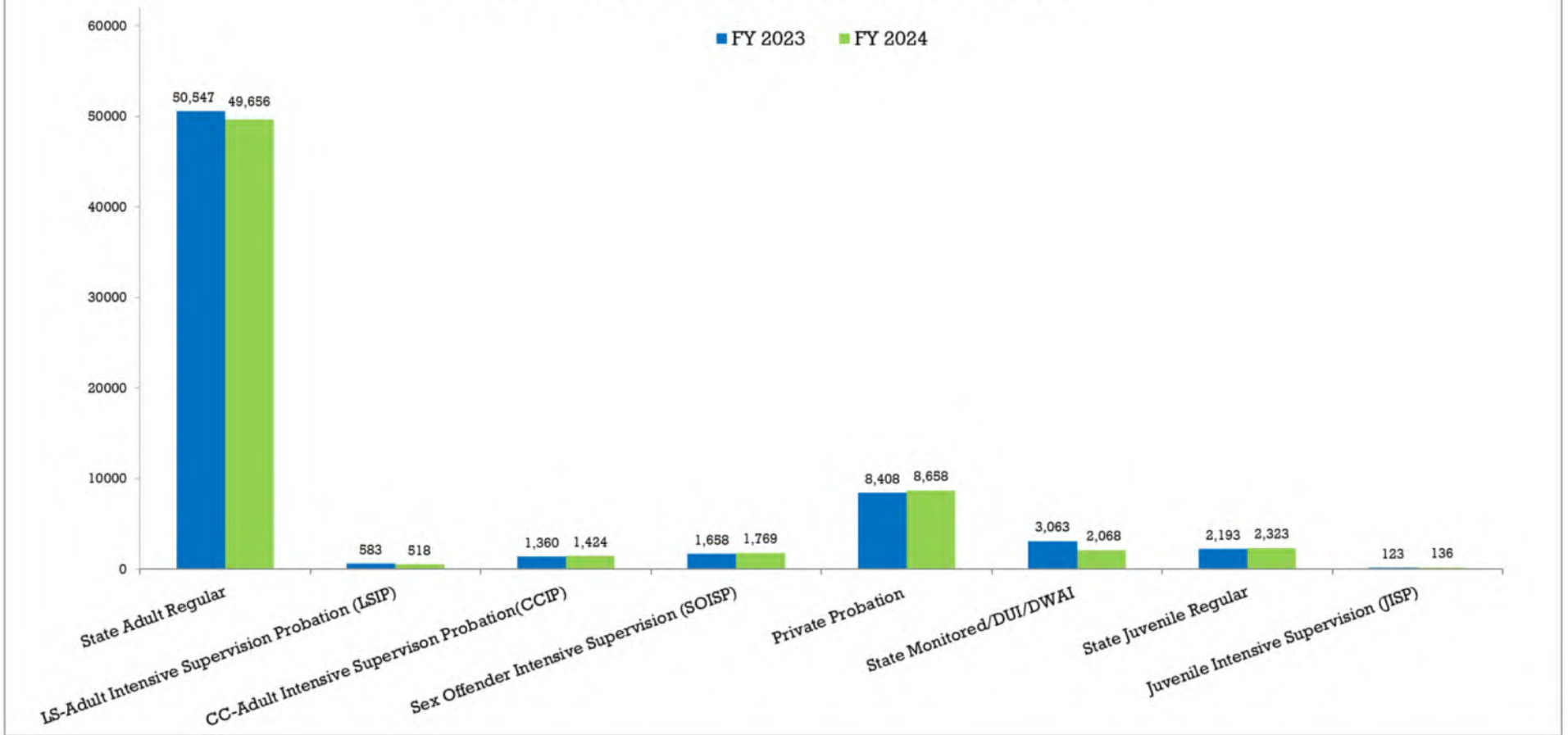
	Investigations		New Clients		Closures		Active as of June 30 (Supervision)	
	FY 2023	FY 2024	FY 2023	FY 2024	FY 2023	FY 2024	FY 2023	FY 2024
State Juvenile Regular	2,123	1,897	1,822	1,930	1,314	1,393	2,193	2,323
Juvenile Intensive Supervision (JISP)			52	64	56	51	123	136
Grand Total Juvenile Population	2,123	1,897	1,874	1,994	1,370	1,444	2,316	2,459

	Investigations/DUI Evaluations		New Clients		Closures		Active as of June 30 (Supervision/Monitoring)	
	FY 2023	FY 2024	FY 2023	FY 2024	FY 2023	FY 2024	FY 2023	FY 2024
Grand Total Adult and Juvenile Population	29,667	28,098	43,579	43,334	36,595	36,363	67,935	66,552

¹**LS-Adult Intensive Supervision Probation (LSIP):** The AISP program was modified and renamed in 2013, following the passage of HB13-250. LSIP targets the higher risk/lower needs (absence of substance dependence and mental health issues) probationers. The program is designed to address specific criminogenic needs with intensive interventions.

²**CC-Adult Intensive Supervision Probation (CCIP):** The CCIP program was fully implemented in FY 2020. CCIP targets the higher risk/higher needs (significant disruptions due to substance abuse, mental health issues, and stability factors) probationers. The program is designed to address specific criminogenic needs with a variety of interventions.

**Chart 6: Probation Active Population on June 30th
FISCAL YEAR 2023 compared to FISCAL YEAR 2024**



**Table 43:
Colorado Adult Probation
State Regular and Private Combined
Successful/Unsuccessful Terminations
Fiscal Year 2024**

	SUCCESSFUL TERMINATIONS ¹				UNSUCCESSFUL TERMINATIONS ³											
TYPE:	Successful				Revoked				Absconded				Total Terminations ⁴			
	State	Private ²	TOTAL		State	Private ²	TOTAL		State	Private ²	TOTAL		State	Private ²	TOTAL	
DISTRICT	Number	Number	Number	%	Number	Number	Number	%	Number	Number	Number	%	Number	Number	Number	%
1	1,543	540	2,083	65%	649	34	683	21%	399	45	444	14%	2,591	619	3,210	100%
2	778	0	778	47%	417	0	417	25%	449	0	449	27%	1,644	0	1,644	100%
3	143	0	143	74%	18	0	18	9%	32	0	32	17%	193	0	193	100%
4	1,378	744	2,122	64%	485	29	514	15%	621	67	688	21%	2,484	840	3,324	100%
5	671	0	671	80%	65	0	65	8%	106	0	106	13%	842	0	842	100%
6	291	0	291	70%	85	0	85	20%	41	0	41	10%	417	0	417	100%
7	387	0	387	76%	57	0	57	11%	66	0	66	13%	510	0	510	100%
8	1,173	349	1,522	69%	350	16	366	17%	293	9	302	14%	1,816	374	2,190	100%
9	357	0	357	80%	48	0	48	11%	42	0	42	9%	447	0	447	100%
10	478	114	592	55%	265	16	281	26%	168	30	198	18%	911	160	1,071	100%
11	447	87	534	72%	126	2	128	17%	71	5	76	10%	644	94	738	100%
12	282	0	282	62%	126	0	126	28%	47	0	47	10%	455	0	455	100%
13	417	0	417	77%	77	0	77	14%	51	0	51	9%	545	0	545	100%
14	295	0	295	82%	39	0	39	11%	24	0	24	7%	358	0	358	100%
15	112	0	112	73%	27	0	27	18%	14	0	14	9%	153	0	153	100%
16	113	0	113	67%	32	0	32	19%	23	0	23	14%	168	0	168	100%
17	1,984	416	2,400	61%	812	40	852	22%	657	43	700	18%	3,453	499	3,952	100%
18	1,954	788	2,742	66%	732	62	794	19%	557	44	601	15%	3,243	894	4,137	100%
19	1,159	238	1,397	68%	356	11	367	18%	264	24	288	14%	1,779	273	2,052	100%
20	651	492	1,143	73%	232	28	260	17%	138	28	166	11%	1,021	548	1,569	100%
21	531	0	531	65%	166	0	166	20%	126	0	126	15%	823	0	823	100%
22	116	0	116	61%	34	0	34	18%	40	0	40	21%	190	0	190	100%
STATE	15,260	3,768	19,028	66%	5,198	238	5,436	19%	4,229	295	4,524	16%	24,687	4,301	28,988	100%

¹**Successful Terminations:** This number includes the state successful terminations and private successful terminations.

²**Colorado Private Probation:** In FY 2018 the private probation section of the annual report was adjusted to combine non-DUI/DWAI private probation numbers with DUI/DWAI private probation numbers. Previous annual reports displayed these numbers separately.

³**Unsuccessful Terminations:** This column includes those probationers who were revoked or absconded. A revocation is defined as a termination from probation supervision for technical violations, a new misdemeanor, or new felony. A revocation to Community Corrections is NOT included in this section. These individuals are not included on this table as they are still under the supervision and jurisdiction of probation. Absconded refers to probationers who become fugitives and are no longer compliant with probation supervision.

⁴**Total Terminations:** This table includes: successful terminations, revocations and absconders from probation supervision. Additional types of probation closures are included in Table 52 and Table 64.

Note: Percentages may not total 100 percent because of rounding.

A white mountain goat with small, dark horns is standing on a rocky, grassy slope. The goat is facing left and appears to be looking down at the ground. The background shows a steep, rocky hillside with patches of green grass and a clear blue sky. The overall scene is a natural, high-altitude environment.

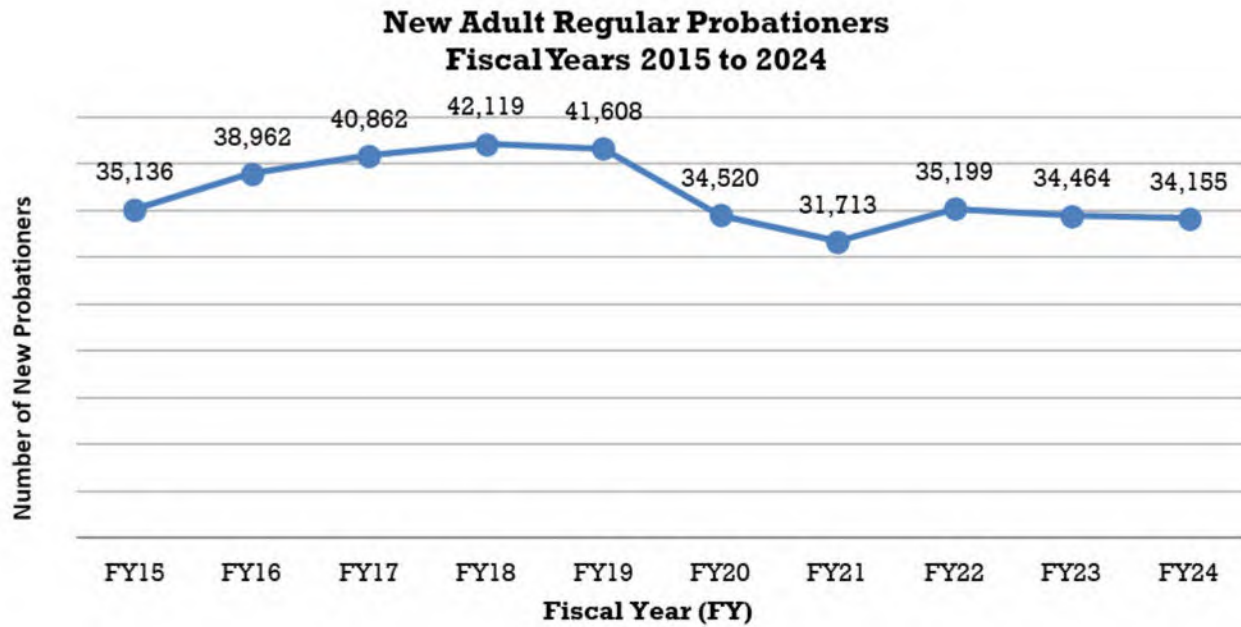
**Adult State
Regular Probation**

Photo Credit: Sherry Foco

Adult Regular Probation

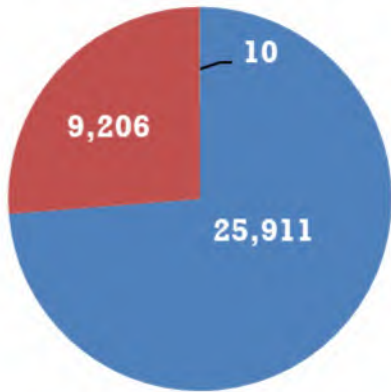
The Colorado Judicial Department administers adult probation in 22 judicial districts. There are over 70 separate probation locations throughout the state providing services to the courts, victims, and probation clients. The Division of Probation Services publishes standards for probation supervision. Within the limits of statute and state standards, each district is free to develop and structure programs that address the needs of the local court and the community. In all districts, probationers are assessed for risk and need factors. Based on these assessments, probationers are supervised accordingly and referred for treatment and other relevant services during their period of supervision.

In FY 2024, there were 34,155 adults sentenced to probation and on June 30, 2024, there were 49,656 adult probationers on regular supervision. In FY 2024, 62% of adults completed regular state probation successfully.

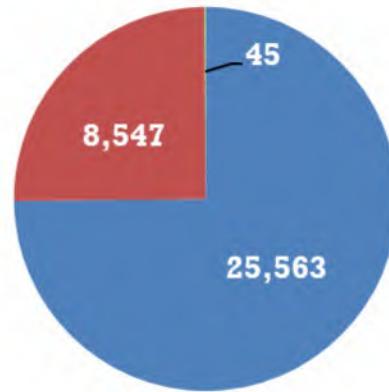


**Chart 7: New Adult Probationers by Gender
Ten Year Comparison**

FISCAL YEAR 2015 NEW



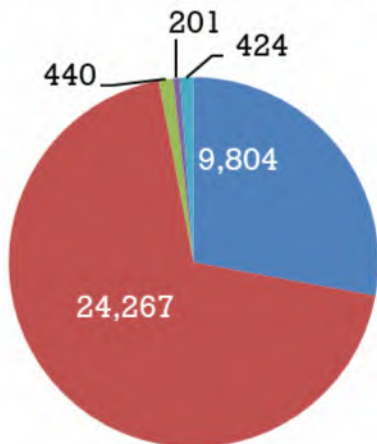
FISCAL YEAR 2024 NEW



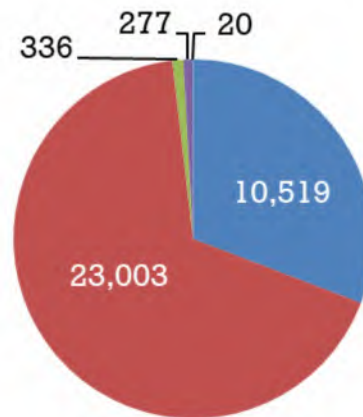
■ Male ■ Female ■ Unknown

**Chart 8: New Adult Probationers by Offense Type
Ten Year Comparison**

FISCAL YEAR 2015 NEW



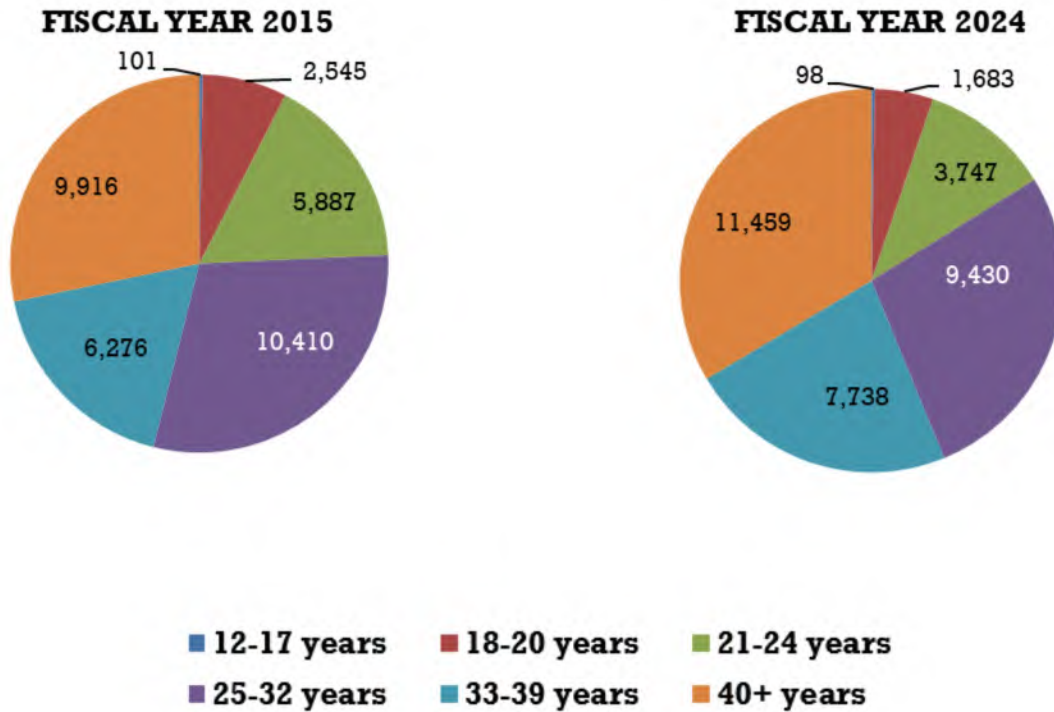
FISCAL YEAR 2024 NEW



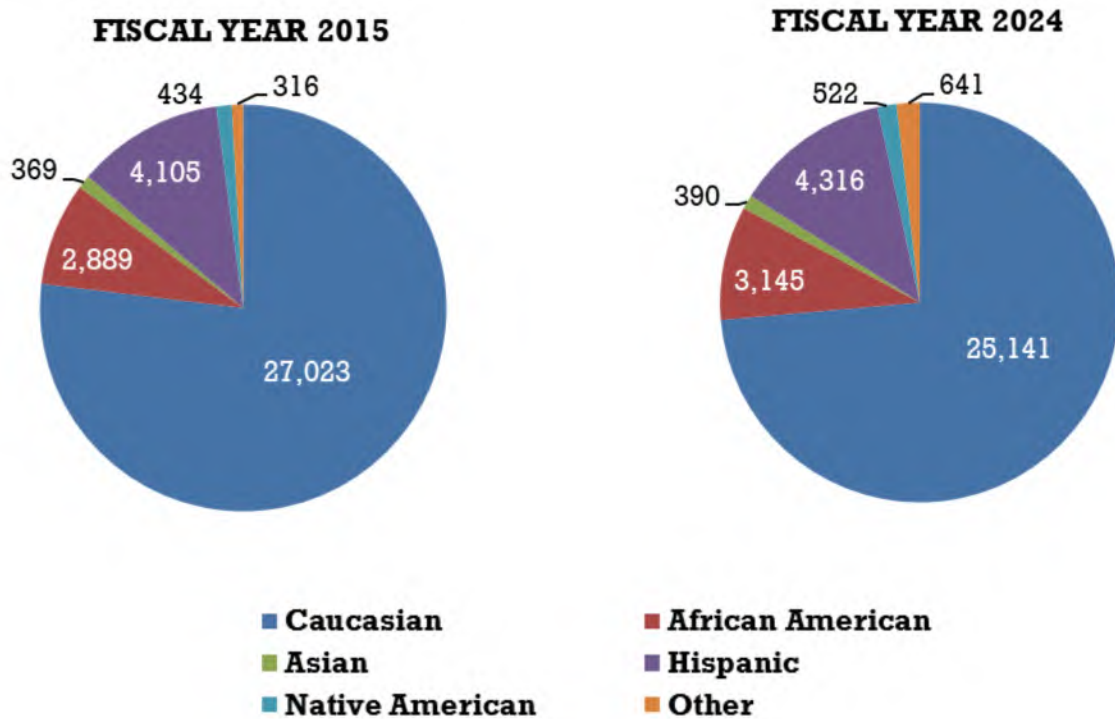
■ Felony ■ Misdemeanor ■ Petty Offense ■ Traffic ■ Other

Other: Offenses coded without a law class. Programming enhancements completed in FY 2016 have increased the ability to capture offense class types which significantly reduced the number of cases in the "other" category.

**Chart 9: New Adult Probationers by Age
Ten Year Comparison**



**Chart 10: New Adult Probationers by Race/Ethnicity
Ten Year Comparison**



Race/Ethnicity: Demographic information is received through electronic transfer or paper filings from Law Enforcement and/or the District Attorney. Judicial's case management system currently blends race and ethnicity fields.

**Table 44:
Colorado State Adult Regular Probation
Investigations
Fiscal Year 2024**

TYPE: DISTRICT	Sex Offender Investigations		Pre-Sentence Investigations		DUI/DWAI Evaluations ¹		Updated Pre- Sentence Investigations		Assessment Intake Evaluations		Assessment Summary Report		Interstate Investigations to Colorado		Administrative Investigations (additional cases)		TOTAL INVESTIGATIONS	
	Number	%	Number	%	Number	%	Number	%	Number	%	Number	%	Number	%	Number	%	Number	%
1	133	5%	683	28%	1,393	57%	37	2%	0	0%	0	0%	27	1%	172	7%	2,445	100%
2	98	8%	698	57%	34	3%	15	1%	0	0%	50	4%	118	10%	201	17%	1,214	100%
3	1	0%	91	45%	87	43%	0	0%	0	0%	0	0%	2	1%	22	11%	203	100%
4	121	3%	789	21%	2,301	61%	70	2%	0	0%	0	0%	113	3%	390	10%	3,784	100%
5	22	3%	76	9%	636	78%	14	2%	16	2%	0	0%	7	1%	44	5%	815	100%
6	13	2%	289	34%	510	60%	12	1%	0	0%	0	0%	1	0%	28	3%	853	100%
7	12	2%	144	20%	406	55%	19	3%	54	7%	0	0%	13	2%	87	12%	735	100%
8	83	4%	509	24%	1,107	51%	33	2%	55	3%	0	0%	44	2%	325	15%	2,156	100%
9	14	2%	107	15%	486	66%	8	1%	11	2%	27	4%	9	1%	69	9%	731	100%
10	24	3%	174	22%	466	58%	2	0%	0	0%	52	6%	26	3%	63	8%	807	100%
11	16	4%	59	14%	291	68%	2	0%	0	0%	1	0%	17	4%	41	10%	427	100%
12	7	1%	191	27%	204	29%	0	0%	240	34%	0	0%	12	2%	50	7%	704	100%
13	37	7%	110	20%	299	55%	10	2%	0	0%	0	0%	18	3%	65	12%	539	100%
14	4	1%	49	10%	401	83%	4	1%	0	0%	0	0%	12	2%	16	3%	486	100%
15	3	2%	45	35%	65	51%	0	0%	0	0%	0	0%	9	7%	5	4%	127	100%
16	4	1%	113	39%	92	32%	8	3%	20	7%	3	1%	4	1%	46	16%	290	100%
17	106	4%	567	20%	1,723	62%	3	0%	0	0%	113	4%	51	2%	213	8%	2,776	100%
18	145	6%	548	21%	1,711	66%	1	0%	0	0%	0	0%	101	4%	104	4%	2,610	100%
19	55	3%	474	28%	851	51%	0	0%	0	0%	0	0%	37	2%	267	16%	1,684	100%
20	39	3%	239	20%	649	55%	16	1%	0	0%	0	0%	17	1%	219	19%	1,179	100%
21	55	4%	342	28%	565	46%	29	2%	0	0%	0	0%	12	1%	233	19%	1,236	100%
22	7	2%	201	50%	156	39%	4	1%	0	0%	0	0%	4	1%	28	7%	400	100%
STATE	999	4%	6,498	25%	14,433	55%	287	1%	396	2%	246	1%	654	2%	2,688	10%	26,201	99%

Denver County ²	0	0%	0	0%	840	100%	0	0%	0	0%	0	0%	0	0%	0	0%	840	100%
STATE TOTAL (with Denver County)	999	4%	6,498	24%	15,273	56%	287	1%	396	1%	246	1%	654	2%	2,688	10%	27,041	100%

¹**DUI/DWAI Evaluations:** In previous annual reports this data was reported in Table 94. As of FY 2008 this information is now included in this table.

²**Denver County:** Colorado Judicial contracts with the Denver County Court for alcohol evaluations. Denver County Court is not part of the State Court data system, therefore this data is reported by Denver County for inclusion in this table.

Note: Percentages may not total 100 percent because of rounding.

**Table 45:
Colorado State Adult Regular Probation
New Clients by Offense Type
Fiscal Year 2024**

TYPE: DISTRICT	Felony		Misdemeanor		Petty Offense		Traffic		Other (offense coded without a law class)		TOTAL NEW CLIENTS	
	Number	%	Number	%	Number	%	Number	%	Number	%	Number	%
1	838	27%	2,256	72%	24	1%	13	0%	2	0%	3,133	100%
2	1,852	69%	812	30%	2	0%	2	0%	0	0%	2,668	100%
3	76	37%	130	63%	1	0%	0	0%	0	0%	207	100%
4	1,442	44%	1,814	55%	6	0%	26	1%	4	0%	3,292	100%
5	201	22%	700	75%	21	2%	7	1%	0	0%	929	100%
6	134	22%	450	75%	8	1%	6	1%	0	0%	598	100%
7	178	23%	564	74%	11	1%	6	1%	0	0%	759	100%
8	583	22%	2,042	77%	28	1%	13	0%	1	0%	2,667	100%
9	122	20%	461	76%	19	3%	1	0%	0	0%	603	100%
10	361	28%	888	70%	9	1%	12	1%	2	0%	1,272	100%
11	129	20%	510	77%	6	1%	13	2%	0	0%	658	100%
12	99	20%	394	79%	4	1%	5	1%	0	0%	502	100%
13	150	22%	514	74%	20	3%	9	1%	0	0%	693	100%
14	82	15%	456	83%	11	2%	3	1%	0	0%	552	100%
15	44	35%	80	64%	2	2%	0	0%	0	0%	125	100%
16	100	35%	186	65%	0	0%	2	1%	0	0%	289	100%
17	1,212	27%	3,286	72%	24	1%	14	0%	4	0%	4,540	100%
18	1,374	29%	3,210	69%	32	1%	61	1%	4	0%	4,680	100%
19	569	23%	1,799	73%	42	2%	52	2%	2	0%	2,464	100%
20	532	26%	1,462	71%	55	3%	23	1%	1	0%	2,073	100%
21	381	33%	747	66%	8	1%	4	0%	0	0%	1,140	100%
22	61	20%	243	78%	3	1%	4	1%	0	0%	311	100%
STATE	10,519	31%	23,003	67%	336	1%	277	1%	20	0%	34,155	100%

¹**Other (offense coded without a law class):** Programming enhancements completed in FY 2016 have increased the ability to capture offense class types which significantly reduced the number of cases in the "other" category.

Note: Percentages may not total 100 percent because of rounding.

**Table 46:
Colorado State Adult Regular Probation
New Clients by Court of Origin
Fiscal Year 2024**

TYPE: DISTRICT	District Court		County Court		Interstate Transfers to Colorado		TOTAL NEW CLIENTS	
	Number	%	Number	%	Number	%	Number	%
1	1,482	47%	1,606	51%	45	1%	3,133	100%
2	2,497	94%	112	4%	59	2%	2,668	100%
3	108	52%	91	44%	8	4%	207	100%
4	1,923	58%	1,290	39%	79	2%	3,292	100%
5	342	37%	580	62%	7	1%	929	100%
6	212	35%	371	62%	15	3%	598	100%
7	317	42%	428	56%	14	2%	759	100%
8	890	33%	1,746	65%	31	1%	2,667	100%
9	182	30%	412	68%	9	1%	603	100%
10	676	53%	571	45%	25	2%	1,272	100%
11	266	40%	376	57%	16	2%	658	100%
12	224	45%	269	54%	9	2%	502	100%
13	266	38%	412	59%	15	2%	693	100%
14	183	33%	358	65%	11	2%	552	100%
15	65	52%	52	42%	8	6%	125	100%
16	155	54%	127	44%	7	2%	289	100%
17	2,030	45%	2,458	54%	52	1%	4,540	100%
18	2,102	45%	2,536	54%	42	1%	4,680	100%
19	884	36%	1,547	63%	33	1%	2,464	100%
20	917	44%	1,136	55%	20	1%	2,073	100%
21	609	53%	523	46%	8	1%	1,140	100%
22	111	36%	196	63%	4	1%	311	100%
STATE	16,441	48%	17,197	50%	517	2%	34,155	100%

Note: Percentages may not total 100 percent because of rounding.

**Table 47:
Colorado State Adult Regular Probation
New Clients by Supervision Type
Fiscal Year 2024**

TYPE:	Probation		Probation Revoked and Re-sentenced ²		Interstate Transfers to Colorado		Courtesy Supervision from Other Colorado Probation Districts		Direct Sentence Community Corrections		Deferred Judgment and Sentence		Diversion to be Supervised by Probation ¹		TOTAL NEW CLIENTS	
	DISTRICT	Number	%	Number	%	Number	%	Number	%	Number	%	Number	%	Number	%	Number
1	1,998	64%	109	3%	45	1%	293	9%	92	3%	595	19%	1	0%	3,133	100%
2	1,814	68%	73	3%	59	2%	317	12%	170	6%	235	9%	0	0%	2,668	100%
3	83	40%	7	3%	8	4%	33	16%	9	4%	67	32%	0	0%	207	100%
4	1,853	56%	123	4%	79	2%	261	8%	137	4%	839	25%	0	0%	3,292	100%
5	576	62%	23	2%	7	1%	111	12%	22	2%	190	20%	0	0%	929	100%
6	377	63%	6	1%	15	3%	51	9%	22	4%	127	21%	0	0%	598	100%
7	407	54%	21	3%	14	2%	135	18%	18	2%	164	22%	0	0%	759	100%
8	1,797	67%	68	3%	31	1%	183	7%	118	4%	470	18%	0	0%	2,667	100%
9	373	62%	13	2%	9	1%	67	11%	11	2%	130	22%	0	0%	603	100%
10	654	51%	36	3%	25	2%	129	10%	56	4%	372	29%	0	0%	1,272	100%
11	310	47%	19	3%	16	2%	68	10%	7	1%	238	36%	0	0%	658	100%
12	265	53%	7	1%	9	2%	52	10%	20	4%	149	30%	0	0%	502	100%
13	398	57%	7	1%	15	2%	100	14%	29	4%	144	21%	0	0%	693	100%
14	385	70%	4	1%	11	2%	48	9%	10	2%	94	17%	0	0%	552	100%
15	60	48%	2	2%	8	6%	23	18%	2	2%	30	24%	0	0%	125	100%
16	145	50%	1	0%	7	2%	68	24%	9	3%	59	20%	0	0%	289	100%
17	3,246	71%	127	3%	52	1%	494	11%	177	4%	444	10%	0	0%	4,540	100%
18	3,076	66%	99	2%	42	1%	457	10%	197	4%	809	17%	0	0%	4,680	100%
19	1,695	69%	61	2%	33	1%	264	11%	98	4%	313	13%	0	0%	2,464	100%
20	1,336	64%	26	1%	20	1%	171	8%	52	3%	468	23%	0	0%	2,073	100%
21	861	76%	25	2%	8	1%	148	13%	77	7%	21	2%	0	0%	1,140	100%
22	159	51%	11	4%	4	1%	26	8%	10	3%	101	32%	0	0%	311	100%
STATE	21,868	64%	868	3%	517	2%	3,499	10%	1,343	4%	6,059	18%	1	0%	34,155	100%

Note: Percentages may not total 100 percent because of rounding.

¹**Diversion to be Supervised by Probation:** Cases sentenced to probation that are supervised as part of a deferred prosecution agreement.

²**Probation Revoked and Re-sentenced:** This data represents those probationers who were administratively terminated previously (i.e. absconded) and now have been revoked and re-sentenced to probation.

**Table 48:
Colorado State Adult Regular Probation
New Clients by Gender
Fiscal Year 2024**

TYPE:		Female		Male		Unknown		TOTAL NEW CLIENTS	
DISTRICT	Number	%	Number	%	Number	%	Number	%	
1	842	27%	2,290	73%	1	0%	3,133	100%	
2	561	21%	2,107	79%	0	0%	2,668	100%	
3	55	27%	152	73%	0	0%	207	100%	
4	885	27%	2,402	73%	5	0%	3,292	100%	
5	201	22%	727	78%	1	0%	929	100%	
6	154	26%	443	74%	1	0%	598	100%	
7	157	21%	601	79%	1	0%	759	100%	
8	731	27%	1,930	72%	6	0%	2,667	100%	
9	107	18%	493	82%	3	0%	603	100%	
10	380	30%	890	70%	2	0%	1,272	100%	
11	166	25%	492	75%	0	0%	658	100%	
12	135	27%	365	73%	2	0%	502	100%	
13	185	27%	508	73%	0	0%	693	100%	
14	111	20%	441	80%	0	0%	552	100%	
15	34	27%	91	73%	0	0%	125	100%	
16	74	26%	215	74%	0	0%	289	100%	
17	1,049	23%	3,482	77%	9	0%	4,540	100%	
18	1,229	26%	3,443	74%	8	0%	4,680	100%	
19	582	24%	1,879	76%	3	0%	2,464	100%	
20	507	24%	1,564	75%	2	0%	2,073	100%	
21	304	27%	835	73%	1	0%	1,140	100%	
22	98	32%	213	68%	0	0%	311	100%	
STATE	8,547	25%	25,563	75%	45	0%	34,155	100%	

Note: Percentages may not total 100 percent because of rounding.

**Table 49:
Colorado State Adult Regular Probation
New Clients by Age
Fiscal Year 2024**

TYPE:	12-17 Years ¹		18-20 Years		21-24 Years		25-32 Years		33-39 Years		40 and above		Unknown		TOTAL NEW CLIENTS	
DISTRICT	Number	%	Number	%	Number	%	Number	%	Number	%	Number	%	Number	%	Number	%
1	8	0%	123	4%	278	9%	914	29%	729	23%	1,081	35%	0	0%	3,133	100%
2	1	0%	106	4%	282	11%	815	31%	615	23%	849	32%	0	0%	2,668	100%
3	0	0%	12	6%	17	8%	39	19%	55	27%	84	41%	0	0%	207	100%
4	4	0%	148	4%	347	11%	861	26%	773	23%	1,159	35%	0	0%	3,292	100%
5	0	0%	39	4%	85	9%	273	29%	234	25%	298	32%	0	0%	929	100%
6	1	0%	29	5%	52	9%	157	26%	146	24%	213	36%	0	0%	598	100%
7	3	0%	35	5%	67	9%	189	25%	168	22%	297	39%	0	0%	759	100%
8	6	0%	185	7%	347	13%	717	27%	538	20%	874	33%	0	0%	2,667	100%
9	2	0%	30	5%	55	9%	172	29%	136	23%	208	34%	0	0%	603	100%
10	3	0%	68	5%	158	12%	323	25%	275	22%	445	35%	0	0%	1,272	100%
11	2	0%	33	5%	54	8%	163	25%	136	21%	270	41%	0	0%	658	100%
12	1	0%	17	3%	61	12%	133	26%	113	23%	177	35%	0	0%	502	100%
13	3	0%	31	4%	83	12%	188	27%	142	20%	246	35%	0	0%	693	100%
14	2	0%	16	3%	52	9%	138	25%	136	25%	208	38%	0	0%	552	100%
15	1	1%	8	6%	16	13%	27	22%	22	18%	51	41%	0	0%	125	100%
16	0	0%	15	5%	32	11%	70	24%	66	23%	106	37%	0	0%	289	100%
17	21	0%	257	6%	539	12%	1,322	29%	1,023	23%	1,378	30%	0	0%	4,540	100%
18	24	1%	238	5%	490	10%	1,322	28%	1,069	23%	1,537	33%	0	0%	4,680	100%
19	5	0%	112	5%	308	13%	704	29%	564	23%	771	31%	0	0%	2,464	100%
20	9	0%	111	5%	269	13%	526	25%	469	23%	689	33%	0	0%	2,073	100%
21	2	0%	54	5%	119	10%	287	25%	260	23%	418	37%	0	0%	1,140	100%
22	0	0%	16	5%	36	12%	90	29%	69	22%	100	32%	0	0%	311	100%
STATE	98	0%	1,683	5%	3,747	11%	9,430	28%	7,738	23%	11,459	34%	0	0%	34,155	100%

¹**12-17 Years:** In some jurisdictions, DUI/DWAI and underage consumption convictions for probationers under the age of 18 are captured as "adult offenses".

Note: Percentages may not total 100 percent because of rounding.

**Table 50:
Colorado State Adult Regular Probation
New Clients by Race/Ehnicity Group¹
Fiscal Year 2024**

TYPE: DISTRICT	Caucasian		African American		Asian		Hispanic		Native American		Other		TOTAL NEW CLIENTS	
	Number	%	Number	%	Number	%	Number	%	Number	%	Number	%	Number	%
1	2,489	79%	234	7%	45	1%	298	10%	34	1%	33	1%	3,133	100%
2	1,795	67%	637	24%	42	2%	145	5%	24	1%	25	1%	2,668	100%
3	147	71%	7	3%	1	0%	45	22%	1	0%	6	3%	207	100%
4	2,177	66%	517	16%	42	1%	460	14%	41	1%	55	2%	3,292	100%
5	749	81%	28	3%	8	1%	108	12%	2	0%	34	4%	929	100%
6	394	66%	14	2%	4	1%	66	11%	107	18%	13	2%	598	100%
7	617	81%	9	1%	3	0%	101	13%	6	1%	23	3%	759	100%
8	2,182	82%	126	5%	26	1%	248	9%	20	1%	65	2%	2,667	100%
9	469	78%	16	3%	3	0%	98	16%	5	1%	12	2%	603	100%
10	751	59%	62	5%	2	0%	402	32%	17	1%	38	3%	1,272	100%
11	574	87%	19	3%	1	0%	30	5%	1	0%	33	5%	658	100%
12	372	74%	9	2%	2	0%	103	21%	7	1%	9	2%	502	100%
13	497	72%	20	3%	3	0%	160	23%	5	1%	8	1%	693	100%
14	497	90%	4	1%	4	1%	35	6%	2	0%	10	2%	552	100%
15	89	71%	4	3%	0	0%	29	23%	0	0%	3	2%	125	100%
16	206	71%	8	3%	0	0%	69	24%	3	1%	3	1%	289	100%
17	3,568	79%	384	8%	55	1%	436	10%	32	1%	65	1%	4,540	100%
18	2,918	62%	800	17%	98	2%	703	15%	44	1%	117	3%	4,680	100%
19	1,816	74%	81	3%	17	1%	501	20%	19	1%	30	1%	2,464	100%
20	1,691	82%	122	6%	32	2%	174	8%	13	1%	41	2%	2,073	100%
21	986	86%	40	4%	2	0%	85	7%	14	1%	13	1%	1,140	100%
22	157	50%	4	1%	0	0%	20	6%	125	40%	5	2%	311	100%
STATE	25,141	74%	3,145	9%	390	1%	4,316	13%	522	2%	641	2%	34,155	100%

¹ **Race/Ethnicity Group:** Demographic information is received through electronic transfer or paper filings from Law Enforcement and/or the District Attorney. Judicial's case management system currently blends race and ethnicity fields.

Note: Percentages may not total 100 percent because of rounding.

**Table 51:
Colorado State Adult Regular Probation
Successful/Unsuccessful Terminations
Fiscal Year 2024**

TYPE:	SUCCESSFUL TERMINATIONS ¹		UNSUCCESSFUL TERMINATIONS ²				TOTAL TERMINATIONS ³	
	Successful		Revoked		Absconded			
DISTRICT	Number	%	Number	%	Number	%	Number	%
1	1,543	60%	649	25%	399	15%	2,591	100%
2	778	47%	417	25%	449	27%	1,644	100%
3	143	74%	18	9%	32	17%	193	100%
4	1,378	55%	485	20%	621	25%	2,484	100%
5	671	80%	65	8%	106	13%	842	100%
6	291	70%	85	20%	41	10%	417	100%
7	387	76%	57	11%	66	13%	510	100%
8	1,173	65%	350	19%	293	16%	1,816	100%
9	357	80%	48	11%	42	9%	447	100%
10	478	52%	265	29%	168	18%	911	100%
11	447	69%	126	20%	71	11%	644	100%
12	282	62%	126	28%	47	10%	455	100%
13	417	77%	77	14%	51	9%	545	100%
14	295	82%	39	11%	24	7%	358	100%
15	112	73%	27	18%	14	9%	153	100%
16	113	67%	32	19%	23	14%	168	100%
17	1,984	57%	812	24%	657	19%	3,453	100%
18	1,954	60%	732	23%	557	17%	3,243	100%
19	1,159	65%	356	20%	264	15%	1,779	100%
20	651	64%	232	23%	138	14%	1,021	100%
21	531	65%	166	20%	126	15%	823	100%
22	116	61%	34	18%	40	21%	190	100%
STATE	15,260	62%	5,198	21%	4,229	17%	24,687	100%

¹**Successful Terminations:** This column is exclusively state successful terminations.

²**Unsuccessful Terminations:** This column includes those probationers who were revoked or absconded. A revocation is defined as a termination from probation supervision for a technical violation, new misdemeanor, or new felony. A revocation to Community Corrections is NOT included in this section because these offenders are still under the supervision and jurisdiction of probation. Absconded refers to probationers who become fugitives and are no longer compliant with probation supervision.

³**Total Terminations:** This table includes: successful terminations, revocations and absconders from probation supervision. Additional types of state adult probation closures are included in Table 52.

Note: Percentages may not total 100 percent because of rounding.

**Table 52:
Colorado State Adult Regular Probation
All Probation Supervision Closure Types
Fiscal Year 2024**

TYPE:	Successful		Revoked		Absconded		Community Corrections Discharge		Deported		Death		Administrative Closure		TOTAL CLOSURES		Courtesy Transfers ¹	
	DISTRICT	Number	%	Number	%	Number	%	Number	%	Number	%	Number	%	Number	%	Number	DISTRICT	
1	1,543	53%	649	22%	399	14%	213	7%	8	0%	46	2%	41	1%	2,899	100%	296	1
2	778	36%	417	20%	449	21%	364	17%	2	0%	44	2%	79	4%	2,133	100%	314	2
3	143	66%	18	8%	32	15%	17	8%	0	0%	6	3%	2	1%	218	100%	43	3
4	1,378	50%	485	17%	621	22%	211	8%	1	0%	48	2%	32	1%	2,776	100%	227	4
5	671	76%	65	7%	106	12%	22	3%	1	0%	10	1%	5	1%	880	100%	70	5
6	291	65%	85	19%	41	9%	20	4%	0	0%	5	1%	4	1%	446	100%	39	6
7	387	70%	57	10%	66	12%	26	5%	1	0%	12	2%	3	1%	552	100%	88	7
8	1,173	56%	350	17%	293	14%	230	11%	0	0%	31	1%	9	0%	2,086	100%	174	8
9	357	75%	48	10%	42	9%	19	4%	1	0%	5	1%	3	1%	475	100%	80	9
10	478	47%	265	26%	168	17%	69	7%	0	0%	22	2%	6	1%	1,008	100%	159	10
11	447	68%	126	19%	71	11%	8	1%	0	0%	7	1%	2	0%	661	100%	85	11
12	282	57%	126	25%	47	9%	32	6%	0	0%	7	1%	3	1%	497	100%	64	12
13	417	71%	77	13%	51	9%	26	4%	1	0%	10	2%	4	1%	586	100%	81	13
14	295	77%	39	10%	24	6%	11	3%	0	0%	3	1%	12	3%	384	100%	43	14
15	112	66%	27	16%	14	8%	15	9%	0	0%	0	0%	1	1%	169	100%	25	15
16	113	58%	32	16%	23	12%	19	10%	0	0%	7	4%	0	0%	194	100%	63	16
17	1,984	53%	812	22%	657	17%	230	6%	5	0%	42	1%	45	1%	3,775	100%	479	17
18	1,954	54%	732	20%	557	15%	268	7%	19	1%	66	2%	25	1%	3,621	100%	385	18
19	1,159	59%	356	18%	264	13%	153	8%	0	0%	16	1%	25	1%	1,973	100%	257	19
20	651	58%	232	21%	138	12%	47	4%	2	0%	20	2%	27	2%	1,117	100%	177	20
21	531	54%	166	17%	126	13%	119	12%	6	1%	14	1%	16	2%	978	100%	109	21
22	116	57%	34	17%	40	20%	10	5%	0	0%	2	1%	0	0%	202	100%	17	22
STATE	15,260	55%	5,198	19%	4,229	15%	2,129	8%	47	0%	423	2%	344	1%	27,630	100%	3,275	STATE

¹**Courtesy Transfers:** Beginning in FY 2008 courtesy transfers were removed from "Total Closures" as they are accounted for within the existing closure categories. They are reported separately to track the cases transferred between districts.

Note: Percentages may not total 100 percent because of rounding.

**Table 53:
Colorado State Adult Regular Probation
Type of Revocation
Fiscal Year 2024**

TYPE: DISTRICT	New Felony ¹		New Misdemeanor ²		Technical ³		TOTAL REVOCATIONS ⁴	
	Number	%	Number	%	Number	%	Number	%
1	74	11%	64	10%	511	79%	649	100%
2	98	24%	37	9%	282	68%	417	100%
3	2	11%	4	22%	12	67%	18	100%
4	104	21%	49	10%	332	68%	485	100%
5	9	14%	13	20%	43	66%	65	100%
6	7	8%	23	27%	55	65%	85	100%
7	10	18%	4	7%	43	75%	57	100%
8	52	15%	79	23%	219	63%	350	100%
9	3	6%	5	10%	40	83%	48	100%
10	37	14%	41	15%	187	71%	265	100%
11	16	13%	13	10%	97	77%	126	100%
12	7	6%	27	21%	92	73%	126	100%
13	10	13%	6	8%	61	79%	77	100%
14	6	15%	10	26%	23	59%	39	100%
15	2	7%	3	11%	22	81%	27	100%
16	2	6%	1	3%	29	91%	32	100%
17	114	14%	99	12%	599	74%	812	100%
18	118	16%	151	21%	463	63%	732	100%
19	101	28%	80	22%	175	49%	356	100%
20	29	13%	40	17%	163	70%	232	100%
21	41	25%	32	19%	93	56%	166	100%
22	1	3%	2	6%	31	91%	34	100%
STATE	843	16%	783	15%	3,572	69%	5,198	100%

¹**New Felony:** Includes revocations for a new felony offense committed while on probation supervision.

²**New Misdemeanor:** Includes revocations for a new misdemeanor offense committed while on probation supervision.

³**Technical:** Includes revocations for technical probation supervision violations (e.g. drug use, unsuccessful discharge from treatment).

⁴**Total Revocations:** Total includes all felony, misdemeanor, and technical violations resulting in a revocation from probation.

Note: Percentages may not total 100 percent because of rounding.

**Table 54:
Colorado State Adult Regular Probation
Length of Stay
Fiscal Year 2024**

TYPE:		0-12 months		13-24 months		25-36 months		37 + months		TOTAL CLOSURES	
DISTRICT	Number	%	Number	%	Number	%	Number	%	Number	%	
1	1,072	37%	1,173	40%	425	15%	230	8%	2,899	100%	
2	883	41%	777	36%	296	14%	177	8%	2,133	100%	
3	96	44%	96	44%	18	8%	8	3%	218	100%	
4	866	31%	990	36%	458	17%	461	17%	2,776	100%	
5	315	36%	396	45%	110	13%	58	7%	880	100%	
6	178	40%	167	38%	63	14%	38	8%	446	100%	
7	210	38%	216	39%	80	15%	47	8%	552	100%	
8	791	38%	762	37%	292	14%	241	12%	2,086	100%	
9	142	30%	223	47%	66	14%	44	9%	475	100%	
10	339	34%	375	37%	160	16%	135	13%	1,008	100%	
11	228	34%	266	40%	90	14%	77	12%	661	100%	
12	239	48%	183	37%	45	9%	29	6%	497	100%	
13	224	38%	245	42%	68	12%	49	8%	586	100%	
14	171	44%	134	35%	49	13%	30	8%	384	100%	
15	56	33%	68	40%	29	17%	17	10%	169	100%	
16	66	34%	76	39%	28	14%	24	12%	194	100%	
17	1,461	39%	1,503	40%	477	13%	334	9%	3,775	100%	
18	1,566	43%	1,293	36%	453	13%	309	9%	3,621	100%	
19	617	31%	775	39%	292	15%	289	15%	1,973	100%	
20	491	44%	407	36%	123	11%	97	9%	1,117	100%	
21	365	37%	341	35%	152	16%	120	12%	978	100%	
22	88	43%	79	39%	25	12%	10	5%	202	100%	
STATE	10,461	38%	10,547	38%	3,799	14%	2,822	10%	27,630	100%	

Note: Percentages may not total 100 percent because of rounding.

**Table 55:
Colorado State Adult Regular and Private Probation
Active Client on June 30, 2024
Fiscal Year 2024**

TYPE	TOTAL STATE REGULAR CLIENTS		TOTAL PRIVATE CLIENTS		TOTAL STATE REGULAR & PRIVATE PROBATION POPULATION	
	Number	%	Number	%	Number	%
DISTRICT						
1	4,696	79%	1,254	21%	5,950	100%
2	4,079	100%	0	0%	4,079	100%
3	335	100%	0	0%	335	100%
4	5,722	75%	1,897	25%	7,619	100%
5	1,273	100%	0	0%	1,273	100%
6	960	100%	0	0%	960	100%
7	1,288	100%	0	0%	1,288	100%
8	3,417	83%	702	17%	4,119	100%
9	1,026	100%	0	0%	1,026	100%
10	1,754	74%	629	26%	2,383	100%
11	888	88%	122	12%	1,010	100%
12	644	100%	0	0%	644	100%
13	986	100%	0	0%	986	100%
14	819	100%	0	0%	819	100%
15	225	100%	0	0%	225	100%
16	415	100%	0	0%	415	100%
17	6,653	90%	747	10%	7,400	100%
18	6,320	77%	1,850	23%	8,170	100%
19	3,397	88%	465	12%	3,862	100%
20	2,213	69%	992	31%	3,205	100%
21	2,076	100%	0	0%	2,076	100%
22	470	100%	0	0%	470	100%
STATE	49,656	85%	8,658	15%	58,314	100%

Note: Percentages may not total 100 percent because of rounding.

Table 56:
Colorado State Adult Regular Probation
Active Client Risk Levels¹ on June 30, 2024
Fiscal Year 2024

Risk Levels:	New: w/in the first 30 days of supervision start date		Maximum		Medium		Minimum		Administrative		Automated Reporting Program (ARP)		Community Corrections		Interstate Transfer to Another State		TOTAL STATE PROBATION CLIENTS	
	Number	%	Number	%	Number	%	Number	%	Number	%	Number	%	Number	%	Number	%	Number	%
1	84	2%	411	9%	866	18%	1,860	40%	861	18%	249	5%	230	5%	135	3%	4,696	100%
2	21	1%	668	16%	928	23%	571	14%	905	22%	447	11%	396	10%	143	4%	4,079	100%
3	6	2%	69	21%	89	27%	91	27%	34	10%	0	0%	17	5%	29	9%	335	100%
4	26	0%	622	11%	1,408	25%	1,605	28%	1,012	18%	255	4%	416	7%	378	7%	5,722	100%
5	39	3%	108	8%	261	21%	570	45%	109	9%	0	0%	64	5%	122	10%	1,273	100%
6	11	1%	129	13%	213	22%	322	34%	66	7%	0	0%	93	10%	126	13%	960	100%
7	34	3%	205	16%	271	21%	532	41%	64	5%	61	5%	86	7%	35	3%	1,288	100%
8	78	2%	451	13%	1,079	32%	815	24%	418	12%	1	0%	354	10%	221	6%	3,417	100%
9	11	1%	76	7%	151	15%	563	55%	128	12%	0	0%	40	4%	57	6%	1,026	100%
10	51	3%	224	13%	422	24%	355	20%	355	20%	187	11%	129	7%	31	2%	1,754	100%
11	26	3%	141	16%	243	27%	283	32%	133	15%	0	0%	25	3%	37	4%	888	100%
12	11	2%	92	14%	148	23%	260	40%	69	11%	3	0%	36	6%	25	4%	644	100%
13	20	2%	127	13%	251	25%	366	37%	70	7%	21	2%	70	7%	61	6%	986	100%
14	35	4%	72	9%	216	26%	333	41%	61	7%	0	0%	30	4%	72	9%	819	100%
15	4	2%	41	18%	69	31%	80	36%	4	2%	0	0%	19	8%	8	4%	225	100%
16	7	2%	73	18%	119	29%	141	34%	51	12%	0	0%	16	4%	8	2%	415	100%
17	147	2%	756	11%	1,813	27%	1,645	25%	1,461	22%	317	5%	325	5%	189	3%	6,653	100%
18	136	2%	713	11%	2,050	32%	1,256	20%	1,083	17%	385	6%	404	6%	293	5%	6,320	100%
19	144	4%	288	8%	837	25%	952	28%	693	20%	118	3%	241	7%	124	4%	3,397	100%
20	14	1%	388	18%	573	26%	529	24%	434	20%	27	1%	122	6%	126	6%	2,213	100%
21	42	2%	186	9%	445	21%	646	31%	273	13%	166	8%	228	11%	90	4%	2,076	100%
22	13	3%	86	18%	94	20%	167	36%	53	11%	0	0%	21	4%	36	8%	470	100%
STATE	960	2%	5,926	12%	12,546	25%	13,942	28%	8,337	17%	2,237	5%	3,362	7%	2,346	5%	49,656	100%

¹**Active Client Risk Levels:** This data includes regular adult supervision, domestic violence, sex offender (Non-SOISP), problem solving court, mental health and economic crime. Detailed supervision levels for each regular adult supervision, domestic violence, sex offender (Non-SOISP), problem solving court, mental health and economic crime can be found on Tables 57 and 58.

Note: Percentages may not total 100 percent because of rounding.

Table 57:
Colorado State Adult Regular Probation
Regular Adult, Domestic Violence and Sex Offender Caseloads
Active Client Risk Levels on June 30, 2024
Fiscal Year 2024

Risk Level:	Regular Adult									
	Regular Maximum		Regular Medium		Regular Minimum		Regular Admin & ARP		Regular Total	
	#	%	#	%	#	%	#	%	#	%
DISTRICT										
1	242	7%	587	18%	1,344	41%	1,100	34%	3,273	100%
2	371	15%	574	24%	321	13%	1,165	48%	2,431	100%
3	53	23%	60	26%	81	36%	34	15%	228	100%
4	408	12%	943	27%	988	28%	1,203	34%	3,542	100%
5	61	9%	137	20%	400	57%	104	15%	702	100%
6	96	16%	156	26%	281	47%	62	10%	595	100%
7	147	15%	231	24%	459	48%	125	13%	962	100%
8	299	14%	796	36%	728	33%	382	17%	2,205	100%
9	49	7%	91	13%	421	61%	124	18%	685	100%
10	152	14%	241	22%	187	17%	520	47%	1,100	100%
11	88	14%	185	30%	220	35%	128	21%	621	100%
12	54	12%	106	24%	212	48%	70	16%	442	100%
13	95	15%	146	23%	311	49%	85	13%	637	100%
14	53	10%	153	28%	292	53%	58	10%	556	100%
15	31	19%	53	33%	71	45%	4	3%	159	100%
16	55	18%	85	27%	123	39%	51	16%	314	100%
17	415	8%	1,249	26%	1,494	31%	1,739	36%	4,897	100%
18	295	7%	1,413	34%	1,034	25%	1,368	33%	4,110	100%
19	182	8%	451	20%	813	36%	788	35%	2,234	100%
20	215	16%	350	25%	393	28%	421	31%	1,379	100%
21	122	9%	330	23%	525	37%	433	31%	1,410	100%
22	61	20%	69	22%	124	40%	53	17%	307	100%
STATE	3,544	11%	8,406	26%	10,822	33%	10,017	31%	32,789	100%

Risk Level:	Domestic Violence									
	DV Maximum		DV Medium		DV Minimum		DV Administrative		DV Total	
	#	%	#	%	#	%	#	%	#	%
DISTRICT										
1	64	9%	217	30%	432	60%	6	1%	719	100%
2	94	17%	249	46%	186	35%	10	2%	539	100%
3	2	8%	13	54%	9	38%	0	0%	24	100%
4	58	7%	323	41%	385	48%	28	4%	794	100%
5	28	10%	105	36%	156	53%	4	1%	293	100%
6	18	17%	48	46%	35	33%	4	4%	105	100%
7	23	23%	28	28%	49	49%	0	0%	100	100%
8	46	15%	208	66%	60	19%	2	1%	316	100%
9	12	7%	42	23%	123	69%	2	1%	179	100%
10	40	13%	119	39%	130	43%	13	4%	302	100%
11	44	30%	52	36%	46	32%	4	3%	146	100%
12	29	32%	28	31%	33	36%	1	1%	91	100%
13	21	13%	98	61%	39	24%	2	1%	160	100%
14	8	9%	54	61%	26	30%	0	0%	88	100%
15	8	29%	14	50%	6	21%	0	0%	28	100%
16	6	13%	27	60%	12	27%	0	0%	45	100%
17	227	26%	494	58%	109	13%	28	3%	858	100%
18	254	31%	463	56%	73	9%	36	4%	826	100%
19	62	12%	340	66%	99	19%	14	3%	515	100%
20	99	28%	160	45%	80	23%	14	4%	353	100%
21	43	22%	94	49%	53	27%	3	2%	193	100%
22	12	18%	18	26%	38	56%	0	0%	68	100%
STATE	1,198	18%	3,194	47%	2,179	32%	171	3%	6,742	100%

Note: Percentages may not total 100 percent because of rounding.

Risk Level:	Sex Offenders (Non-SOISP)*									
	Sex Offender Maximum		Sex Offender Medium		Sex Offender Minimum		Sex Offender Administrative		Sex Offender Total	
	#	%	#	%	#	%	#	%	#	%
DISTRICT										
1	18	22%	18	22%	43	52%	3	4%	82	100%
2	14	8%	19	11%	43	24%	103	58%	179	100%
3	2	20%	7	70%	1	10%	0	0%	10	100%
4	25	11%	30	14%	156	71%	8	4%	219	100%
5	3	14%	6	29%	11	52%	1	5%	21	100%
6	5	31%	5	31%	6	38%	0	0%	16	100%
7	9	29%	6	19%	16	52%	0	0%	31	100%
8	24	23%	32	30%	16	15%	34	32%	106	100%
9	4	18%	1	5%	15	68%	2	9%	22	100%
10	6	19%	10	31%	16	50%	0	0%	32	100%
11	2	8%	5	21%	16	67%	1	4%	24	100%
12	2	12%	4	24%	11	65%	0	0%	17	100%
13	7	24%	5	17%	13	45%	4	14%	29	100%
14	4	21%	3	16%	9	47%	3	16%	19	100%
15	1	17%	2	33%	3	50%	0	0%	6	100%
16	1	9%	4	36%	6	55%	0	0%	11	100%
17	32	40%	21	26%	27	33%	1	1%	81	100%
18	21	12%	24	14%	86	49%	43	25%	174	100%
19	12	24%	15	30%	20	40%	3	6%	50	100%
20	19	23%	14	17%	36	43%	14	17%	83	100%
21	8	9%	9	10%	66	77%	3	3%	86	100%
22	3	30%	5	50%	2	20%	0	0%	10	100%
STATE	222	17%	245	19%	618	47%	223	17%	1,308	100%

*SOISP's (Sex Offender Intensive Supervision Probation) active client numbers can be found in Table 97.

**Table 58:
Colorado State Adult Regular Probation
Problem Solving Court, Mental Health and Economic Crime Caseloads
Active Client Risk Levels on June 30, 2024**

Fiscal Year 2024

Risk Level:	Problem Solving Court (PSC)									
	PSC Maximum		PSC Medium		PSC Minimum		PSC Administrative		PSC Total	
	#	%	#	%	#	%	#	%	#	%
DISTRICT	#	%	#	%	#	%	#	%	#	%
1	69	77%	21	23%	0	0%	0	0%	90	100%
2	103	50%	36	17%	9	4%	60	29%	208	100%
3	12	57%	9	43%	0	0%	0	0%	21	100%
4	104	43%	73	30%	59	24%	8	3%	244	100%
5	13	65%	7	35%	0	0%	0	0%	20	100%
6	10	71%	4	29%	0	0%	0	0%	14	100%
7	22	63%	6	17%	7	20%	0	0%	35	100%
8	53	54%	34	35%	10	10%	1	1%	98	100%
9	11	55%	5	25%	4	20%	0	0%	20	100%
10	11	34%	12	38%	6	19%	3	9%	32	100%
11	7	78%	1	11%	1	11%	0	0%	9	100%
12	4	33%	4	33%	3	25%	1	8%	12	100%
13	0	0%	0	0%	0	0%	0	0%	0	0%
14	7	64%	2	18%	2	18%	0	0%	11	100%
15	0	0%	0	0%	0	0%	0	0%	0	0%
16	10	77%	3	23%	0	0%	0	0%	13	100%
17	65	88%	0	0%	0	0%	9	12%	74	100%
18	91	53%	60	35%	16	9%	5	3%	172	100%
19	14	30%	16	34%	15	32%	2	4%	47	100%
20	22	35%	31	50%	6	10%	3	5%	62	100%
21	0	0%	0	0%	0	0%	0	0%	0	0%
22	7	58%	2	17%	3	25%	0	0%	12	100%
STATE	635	53%	326	27%	141	12%	92	8%	1,194	100%

Risk Level:	Mental Health (MH)									
	MH Maximum		MH Medium		MH Minimum		MH Administrative		MH Total	
	#	%	#	%	#	%	#	%	#	%
DISTRICT	#	%	#	%	#	%	#	%	#	%
1	18	28%	23	35%	23	35%	1	2%	65	100%
2	80	53%	47	31%	9	6%	14	9%	150	100%
3	0	0%	0	0%	0	0%	0	0%	0	0%
4	23	41%	19	34%	1	2%	13	23%	56	100%
5	3	25%	6	50%	3	25%	0	0%	12	100%
6	0	0%	0	0%	0	0%	0	0%	0	0%
7	4	80%	0	0%	1	20%	0	0%	5	100%
8	29	97%	1	3%	0	0%	0	0%	30	100%
9	0	0%	12	100%	0	0%	0	0%	12	100%
10	15	19%	40	52%	16	21%	6	8%	77	100%
11	0	0%	0	0%	0	0%	0	0%	0	0%
12	3	30%	6	60%	1	10%	0	0%	10	100%
13	4	57%	2	29%	1	14%	0	0%	7	100%
14	0	0%	4	50%	4	50%	0	0%	8	100%
15	0	0%	0	0%	0	0%	0	0%	0	0%
16	0	0%	0	0%	0	0%	0	0%	0	0%
17	14	29%	29	60%	4	8%	1	2%	48	100%
18	40	34%	49	42%	15	13%	13	11%	117	100%
19	17	50%	9	26%	4	12%	4	12%	34	100%
20	32	52%	15	24%	6	10%	9	15%	62	100%
21	13	48%	12	44%	2	7%	0	0%	27	100%
22	3	100%	0	0%	0	0%	0	0%	3	100%
STATE	298	41%	274	38%	90	12%	61	8%	723	100%

Risk Level:	Economic Crime (EC)									
	EC Maximum		EC Medium		EC Minimum		EC Administrative		EC Total	
	#	%	#	%	#	%	#	%	#	%
DISTRICT	#	%	#	%	#	%	#	%	#	%
1	0	0%	0	0%	18	100%	0	0%	18	100%
2	6	50%	3	25%	3	25%	0	0%	12	100%
3	0	0%	0	0%	0	0%	0	0%	0	0%
4	4	9%	20	43%	16	34%	7	15%	47	100%
5	0	0%	0	0%	0	0%	0	0%	0	0%
6	0	0%	0	0%	0	0%	0	0%	0	0%
7	0	0%	0	0%	0	0%	0	0%	0	0%
8	0	0%	8	89%	1	11%	0	0%	9	100%
9	0	0%	0	0%	0	0%	0	0%	0	0%
10	0	0%	0	0%	0	0%	0	0%	0	0%
11	0	0%	0	0%	0	0%	0	0%	0	0%
12	0	0%	0	0%	0	0%	0	0%	0	0%
13	0	0%	0	0%	2	100%	0	0%	2	100%
14	0	0%	0	0%	0	0%	0	0%	0	0%
15	1	100%	0	0%	0	0%	0	0%	1	100%
16	1	100%	0	0%	0	0%	0	0%	1	100%
17	3	9%	20	59%	11	32%	0	0%	34	100%
18	12	14%	41	47%	32	36%	3	3%	88	100%
19	1	13%	6	75%	1	13%	0	0%	8	100%
20	1	8%	3	25%	8	67%	0	0%	12	100%
21	0	0%	0	0%	0	0%	0	0%	0	0%
22	0	0%	0	0%	0	0%	0	0%	0	0%
STATE	29	13%	101	44%	92	40%	10	4%	232	100%

Note: Percentages may not total 100 percent because of rounding.



Private Probation

Photo Credit: Sherry Foco

Private Probation

Although not every judicial district has access to or utilizes a private provider, Colorado Probation has contracted for private probation services since FY 1996, due in part to the inadequacy of staff resources to supervise all offenders sentenced to probation at the level required by standards. Chief Justice Directive 21-01 (formerly 16-01), defines the priority use of probation resources and the circumstances under which districts may contract with private probation. The Chief Justice Directive permits contract probation services to be utilized for lower-priority investigations and supervision of lower risk offenders, as provided by §19-2.5-1406(4) effective beginning October 1, 2021, and §18-1.3-202(2), C.R.S. In FY 2024, there were 3,627 new offenders transferred to private probation for supervision. On June 30, 2024, there were 8,658 offenders being managed under private probation service contracts. In FY 2024, private probation successfully terminated 3,768 probationers (88%). By utilizing private probation for lower risk probationers, state probation departments can concentrate their resources on higher risk probationers.

**New Private Probationers
Fiscal Years 2015 to 2024**

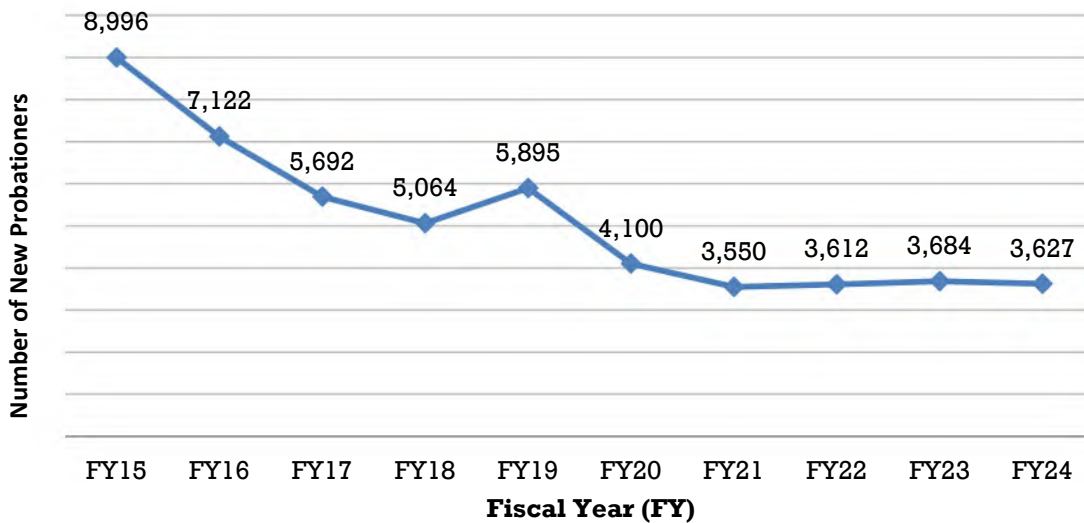


Table 59:
Colorado Private Probation¹
New Clients by Supervision Type
Fiscal Year 2024

TYPE:	Direct Sentence ²		Transfer from State Probation ³		TOTAL NEW CLIENTS	
	Number	%	Number	%	Number	%
DISTRICT						
1	0	0%	883	100%	883	100%
2	0	0%	0	0%	0	0%
3	0	0%	0	0%	0	0%
4	0	0%	789	100%	789	100%
5	0	0%	0	0%	0	0%
6	0	0%	0	0%	0	0%
7	0	0%	0	0%	0	0%
8	0	0%	137	100%	137	100%
9	0	0%	0	0%	0	0%
10	0	0%	207	100%	207	100%
11	0	0%	46	100%	46	100%
12	0	0%	0	0%	0	0%
13	0	0%	0	0%	0	0%
14	0	0%	0	0%	0	0%
15	0	0%	0	0%	0	0%
16	0	0%	0	0%	0	0%
17	0	0%	553	100%	553	100%
18	0	0%	705	100%	705	100%
19	0	0%	119	100%	119	100%
20	0	0%	188	100%	188	100%
21	0	0%	0	0%	0	0%
22	0	0%	0	0%	0	0%
STATE	0	0%	3,627	100%	3,627	100%

¹**Colorado Private Probation:** In FY 2018, the private probation section of the annual report was adjusted to combine non-DUI/DWAI private probation numbers with DUI/DWAI private probation numbers. Previous annual reports displayed these numbers separately.

²**Direct Sentence:** A probationer ordered by the court to be supervised by a private provider. This is not a uniform practice among courts.

³**Transfer from State Probation:** A probationer originally sentenced to state probation but later determined appropriate to transfer to a private probation provider.

Note: Percentages may not total 100 percent because of rounding.

**Table 60:
Colorado Private Probation¹
New Clients by Gender
Fiscal Year 2024**

TYPE: DISTRICT	Female		Male		Unknown		TOTAL NEW CLIENTS	
	Number	%	Number	%	Number	%	Number	%
1	262	30%	621	70%	0	0%	883	100%
2	0	0%	0	0%	0	0%	0	0%
3	0	0%	0	0%	0	0%	0	0%
4	212	27%	577	73%	0	0%	789	100%
5	0	0%	0	0%	0	0%	0	0%
6	0	0%	0	0%	0	0%	0	0%
7	0	0%	0	0%	0	0%	0	0%
8	40	29%	97	71%	0	0%	137	100%
9	0	0%	0	0%	0	0%	0	0%
10	65	31%	142	69%	0	0%	207	100%
11	16	35%	30	65%	0	0%	46	100%
12	0	0%	0	0%	0	0%	0	0%
13	0	0%	0	0%	0	0%	0	0%
14	0	0%	0	0%	0	0%	0	0%
15	0	0%	0	0%	0	0%	0	0%
16	0	0%	0	0%	0	0%	0	0%
17	147	27%	406	73%	0	0%	553	100%
18	192	27%	513	73%	0	0%	705	100%
19	24	20%	95	80%	0	0%	119	100%
20	44	23%	143	76%	1	1%	188	100%
21	0	0%	0	0%	0	0%	0	0%
22	0	0%	0	0%	0	0%	0	0%
STATE	1,002	28%	2,624	72%	1	0%	3,627	100%

¹**Colorado Private Probation:** In FY 2018, the private probation section of the annual report was adjusted to combine non-DUI/DWAI private probation numbers with DUI/DWAI private probation numbers. Previous annual reports displayed these numbers separately.

Note: Percentages may not total 100 percent because of rounding.

**Table 61:
Colorado Private Probation¹
New Clients by Age
Fiscal Year 2024**

TYPE:		*12-17 Years		18-20 Years		21-24 Years		25-32 Years		33-39 Years		40 and above		Unknown		TOTAL NEW CLIENTS		
DISTRICT	Number	%	Number	%	Number	%	Number	%	Number	%	Number	%	Number	%	Number	%	Number	%
1	0	0%	57	6%	132	15%	228	26%	179	20%	287	33%	0	0%	883	100%		
2	0	0%	0	0%	0	0%	0	0%	0	0%	0	0%	0	0%	0	0%		
3	0	0%	0	0%	0	0%	0	0%	0	0%	0	0%	0	0%	0	0%		
4	0	0%	32	4%	122	15%	259	33%	154	20%	222	28%	0	0%	789	100%		
5	0	0%	0	0%	0	0%	0	0%	0	0%	0	0%	0	0%	0	0%		
6	0	0%	0	0%	0	0%	0	0%	0	0%	0	0%	0	0%	0	0%		
7	0	0%	0	0%	0	0%	0	0%	0	0%	0	0%	0	0%	0	0%		
8	0	0%	11	8%	26	19%	40	29%	27	20%	33	24%	0	0%	137	100%		
9	0	0%	0	0%	0	0%	0	0%	0	0%	0	0%	0	0%	0	0%		
10	0	0%	20	10%	37	18%	55	27%	38	18%	57	28%	0	0%	207	100%		
11	0	0%	3	7%	4	9%	8	17%	10	22%	21	46%	0	0%	46	100%		
12	0	0%	0	0%	0	0%	0	0%	0	0%	0	0%	0	0%	0	0%		
13	0	0%	0	0%	0	0%	0	0%	0	0%	0	0%	0	0%	0	0%		
14	0	0%	0	0%	0	0%	0	0%	0	0%	0	0%	0	0%	0	0%		
15	0	0%	0	0%	0	0%	0	0%	0	0%	0	0%	0	0%	0	0%		
16	0	0%	0	0%	0	0%	0	0%	0	0%	0	0%	0	0%	0	0%		
17	0	0%	52	9%	120	22%	172	31%	90	16%	119	22%	0	0%	553	100%		
18	0	0%	22	3%	104	15%	211	30%	152	22%	216	31%	0	0%	705	100%		
19	0	0%	5	4%	22	18%	35	29%	23	19%	34	29%	0	0%	119	100%		
20	1	1%	8	4%	18	10%	60	32%	35	19%	66	35%	0	0%	188	100%		
21	0	0%	0	0%	0	0%	0	0%	0	0%	0	0%	0	0%	0	0%		
22	0	0%	0	0%	0	0%	0	0%	0	0%	0	0%	0	0%	0	0%		
STATE	1	0%	210	6%	585	16%	1,068	29%	708	20%	1,055	29%	0	0%	3,627	100%		

¹**Colorado Private Probation:** In FY 2018, the private probation section of the annual report was adjusted to combine non-DUI/DWAI private probation numbers with DUI/DWAI private probation numbers. Previous annual reports will display these numbers separately.

***12-17 Years:** In some jurisdictions, DUI/DWAI and underage consumption convictions for probationers under the age of 18 are captured as "adult offenses".

Note: Percentages may not total 100 percent because of rounding.

Table 62:
Colorado Private Probation¹
New Clients by Race/Ethnicity Group²
Fiscal Year 2024

TYPE: DISTRICT	Caucasian		African American		Asian		Hispanic		Native American		Other		TOTAL NEW CLIENTS	
	Number	%	Number	%	Number	%	Number	%	Number	%	Number	%	Number	%
1	659	75%	44	5%	17	2%	145	16%	3	0%	15	2%	883	100%
2	0	0%	0	0%	0	0%	0	0%	0	0%	0	0%	0	0%
3	0	0%	0	0%	0	0%	0	0%	0	0%	0	0%	0	0%
4	487	62%	110	14%	8	1%	157	20%	8	1%	19	2%	789	100%
5	0	0%	0	0%	0	0%	0	0%	0	0%	0	0%	0	0%
6	0	0%	0	0%	0	0%	0	0%	0	0%	0	0%	0	0%
7	0	0%	0	0%	0	0%	0	0%	0	0%	0	0%	0	0%
8	122	89%	2	1%	0	0%	10	7%	0	0%	3	2%	137	100%
9	0	0%	0	0%	0	0%	0	0%	0	0%	0	0%	0	0%
10	130	63%	12	6%	3	1%	55	27%	2	1%	5	2%	207	100%
11	44	96%	1	2%	0	0%	1	2%	0	0%	0	0%	46	100%
12	0	0%	0	0%	0	0%	0	0%	0	0%	0	0%	0	0%
13	0	0%	0	0%	0	0%	0	0%	0	0%	0	0%	0	0%
14	0	0%	0	0%	0	0%	0	0%	0	0%	0	0%	0	0%
15	0	0%	0	0%	0	0%	0	0%	0	0%	0	0%	0	0%
16	0	0%	0	0%	0	0%	0	0%	0	0%	0	0%	0	0%
17	478	86%	27	5%	6	1%	39	7%	0	0%	3	1%	553	100%
18	414	59%	106	15%	21	3%	139	20%	5	1%	20	3%	705	100%
19	83	70%	4	3%	1	1%	28	24%	0	0%	3	3%	119	100%
20	148	79%	3	2%	2	1%	31	16%	1	1%	3	2%	188	100%
21	0	0%	0	0%	0	0%	0	0%	0	0%	0	0%	0	0%
22	0	0%	0	0%	0	0%	0	0%	0	0%	0	0%	0	0%
STATE	2,565	71%	309	9%	58	2%	605	17%	19	1%	71	2%	3,627	100%

¹ **Colorado Private Probation:** In FY2018, the private probation section of the annual report was adjusted to combine non-DUI/DWAI private probation numbers with DUI/DWAI private probation numbers. Previous annual reports displayed these numbers separately.

² **Race/Ethnicity Group:** Demographic information is received through electronic transfer or paper filings from Law Enforcement and/or the District Attorney. Judicial's case management system currently blends race and ethnicity fields.

Note: Percentages may not total 100 percent because of rounding.

**Table 63:
Colorado Private Probation¹
Successful/Unsuccessful Terminations
Fiscal Year 2024**

TYPE:	SUCCESSFUL TERMINATIONS ²		UNSUCCESSFUL TERMINATIONS ³				TOTAL TERMINATIONS ⁵	
	Successful		Revoked		Absconded ⁴			
DISTRICT	Number	%	Number	%	Number	%	Number	%
1	540	87%	34	5%	45	7%	619	100%
2	0	0%	0	0%	0	0%	0	0%
3	0	0%	0	0%	0	0%	0	0%
4	744	89%	29	3%	67	8%	840	100%
5	0	0%	0	0%	0	0%	0	0%
6	0	0%	0	0%	0	0%	0	0%
7	0	0%	0	0%	0	0%	0	0%
8	349	93%	16	4%	9	2%	374	100%
9	0	0%	0	0%	0	0%	0	0%
10	114	71%	16	10%	30	19%	160	100%
11	87	93%	2	2%	5	5%	94	100%
12	0	0%	0	0%	0	0%	0	0%
13	0	0%	0	0%	0	0%	0	0%
14	0	0%	0	0%	0	0%	0	0%
15	0	0%	0	0%	0	0%	0	0%
16	0	0%	0	0%	0	0%	0	0%
17	416	83%	40	8%	43	9%	499	100%
18	788	88%	62	7%	44	5%	894	100%
19	238	87%	11	4%	24	9%	273	100%
20	492	90%	28	5%	28	5%	548	100%
21	0	0%	0	0%	0	0%	0	0%
22	0	0%	0	0%	0	0%	0	0%
STATE	3,768	88%	238	6%	295	7%	4,301	100%

¹**Colorado Private Probation:** In FY 2018, the private probation section of the annual report was adjusted to combine non-DUI/DWAI private probation numbers with DUI/DWAI private probation numbers. Previous annual reports displayed these numbers separately.

²**Successful Terminations:** This column is exclusively private successful terminations.

³**Unsuccessful Terminations:** This column includes probationers supervised by private who were revoked or absconded. A revocation is defined as a termination from probation supervision for a technical violation, new misdemeanor, or new felony.

⁴**Absconded:** This column refers to probationers who become fugitives and are no longer compliant with probation supervision.

⁵**Total Terminations:** This column includes: successful terminations, revocations and absconders from probation supervision. Additional types of private probation closures are included in Tables 64.

**Table 64:
Colorado Private Probation¹
All Closure Types
Fiscal Year 2024**

TYPE: DISTRICT	Successful		Revoked		Absconded		Deported		Death		Administrative Closure		TOTAL CLOSURES		Courtesy Transfers ²	
	Number	%	Number	%	Number	%	Number	%	Number	%	Number	%	Number	%	Number	DISTRICT
1	540	87%	34	5%	45	7%	0	0%	1	0%	2	0%	622	100%	54	1
2	0	0%	0	0%	0	0%	0	0%	0	0%	0	0%	0	0%	0	2
3	0	0%	0	0%	0	0%	0	0%	0	0%	0	0%	0	0%	0	3
4	744	87%	29	3%	67	8%	0	0%	10	1%	4	0%	854	100%	157	4
5	0	0%	0	0%	0	0%	0	0%	0	0%	0	0%	0	0%	0	5
6	0	0%	0	0%	0	0%	0	0%	0	0%	0	0%	0	0%	0	6
7	0	0%	0	0%	0	0%	0	0%	0	0%	0	0%	0	0%	0	7
8	349	92%	16	4%	9	2%	0	0%	2	1%	4	1%	380	100%	97	8
9	0	0%	0	0%	0	0%	0	0%	0	0%	0	0%	0	0%	0	9
10	114	70%	16	10%	30	19%	0	0%	2	1%	0	0%	162	100%	43	10
11	87	93%	2	2%	5	5%	0	0%	0	0%	0	0%	94	100%	10	11
12	0	0%	0	0%	0	0%	0	0%	0	0%	0	0%	0	0%	0	12
13	0	0%	0	0%	0	0%	0	0%	0	0%	0	0%	0	0%	0	13
14	0	0%	0	0%	0	0%	0	0%	0	0%	0	0%	0	0%	0	14
15	0	0%	0	0%	0	0%	0	0%	0	0%	0	0%	0	0%	0	15
16	0	0%	0	0%	0	0%	0	0%	0	0%	0	0%	0	0%	0	16
17	416	82%	40	8%	43	8%	0	0%	6	1%	1	0%	506	100%	62	17
18	788	87%	62	7%	44	5%	2	0%	6	1%	1	0%	903	100%	236	18
19	238	86%	11	4%	24	9%	0	0%	3	1%	0	0%	276	100%	77	19
20	492	89%	28	5%	28	5%	0	0%	4	1%	0	0%	552	100%	65	20
21	0	0%	0	0%	0	0%	0	0%	0	0%	0	0%	0	0%	0	21
22	0	0%	0	0%	0	0%	0	0%	0	0%	0	0%	0	0%	0	22
STATE	3,768	87%	238	5%	295	7%	2	0%	34	1%	12	0%	4,349	100%	801	STATE

¹**Colorado Private Probation:** In FY 2018, the private probation section of the annual report was adjusted to combine non-DUI/DWAI private probation numbers with DUI/DWAI private probation numbers. Previous annual reports displayed these numbers separately.

²**Courtesy Transfers:** Beginning in FY 2008, courtesy transfers were removed from "Total Closures" because they are accounted for within the existing closure categories. They are reported separately to track the cases transferred between districts.

Note: Percentages may not total 100 percent because of rounding.

**Table 65:
Colorado Private Probation¹
Type of Revocation
Fiscal Year 2024**

TYPE: DISTRICT	New Felony ²		New Misdemeanor ³		Technical ⁴		TOTAL REVOCATIONS for Private Probation ⁵	
	Number	%	Number	%	Number	%	Number	%
1	0	0%	5	15%	29	85%	34	100%
2	0	0%	0	0%	0	0%	0	0%
3	0	0%	0	0%	0	0%	0	0%
4	4	14%	0	0%	25	86%	29	100%
5	0	0%	0	0%	0	0%	0	0%
6	0	0%	0	0%	0	0%	0	0%
7	0	0%	0	0%	0	0%	0	0%
8	1	6%	1	6%	14	88%	16	100%
9	0	0%	0	0%	0	0%	0	0%
10	0	0%	1	6%	15	94%	16	100%
11	0	0%	0	0%	2	100%	2	100%
12	0	0%	0	0%	0	0%	0	0%
13	0	0%	0	0%	0	0%	0	0%
14	0	0%	0	0%	0	0%	0	0%
15	0	0%	0	0%	0	0%	0	0%
16	0	0%	0	0%	0	0%	0	0%
17	0	0%	0	0%	40	100%	40	100%
18	5	8%	6	10%	51	82%	62	100%
19	1	9%	3	27%	7	64%	11	100%
20	0	0%	2	7%	26	93%	28	100%
21	0	0%	0	0%	0	0%	0	0%
22	0	0%	0	0%	0	0%	0	0%
STATE	11	5%	18	8%	209	88%	238	100%

¹**Colorado Private Probation:** In FY 2018, the private probation section of the annual report was adjusted to combine non-DUI/DWAI private probation numbers with DUI/DWAI private probation numbers. Previous annual reports displayed these numbers separately.

²**New Felony:** Includes revocations for a new felony offense committed while on probation supervision.

³**New Misdemeanor:** Includes revocations for a new misdemeanor offense committed while on probation supervision.

⁴**Technical:** Includes revocations for technical probation supervision violations (i.e. drug use, non-compliance).

⁵**Total Revocations:** Total includes all felony, misdemeanor, and technical violations resulting in a revocation from probation.

Note: Percentages may not total 100 percent because of rounding.

**Table 66:
Colorado Private Probation¹
Length of Stay
Fiscal Year 2024**

TYPE: DISTRICT	0-12 months		13-24 months		25-36 months		37 + months		TOTAL PRIVATE PROBATION CLOSURES	
	Number	%	Number	%	Number	%	Number	%	Number	%
1	349	56%	252	41%	19	3%	2	0%	622	100%
2	0	0%	0	0%	0	0%	0	0%	0	0%
3	0	0%	0	0%	0	0%	0	0%	0	0%
4	247	29%	448	52%	124	15%	35	4%	854	100%
5	0	0%	0	0%	0	0%	0	0%	0	0%
6	0	0%	0	0%	0	0%	0	0%	0	0%
7	0	0%	0	0%	0	0%	0	0%	0	0%
8	208	55%	155	41%	15	4%	2	1%	380	100%
9	0	0%	0	0%	0	0%	0	0%	0	0%
10	64	40%	67	41%	27	17%	4	2%	162	100%
11	71	75%	21	22%	3	3%	0	0%	94	100%
12	0	0%	0	0%	0	0%	0	0%	0	0%
13	0	0%	0	0%	0	0%	0	0%	0	0%
14	0	0%	0	0%	0	0%	0	0%	0	0%
15	0	0%	0	0%	0	0%	0	0%	0	0%
16	0	0%	0	0%	0	0%	0	0%	0	0%
17	295	58%	187	37%	18	4%	6	1%	506	100%
18	278	31%	453	50%	121	13%	52	6%	903	100%
19	109	39%	129	47%	31	11%	7	3%	276	100%
20	290	53%	228	41%	30	6%	4	1%	552	100%
21	0	0%	0	0%	0	0%	0	0%	0	0%
22	0	0%	0	0%	0	0%	0	0%	0	0%
STATE	1,910	44%	1,939	45%	388	9%	111	3%	4,349	100%

¹**Colorado Private Probation:** In FY 2018 the private probation section of the annual report was adjusted to combine non-DUI/DWAI private probation numbers with DUI/DWAI private probation numbers. Previous annual reports displayed these numbers separately.

Note: Percentages may not total 100 percent because of rounding.

**Table 67:
Colorado Private Probation¹
Active Clients on June 30, 2024
Fiscal Year 2024**

Risk Levels ² :	New: w/in the first 30 days of supervision start date		Maximum			Medium			Minimum			Administrative			TOTAL PRIVATE PROBATION CLIENTS							
			Reg Max	DV Max		Reg Med	DV Med		Reg Min	DV Min		Admin	DV Admin	Interstate								
DISTRICT	Number	%	Number	%	Number	%	Number	%	Number	%	Number	%	Number	%	Number	%						
1	25	2%	10	1%	0	0%	115	9%	8	1%	792	63%	118	9%	184	15%	0	0%	2	0%	1,254	100%
2	0	0%	0	0%	0	0%	0	0%	0	0%	0	0%	0	0%	0	0%	0	0%	0	0%	0	0%
3	0	0%	0	0%	0	0%	0	0%	0	0%	0	0%	0	0%	0	0%	0	0%	0	0%	0	0%
4	5	0%	6	0%	0	0%	152	8%	9	0%	1,244	66%	345	18%	136	7%	0	0%	0	0%	1,897	100%
5	0	0%	0	0%	0	0%	0	0%	0	0%	0	0%	0	0%	0	0%	0	0%	0	0%	0	0%
6	0	0%	0	0%	0	0%	0	0%	0	0%	0	0%	0	0%	0	0%	0	0%	0	0%	0	0%
7	0	0%	0	0%	0	0%	0	0%	0	0%	0	0%	0	0%	0	0%	0	0%	0	0%	0	0%
8	2	0%	0	0%	0	0%	11	2%	0	0%	620	88%	51	7%	15	2%	0	0%	3	0%	702	100%
9	0	0%	0	0%	0	0%	0	0%	0	0%	0	0%	0	0%	0	0%	0	0%	0	0%	0	0%
10	0	0%	4	1%	0	0%	116	18%	1	0%	403	64%	74	12%	30	5%	0	0%	0	0%	629	100%
11	0	0%	0	0%	0	0%	4	3%	0	0%	115	94%	1	1%	2	2%	0	0%	0	0%	122	100%
12	0	0%	0	0%	0	0%	0	0%	0	0%	0	0%	0	0%	0	0%	0	0%	0	0%	0	0%
13	0	0%	0	0%	0	0%	0	0%	0	0%	0	0%	0	0%	0	0%	0	0%	0	0%	0	0%
14	0	0%	0	0%	0	0%	0	0%	0	0%	0	0%	0	0%	0	0%	0	0%	0	0%	0	0%
15	0	0%	0	0%	0	0%	0	0%	0	0%	0	0%	0	0%	0	0%	0	0%	0	0%	0	0%
16	0	0%	0	0%	0	0%	0	0%	0	0%	0	0%	0	0%	0	0%	0	0%	0	0%	0	0%
17	3	0%	1	0%	1	0%	54	7%	22	3%	523	70%	34	5%	106	14%	0	0%	2	0%	747	100%
18	15	1%	0	0%	0	0%	82	4%	66	4%	1,510	82%	108	6%	69	4%	0	0%	0	0%	1,850	100%
19	0	0%	0	0%	0	0%	38	8%	1	0%	291	63%	104	22%	30	6%	0	0%	1	0%	465	100%
20	3	0%	0	0%	0	0%	44	4%	9	1%	780	79%	131	13%	25	3%	0	0%	0	0%	992	100%
21	0	0%	0	0%	0	0%	0	0%	0	0%	0	0%	0	0%	0	0%	0	0%	0	0%	0	0%
22	0	0%	0	0%	0	0%	0	0%	0	0%	0	0%	0	0%	0	0%	0	0%	0	0%	0	0%
STATE	53	1%	21	0%	1	0%	616	7%	116	1%	6,278	73%	966	11%	597	7%	0	0%	8	0%	8,658	100%

¹Colorado Private Probation: In FY 2018 the private probation section of the annual report was adjusted to combine non-DUI/DWAI private probation numbers with DUI/DWAI private probation numbers. Previous annual reports displayed these numbers separately.

² Risk Levels: Private Probation does not supervise sex offenders.

Note: Percentages may not total 100 percent because of rounding.

A white mountain goat with small, dark horns is standing on a rocky trail. The goat is facing left and looking towards the camera. The trail is composed of large, reddish-brown rocks. In the foreground, there are several large, grey and reddish rocks. To the right of the goat, there is a patch of green grass with small yellow flowers. The background shows a steep, rocky hillside with sparse green vegetation under a clear blue sky.

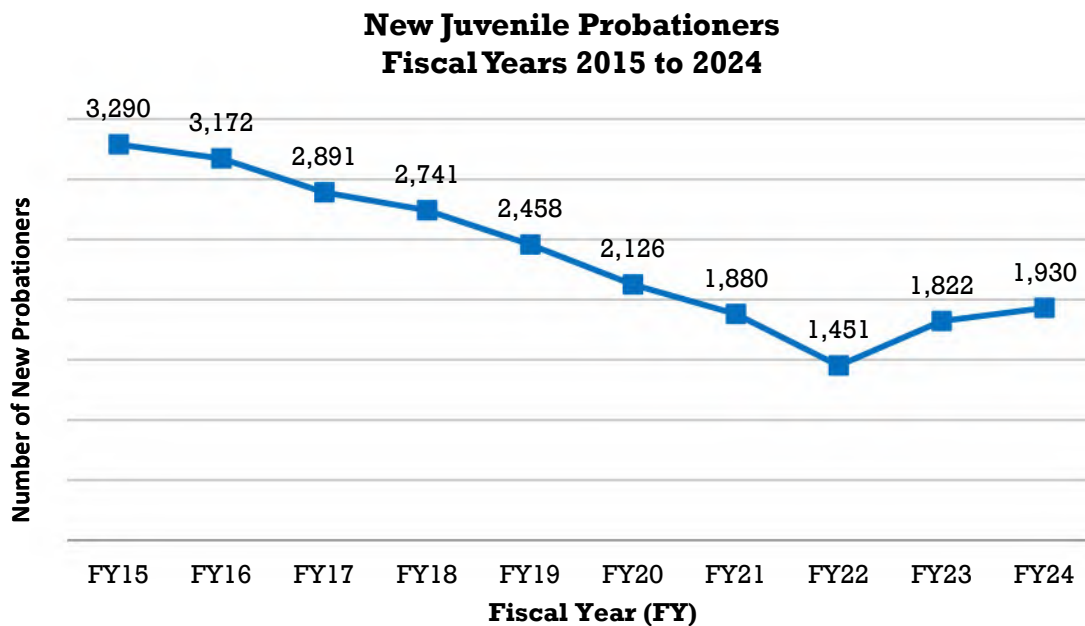
**Juvenile
Regular Probation**

Photo Credit: Sherry Foco

Juvenile Regular Probation

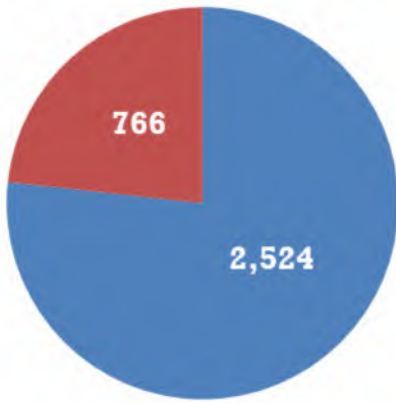
The Colorado Judicial Department administers juvenile probation in 22 judicial districts. The Division of Probation Services publishes standards for probation supervision. Within the limits of statute and these state standards, each district is free to develop and structure programs that address the needs of the local court and the community. In all districts, juveniles are assessed for risk and need factors. Based on these assessments, juveniles are supervised accordingly and referred for treatment and other relevant services.

In Fiscal Year 2024, 1,930 juveniles were sentenced to probation and on June 30, 2024, there were 2,323 juveniles on supervision. In FY 2024, 77% of juveniles completed regular probation successfully. An additional 64 juveniles were sentenced to Juvenile Intensive Supervision Probation (JISP) in FY 2024.

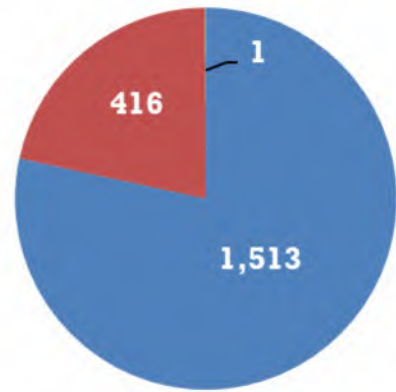


**Chart 11: New Juvenile Probationers by Gender
Ten Year Comparison**

FISCAL YEAR 2015 NEW



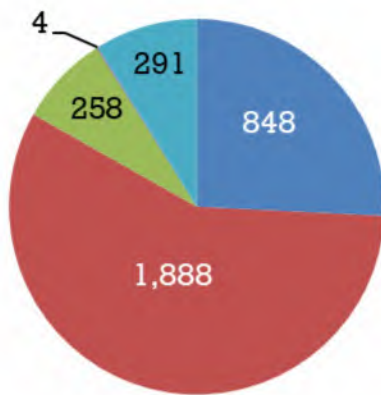
FISCAL YEAR 2024 NEW



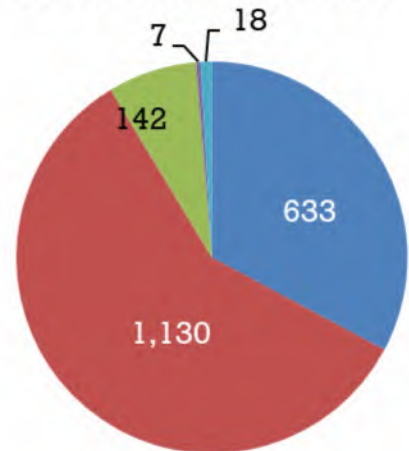
■ Male ■ Female ■ Unknown

**Chart 12: New Juvenile Probationers by Offense Type
Ten Year Comparison**

FISCAL YEAR 2015 NEW



FISCAL YEAR 2024 NEW

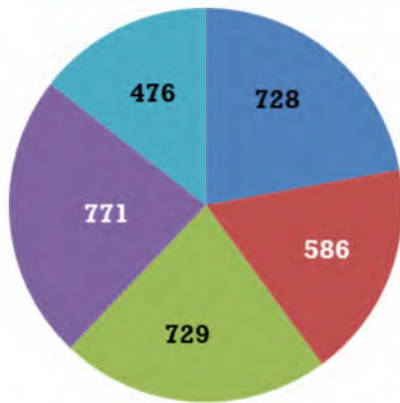


■ Felony ■ Misdemeanor ■ Petty Offense ■ Traffic ■ Other

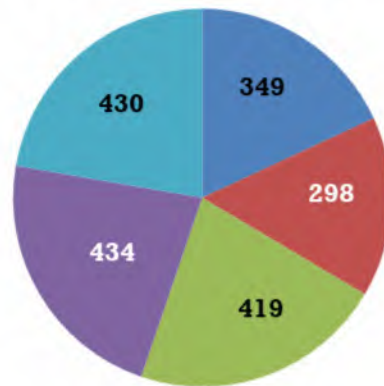
Other: Offenses coded without a law class. Programming enhancements completed in FY2016 have increased the ability to capture offense class types which significantly reduced the number of cases in the "other" category.

**Chart 13: New Juvenile Probationers by Age
Ten Year Comparison**

FISCAL YEAR 2015 NEW



FISCAL YEAR 2024 NEW

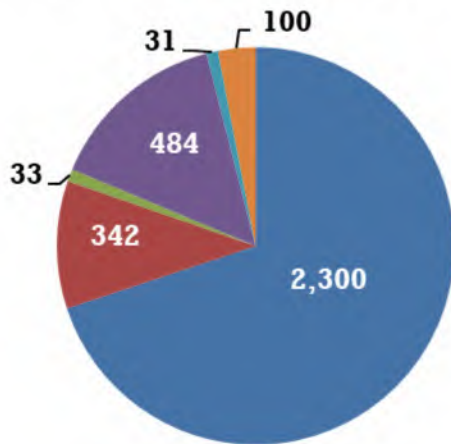


■ 10-14 years ■ 15 years ■ 16 years
■ 17 years ■ 18+ years

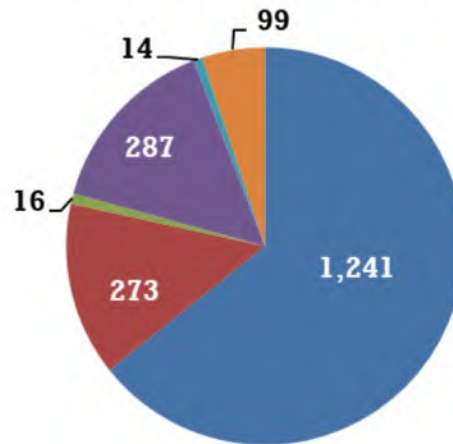
18+ years: Youth in this category committed their crime while still under the age of 18 but were new to probation after they turned 18.

**Chart 14: New Juvenile Probationers by Race/Ethnicity
Ten Year Comparison**

FISCAL YEAR 2015 NEW



FISCAL YEAR 2024 NEW



■ Caucasian ■ African American
■ Asian ■ Hispanic
■ Native American ■ Other

Race/Ethnicity: Demographic information is received through electronic transfer or paper filings from Law Enforcement and/or the District Attorney. Judicial's case management system currently blends race and ethnicity fields.

Table 68:
Colorado State Juvenile Regular Probation
Investigations
Fiscal Year 2024

TYPE:	Sex Offender Investigations		Pre- Sentence Investigations		Updated Pre-Sentence Investigations		Intake Evaluations		Interstate Investigations to Colorado		Expungement Reports		Administrative Investigations (additional cases)		Juvenile Assessment Summary Report		TOTAL INVESTIGATIONS	
	Number	%	Number	%	Number	%	Number	%	Number	%	Number	%	Number	%	Number	%	Number	%
1	1	1%	3	4%	0	0%	0	0%	2	3%	4	5%	5	6%	63	81%	78	100%
2J ¹	9	4%	123	50%	0	0%	0	0%	4	2%	0 ¹	0%	56	23%	54	22%	246	100%
3	0	0%	6	86%	0	0%	0	0%	0	0%	1	14%	0	0%	0	0%	7	100%
4	19	8%	43	18%	0	0%	0	0%	6	2%	108	45%	57	24%	8	3%	241	100%
5	9	23%	1	3%	0	0%	0	0%	0	0%	7	18%	7	18%	15	38%	39	100%
6	1	4%	20	87%	0	0%	0	0%	0	0%	1	4%	1	4%	0	0%	23	100%
7	1	3%	2	6%	1	3%	0	0%	0	0%	3	9%	10	29%	17	50%	34	100%
8	9	5%	19	10%	1	1%	0	0%	2	1%	43	23%	27	14%	86	46%	187	100%
9	1	5%	2	10%	0	0%	0	0%	0	0%	1	5%	3	15%	13	65%	20	100%
10	7	37%	2	11%	0	0%	0	0%	0	0%	4	21%	3	16%	3	16%	19	100%
11	2	7%	5	17%	0	0%	0	0%	1	3%	2	7%	5	17%	15	50%	30	100%
12	4	14%	14	50%	0	0%	1	4%	0	0%	2	7%	7	25%	0	0%	28	100%
13	2	7%	4	14%	0	0%	0	0%	1	3%	1	3%	8	28%	13	45%	29	100%
14	1	100%	0	0%	0	0%	0	0%	0	0%	0	0%	0	0%	0	0%	1	100%
15	0	0%	1	5%	0	0%	0	0%	0	0%	1	5%	3	14%	16	76%	21	100%
16	2	10%	4	19%	0	0%	0	0%	0	0%	1	5%	12	57%	2	10%	21	100%
17	15	23%	9	14%	0	0%	0	0%	2	3%	0	0%	11	17%	28	43%	65	100%
18	28	18%	17	11%	0	0%	0	0%	3	2%	1	1%	16	10%	95	59%	160	100%
19	15	4%	23	6%	0	0%	0	0%	4	1%	65	17%	45	12%	222	59%	374	100%
20	1	1%	1	1%	0	0%	0	0%	0	0%	19	18%	9	9%	75	71%	105	100%
21	1	1%	4	3%	0	0%	0	0%	2	1%	23	17%	42	31%	64	47%	136	100%
22	1	3%	2	6%	0	0%	0	0%	0	0%	9	27%	4	12%	17	52%	33	100%
STATE	129	7%	305	16%	2	0%	1	0%	27	1%	296	16%	331	17%	806	42%	1,897	100%

Note: Percentages may not total 100 percent because of rounding.

¹2J: Denver Juvenile Probation expungement reports are included in termination documents and are not captured in this table.

**Table 69:
Colorado State Juvenile Regular Probation
New Clients by Offense Type
Fiscal Year 2024**

TYPE: DISTRICT	Felony		Misdemeanor		Petty Offense		Traffic		Other (offense coded without a law class)		TOTAL NEW CLIENTS	
	Number	%	Number	%	Number	%	Number	%	Number	%	Number	%
1	46	40%	66	58%	0	0%	0	0%	2	2%	114	100%
2J	72	40%	105	59%	0	0%	0	0%	1	1%	178	100%
3	1	20%	4	80%	0	0%	0	0%	0	0%	5	100%
4	112	44%	135	54%	3	1%	1	0%	1	0%	252	100%
5	3	11%	19	70%	3	11%	2	7%	0	0%	27	100%
6	1	7%	14	93%	0	0%	0	0%	0	0%	15	100%
7	7	35%	11	55%	1	5%	1	5%	0	0%	20	100%
8	28	21%	70	52%	36	27%	0	0%	0	0%	134	100%
9	6	43%	8	57%	0	0%	0	0%	0	0%	14	100%
10	36	41%	51	59%	0	0%	0	0%	0	0%	87	100%
11	9	23%	26	67%	2	5%	2	5%	0	0%	39	100%
12	11	52%	10	48%	0	0%	0	0%	0	0%	21	100%
13	7	32%	14	64%	1	5%	0	0%	0	0%	22	100%
14	2	17%	9	75%	1	8%	0	0%	0	0%	12	100%
15	3	25%	9	75%	0	0%	0	0%	0	0%	12	100%
16	6	60%	4	40%	0	0%	0	0%	0	0%	10	100%
17	56	30%	126	67%	1	1%	0	0%	4	2%	187	100%
18	126	38%	191	57%	13	4%	0	0%	4	1%	334	100%
19	50	19%	156	58%	58	22%	1	0%	3	1%	268	100%
20	22	24%	54	60%	13	14%	0	0%	1	1%	90	100%
21	26	37%	38	54%	6	8%	0	0%	1	1%	71	100%
22	3	17%	10	56%	4	22%	0	0%	1	6%	18	100%
STATE	633	33%	1,130	59%	142	7%	7	0%	18	1%	1,930	100%

Note: Percentages may not total 100 percent because of rounding.

**Table 70:
Colorado State Juvenile Regular Probation
New Clients by Supervision Type
Fiscal Year 2024**

TYPE: DISTRICT	Probation		Probation Revoked and Resentenced ²		Deferred Adjudication		Diversion to be Supervised by Probation ¹		Interstate Transfers to Colorado		Change of Venue		TOTAL NEW CLIENTS	
	Number	%	Number	%	Number	%	Number	%	Number	%	Number	%	Number	%
1	22	19%	0	0%	67	59%	0	0%	3	3%	22	19%	114	100%
2J	91	51%	1	1%	43	24%	0	0%	1	1%	42	24%	178	100%
3	2	40%	0	0%	0	0%	0	0%	0	0%	3	60%	5	100%
4	92	37%	2	1%	133	53%	0	0%	11	4%	14	6%	252	100%
5	15	56%	0	0%	11	41%	0	0%	0	0%	1	4%	27	100%
6	2	13%	0	0%	10	67%	0	0%	1	7%	2	13%	15	100%
7	6	30%	0	0%	10	50%	0	0%	0	0%	4	20%	20	100%
8	21	16%	2	1%	102	76%	0	0%	1	1%	8	6%	134	100%
9	8	57%	0	0%	3	21%	0	0%	0	0%	3	21%	14	100%
10	54	62%	0	0%	26	30%	0	0%	0	0%	7	8%	87	100%
11	7	18%	0	0%	29	74%	0	0%	3	8%	0	0%	39	100%
12	9	43%	0	0%	10	48%	0	0%	0	0%	2	10%	21	100%
13	13	59%	0	0%	4	18%	0	0%	1	5%	4	18%	22	100%
14	3	25%	0	0%	5	42%	0	0%	1	8%	3	25%	12	100%
15	4	33%	1	8%	6	50%	1	8%	0	0%	0	0%	12	100%
16	3	30%	0	0%	6	60%	0	0%	0	0%	1	10%	10	100%
17	105	56%	3	2%	40	21%	0	0%	3	2%	36	19%	187	100%
18	180	54%	3	1%	98	29%	0	0%	8	2%	45	13%	334	100%
19	171	64%	2	1%	74	28%	0	0%	4	1%	17	6%	268	100%
20	78	87%	0	0%	6	7%	0	0%	0	0%	6	7%	90	100%
21	60	85%	0	0%	2	3%	0	0%	2	3%	7	10%	71	100%
22	10	56%	0	0%	6	33%	0	0%	0	0%	2	11%	18	100%
STATE	956	50%	14	1%	691	36%	1	0%	39	2%	229	12%	1,930	100%

¹**Diversion to be Supervised by Probation:** cases sentenced to probation that are supervised as part of a deferred prosecution agreement.

²**Probation Revoked and Re-sentenced:** This data represents those probationers who were administratively terminated previously (i.e. absconded) and now have been revoked and re-sentenced to probation.

Note: Percentages may not total 100 percent because of rounding.

**Table 71:
Colorado State Juvenile Regular Probation
New Clients by Gender
Fiscal Year 2024**

TYPE:		Female		Male		Unknown		TOTAL NEW CLIENTS	
DISTRICT	Number	%	Number	%	Number	%	Number	%	
1	24	21%	90	79%	0	0%	114	100%	
2J	25	14%	153	86%	0	0%	178	100%	
3	0	0%	5	100%	0	0%	5	100%	
4	66	26%	185	73%	1	0%	252	100%	
5	8	30%	19	70%	0	0%	27	100%	
6	3	20%	12	80%	0	0%	15	100%	
7	4	20%	16	80%	0	0%	20	100%	
8	40	30%	94	70%	0	0%	134	100%	
9	3	21%	11	79%	0	0%	14	100%	
10	26	30%	61	70%	0	0%	87	100%	
11	10	26%	29	74%	0	0%	39	100%	
12	6	29%	15	71%	0	0%	21	100%	
13	4	18%	18	82%	0	0%	22	100%	
14	1	8%	11	92%	0	0%	12	100%	
15	2	17%	10	83%	0	0%	12	100%	
16	2	20%	8	80%	0	0%	10	100%	
17	19	10%	168	90%	0	0%	187	100%	
18	75	22%	259	78%	0	0%	334	100%	
19	62	23%	206	77%	0	0%	268	100%	
20	15	17%	75	83%	0	0%	90	100%	
21	19	27%	52	73%	0	0%	71	100%	
22	2	11%	16	89%	0	0%	18	100%	
STATE	416	22%	1,513	78%	1	0%	1,930	100%	

Note: Percentages may not total 100 percent because of rounding.

**Table 72:
Colorado State Juvenile Regular Probation
New Clients by Age
Fiscal Year 2024**

TYPE:	10-14 Years		15 Years		16 Years		17 Years		¹ 18+ Years		Unknown		TOTAL NEW CLIENTS	
DISTRICT	Number	%	Number	%	Number	%	Number	%	Number	%	Number	%	Number	%
1	24	21%	14	12%	25	22%	24	21%	27	24%	0	0%	114	100%
2J	28	16%	25	14%	39	22%	46	26%	40	22%	0	0%	178	100%
3	0	0%	0	0%	0	0%	3	60%	2	40%	0	0%	5	100%
4	41	16%	41	16%	50	20%	63	25%	57	23%	0	0%	252	100%
5	8	30%	7	26%	5	19%	1	4%	6	22%	0	0%	27	100%
6	2	13%	3	20%	2	13%	4	27%	4	27%	0	0%	15	100%
7	5	25%	3	15%	5	25%	2	10%	5	25%	0	0%	20	100%
8	27	20%	23	17%	34	25%	33	25%	17	13%	0	0%	134	100%
9	2	14%	2	14%	4	29%	4	29%	2	14%	0	0%	14	100%
10	27	31%	10	11%	20	23%	13	15%	17	20%	0	0%	87	100%
11	10	26%	7	18%	7	18%	5	13%	10	26%	0	0%	39	100%
12	4	19%	5	24%	1	5%	5	24%	6	29%	0	0%	21	100%
13	2	9%	4	18%	3	14%	5	23%	8	36%	0	0%	22	100%
14	0	0%	2	17%	3	25%	5	42%	2	17%	0	0%	12	100%
15	3	25%	2	17%	3	25%	0	0%	4	33%	0	0%	12	100%
16	0	0%	1	10%	5	50%	3	30%	1	10%	0	0%	10	100%
17	19	10%	25	13%	42	22%	40	21%	61	33%	0	0%	187	100%
18	41	12%	39	12%	82	25%	87	26%	85	25%	0	0%	334	100%
19	76	28%	44	16%	55	21%	54	20%	39	15%	0	0%	268	100%
20	10	11%	22	24%	19	21%	22	24%	17	19%	0	0%	90	100%
21	19	27%	12	17%	10	14%	14	20%	16	23%	0	0%	71	100%
22	1	6%	7	39%	5	28%	1	6%	4	22%	0	0%	18	100%
STATE	349	18%	298	15%	419	22%	434	22%	430	22%	0	0%	1,930	100%

¹18+ Years: Youth in this category committed their crime while still under the age of 18 but were new to probation after they turned 18.

Note: Percentages may not total 100 percent because of rounding.

**Table 73:
Colorado State Juvenile Regular Probation
New Clients by Race/Ethnicity Group¹
Fiscal Year 2024**

TYPE: DISTRICT	Caucasian		African American		Asian		Hispanic		Native American		Other		TOTAL NEW CLIENTS	
	Number	%	Number	%	Asian	%	Number	%	Number	%	Number	%	Number	%
1	89	78%	8	7%	0	0%	12	11%	2	2%	3	3%	114	100%
2J	62	35%	55	31%	1	1%	56	31%	1	1%	3	2%	178	100%
3	3	60%	1	20%	0	0%	1	20%	0	0%	0	0%	5	100%
4	151	60%	51	20%	3	1%	34	13%	2	1%	11	4%	252	100%
5	20	74%	0	0%	0	0%	4	15%	0	0%	3	11%	27	100%
6	11	73%	0	0%	0	0%	3	20%	0	0%	1	7%	15	100%
7	14	70%	0	0%	0	0%	6	30%	0	0%	0	0%	20	100%
8	101	75%	8	6%	1	1%	14	10%	0	0%	10	7%	134	100%
9	10	71%	1	7%	0	0%	2	14%	0	0%	1	7%	14	100%
10	53	61%	4	5%	0	0%	11	13%	1	1%	18	21%	87	100%
11	34	87%	2	5%	0	0%	0	0%	0	0%	3	8%	39	100%
12	17	81%	0	0%	0	0%	1	5%	0	0%	3	14%	21	100%
13	16	73%	1	5%	0	0%	5	23%	0	0%	0	0%	22	100%
14	12	100%	0	0%	0	0%	0	0%	0	0%	0	0%	12	100%
15	9	75%	0	0%	0	0%	2	17%	0	0%	1	8%	12	100%
16	7	70%	1	10%	0	0%	2	20%	0	0%	0	0%	10	100%
17	130	70%	26	14%	0	0%	24	13%	0	0%	7	4%	187	100%
18	159	48%	98	29%	6	2%	49	15%	0	0%	22	7%	334	100%
19	196	73%	9	3%	4	1%	52	19%	1	0%	6	2%	268	100%
20	77	86%	1	1%	1	1%	6	7%	1	1%	4	4%	90	100%
21	61	86%	6	8%	0	0%	2	3%	0	0%	2	3%	71	100%
22	9	50%	1	6%	0	0%	1	6%	6	33%	1	6%	18	100%
STATE	1,241	64%	273	14%	16	1%	287	15%	14	1%	99	5%	1,930	100%

¹ **Race/Ethnicity Group:** Demographic information is received through electronic transfer or paper filings from Law Enforcement and/or the District Attorney. Judicial's case management system currently blends race and ethnicity fields.

Note: Percentages may not total 100 percent because of rounding.

**Table 74:
Colorado State Juvenile Regular Probation
Successful/Unsuccessful Terminations
Fiscal Year 2024**

TYPE:	SUCCESSFUL TERMINATIONS ¹		UNSUCCESSFUL TERMINATIONS ²				TOTAL TERMINATIONS ³	
	Successful		Revoked		Absconded			
DISTRICT	Number	%	Number	%	Number	%	Number	%
1	61	73%	19	23%	4	5%	84	100%
2J	82	68%	23	19%	15	13%	120	100%
3	5	63%	3	38%	0	0%	8	100%
4	180	78%	36	16%	15	6%	231	100%
5	18	100%	0	0%	0	0%	18	100%
6	12	100%	0	0%	0	0%	12	100%
7	5	100%	0	0%	0	0%	5	100%
8	56	60%	34	37%	3	3%	93	100%
9	11	69%	5	31%	0	0%	16	100%
10	59	88%	7	10%	1	1%	67	100%
11	22	88%	3	12%	0	0%	25	100%
12	13	81%	2	13%	1	6%	16	100%
13	14	74%	3	16%	2	11%	19	100%
14	10	100%	0	0%	0	0%	10	100%
15	2	100%	0	0%	0	0%	2	100%
16	3	75%	1	25%	0	0%	4	100%
17	101	72%	30	21%	9	6%	140	100%
18	186	87%	19	9%	10	5%	215	100%
19	124	78%	32	20%	4	3%	160	100%
20	51	85%	6	10%	3	5%	60	100%
21	47	68%	17	25%	5	7%	69	100%
22	4	80%	1	20%	0	0%	5	100%
STATE	1,066	77%	241	17%	72	5%	1,379	100%

¹**Successful Terminations:** This column includes those probationers supervised by the state who terminated successfully.

²**Unsuccessful Terminations:** This column includes those probationers who were revoked or absconded. A revocation is defined as a termination from probation supervision for a technical violation, new misdemeanor, or new felony. Absconded refers to probationers who become fugitives and are no longer compliant with probation supervision.

³**Total Terminations:** This table includes: successful, revocations and absconders from probation supervision. Additional types of juvenile probation closures are included in Table 75.

Note: Percentages may not total 100 percent because of rounding.

**Table 75:
Colorado State Juvenile Regular Probation
All Probation Supervision Closure Types
Fiscal Year 2024**

TYPE:	Successful		Revoked		Absconded		Community Corrections Discharge		Deported		Death		Administrative Closure		TOTAL CLOSURES		Change of Venue ¹	
	DISTRICT	Number	%	Number	%	Number	%	Number	%	Number	%	Number	%	Number	%	Number	%	Number
1	61	72%	19	22%	4	5%	0	0%	0	0%	0	0%	1	1%	85	100%	15	1
2J	82	68%	23	19%	15	13%	0	0%	0	0%	0	0%	0	0%	120	100%	22	2J
3	5	63%	3	38%	0	0%	0	0%	0	0%	0	0%	0	0%	8	100%	0	3
4	180	77%	36	15%	15	6%	0	0%	0	0%	0	0%	4	2%	235	100%	13	4
5	18	100%	0	0%	0	0%	0	0%	0	0%	0	0%	0	0%	18	100%	3	5
6	12	100%	0	0%	0	0%	0	0%	0	0%	0	0%	0	0%	12	100%	0	6
7	5	100%	0	0%	0	0%	0	0%	0	0%	0	0%	0	0%	5	100%	2	7
8	56	60%	34	37%	3	3%	0	0%	0	0%	0	0%	0	0%	93	100%	20	8
9	11	69%	5	31%	0	0%	0	0%	0	0%	0	0%	0	0%	16	100%	0	9
10	59	87%	7	10%	1	1%	0	0%	0	0%	1	1%	0	0%	68	100%	6	10
11	22	88%	3	12%	0	0%	0	0%	0	0%	0	0%	0	0%	25	100%	5	11
12	13	81%	2	13%	1	6%	0	0%	0	0%	0	0%	0	0%	16	100%	1	12
13	14	70%	3	15%	2	10%	0	0%	0	0%	0	0%	1	5%	20	100%	1	13
14	10	100%	0	0%	0	0%	0	0%	0	0%	0	0%	0	0%	10	100%	0	14
15	2	100%	0	0%	0	0%	0	0%	0	0%	0	0%	0	0%	2	100%	1	15
16	3	60%	1	20%	0	0%	0	0%	0	0%	1	20%	0	0%	5	100%	0	16
17	101	72%	30	21%	9	6%	0	0%	0	0%	1	1%	0	0%	141	100%	37	17
18	186	87%	19	9%	10	5%	0	0%	0	0%	0	0%	0	0%	215	100%	46	18
19	124	76%	32	20%	4	2%	0	0%	0	0%	1	1%	2	1%	163	100%	24	19
20	51	84%	6	10%	3	5%	0	0%	0	0%	0	0%	1	2%	61	100%	7	20
21	47	67%	17	24%	5	7%	0	0%	0	0%	1	1%	0	0%	70	100%	7	21
22	4	80%	1	20%	0	0%	0	0%	0	0%	0	0%	0	0%	5	100%	1	22
STATE	1,066	77%	241	17%	72	5%	0	0%	0	0%	5	0%	9	1%	1,393	100%	211	STATE

¹**Change of Venue:** Beginning in FY 2008 change of venue cases were removed from "Total Closures" because they are accounted for within the existing closure categories. They are reported separately to track change of venue cases transferred between courts.

Note: Percentages may not total 100 percent because of rounding.

**Table 76:
Colorado State Juvenile Regular Probation
Type of Revocation
Fiscal Year 2024**

TYPE: DISTRICT	New Felony ¹		New Misdemeanor ²		Technical ³		TOTAL REVOCATIONS ⁴	
	Number	%	Number	%	Number	%	Number	%
1	2	11%	4	21%	13	68%	19	100%
2J	3	13%	5	22%	15	65%	23	100%
3	1	33%	0	0%	2	67%	3	100%
4	11	31%	3	8%	22	61%	36	100%
5	0	0%	0	0%	0	0%	0	0%
6	0	0%	0	0%	0	0%	0	0%
7	0	0%	0	0%	0	0%	0	0%
8	2	6%	3	9%	29	85%	34	100%
9	0	0%	2	40%	3	60%	5	100%
10	2	29%	0	0%	5	71%	7	100%
11	0	0%	0	0%	3	100%	3	100%
12	1	50%	0	0%	1	50%	2	100%
13	1	33%	0	0%	2	67%	3	100%
14	0	0%	0	0%	0	0%	0	0%
15	0	0%	0	0%	0	0%	0	0%
16	0	0%	0	0%	1	100%	1	100%
17	3	10%	5	17%	22	73%	30	100%
18	5	26%	6	32%	8	42%	19	100%
19	7	22%	5	16%	20	63%	32	100%
20	3	50%	2	33%	1	17%	6	100%
21	4	24%	2	12%	11	65%	17	100%
22	0	0%	0	0%	1	100%	1	100%
STATE	45	19%	37	15%	159	66%	241	100%

¹**New Felony:** Includes revocations for a new felony offense committed while on probation supervision.

²**New Misdemeanor:** Includes revocations for a new misdemeanor offense committed while on probation supervision.

³**Technical:** Includes revocations for technical probation supervision violations (e.g. drug use, non-compliance).

⁴**Total Revocations:** Total includes all felony, misdemeanor, and technical violations resulting in a revocation from probation.

Note: Percentages may not total 100 percent because of rounding.

**Table 77:
Colorado State Juvenile Regular Probation
Length of Stay
Fiscal Year 2024**

TYPE:		0-3 months		4-6 months		7-12 months		13-18 months		19-24 months		25 + months		TOTAL CLOSURES	
DISTRICT	Number	%	Number	%	Number	%	Number	%	Number	%	Number	%	Number	%	
1	13	15%	4	5%	33	39%	14	17%	9	11%	11	13%	85	100%	
2J	10	8%	23	19%	40	34%	20	16%	12	10%	15	13%	120	100%	
3	0	0%	1	13%	2	25%	2	25%	1	13%	2	25%	8	100%	
4	15	6%	14	6%	92	39%	40	17%	31	13%	43	18%	235	100%	
5	1	5%	3	14%	5	29%	5	29%	3	19%	1	5%	18	100%	
6	1	8%	3	25%	5	42%	1	8%	1	8%	1	8%	12	100%	
7	1	14%	1	29%	0	0%	0	0%	1	29%	1	29%	5	100%	
8	14	15%	6	6%	40	42%	19	20%	11	12%	4	4%	93	100%	
9	0	0%	5	31%	7	44%	1	6%	1	6%	2	13%	16	100%	
10	6	9%	28	41%	19	28%	9	14%	3	4%	3	4%	68	100%	
11	5	20%	8	30%	8	33%	1	3%	2	7%	2	7%	25	100%	
12	1	6%	0	0%	10	65%	3	18%	1	6%	1	6%	16	100%	
13	1	5%	1	5%	8	38%	4	19%	2	10%	5	24%	20	100%	
14	0	0%	0	0%	6	60%	2	20%	0	0%	2	20%	10	100%	
15	1	25%	0	0%	1	38%	1	38%	0	0%	0	0%	2	100%	
16	1	20%	0	0%	3	60%	0	0%	1	20%	0	0%	5	100%	
17	22	16%	12	8%	62	44%	21	15%	12	8%	11	8%	141	100%	
18	31	15%	45	21%	84	39%	28	13%	14	7%	13	6%	215	100%	
19	16	10%	33	20%	61	37%	24	15%	14	9%	15	9%	163	100%	
20	13	21%	13	22%	22	35%	8	13%	5	9%	0	0%	61	100%	
21	5	6%	15	22%	24	34%	16	23%	4	5%	6	9%	70	100%	
22	1	17%	0	0%	2	33%	2	33%	1	17%	0	0%	5	100%	
STATE	157	11%	215	15%	533	38%	221	16%	129	9%	138	10%	1,393	100%	

Note: Percentages may not total 100 percent because of rounding.

**Table 78:
Colorado State Juvenile Regular Probation
Active Client Risk¹ Levels on June 30, 2024
Fiscal Year 2024**

Risk Levels:	New: w/in the first 30 days of supervision start date		Maximum		Medium		Minimum		Administrative		Automated Reporting Program (ARP)		Community Corrections		Interstate Transfer to Another State		TOTAL STATE JUVENILE CLIENTS	
	Number	%	Number	%	Number	%	Number	%	Number	%	Number	%	Number	%	Number	%	Number	%
1	2	2%	22	17%	49	37%	41	31%	16	12%	0	0%	1	1%	2	2%	133	100%
2J	1	0%	84	39%	71	33%	31	14%	25	12%	0	0%	0	0%	2	1%	214	100%
3	0	0%	2	22%	6	67%	1	11%	0	0%	0	0%	0	0%	0	0%	9	100%
4	0	0%	33	9%	156	43%	122	33%	32	9%	0	0%	3	1%	20	5%	366	100%
5	0	0%	9	26%	13	38%	11	32%	0	0%	0	0%	0	0%	1	3%	34	100%
6	0	0%	7	28%	11	44%	6	24%	0	0%	0	0%	1	4%	0	0%	25	100%
7	0	0%	8	22%	12	32%	13	35%	3	8%	0	0%	1	3%	0	0%	37	100%
8	1	1%	65	41%	64	40%	19	12%	7	4%	0	0%	0	0%	4	3%	160	100%
9	1	5%	2	10%	6	30%	5	25%	5	25%	0	0%	1	5%	0	0%	20	100%
10	7	9%	20	27%	31	41%	11	15%	6	8%	0	0%	0	0%	0	0%	75	100%
11	2	6%	6	19%	10	32%	8	26%	3	10%	0	0%	0	0%	2	6%	31	100%
12	0	0%	4	13%	16	50%	10	31%	2	6%	0	0%	0	0%	0	0%	32	100%
13	0	0%	1	4%	13	54%	7	29%	0	0%	0	0%	1	4%	2	8%	24	100%
14	0	0%	0	0%	5	28%	8	44%	2	11%	0	0%	0	0%	3	17%	18	100%
15	0	0%	2	11%	7	39%	9	50%	0	0%	0	0%	0	0%	0	0%	18	100%
16	1	4%	4	16%	4	16%	12	48%	4	16%	0	0%	0	0%	0	0%	25	100%
17	12	5%	34	15%	84	38%	54	24%	36	16%	0	0%	1	0%	1	0%	222	100%
18	14	4%	40	11%	145	39%	116	31%	53	14%	0	0%	0	0%	3	1%	371	100%
19	1	0%	34	11%	132	43%	100	33%	30	10%	0	0%	1	0%	7	2%	305	100%
20	2	2%	14	16%	34	38%	26	29%	5	6%	0	0%	3	3%	6	7%	90	100%
21	0	0%	22	23%	36	38%	24	25%	8	8%	0	0%	2	2%	4	4%	96	100%
22	0	0%	3	17%	9	50%	3	17%	2	11%	0	0%	0	0%	1	6%	18	100%
STATE	44	2%	416	18%	914	39%	637	27%	239	10%	0	0%	15	1%	58	2%	2,323	100%

¹**Active Client Risk Levels:** This data includes regular juvenile supervision, juvenile sex offender, problem solving court and mental disorder clients. Detailed supervision levels for each regular juvenile supervision, juveniles who have committed sexual offenses, problem solving court and mental disorder clients can be found on Tables 79 and 80.

Note: Percentages may not total 100 percents because of rounding.

**Table 79:
Colorado State Juvenile Regular Probation
Active Regular Juvenile and Juveniles Who Have Committed Sexual Offenses
Client Risk Levels on June 30, 2024
Fiscal Year 2024**

Risk Level:	Regular Juvenile Supervision									
	Regular Maximum		Regular Medium		Regular Minimum		Regular Administrative and ARP		Regular Total	
	Number	%	Number	%	Number	%	Number	%	Number	%
DISTRICT										
1	17	16%	43	41%	29	28%	16	15%	105	100%
2J	74	41%	59	33%	21	12%	25	14%	179	100%
3	2	25%	6	75%	0	0%	0	0%	8	100%
4	27	9%	134	47%	94	33%	32	11%	287	100%
5	5	19%	12	46%	9	35%	0	0%	26	100%
6	7	30%	11	48%	5	22%	0	0%	23	100%
7	8	26%	10	32%	10	32%	3	10%	31	100%
8	46	35%	61	46%	18	14%	7	5%	132	100%
9	2	11%	6	33%	5	28%	5	28%	18	100%
10	15	26%	27	47%	10	17%	6	10%	58	100%
11	4	19%	7	33%	7	33%	3	14%	21	100%
12	3	12%	15	60%	5	20%	2	8%	25	100%
13	1	6%	13	72%	4	22%	0	0%	18	100%
14	0	0%	4	36%	5	45%	2	18%	11	100%
15	2	12%	6	35%	9	53%	0	0%	17	100%
16	4	24%	3	18%	6	35%	4	24%	17	100%
17	33	18%	72	39%	43	23%	36	20%	184	100%
18	29	10%	126	42%	93	31%	49	16%	297	100%
19	25	10%	108	42%	94	37%	30	12%	257	100%
20	11	17%	33	50%	17	26%	5	8%	66	100%
21	19	23%	35	43%	19	23%	8	10%	81	100%
22	3	18%	9	53%	3	18%	2	12%	17	100%
STATE	337	18%	800	43%	506	27%	235	13%	1,878	100%

Risk Level:	Juveniles Who Have Committed Sexual Offenses (JSO) ¹									
	JSO Maximum		JSO Medium		JSO Minimum		JSO Administrative		JSO Total	
	Number	%	Number	%	Number	%	Number	%	Number	%
DISTRICT										
1	5	22%	6	26%	12	52%	0	0%	23	100%
2J	2	11%	7	37%	10	53%	0	0%	19	100%
3	0	0%	0	0%	1	100%	0	0%	1	100%
4	6	11%	22	39%	28	50%	0	0%	56	100%
5	3	50%	1	17%	2	33%	0	0%	6	100%
6	0	0%	0	0%	1	100%	0	0%	1	100%
7	0	0%	2	40%	3	60%	0	0%	5	100%
8	12	75%	3	19%	1	6%	0	0%	16	100%
9	0	0%	0	0%	0	0%	0	0%	0	0%
10	5	50%	4	40%	1	10%	0	0%	10	100%
11	2	33%	3	50%	1	17%	0	0%	6	100%
12	1	14%	1	14%	5	71%	0	0%	7	100%
13	0	0%	0	0%	3	100%	0	0%	3	100%
14	0	0%	1	25%	3	75%	0	0%	4	100%
15	0	0%	1	100%	0	0%	0	0%	1	100%
16	0	0%	1	14%	6	86%	0	0%	7	100%
17	1	4%	12	50%	11	46%	0	0%	24	100%
18	10	22%	13	28%	23	50%	0	0%	46	100%
19	4	14%	19	68%	5	18%	0	0%	28	100%
20	1	11%	0	0%	8	89%	0	0%	9	100%
21	3	33%	1	11%	5	56%	0	0%	9	100%
22	0	0%	0	0%	0	0%	0	0%	0	0%
STATE	55	20%	97	35%	129	46%	0	0%	281	100%

¹This chart does not include juveniles who have committed sexual offenses who have been placed on Juvenile Intensive Supervision Probation (JISP). Colorado does not currently have a Sex Offender Intensive Supervision Program (SOISP) for juveniles who have committed sexual offenses.

Note: Percentages may not total 100 percent because of rounding.

Table 80:
Colorado State Juvenile Regular Probation
Active Problem Solving Court and Mental Disorder Client Risk Levels
on June 30, 2024
Fiscal Year 2024

Risk Level:	Problem Solving Court (PSC)									
	PSC Maximum		PSC Medium		PSC Minimum		PSC Administrative		PSC TOTAL	
	Number	%	Number	%	Number	%	Number	%	Number	%
DISTRICT										
1	0	0%	0	0%	0	0%	0	0%	0	0%
2J	8	62%	5	38%	0	0%	0	0%	13	100%
3	0	0%	0	0%	0	0%	0	0%	0	0%
4	0	0%	0	0%	0	0%	0	0%	0	0%
5	0	0%	0	0%	0	0%	0	0%	0	0%
6	0	0%	0	0%	0	0%	0	0%	0	0%
7	0	0%	0	0%	0	0%	0	0%	0	0%
8	7	100%	0	0%	0	0%	0	0%	7	100%
9	0	0%	0	0%	0	0%	0	0%	0	0%
10	0	0%	0	0%	0	0%	0	0%	0	0%
11	0	0%	0	0%	0	0%	0	0%	0	0%
12	0	0%	0	0%	0	0%	0	0%	0	0%
13	0	0%	0	0%	0	0%	0	0%	0	0%
14	0	0%	0	0%	0	0%	0	0%	0	0%
15	0	0%	0	0%	0	0%	0	0%	0	0%
16	0	0%	0	0%	0	0%	0	0%	0	0%
17	0	0%	0	0%	0	0%	0	0%	0	0%
18	0	0%	0	0%	0	0%	0	0%	0	0%
19	0	0%	0	0%	0	0%	0	0%	0	0%
20	0	0%	0	0%	0	0%	0	0%	0	0%
21	0	0%	0	0%	0	0%	0	0%	0	0%
22	0	0%	0	0%	0	0%	0	0%	0	0%
STATE	15	75%	5	25%	0	0%	0	0%	20	100%

Risk Level:	Mental Disorder (MD)									
	MD Maximum		MD Medium		MD Minimum		MD Administrative		MD Total	
	Number	%	Number	%	Number	%	Number	%	Number	%
DISTRICT										
1	0	0%	0	0%	0	0%	0	0%	0	0%
2J	0	0%	0	0%	0	0%	0	0%	0	0%
3	0	0%	0	0%	0	0%	0	0%	0	0%
4	0	0%	0	0%	0	0%	0	0%	0	0%
5	1	100%	0	0%	0	0%	0	0%	1	100%
6	0	0%	0	0%	0	0%	0	0%	0	0%
7	0	0%	0	0%	0	0%	0	0%	0	0%
8	0	0%	0	0%	0	0%	0	0%	0	0%
9	0	0%	0	0%	0	0%	0	0%	0	0%
10	0	0%	0	0%	0	0%	0	0%	0	0%
11	0	0%	0	0%	0	0%	0	0%	0	0%
12	0	0%	0	0%	0	0%	0	0%	0	0%
13	0	0%	0	0%	0	0%	0	0%	0	0%
14	0	0%	0	0%	0	0%	0	0%	0	0%
15	0	0%	0	0%	0	0%	0	0%	0	0%
16	0	0%	0	0%	0	0%	0	0%	0	0%
17	0	0%	0	0%	0	0%	0	0%	0	0%
18	1	9%	6	55%	0	0%	4	36%	11	100%
19	5	45%	5	45%	1	9%	0	0%	11	100%
20	2	50%	1	25%	1	25%	0	0%	4	100%
21	0	0%	0	0%	0	0%	0	0%	0	0%
22	0	0%	0	0%	0	0%	0	0%	0	0%
STATE	9	33%	12	44%	2	7%	4	15%	27	100%

Note: Percentages may not total 100 percent because of rounding.



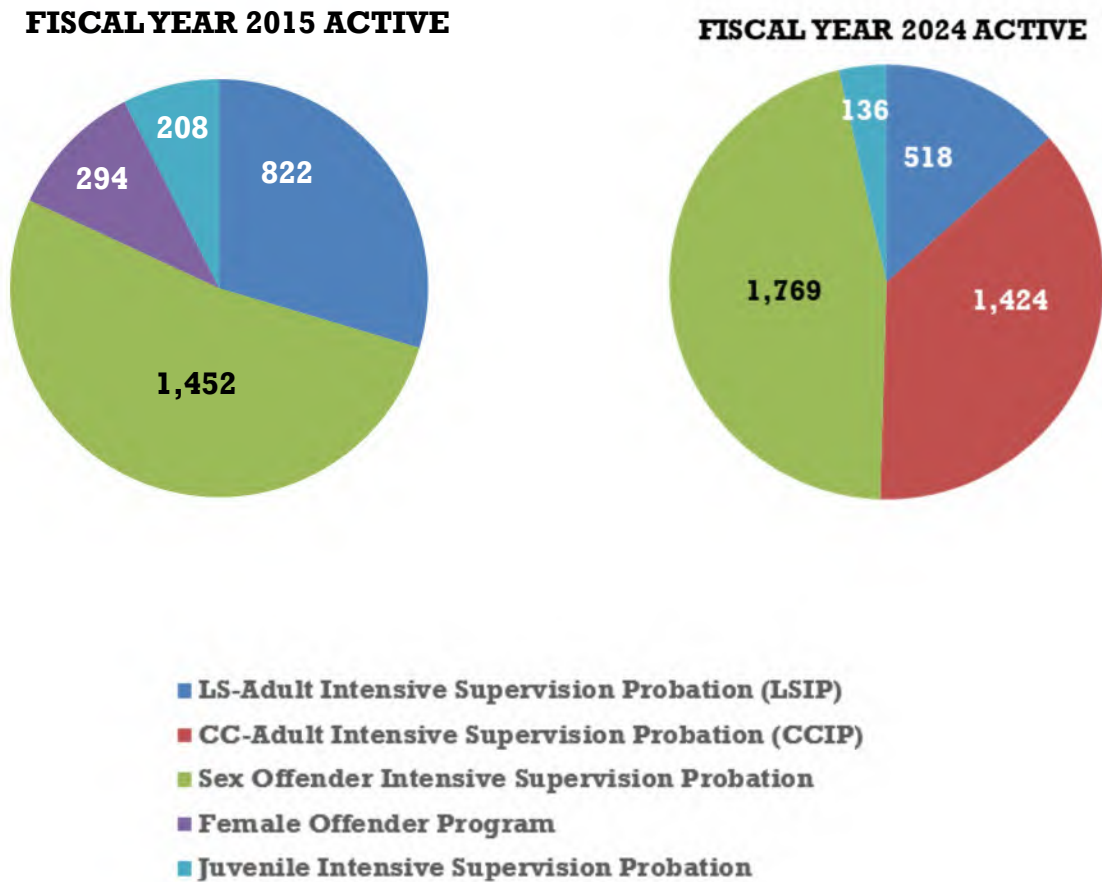
Intensive Probation Programs

Photo Credit: Sherry Foco

Intensive Probation Programs

Intensive programs are created in statute or otherwise established to provide the courts and probation with community supervision options for higher-risk offenders. Three main goals drive intensive probation programs: to assess criminal risk and target offenders' service needs that relate to ongoing criminal activity; provide the highest level of supervision available; and identify and make referrals for appropriate treatment and services to reduce criminal behavior. Probationers must meet certain criteria, based on assessed risk and need, before being placed in intensive probation programs. These programs offer risk/need assessments, offense-specific treatment, electronic monitoring, and cognitive skills training. Due to the significant number of supervision requirements, and the level of risk, the number of probationers assigned to an intensive program caseload is much lower than regular programs. The sections that follow present detailed and summary information pertaining to each of the intensive programs Colorado Probation employs to effectively supervise its clients.

**Chart 15: Probation Intensive Program Active Population as of June 30
Proportion of Probationers by Intensive Program- Ten Year Comparison**



Note: CC-Adult Intensive Supervision Probation (CCIP) is a new intensive program that began in FY2019.
FOP – Female Offender Program has been phased out and will not be operational beyond FY2020.

A white mountain goat with small, dark horns is standing on a rocky, grassy slope. The goat is facing left and looking towards the camera. The background shows a steep, rocky hillside under a clear blue sky. In the foreground, there are large, reddish-brown rocks and some green plants with yellow flowers.

**LS-Adult Intensive Supervision
Probation (LSIP)**

Photo Credit: Sherry Foco

LS-Adult Intensive Supervision Probation (LSIP)

Adult Intensive Supervision Probation was implemented statewide in FY 1982 as a community sentencing alternative to incarceration for selected high-risk adult offenders with extensive criminal histories. AISP remains a sentencing option in cases where the offense date occurred before October 1, 2013. Pursuant to HB13-250, offenses committed after October 1, 2013, are subject to eligibility screening and placement in intensive programs, based on the standardized offender assessment (§16-11.5-102, C.R.S.). The AISP program was modified and renamed in 2013, following the passage of HB13-250. LSIP targets the higher risk/lower needs (absence of substance dependence and mental health issues) probationers. The program is designed to address specific criminogenic needs with intensive interventions. The program also requires accountability, with the goals of enhanced public safety through behavior change. A probationer may be enrolled in this program after the initial assessments are completed or when a reassessment indicates the probationer’s risk of re-offense has increased, and the probationer meets the acceptance criteria of the intensive program.

In FY 2024 there were 362 probationers placed in LSIP and on June 30, 2024, there were 518 on LSIP. In FY 2024 the program successfully terminated 51 probationers from the LSIP program who might otherwise have served sentences in jail, Community Corrections, or the Department of Corrections. Additionally, 101 probationers successfully completed the intensive program and were transferred to regular probation for the remainder of their sentence.

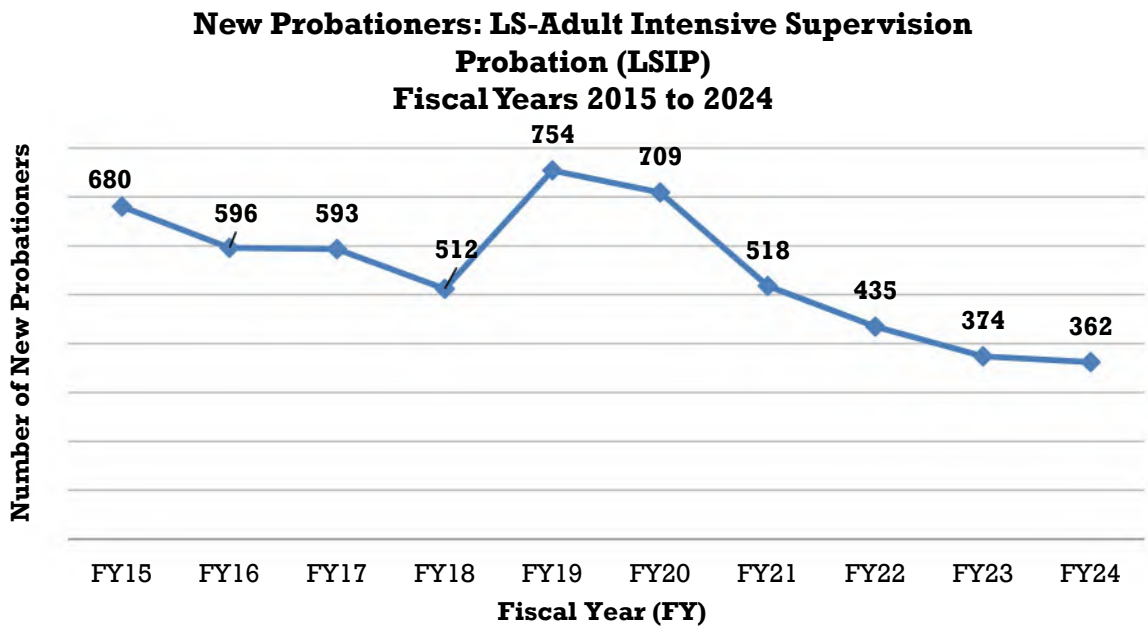


Table 81:
Colorado State Probation Intensive Programs
LS-Adult Intensive Supervision Probation (LSIP)¹
New Clients by Order Type
Fiscal Year 2024

DISTRICT	Probation		Courtesy Transfer from other Colorado Probation Districts		Interstate Transfers to Colorado		Total New Clients	
	Number	%	Number	%	Number	%	Number	%
1	20	83%	4	17%	0	0%	24	100%
2	0	0%	0	0%	0	0%	0	0%
3	0	0%	0	0%	0	0%	0	0%
4	58	91%	6	9%	0	0%	64	100%
5	8	80%	2	20%	0	0%	10	100%
6	0	0%	0	0%	0	0%	0	0%
7	0	0%	0	0%	0	0%	0	0%
8	38	86%	6	14%	0	0%	44	100%
9	0	0%	0	0%	0	0%	0	0%
10	15	71%	6	29%	0	0%	21	100%
11	1	50%	1	50%	0	0%	2	100%
12	0	0%	1	100%	0	0%	1	100%
13	9	69%	3	23%	1	8%	13	100%
14	0	0%	0	0%	0	0%	0	0%
15	0	0%	1	100%	0	0%	1	100%
16	0	0%	0	0%	0	0%	0	0%
17	54	93%	4	7%	0	0%	58	100%
18	28	70%	8	20%	4	10%	40	100%
19	53	84%	10	16%	0	0%	63	100%
20	7	88%	1	13%	0	0%	8	100%
21	7	70%	3	30%	0	0%	10	100%
22	3	100%	0	0%	0	0%	3	100%
TOTAL	301	83%	56	15%	5	1%	362	100%

¹**LS-Adult Intensive Supervision Probation (LSIP):** The AISP program was modified and renamed in 2013, following the passage of HB13-250. LSIP targets the higher risk/lower needs (absence of substance dependence and mental health issues) probationers.

Note: Percentages may not total 100 percent because of rounding.

Table 82:
Colorado State Probation Intensive Programs
LS-Adult Intensive Supervision Probation (LSIP)
Successful/Unsuccessful Terminations
Fiscal Year 2024

Successful Program Completion Transfer to Regular Probation ¹	TYPE:	SUCCESSFUL TERMINATIONS ²		UNSUCCESSFUL TERMINATIONS ³				TOTAL TERMINATIONS ⁴	
		Successful (no longer on Probation)		Revoked		Absconded			
		Number	DISTRICT	Number	%	Number	%	Number	%
10	1	3	16%	14	74%	2	11%	19	100%
1	2	1	100%	0	0%	0	0%	1	100%
0	3	0	0%	0	0%	0	0%	0	0%
14	4	4	13%	17	55%	10	32%	31	100%
4	5	2	25%	6	75%	0	0%	8	100%
0	6	0	0%	0	0%	0	0%	0	0%
0	7	0	0%	0	0%	0	0%	0	0%
8	8	8	31%	14	54%	4	15%	26	100%
0	9	0	0%	0	0%	0	0%	0	0%
10	10	1	6%	11	61%	6	33%	18	100%
3	11	0	0%	2	100%	0	0%	2	100%
0	12	0	0%	1	100%	0	0%	1	100%
4	13	1	100%	0	0%	0	0%	1	100%
0	14	0	0%	0	0%	0	0%	0	0%
1	15	0	0%	0	0%	0	0%	0	0%
0	16	0	0%	0	0%	0	0%	0	0%
13	17	10	27%	19	51%	8	22%	37	100%
19	18	8	21%	18	47%	12	32%	38	100%
4	19	12	44%	13	48%	2	7%	27	100%
3	20	1	33%	1	33%	1	33%	3	100%
5	21	0	0%	3	50%	3	50%	6	100%
2	22	0	0%	1	50%	1	50%	2	100%
101	STATE	51	23%	120	55%	49	22%	220	100%

¹**Successful Program Completion Transfer to Regular Probation:** In FY 2018 those transferring to regular probation have been removed from the Successful Termination and reported separately. In previous annual reports they were combined. To see a complete list of all Intensive program transitions to regular probation see the Intensive Summary Table 97.

²**Successful Terminations:** This column includes those probationers that have terminated from probation while on LSIP and are no longer on probation.

³**Unsuccessful Terminations:** This column includes LSIP probationers who were revoked or absconded. A revocation is defined as a termination from LSIP for a technical violation, new misdemeanor, or new felony offense. A revocation to Community Corrections is NOT included in this section because these probationers are still under the supervision and jurisdiction of probation. Absconded refers to probationers who become fugitives and are no longer compliant with probation supervision.

⁴**Total Terminations:** This table includes: revocations, absconders and successful terminations from probation supervision.

Additional types of of LSIP discharges are included in Table 83.

Note: Percentages may not total 100 percent because of rounding.

**Table 83:
Colorado State Probation Intensive Programs
LS-Adult Intensive Supervision Probation (LSIP)
Discharges
Fiscal Year 2024**

DISTRICT	Successful Program Completion		Successful: Completed Program no longer on Probation		Absconded		Re-Sentenced to Community Corrections		Revoked		Deported		Death		Administrative Closure		Transfer to Another Specialized Program		Total Discharges		Courtesy Transfers ¹	
	#	%	#	%	#	%	#	%	#	%	#	%	#	%	#	%	#	%	#	%	#	District
1	10	34%	3	10%	2	7%	0	0%	14	48%	0	0%	0	0%	0	0%	0	0%	29	100%	6	1
2	1	50%	1	50%	0	0%	0	0%	0	0%	0	0%	0	0%	0	0%	0	0%	2	100%	0	2
3	0	0%	0	0%	0	0%	0	0%	0	0%	0	0%	0	0%	0	0%	0	0%	0	0%	0	3
4	14	26%	4	7%	10	19%	6	11%	17	31%	0	0%	0	0%	0	0%	3	6%	54	100%	4	4
5	4	33%	2	17%	0	0%	0	0%	6	50%	0	0%	0	0%	0	0%	0	0%	12	100%	2	5
6	0	0%	0	0%	0	0%	0	0%	0	0%	0	0%	0	0%	0	0%	0	0%	0	0%	0	6
7	0	0%	0	0%	0	0%	0	0%	0	0%	0	0%	0	0%	0	0%	0	0%	0	0%	0	7
8	8	20%	8	20%	4	10%	3	8%	14	35%	0	0%	0	0%	0	0%	3	8%	40	100%	6	8
9	0	0%	0	0%	0	0%	0	0%	0	0%	0	0%	0	0%	0	0%	0	0%	0	0%	0	9
10	10	33%	1	3%	6	20%	0	0%	11	37%	0	0%	1	3%	1	3%	0	0%	30	100%	5	10
11	3	60%	0	0%	0	0%	0	0%	2	40%	0	0%	0	0%	0	0%	0	0%	5	100%	0	11
12	0	0%	0	0%	0	0%	0	0%	1	100%	0	0%	0	0%	0	0%	0	0%	1	100%	0	12
13	4	80%	1	20%	0	0%	0	0%	0	0%	0	0%	0	0%	0	0%	0	0%	5	100%	3	13
14	0	0%	0	0%	0	0%	0	0%	0	0%	0	0%	0	0%	0	0%	0	0%	0	0%	0	14
15	1	100%	0	0%	0	0%	0	0%	0	0%	0	0%	0	0%	0	0%	0	0%	1	100%	1	15
16	0	0%	0	0%	0	0%	0	0%	0	0%	0	0%	0	0%	0	0%	0	0%	0	0%	0	16
17	13	23%	10	18%	8	14%	3	5%	19	34%	0	0%	0	0%	0	0%	3	5%	56	100%	8	17
18	19	32%	8	13%	12	20%	2	3%	18	30%	0	0%	1	2%	0	0%	0	0%	60	100%	8	18
19	4	10%	12	30%	2	5%	6	15%	13	33%	0	0%	1	3%	1	3%	1	3%	40	100%	8	19
20	3	43%	1	14%	1	14%	0	0%	1	14%	0	0%	0	0%	0	0%	1	14%	7	100%	3	20
21	5	36%	0	0%	3	21%	2	14%	3	21%	0	0%	0	0%	0	0%	1	7%	14	100%	1	21
22	2	50%	0	0%	1	25%	0	0%	1	25%	0	0%	0	0%	0	0%	0	0%	4	100%	0	22
TOTAL	101	28%	51	14%	49	14%	22	6%	120	33%	0	0%	3	1%	2	1%	12	3%	360	100%	55	STATE

¹**Courtesy Transfers:** Beginning in FY 2008 courtesy transfers were removed from "Total Discharges" because they are accounted for within the existing discharge categories. They are reported separately to track the cases transferred between districts.
Note: Percentages may not total 100 percent because of rounding.

Table 84:
Colorado State Probation Intensive Programs
LS-Adult Intensive Supervision Probation (LSIP)
Type of Revocation
Fiscal Year 2024

DISTRICT	Revoked: New Felony ¹		Revoked: New Misdemeanor ²		Revoked: Technical ³		Total Revocations ⁴	
	Number	%	Number	%	Number	%	Number	%
1	3	21%	0	0%	11	79%	14	100%
2	0	0%	0	0%	0	0%	0	0%
3	0	0%	0	0%	0	0%	0	0%
4	13	76%	1	6%	3	18%	17	100%
5	2	33%	3	50%	1	17%	6	100%
6	0	0%	0	0%	0	0%	0	0%
7	0	0%	0	0%	0	0%	0	0%
8	1	7%	5	36%	8	57%	14	100%
9	0	0%	0	0%	0	0%	0	0%
10	2	18%	1	9%	8	73%	11	100%
11	1	50%	0	0%	1	50%	2	100%
12	0	0%	0	0%	1	100%	1	100%
13	0	0%	0	0%	0	0%	0	0%
14	0	0%	0	0%	0	0%	0	0%
15	0	0%	0	0%	0	0%	0	0%
16	0	0%	0	0%	0	0%	0	0%
17	5	26%	1	5%	13	68%	19	100%
18	5	28%	2	11%	11	61%	18	100%
19	2	15%	3	23%	8	62%	13	100%
20	0	0%	1	100%	0	0%	1	100%
21	2	67%	1	33%	0	0%	3	100%
22	0	0%	0	0%	1	100%	1	100%
TOTAL	36	30%	18	15%	66	55%	120	100%

¹**New Felony:** Includes revocations for a new felony offense committed while on probation supervision.

²**New Misdemeanor:** Includes revocations for a new misdemeanor offense committed while on probation supervision.

³**Technical:** Includes revocations for technical probation supervision violations (e.g. drug use, non-compliance).

⁴**Total Revocations:** Total includes all felony, misdemeanor, and technical violations resulting in a revocation from probation.

Note: Percentages may not total 100 percent because of rounding.

A white mountain goat with small, dark horns is standing on a rocky, grassy slope. The goat is facing left and looking towards the camera. The background shows a steep, rocky hillside under a clear blue sky. In the foreground, there are large, reddish-brown rocks and some green plants with yellow flowers.

**CC-Adult Intensive Supervision
Probation (CCIP)**

Photo Credit: Sherry Foco

CC-Adult Intensive Supervision Probation (CCIP)

Adult Intensive Supervision Probation was implemented statewide in FY 1982 as a community sentencing alternative to incarceration for selected high-risk adult offenders with extensive criminal histories. AISP remains a sentencing option in cases where the offense date occurred before October 1, 2013. Pursuant to HB13-250, offenses committed after October 1, 2013, are subject to eligibility screening and placement in intensive programs, based on the standardized offender assessment (§16-11.5-102, C.R.S.). The CCIP program was developed in FY 2019, and fully implemented in FY 2020. CCIP targets the higher risk/higher needs (significant disruptions due to substance abuse, mental health issues, and stability factors) probationers. The program is designed to address specific criminogenic needs with a variety of interventions. The program also requires accountability, with the goals of enhanced public safety through behavior change. A probationer may be enrolled in this program after the initial assessments are completed or when a reassessment indicates the probationer’s risk of re-offense has increased, and the probationer meets the acceptance criteria of the intensive program.

In FY 2024 there were 1,118 probationers placed in CCIP and on June 30, 2024, there were 1,424 on CCIP. In FY 2024 the program successfully terminated 193 probationers from the CCIP program who might otherwise have served sentences in jail, Community Corrections, or the Department of Corrections. Additionally, 178 probationers successfully completed the intensive program and were transferred to regular probation for the remainder of their sentence.

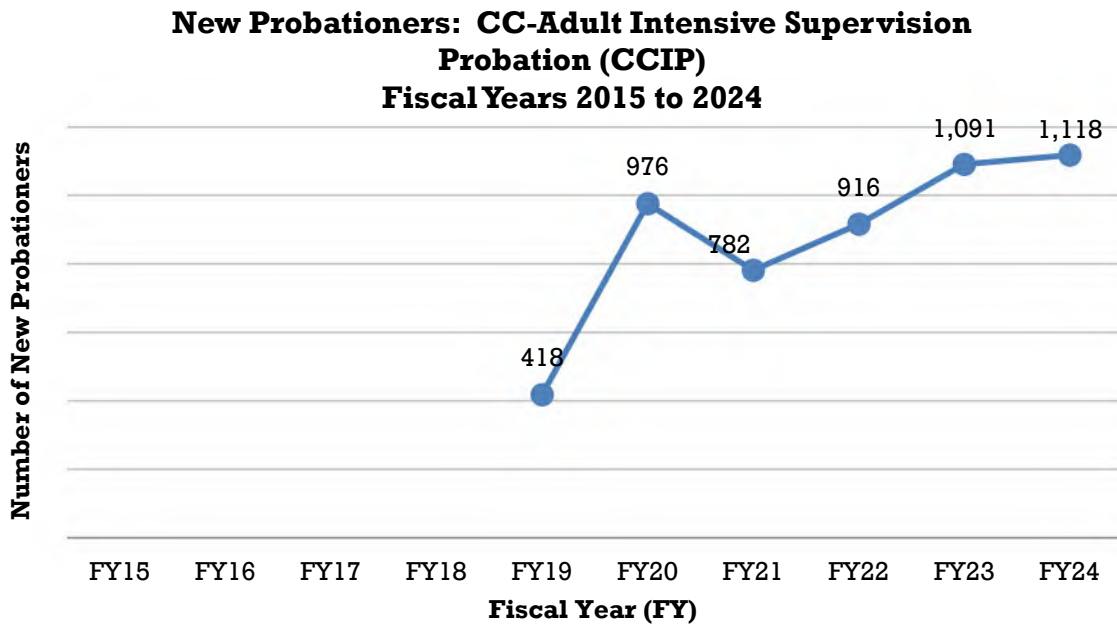


Table 85:
Colorado State Probation Intensive Programs
CC-Adult Intensive Supervision Probation (CCIP)¹
New Clients by Order Type
Fiscal Year 2024

DISTRICT	Probation		Courtesy Transfer from other Colorado Probation Districts		Interstate Transfers to Colorado		Total New Clients	
	Number	%	Number	%	Number	%	Number	%
1	140	88%	20	13%	0	0%	160	100%
2	187	90%	16	8%	5	2%	208	100%
3	0	0%	0	0%	0	0%	0	0%
4	158	95%	9	5%	0	0%	167	100%
5	13	93%	1	7%	0	0%	14	100%
6	0	0%	0	0%	0	0%	0	0%
7	0	0%	0	0%	0	0%	0	0%
8	124	87%	16	11%	2	1%	142	100%
9	0	0%	0	0%	0	0%	0	0%
10	15	60%	10	40%	0	0%	25	100%
11	1	100%	0	0%	0	0%	1	100%
12	0	0%	0	0%	0	0%	0	0%
13	13	81%	3	19%	0	0%	16	100%
14	3	75%	1	25%	0	0%	4	100%
15	1	50%	1	50%	0	0%	2	100%
16	3	75%	1	25%	0	0%	4	100%
17	106	85%	17	14%	1	1%	124	100%
18	89	82%	18	17%	1	1%	108	100%
19	77	87%	12	13%	0	0%	89	100%
20	16	89%	2	11%	0	0%	18	100%
21	28	85%	5	15%	0	0%	33	100%
22	3	100%	0	0%	0	0%	3	100%
TOTAL	977	87%	132	12%	9	1%	1,118	100%

¹**CC-Adult Intensive Supervision Probation (CCIP):** The CCIP program was developed in FY 2019, and fully implemented in FY 2020. CCIP targets the higher risk/higher needs (significant disruptions due to substance abuse, mental health issues, and stability factors) probationers.

Note: Percentages may not total 100 percent because of rounding.

**Table 86:
Colorado State Probation Intensive Programs
CC-Adult Intensive Supervision Probation (CCIP)
Successful/Unsuccessful Terminations
Fiscal Year 2024**

Successful Program Completion Transfer to Regular Probation ¹	TYPE:	SUCCESSFUL TERMINATIONS ²		UNSUCCESSFUL TERMINATIONS ³				TOTAL TERMINATIONS ⁴	
		Successful (no longer on Probation)		Revoked		Absconded			
		Number	Number	%	Number	%	Number	%	Number
19	DISTRICT 1	34	35%	50	52%	12	13%	96	100%
18	2	31	27%	43	38%	40	35%	114	100%
0	3	0	0%	0	0%	0	0%	0	0%
56	4	16	20%	41	51%	23	29%	80	100%
7	5	4	80%	0	0%	1	20%	5	100%
0	6	0	0%	0	0%	0	0%	0	0%
0	7	1	100%	0	0%	0	0%	1	100%
8	8	32	35%	47	52%	12	13%	91	100%
0	9	0	0%	0	0%	0	0%	0	0%
3	10	3	27%	5	45%	3	27%	11	100%
0	11	0	0%	0	0%	0	0%	0	0%
0	12	0	0%	0	0%	0	0%	0	0%
9	13	2	33%	2	33%	2	33%	6	100%
0	14	0	0%	0	0%	0	0%	0	0%
0	15	0	0%	1	100%	0	0%	1	100%
2	16	0	0%	0	0%	0	0%	0	0%
12	17	31	42%	31	42%	11	15%	73	100%
16	18	19	39%	16	33%	14	29%	49	100%
18	19	14	27%	25	49%	12	24%	51	100%
4	20	3	30%	3	30%	4	40%	10	100%
6	21	3	14%	12	55%	7	32%	22	100%
0	22	0	0%	0	0%	0	0%	0	0%
178	STATE	193	32%	276	45%	141	23%	610	100%

¹**Successful Program Completion Transfer to Regular Probation:** This column includes those probationers that have completed CCIP and transferred to regular supervision to finish their probation term. To see a complete list of all Intensive program transitions to regular probation see the Intensive Summary Table 97.

²**Successful Terminations:** This column includes those probationers that have terminated from probation while on CCIP and are no longer on probation.

³**Unsuccessful Terminations:** This column includes CCIP probationers who were revoked or absconded. A revocation is defined as a termination from CCIP for a technical violation, new misdemeanor, or new felony offense. A revocation to Community Corrections is NOT included in this section because these probationers are still under the supervision and jurisdiction of probation. Absconded refers to probationers who become fugitives and are no longer compliant with probation supervision.

⁴**Total Terminations:** This table includes: revocations, absconders and successful terminations from probation supervision.

Additional types of of CCIP discharges are included in Table 87.

Note: Percentages may not total 100 percent because of rounding.

**Table 87:
Colorado State Probation Intensive Programs
CC-Adult Intensive Supervision Probation (CCIP) Discharges
Fiscal Year 2024**

DISTRICT	Successful Program Completion Transfer to Regular Probation		Successful: Completed Program no longer on Probation		Absconded		Re-Sentenced to Community Corrections		Revoked		Deported		Death		Administrative Closure		Transfer to Another Specialized Program		Total Discharges		Courtesy Transfers ¹	
	#	%	#	%	#	%	#	%	#	%	#	%	#	%	#	%	#	%	#	%	#	District
1	19	16%	34	28%	12	10%	2	2%	50	41%	0	0%	3	2%	2	2%	0	0%	122	100%	10	1
2	18	12%	31	21%	40	27%	14	10%	43	29%	0	0%	1	1%	0	0%	0	0%	147	100%	13	2
3	0	0%	0	0%	0	0%	0	0%	0	0%	0	0%	0	0%	0	0%	0	0%	0	0%	0	3
4	56	35%	16	10%	23	15%	7	4%	41	26%	0	0%	2	1%	2	1%	11	7%	158	100%	12	4
5	7	50%	4	29%	1	7%	2	14%	0	0%	0	0%	0	0%	0	0%	0	0%	14	100%	2	5
6	0	0%	0	0%	0	0%	0	0%	0	0%	0	0%	0	0%	0	0%	0	0%	0	0%	0	6
7	0	0%	1	100%	0	0%	0	0%	0	0%	0	0%	0	0%	0	0%	0	0%	1	100%	0	7
8	8	7%	32	26%	12	10%	15	12%	47	38%	0	0%	4	3%	0	0%	5	4%	123	100%	11	8
9	0	0%	0	0%	0	0%	0	0%	0	0%	0	0%	0	0%	0	0%	0	0%	0	0%	0	9
10	3	19%	3	19%	3	19%	2	13%	5	31%	0	0%	0	0%	0	0%	0	0%	16	100%	2	10
11	0	0%	0	0%	0	0%	0	0%	0	0%	0	0%	0	0%	0	0%	0	0%	0	0%	0	11
12	0	0%	0	0%	0	0%	0	0%	0	0%	0	0%	0	0%	0	0%	0	0%	0	0%	0	12
13	9	56%	2	13%	2	13%	1	6%	2	13%	0	0%	0	0%	0	0%	0	0%	16	100%	2	13
14	0	0%	0	0%	0	0%	0	0%	0	0%	0	0%	0	0%	1	100%	0	0%	1	100%	0	14
15	0	0%	0	0%	0	0%	0	0%	1	100%	0	0%	0	0%	0	0%	0	0%	1	100%	1	15
16	2	100%	0	0%	0	0%	0	0%	0	0%	0	0%	0	0%	0	0%	0	0%	2	100%	1	16
17	12	13%	31	34%	11	12%	4	4%	31	34%	0	0%	1	1%	0	0%	1	1%	91	100%	24	17
18	16	22%	19	26%	14	19%	4	5%	16	22%	0	0%	1	1%	0	0%	3	4%	73	100%	24	18
19	18	24%	14	18%	12	16%	6	8%	25	33%	0	0%	1	1%	0	0%	0	0%	76	100%	16	19
20	4	25%	3	19%	4	25%	0	0%	3	19%	0	0%	0	0%	1	6%	1	6%	16	100%	2	20
21	6	19%	3	10%	7	23%	3	10%	12	39%	0	0%	0	0%	0	0%	0	0%	31	100%	3	21
22	0	0%	0	0%	0	0%	0	0%	0	0%	0	0%	0	0%	0	0%	0	0%	0	0%	0	22
TOTAL	178	20%	193	22%	141	16%	60	7%	276	31%	0	0%	13	1%	6	1%	21	2%	888	100%	123	STATE

¹**Courtesy Transfers:** Beginning in FY 2008 courtesy transfers were removed from "Total Discharges" because they are accounted for within the existing discharge categories. They are reported separately to track the cases transferred between districts.

Note: Percentages may not total 100 percent because of rounding.

Table 88:
Colorado State Probation Intensive Programs
CC-Adult Intensive Supervision Probation (CCIP)
Type of Revocation
Fiscal Year 2024

DISTRICT	Revoked: New Felony ¹		Revoked: New Misdemeanor ²		Revoked: Technical ³		Total Revocations ⁴	
	Number	%	Number	%	Number	%	Number	%
1	8	16%	2	4%	40	80%	50	100%
2	4	9%	3	7%	36	84%	43	100%
3	0	0%	0	0%	0	0%	0	0%
4	9	22%	4	10%	28	68%	41	100%
5	0	0%	0	0%	0	0%	0	0%
6	0	0%	0	0%	0	0%	0	0%
7	0	0%	0	0%	0	0%	0	0%
8	7	15%	11	23%	29	62%	47	100%
9	0	0%	0	0%	0	0%	0	0%
10	0	0%	0	0%	5	100%	5	100%
11	0	0%	0	0%	0	0%	0	0%
12	0	0%	0	0%	0	0%	0	0%
13	0	0%	0	0%	2	100%	2	100%
14	0	0%	0	0%	0	0%	0	0%
15	0	0%	0	0%	1	100%	1	100%
16	0	0%	0	0%	0	0%	0	0%
17	5	16%	1	3%	25	81%	31	100%
18	0	0%	2	13%	14	88%	16	100%
19	3	12%	7	28%	15	60%	25	100%
20	1	33%	1	33%	1	33%	3	100%
21	3	25%	2	17%	7	58%	12	100%
22	0	0%	0	0%	0	0%	0	0%
TOTAL	40	14%	33	12%	203	74%	276	100%


¹**New Felony:** Includes revocations for a new felony offense committed while on probation supervision.

²**New Misdemeanor:** Includes revocations for a new misdemeanor offense committed while on probation supervision.

³**Technical:** Includes revocations for technical probation supervision violations (e.g. drug use, unsuccessful discharge from treatment).

⁴**Total Revocations:** Total includes all felony, misdemeanor, and technical violations resulting in a revocation from probation.

Note: Percentages may not total 100 percent because of rounding.

A white mountain goat with small, dark horns is standing on a rocky, grassy slope. The goat is facing left and looking towards the camera. The background shows a steep, rocky hillside under a clear blue sky. In the foreground, there are large, reddish-brown rocks and some green plants with yellow flowers.

**Sex Offender Intensive
Supervision Probation (SOISP)**

Photo Credit: Sherry Foco

Sex Offender Intensive Supervision Probation (SOISP)

Sex Offender Intensive Supervision Probation (SOISP) is designed to provide the highest level of supervision to adult sex offenders who are placed on probation. Although initially created in statute in 1998 to address the risk posed by lifetime supervision cases, the Colorado Legislature made a significant change to the statute in 2001. Pursuant to HB01-1229, all felony sex offenders convicted on or after July 1, 2001, are statutorily mandated to be supervised in SOISP.

The goal of intensive supervision probation for any probationer is to minimize the risk to the public to the greatest extent possible by holding probationers accountable for their present and past criminal behavior, decreasing risk factors and increasing protective factors, along with encouraging pro-social skill building, and assisting probationers to repair the harm caused by their actions, when possible. SOISP includes a combination of high-level surveillance and monitoring; research informed and best practice supervision strategies; physiological monitoring; and collaboration with Community Supervision Teams. Depending on the probationer, elements of community supervision may include restricted activities, daily contact with the probationer, curfew checks, home visitation, employment visitation and monitoring, drug and alcohol screening, and/or sex offense specific treatment to include the use of polygraph testing. SOISP consists of three phases, each with specific criteria that must be met prior to a reduction in the level of supervision. Movement within all phases is behaviorally based and guided by specific criteria.

In FY 2024, there were 533 probationers placed in SOISP and on June 30, 2024, there were 1,769 probationers on SOISP. In FY 2024 the program successfully terminated 100 probationers (48%) from the SOISP program who might otherwise have served sentences in the Department of Corrections. Additionally, 77 probationers successfully completed SOISP and were transitioned to regular probation for the remainder of their sentence.

**New Probationers: Sex Offender Intensive Supervision Probation (SOISP)
Fiscal Years 2015 to 2024**

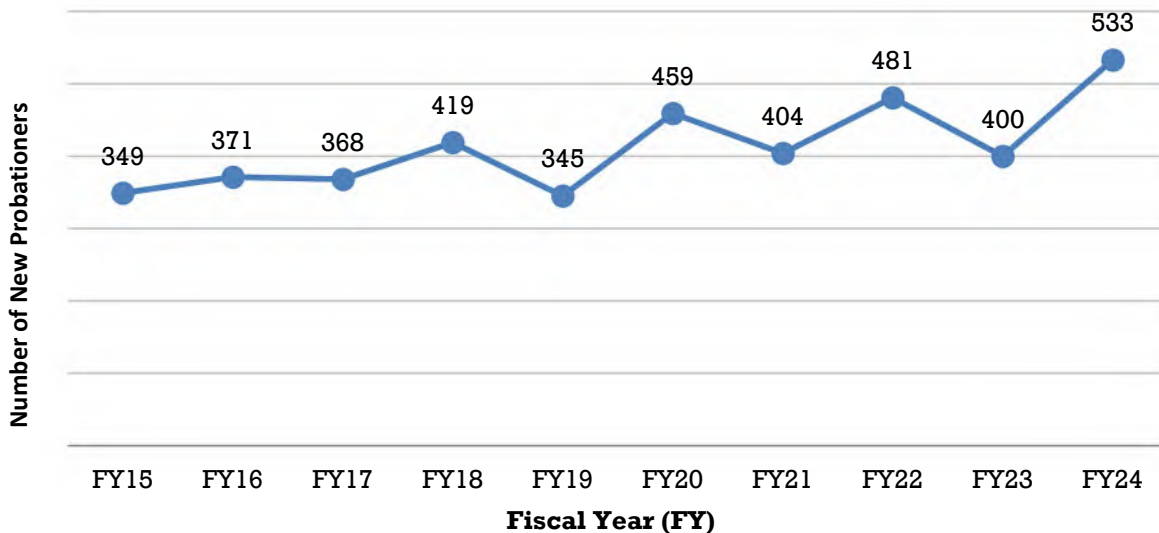


Table 89:
Colorado State Probation Intensive Programs
Sex Offender Intensive Supervision Probation (SOISP)
New Clients by Order Type
Fiscal Year 2024

DISTRICT	Direct Sentence		Courtesy Transfer from other Colorado Probation Districts		Interstate Transfers to Colorado		Total New Clients	
	Number	%	Number	%	Number	%	Number	%
1	51	77%	13	20%	2	3%	66	100%
2	61	72%	24	28%	0	0%	85	100%
3	0	0%	0	0%	0	0%	0	0%
4	58	83%	12	17%	0	0%	70	100%
5	3	100%	0	0%	0	0%	3	100%
6	8	89%	1	11%	0	0%	9	100%
7	5	100%	0	0%	0	0%	5	100%
8	38	90%	4	10%	0	0%	42	100%
9	6	86%	1	14%	0	0%	7	100%
10	4	44%	2	22%	3	33%	9	100%
11	4	57%	3	43%	0	0%	7	100%
12	0	0%	0	0%	0	0%	0	0%
13	12	67%	5	28%	1	6%	18	100%
14	0	0%	0	0%	0	0%	0	0%
15	2	100%	0	0%	0	0%	2	100%
16	0	0%	0	0%	0	0%	0	0%
17	40	66%	19	31%	2	3%	61	100%
18	56	72%	22	28%	0	0%	78	100%
19	20	71%	7	25%	1	4%	28	100%
20	17	81%	4	19%	0	0%	21	100%
21	14	78%	4	22%	0	0%	18	100%
22	1	25%	2	50%	1	25%	4	100%
TOTAL	400	75%	123	23%	10	2%	533	100%

Note: Percentages may not total 100 percent because of rounding.

Table 90:
Colorado State Probation Intensive Programs
Sex Offender Intensive Supervision Program (SOISP)
Successful/Unsuccessful Terminations
Fiscal Year 2024

Note: Approximately one-half of the SOISP probationers are serving indeterminate sentences (minimum of 10 years). Therefore, it is important to consider terminations within the context of the active SOISP caseload. Many more probationers are being successfully supervised (1,769) on SOISP than are terminating unsuccessfully (110) as reflected below in the 6/30/2024 active caseload and termination table.

Sex Offender Intensive Supervision Program (SOISP) Active as of 6/30/2024 ¹		Successful Program Completion Transfer to Regular Probation ²	SUCCESSFUL TERMINATIONS ³		UNSUCCESSFUL TERMINATIONS ⁴		TOTAL TERMINATIONS ⁵	
			Successful (no longer on Probation)		Revoked	Absconded		
DISTRICT	Number	Number	Number	%	Number	%	Number	%
1	160	2	21	70%	7	23%	2	7%
2	186	14	4	14%	16	57%	8	29%
3	1	0	0	0%	0	0%	0	0%
4	307	24	15	31%	23	47%	11	22%
5	23	0	0	0%	0	0%	0	0%
6	17	0	1	100%	0	0%	0	0%
7	7	0	0	0%	0	0%	0	0%
8	156	8	8	47%	6	35%	3	18%
9	18	2	0	0%	0	0%	0	0%
10	45	0	5	100%	0	0%	0	0%
11	35	3	1	100%	0	0%	0	0%
12	0	1	0	0%	1	100%	0	0%
13	34	3	0	0%	1	50%	1	50%
14	3	0	0	0%	0	0%	0	0%
15	7	0	0	0%	0	0%	0	0%
16	9	0	0	0%	0	0%	0	0%
17	181	2	12	75%	2	13%	2	13%
18	294	7	23	51%	19	42%	3	7%
19	124	0	9	90%	1	10%	0	0%
20	84	5	0	0%	2	100%	0	0%
21	58	6	1	33%	1	33%	1	33%
22	20	0	0	0%	0	0%	0	0%
STATE	1,769	77	100	48%	79	38%	31	15%

¹**Sex Offender Intensive Supervision Probation:** The Non-SOISP sex offender population is included in the Regular Adult Probation Section.

²**Successful Program Completion Transfer to Regular Probation:** Beginning in FY2018, the transition program completions were removed from the Successful Termination and reported separately; in previous annual reports, they were combined. To see a complete list of all Intensive program transitions to regular probation see the Intensive Summary Table 97.

³**Successful Termination:** This column includes those probationers that terminated from probation while on SOISP and are no longer on probation.

⁴**Unsuccessful Terminations:** These columns include SOISP probationers who were revoked or absconded. A revocation is defined as a termination from SOISP for a technical violation, new misdemeanor, or new felony offense. A revocation to Community Corrections is NOT included in this section. These probationers are not included on this table as they are still under the supervision and jurisdiction of probation.

Absconded refers to probationers who become fugitives and are no longer compliant with probation supervision.

⁵**Total Terminations:** In this table only, the total terminations include: revocations, absconders and successful terminations from probation supervision. Additional types of SOISP discharges are included in Table 91.

**Table 91:
Colorado State Probation Intensive Programs
Sex Offender Intensive Supervision Probation (SOISP)
Discharges
Fiscal Year 2024**

DISTRICT	Successful: Transfer to Regular Probation		Successful: Completed Program no longer on Probation		Absconded		Re-Sentenced to: Community Corrections		Revoked		Deported		Death		Administrative Closure		Transfer to Another Specialized Program		Total Discharges		Courtesy Transfers ¹	
	Number	%	Number	%	Number	%	Number	%	Number	%	#	%	#	%	Number	%	Number	%	Number	%	Number	DISTRICT
1	2	5%	21	53%	2	5%	5	13%	7	18%	2	5%	1	3%	0	0%	0	0%	40	100%	0	1
2	14	29%	4	8%	8	16%	0	0%	16	33%	4	8%	3	6%	0	0%	0	0%	49	100%	0	2
3	0	0%	0	0%	0	0%	0	0%	0	0%	0	0%	0	0%	0	0%	0	0%	0	0%	0	3
4	24	30%	15	19%	11	14%	0	0%	23	28%	3	4%	5	6%	0	0%	0	0%	81	100%	0	4
5	0	0%	0	0%	0	0%	0	0%	0	0%	1	100%	0	0%	0	0%	0	0%	1	100%	0	5
6	0	0%	1	100%	0	0%	0	0%	0	0%	0	0%	0	0%	0	0%	0	0%	1	100%	0	6
7	0	0%	0	0%	0	0%	0	0%	0	0%	0	0%	0	0%	0	0%	0	0%	0	0%	0	7
8	8	30%	8	30%	3	11%	1	4%	6	22%	1	4%	0	0%	0	0%	0	0%	27	100%	1	8
9	2	100%	0	0%	0	0%	0	0%	0	0%	0	0%	0	0%	0	0%	0	0%	2	100%	0	9
10	0	0%	5	100%	0	0%	0	0%	0	0%	0	0%	0	0%	0	0%	0	0%	5	100%	0	10
11	3	75%	1	25%	0	0%	0	0%	0	0%	0	0%	0	0%	0	0%	0	0%	4	100%	0	11
12	1	50%	0	0%	0	0%	0	0%	1	50%	0	0%	0	0%	0	0%	0	0%	2	100%	0	12
13	3	50%	0	0%	1	17%	1	17%	1	17%	0	0%	0	0%	0	0%	0	0%	6	100%	1	13
14	0	0%	0	0%	0	0%	0	0%	0	0%	0	0%	0	0%	0	0%	0	0%	0	0%	0	14
15	0	0%	0	0%	0	0%	0	0%	0	0%	0	0%	0	0%	0	0%	0	0%	0	0%	0	15
16	0	0%	0	0%	0	0%	0	0%	0	0%	0	0%	0	0%	0	0%	0	0%	0	0%	0	16
17	2	11%	12	63%	2	11%	0	0%	2	11%	1	5%	0	0%	0	0%	0	0%	19	100%	0	17
18	7	11%	23	37%	3	5%	3	5%	19	31%	5	8%	2	3%	0	0%	0	0%	62	100%	2	18
19	0	0%	9	90%	0	0%	0	0%	1	10%	0	0%	0	0%	0	0%	0	0%	10	100%	0	19
20	5	45%	0	0%	0	0%	2	18%	2	18%	1	9%	0	0%	1	9%	0	0%	11	100%	0	20
21	6	55%	1	9%	1	9%	2	18%	1	9%	0	0%	0	0%	0	0%	0	0%	11	100%	0	21
22	0	0%	0	0%	0	0%	0	0%	0	0%	0	0%	0	0%	0	0%	0	0%	0	0%	0	22
TOTAL	77	23%	100	30%	31	9%	14	4%	79	24%	18	5%	11	3%	1	0%	0	0%	331	100%	4	TOTAL

¹Courtesy Transfers: Beginning in FY 2008, courtesy transfers were removed from "Total Discharges" and reported separately.

Note: Percentages may not total 100 percent because of rounding.

Table 92:
Colorado State Probation Intensive Programs
Sex Offender Intensive Supervision Probation (SOISP)
Type of Revocation
Fiscal Year 2024

DISTRICT	Revoked: New Felony ¹		Revoked: New Misdemeanor ²		Revoked: Technical ³		Total Revocations ⁴	
	Number	%	Number	%	Number	%	Number	%
1	1	14%	1	14%	5	71%	7	100%
2	3	19%	1	6%	12	75%	16	100%
3	0	0%	0	0%	0	0%	0	0%
4	4	17%	1	4%	18	78%	23	100%
5	0	0%	0	0%	0	0%	0	0%
6	0	0%	0	0%	0	0%	0	0%
7	0	0%	0	0%	0	0%	0	0%
8	2	33%	0	0%	4	67%	6	100%
9	0	0%	0	0%	0	0%	0	0%
10	0	0%	0	0%	0	0%	0	0%
11	0	0%	0	0%	0	0%	0	0%
12	0	0%	0	0%	1	100%	1	100%
13	0	0%	0	0%	1	100%	1	100%
14	0	0%	0	0%	0	0%	0	0%
15	0	0%	0	0%	0	0%	0	0%
16	0	0%	0	0%	0	0%	0	0%
17	0	0%	0	0%	2	100%	2	100%
18	3	16%	2	11%	14	74%	19	100%
19	0	0%	0	0%	1	100%	1	100%
20	0	0%	1	50%	1	50%	2	100%
21	1	100%	0	0%	0	0%	1	100%
22	0	0%	0	0%	0	0%	0	0%
TOTAL	14	18%	6	8%	59	75%	79	100%

¹**New Felony:** Includes revocations for a new felony offense committed while on probation supervision.

²**New Misdemeanor:** Includes revocations for a new misdemeanor offense committed while on probation supervision.

³**Technical:** Includes revocations for technical probation supervision violations (e.g. drug use, non-compliance) with probation terms and conditions.

⁴**Total Revocations:** Total includes all felony, misdemeanor, and technical violations resulting in a revocation from probation.

Note: Percentages may not total 100 percent because of rounding.

A white mountain goat with small, dark horns is standing on a rocky, grassy slope. The goat is facing left and looking towards the camera. The background shows a steep, rocky hillside under a clear blue sky. In the foreground, there are large, reddish-brown rocks and some green plants with yellow flowers.

Juvenile Intensive Supervision Probation (JISP)

Photo Credit: Sherry Foco

Juvenile Intensive Supervision Probation (JISP)

The Juvenile Intensive Supervision Probation (JISP) Program was implemented in FY 1991 as a community sentencing option for high-risk juvenile offenders. As a result of its effectiveness, the General Assembly approved expansion of the program enough to allow its existence in all 22 judicial districts. The program is designed to deliver intensive case management to include monitoring of school progress, referral for remedial educational assistance, home visits, electronic monitoring, drug testing, skill building, and treatment services, as required. In FY 2024 there were 64 juveniles placed into JISP and on June 30, 2024, there were 136 juveniles on JISP. In FY 2024, 13 juveniles successfully completed the program who might otherwise have served sentences in the Division of Youth Services. Additionally, 9 juveniles successfully completed JISP and were transitioned to regular probation for the remainder of their sentence.

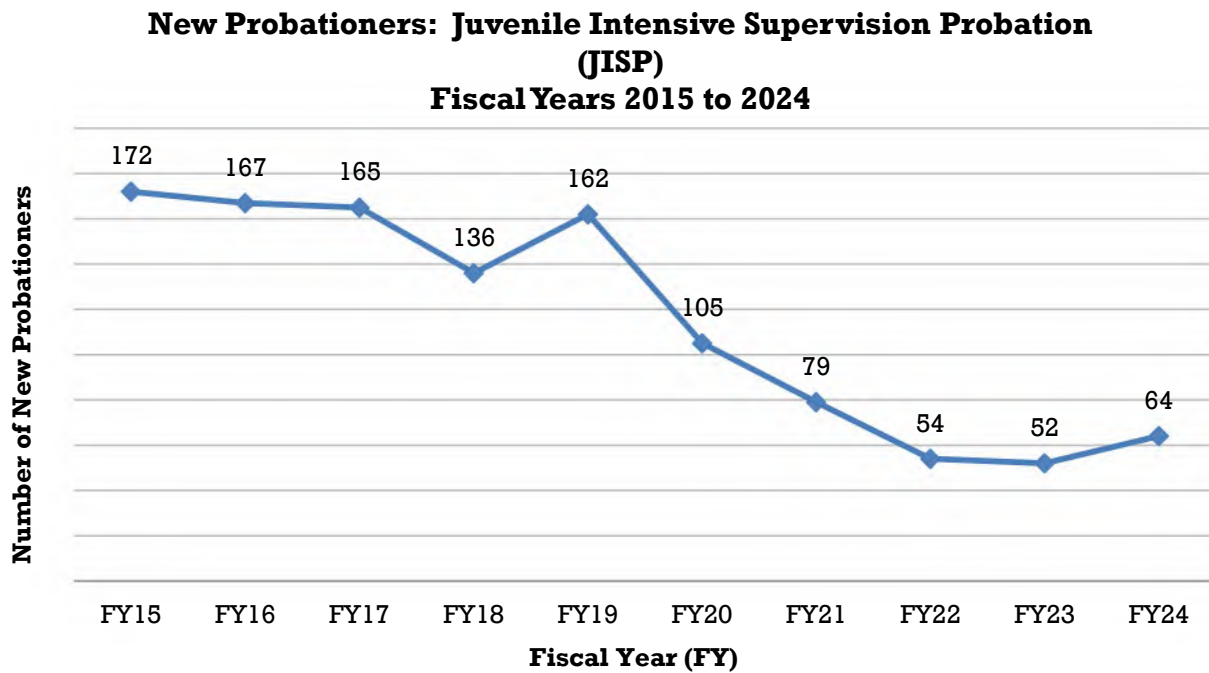


Table 93:
Colorado State Probation Intensive Programs
Juvenile Intensive Supervision Probation (JISP)
New Clients by Order Type
Fiscal Year 2024

DISTRICT	Direct Sentence		Transfer from Regular Probation		Change of Venue		Interstate Transfer to Colorado		Total New Clients	
	Number	%	Number	%	Number	%	Number	%	Number	%
1	4	67%	2	33%	0	0%	0	0%	6	100%
2J	17	74%	6	26%	0	0%	0	0%	23	100%
3	0	0%	0	0%	0	0%	0	0%	0	0%
4	4	44%	5	56%	0	0%	0	0%	9	100%
5	0	0%	0	0%	0	0%	0	0%	0	0%
6	0	0%	0	0%	0	0%	0	0%	0	0%
7	0	0%	0	0%	0	0%	0	0%	0	0%
8	0	0%	0	0%	0	0%	0	0%	0	0%
9	0	0%	0	0%	0	0%	0	0%	0	0%
10	0	0%	0	0%	0	0%	0	0%	0	0%
11	0	0%	0	0%	0	0%	0	0%	0	0%
12	0	0%	0	0%	0	0%	0	0%	0	0%
13	1	100%	0	0%	0	0%	0	0%	1	100%
14	0	0%	0	0%	0	0%	0	0%	0	0%
15	0	0%	0	0%	0	0%	0	0%	0	0%
16	0	0%	0	0%	0	0%	0	0%	0	0%
17	10	77%	3	23%	0	0%	0	0%	13	100%
18	0	0%	0	0%	0	0%	0	0%	0	0%
19	5	50%	5	50%	0	0%	0	0%	10	100%
20	0	0%	0	0%	0	0%	0	0%	0	0%
21	0	0%	2	100%	0	0%	0	0%	2	100%
22	0	0%	0	0%	0	0%	0	0%	0	0%
TOTAL	41	64%	23	36%	0	0%	0	0%	64	100%

Note: Percentages may not total 100 percent because of rounding.

Table 94:
Colorado State Probation Intensive Programs
Juvenile Intensive Supervision Probation (JISP)
Successful/Unsuccessful Terminations
Fiscal Year 2024

Successful Program Completion Transfer to Regular Probation ¹	SUCCESSFUL TERMINATIONS ²		UNSUCCESSFUL TERMINATIONS ³				TOTAL TERMINATIONS ⁴			
	Successful (no longer on Probation)		Revoked		Absconded					
	Number	TYPE:	Number	%	Number	%	Number	%	Number	%
0	DISTRICT	1	3	38%	5	63%	0	0%	8	100%
2		2J	6	40%	9	60%	0	0%	15	100%
0		3	0	0%	0	0%	0	0%	0	0%
1		4	1	33%	2	67%	0	0%	3	100%
0		5	0	0%	0	0%	0	0%	0	0%
0		6	0	0%	0	0%	0	0%	0	0%
0		7	0	0%	0	0%	0	0%	0	0%
0		8	0	0%	0	0%	0	0%	0	0%
0		9	0	0%	0	0%	0	0%	0	0%
0		10	0	0%	0	0%	0	0%	0	0%
0		11	0	0%	0	0%	0	0%	0	0%
0		12	0	0%	0	0%	0	0%	0	0%
0		13	0	0%	0	0%	0	0%	0	0%
0		14	0	0%	0	0%	0	0%	0	0%
0		15	0	0%	0	0%	0	0%	0	0%
0		16	0	0%	0	0%	0	0%	0	0%
3		17	0	0%	3	75%	1	25%	4	100%
0		18	2	33%	4	67%	0	0%	6	100%
2		19	1	25%	3	75%	0	0%	4	100%
0		20	0	0%	0	0%	0	0%	0	0%
1		21	0	0%	2	100%	0	0%	2	100%
0		22	0	0%	0	0%	0	0%	0	0%
9	STATE		13	31%	28	67%	1	2%	42	100%

¹**Successful Program Completion Transfer to Regular Probation:** In FY2018 those transferring to regular probation have been removed from the Successful Termination and reported separately. In previous annual reports they were combined. To see a complete list of all Intensive program transitions to regular probation see the Intensive Summary Table 97.

²**Successful Terminations:** This column includes those probationers that have terminated from probation while on JISP and are no longer on probation.

³**Unsuccessful Terminations:** This column includes JISP probationers who were revoked or absconded. A revocation is defined as a termination from JISP for a technical violation, new misdemeanor, or new felony offense. Absconded refers to probationers who become fugitives and are no longer compliant with probation supervision.

⁴**Total Terminations:** This table includes: revocations, absconders and successful terminations from probation supervision.

Additional types of of JISP discharges are included in Table 95.

Note: Percentages may not total 100 percent because of rounding.

**Table 95:
Colorado State Probation Intensive Programs
Juvenile Intensive Supervision Probation (JISP)
Discharges
Fiscal Year 2024**

DISTRICT	Successful: Transfer to Regular Probation		Successful: Completed Program no longer on Probation		Absconded		Re-Sentenced to Community Corrections		Revoked		Deported		Death		Administrative Closure		Transfer to Another Specialized Program		Total Discharges		Change of Venue ¹	
	#	%	#	%	#	%	#	%	#	%	#	%	#	%	#	%	#	%	#	%	#	DISTRICT
1	0	0%	3	38%	0	0%	0	0%	5	63%	0	0%	0	0%	0	0%	0	0%	8	100%	3	1
2J	2	12%	6	35%	0	0%	0	0%	9	53%	0	0%	0	0%	0	0%	0	0%	17	100%	12	2J
3	0	0%	0	0%	0	0%	0	0%	0	0%	0	0%	0	0%	0	0%	0	0%	0	0%	0	3
4	1	25%	1	25%	0	0%	0	0%	2	50%	0	0%	0	0%	0	0%	0	0%	4	100%	0	4
5	0	0%	0	0%	0	0%	0	0%	0	0%	0	0%	0	0%	0	0%	0	0%	0	0%	0	5
6	0	0%	0	0%	0	0%	0	0%	0	0%	0	0%	0	0%	0	0%	0	0%	0	0%	0	6
7	0	0%	0	0%	0	0%	0	0%	0	0%	0	0%	0	0%	0	0%	0	0%	0	0%	0	7
8	0	0%	0	0%	0	0%	0	0%	0	0%	0	0%	0	0%	0	0%	0	0%	0	0%	0	8
9	0	0%	0	0%	0	0%	0	0%	0	0%	0	0%	0	0%	0	0%	0	0%	0	0%	0	9
10	0	0%	0	0%	0	0%	0	0%	0	0%	0	0%	0	0%	0	0%	0	0%	0	0%	0	10
11	0	0%	0	0%	0	0%	0	0%	0	0%	0	0%	0	0%	0	0%	0	0%	0	0%	0	11
12	0	0%	0	0%	0	0%	0	0%	0	0%	0	0%	0	0%	0	0%	0	0%	0	0%	0	12
13	0	0%	0	0%	0	0%	0	0%	0	0%	0	0%	0	0%	0	0%	0	0%	0	0%	0	13
14	0	0%	0	0%	0	0%	0	0%	0	0%	0	0%	0	0%	0	0%	0	0%	0	0%	0	14
15	0	0%	0	0%	0	0%	0	0%	0	0%	0	0%	0	0%	0	0%	0	0%	0	0%	0	15
16	0	0%	0	0%	0	0%	0	0%	0	0%	0	0%	0	0%	0	0%	0	0%	0	0%	0	16
17	3	43%	0	0%	1	14%	0	0%	3	43%	0	0%	0	0%	0	0%	0	0%	7	100%	2	17
18	0	0%	2	33%	0	0%	0	0%	4	67%	0	0%	0	0%	0	0%	0	0%	6	100%	0	18
19	2	33%	1	17%	0	0%	0	0%	3	50%	0	0%	0	0%	0	0%	0	0%	6	100%	1	19
20	0	0%	0	0%	0	0%	0	0%	0	0%	0	0%	0	0%	0	0%	0	0%	0	0%	0	20
21	1	33%	0	0%	0	0%	0	0%	2	67%	0	0%	0	0%	0	0%	0	0%	3	100%	0	21
22	0	0%	0	0%	0	0%	0	0%	0	0%	0	0%	0	0%	0	0%	0	0%	0	0%	0	22
TOTAL	9	18%	13	25%	1	2%	0	0%	28	55%	0	0%	0	0%	0	0%	0	0%	51	100%	18	TOTAL

¹**Change of Venue:** Beginning in FY 2008 change of venue cases were removed from "Total Discharges" as they are accounted for within the existing closure categories. These numbers are reported separately to track the number of change of venue cases between courts and probation.

Note: Percentages may not total 100 percent because of rounding.

Table 96:
Colorado State Probation Intensive Programs
Juvenile Intensive Supervision Probation (JISP)
Type of Revocation
Fiscal Year 2024

DISTRICT	Revoked: New Felony ¹		Revoked: New Misdemeanor ²		Revoked: Technical ³		Total Revocations ⁴	
	Number	%	Number	%	Number	%	Number	%
1	1	20%	1	20%	3	60%	5	100%
2J	6	67%	1	11%	2	22%	9	100%
3	0	0%	0	0%	0	0%	0	0%
4	0	0%	0	0%	2	100%	2	100%
5	0	0%	0	0%	0	0%	0	0%
6	0	0%	0	0%	0	0%	0	0%
7	0	0%	0	0%	0	0%	0	0%
8	0	0%	0	0%	0	0%	0	0%
9	0	0%	0	0%	0	0%	0	0%
10	0	0%	0	0%	0	0%	0	0%
11	0	0%	0	0%	0	0%	0	0%
12	0	0%	0	0%	0	0%	0	0%
13	0	0%	0	0%	0	0%	0	0%
14	0	0%	0	0%	0	0%	0	0%
15	0	0%	0	0%	0	0%	0	0%
16	0	0%	0	0%	0	0%	0	0%
17	0	0%	0	0%	3	100%	3	100%
18	4	100%	0	0%	0	0%	4	100%
19	3	100%	0	0%	0	0%	3	100%
20	0	0%	0	0%	0	0%	0	0%
21	0	0%	0	0%	2	100%	2	100%
22	0	0%	0	0%	0	0%	0	0%
TOTAL	14	50%	2	7%	12	43%	28	100%

¹**New Felony:** Includes revocations for a new felony offense committed while on probation supervision.

²**New Misdemeanor:** Includes revocations for a new misdemeanor offense committed while on probation supervision.

³**Technical:** Includes revocations for technical probation supervision violations (e.g. drug use, non-compliance).

⁴**Total Revocations:** Total includes all felony, misdemeanor, and technical violations resulting in a revocation from probation.

Note: Percentages may not total 100 percent because of rounding.



Intensive Programs Summary

Photo Credit: Sherry Foco

**Table 97:
Colorado State Probation
Intensive Program Completion Transferred to Regular Probation
Fiscal Year 2024**

DISTRICT	LS-Adult Intensive Supervision Probation (LSIP) ¹		CC-Adult Intensive Supervision Probation (CCIP) ²		Sex Offender Intensive Supervision Probation (SOISP)		Juvenile Intensive Supervision Probation (JISP)		TOTAL TRANSFERS TO REGULAR PROBATION	
	Number	%	Number	%	Number	%	Number	%	Number	%
1	10	31%	19	59%	2	6%	1	3%	32	100%
2A ³	1	3%	18	55%	14	42%			33	100%
2J ⁴							0	0%	0	0%
3	0	0%	0	0%	0	0%	2	100%	2	100%
4	14	15%	56	60%	24	26%	0	0%	94	100%
5	4	36%	7	64%	0	0%	0	0%	11	100%
6	0	0%	0	0%	0	0%	0	0%	0	0%
7	0	0%	0	0%	0	0%	0	0%	0	0%
8	8	33%	8	33%	8	33%	0	0%	24	100%
9	0	0%	0	0%	2	100%	0	0%	2	100%
10	10	77%	3	23%	0	0%	0	0%	13	100%
11	3	50%	0	0%	3	50%	0	0%	6	100%
12	0	0%	0	0%	1	100%	0	0%	1	100%
13	4	25%	9	56%	3	19%	0	0%	16	100%
14	0	0%	0	0%	0	0%	0	0%	0	0%
15	1	100%	0	0%	0	0%	0	0%	1	100%
16	0	0%	2	100%	0	0%	0	0%	2	100%
17	13	45%	12	41%	2	7%	2	7%	29	100%
18	19	44%	16	37%	7	16%	1	2%	43	100%
19	4	16%	18	72%	0	0%	3	12%	25	100%
20	3	25%	4	33%	5	42%	0	0%	12	100%
21	5	29%	6	35%	6	35%	0	0%	17	100%
22	2	100%	0	0%	0	0%	0	0%	2	100%
TOTAL	101	28%	178	49%	77	21%	9	2%	365	100%

¹**LS-Adult Intensive Supervision Probation (LSIP):** The AISP program was modified and renamed in 2013, following the passage of HB13-250. LSIP targets the higher risk/lower needs (absence of substance dependence and mental health issues) probationers.

²**CC-Adult Intensive Supervision Probation (CCIP):** The CCIP program was developed in FY 2019, with full implementation in FY 2020. CCIP targets the higher risk/higher needs (significant disruptions due to substance abuse, mental health issues, and stability factors) probationers.

³**2A:** Denver Adult Probation. This is the only district that exclusively supervises adult probationers.

⁴**2J:** Denver Juvenile Probation. This is the only district that exclusively supervises juvenile probationers.

Note: Percentages may not total 100 percent because of rounding.

Table 98:
Colorado State Probation Intensive Programs
Active Client Summary on June 30, 2024
Fiscal Year 2024

DISTRICT	LS- Adult Intensive Supervision Probation (LSIP) ¹		CC- Adult Intensive Supervision Probation (CCIP) ²		Sex Offender Intensive Supervision Probation (SOISP) ³		Juvenile Intensive Supervision Probation (JISP) ⁴		TOTAL ACTIVE CLIENTS	
	Number	%	Number	%	Number	%	Number	%	Number	%
1	45	10%	217	50%	160	37%	15	3%	437	100%
2A ⁵	0	0%	240	56%	186	44%			426	100%
2J ⁶							38	100%	38	100%
3	0	0%	0	0%	1	100%	0	0%	1	100%
4	80	13%	231	36%	307	48%	20	3%	638	100%
5	10	20%	18	35%	23	45%	0	0%	51	100%
6	0	0%	0	0%	17	100%	0	0%	17	100%
7	0	0%	0	0%	7	100%	0	0%	7	100%
8	51	13%	176	46%	156	41%	0	0%	383	100%
9	0	0%	0	0%	18	100%	0	0%	18	100%
10	16	19%	22	27%	45	54%	0	0%	83	100%
11	5	12%	1	2%	35	85%	0	0%	41	100%
12	1	100%	0	0%	0	0%	0	0%	1	100%
13	13	19%	21	30%	34	49%	1	1%	69	100%
14	1	25%	0	0%	3	75%	0	0%	4	100%
15	0	0%	1	13%	7	88%	0	0%	8	100%
16	4	21%	6	32%	9	47%	0	0%	19	100%
17	95	19%	205	41%	181	36%	18	4%	499	100%
18	58	12%	102	21%	294	62%	23	5%	477	100%
19	110	29%	133	35%	124	32%	15	4%	382	100%
20	15	13%	15	13%	84	72%	2	2%	116	100%
21	13	12%	34	31%	58	53%	4	4%	109	100%
22	1	4%	2	9%	20	87%	0	0%	23	100%
TOTAL	518	13%	1,424	37%	1,769	46%	136	4%	3,847	100%

¹**LS-Adult Intensive Supervision Probation (LSIP):** The AISP program was modified and renamed in 2013, following the passage of HB13-250. LSIP targets the higher risk/lower needs (absence of substance dependence and mental health issues) probationers.

²**CC-Adult Intensive Supervision Probation (CCIP):** The CCIP program was developed in FY 2019, with full implementation in FY 2020. CCIP targets the higher risk/higher needs (significant disruptions due to substance abuse, mental health issues, and stability factors) probationers.

³**Sex Offender Intensive Supervision Probation:** The Non-SOISP sex offender population is included in the Regular Adult Probation Tables.

⁴**Juvenile Intensive Supervision Probation:** This number may include juveniles who have committed sexual offenses that have been sentenced to JISP.

⁵**2A:** Denver Adult Probation. This is the only district that exclusively supervises adult probationers.

⁶**2J:** Denver Juvenile Probation. This is the only district that exclusively supervises juvenile probationers.

Note: Percentages may not total 100 percent because of rounding.

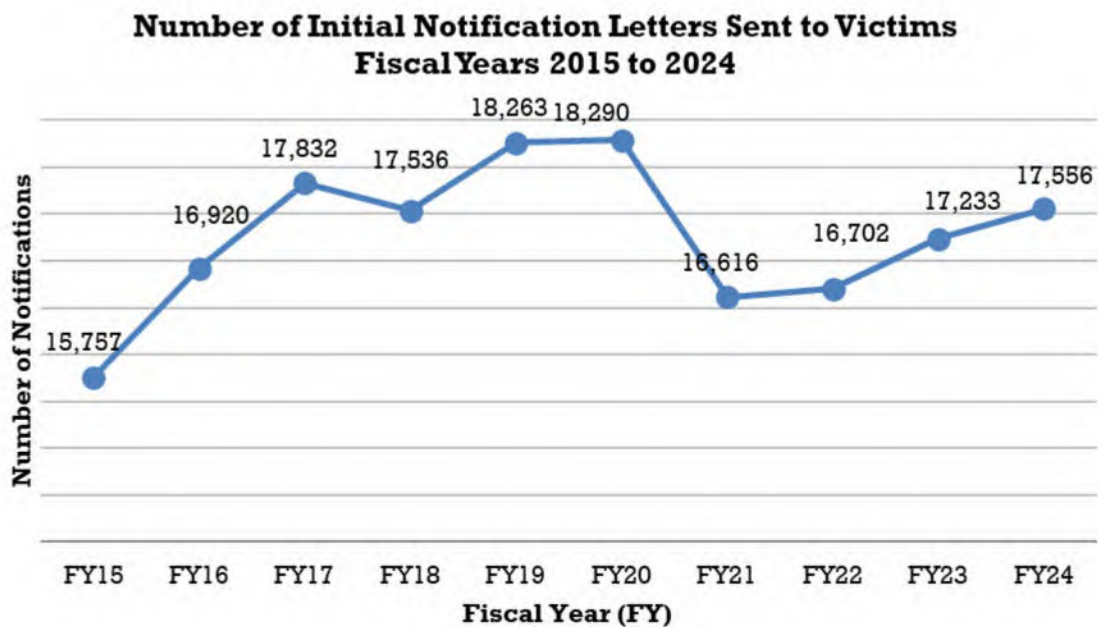


Victim Services

Photo Credit: Sherry Foco

Victim Services

In FY 1993 Colorado's General Assembly enacted victims' rights legislation for victims of personal crimes. In 1996, the Victims' Rights Act was amended to require Colorado Probation departments to provide victim services. Each of the state's 23 probation departments provides services to eligible victims, who request to be notified, of critical events. In addition to providing referrals and general assistance, in FY 2024 Probation Victim Services Officers sent letters to 17,556 victims of crime informing them of their right to receive notification. Of these victims, 22% (3,803) requested receipt of the statutorily required notification. In FY 2024, there were a total of 24,451 critical probation notification events that occurred.



**Table 99:
Colorado Probation
Summary of Victim Services¹
Fiscal Year 2019 to Fiscal Year 2024**

	FY 2020	FY 2021	FY 2022	FY 2023	FY 2024
VICTIM SERVICES²					
Initial Notifications Sent	18,290	16,616	16,702	17,233	17,556
Notification Requests Returned	3,534	3,749	3,799	3,590	3,803
Percent of Victims Requesting Notification	19%	23%	23%	21%	22%
VICTIM NOTIFICATION OF CRITICAL PROBATION EVENTS³					
Date of Probation Termination	2,833	2,993	3,245	3,491	3,328
Early Termination Requests	520	595	671	694	631
Probation Revocation Hearing/Disposition	7,635	9,173	9,920	10,032	10,059
Probation Violation Increase in Supervision (DV only)	808	689	544	874	606
Modification of Probation Sentence/Supervision	954	893	976	955	736
Change of Venue/Transfer of Jurisdiction	1,493	1,330	1,949	1,977	1,715
Abscond/Warrant	5,392	5,999	7,364	7,681	7,309
Death of a Probationer	82	62	83	70	67
TOTAL NOTIFICATIONS	19,717	21,734	24,752	25,774	24,451

¹**Summary of Colorado Probation Victim Services:** Beginning in FY 2008 the information included in this chart reflects only activities that are statutorily required. In previous years additional courtesy notification events were reported; these were "Change of Probation Officer and Supervision Location" and "Hearing Other than Revocation". Prior to FY 2007 the VRA stated that probation had to notify victims of domestic violence of "any violation of probation". In the 2006 legislative session, this requirement was repealed and the following provision for notification was enacted: "concerning domestic violence cases, any conduct by the probationer that results in an increase in supervision level by the probation department". In FY 2016 the probation departments began coding this critical stage in "Probation Violation Increase in Supervision (DV only)".

²**VICTIM SERVICES:** These notifications are done by state probation and private probation providers.

³**VICTIM NOTIFICATION OF CRITICAL PROBATION EVENTS:** These numbers include all of the statutorily (§24-4.1-303 (13.5) (a) C.R.S) required notifications of the critical stages of probation supervision. These notifications are done by state probation and private probation providers.

**Table 100:
Colorado Probation
Victims Services
Notifications for Fiscal Year 2024**

District	Initial Notification Sent ¹	Notification Requests Returned	Percent of Victims Requesting Notification
1	1,829	409	22%
2A	1,672	648	39%
2J	189	1	1%
3	101	3	3%
4	2,743	610	22%
5	128	52	41%
6	291	18	6%
7	540	45	8%
8	1,202	222	18%
9	451	24	5%
10	800	92	12%
11	266	49	18%
12	306	13	4%
13	395	61	15%
14	363	11	3%
15	67	1	1%
16	147	3	2%
17	2,039	512	25%
18	1,624	492	30%
19 ²	139	155	112%
20	1,672	319	19%
21	376	48	13%
22	216	15	7%
STATE	17,556	3,803	22%

¹ **Initial Notification Sent:** Initial notification may be done by state probation or private probation. In some circumstances initial notification may be done in conjunction with the District Attorney's Office and may not be captured in this table.

² **19th Judicial District:** This district confirmed the initial notifications were sent by the District Attorney's Office.

**Table 101:
Colorado Probation
Victim Services¹**

Notification of Critical Probation Events² Fiscal Year 2024

District	Date of Probation Termination	Early Termination Requests	Probation Revocation Hearing/ Disposition	Probation Violation Increase in Supervision (DV only)	Modification of Probation Sentence/ Supervision	Change of Venue/Transfer of Jurisdiction	Abscond/ Warrant	Death of a Probationer	TOTAL NOTIFICATIONS
1	397	42	1,323	15	114	85	452	5	2,433
2A	293	66	2,093	15	119	187	1,220	10	4,003
2J	7	2	29	1	3	8	9	1	60
3	13	1	12	3	1	8	22	3	63
4	588	26	374	160	90	88	1,554	13	2,893
5	40	45	190	84	4	96	91	1	551
6	22	21	12	1	2	10	30	1	99
7	73	9	184	5	11	59	77	1	419
8	281	81	1,193	23	51	134	349	2	2,114
9	19	8	15	12	5	6	2	1	68
10	65	28	122	66	25	161	524	5	996
11	65	35	279	4	19	58	168	2	630
12	1	2	3	5	1	2	18	1	33
13	72	1	185	1	2	23	73	1	358
14	17	1	39	6	1	67	63	1	195
15	1	1	2	1	1	2	2	1	11
16	7	1	5	1	1	59	7	1	82
17	353	4	923	21	67	74	742	4	2,188
18	422	54	1,707	20	90	85	823	8	3,209
19	225	45	373	39	28	89	485	1	1,285
20	243	108	315	88	67	353	155	2	1,331
21	114	49	650	28	17	52	428	1	1,339
22	10	1	31	7	17	9	15	1	91
STATE	3,328	631	10,059	606	736	1,715	7,309	67	24,451

¹**Summary of Colorado Probation Victim Services:** Beginning in FY 2008 the information included in this chart reflects only activities that are statutorily required. In previous years additional courtesy notification events were reported; these were "Change of Probation Officer and Supervision Location" and "Hearing Other than Revocation". Prior to FY 2007 the VRA stated that probation had to notify victims of domestic violence of "any violation of probation". In the 2006 legislative session, this requirement was repealed and the following provision for notification was enacted: "concerning domestic violence cases, any conduct by the probationer that results in an increase in supervision level by the probation department". In FY 2016 the probation departments began coding this critical stage in "Probation Violation Increase in Supervision (DV only)".

²**Victim Notification of Critical Probation Events:** These numbers include all of the statutorily (§24-4.1-303 (13.5) (a) C.R.S) required notifications of the critical stages of probation supervision. These notifications are done by state probation and private probation providers.

A white mountain goat with small, dark horns is standing on a rocky, grassy slope. The goat is facing left and looking towards the camera. The background shows a steep, rocky hillside under a clear blue sky. In the foreground, there are large, reddish-brown rocks and some green plants with yellow flowers.

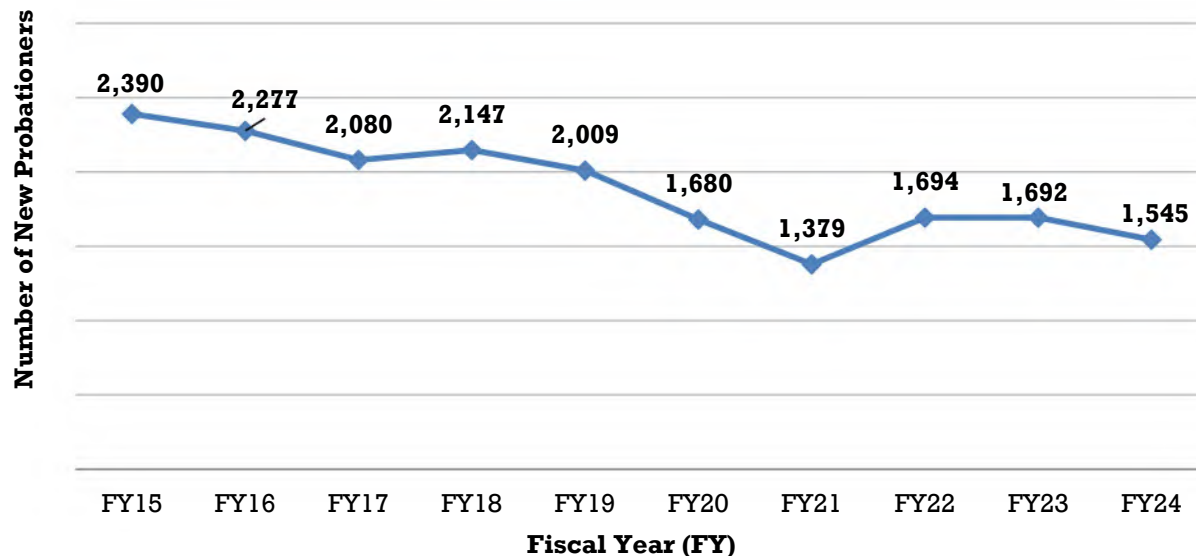
Alcohol and Drug Driving Safety Program (ADDS)

Photo Credit: Sherry Foco

Alcohol and Drug Driving Safety Program (ADDS)

In FY 2007 the Alcohol and Drug Driving Safety (ADDS) Program was fully integrated within each probation department. The ADDS program conducts alcohol/drug evaluations and makes treatment recommendations for offenders convicted of driving under the influence of, or impaired by, drugs or alcohol. In FY 2024 the program completed 14,433 DUI/DWAI Evaluations for Colorado’s district and county courts, excluding Denver County. In FY 2024 there were 1,545 offenders sentenced to monitoring. On June 30, 2024, there were 2,068 DUI/DWAI offenders being monitored by State Probation. In FY 2024 state probation successfully terminated 1,147 (87%) DUI monitored offenders. Other DUI/DWAI offenders who were sentenced to regular probation supervision are included in the Adult Probation section but are not separately identified.

**New Probationers Sentenced to Monitoring
Fiscal Years 2015 to 2024**



**Table 102:
Colorado State Probation
Alcohol and Drug Driving Safety Program (ADDS)
New State DUI/DWAI Monitored Clients
Fiscal Year 2024**

DISTRICT	Monitoring Sentence (Alcohol Evaluation completed pre- sentence)		Monitoring Sentence (Alcohol Evaluation completed post- sentence)		Monitoring Sentence Revoked and Reinstated ²		Monitoring Deferred Sentence		TOTAL Monitoring	
	Number	%	Number	%	Number	%	Number	%	Number	%
1	0	0%	0	0%	0	0%	0	0%	0	0%
2 ¹	0	0%	0	0%	0	0%	0	0%	0	0%
3	6	23%	0	0%	0	0%	20	77%	26	100%
4	0	0%	0	0%	0	0%	0	0%	0	0%
5	10	3%	349	96%	3	1%	1	0%	363	100%
6	3	1%	148	51%	1	0%	136	47%	288	100%
7	10	7%	127	86%	6	4%	5	3%	148	100%
8	0	0%	0	0%	0	0%	0	0%	0	0%
9	5	2%	251	93%	11	4%	3	1%	270	100%
10	0	0%	0	0%	0	0%	0	0%	0	0%
11	0	0%	0	0%	0	0%	0	0%	0	0%
12	0	0%	0	0%	0	0%	0	0%	0	0%
13	0	0%	0	0%	0	0%	0	0%	0	0%
14	111	60%	70	38%	2	1%	1	1%	184	100%
15	0	0%	30	94%	0	0%	2	6%	32	100%
16	0	0%	1	50%	0	0%	1	50%	2	100%
17	0	0%	0	0%	0	0%	0	0%	0	0%
18	0	0%	0	0%	0	0%	0	0%	0	0%
19	0	0%	0	0%	1	100%	0	0%	1	100%
20	0	0%	0	0%	0	0%	0	0%	0	0%
21	13	6%	196	91%	6	3%	0	0%	215	100%
22	0	0%	0	0%	1	6%	15	94%	16	100%
STATE	158	10%	1,172	76%	31	2%	184	12%	1,545	100%

¹2: In the 2nd Judicial District, DUI/DWAI cases may be filed in Denver County Court or District Court. Denver County Court filings are not included in the State Court system. Denver District Court probation sentences will be included in this annual report.

²Monitoring Sentence Revoked and Reinstated: This data represents those probationers who were administratively terminated previously (i.e. absconded) and now have been revoked and re-sentenced to monitoring.

Note: Percentages may not total 100 percent because of rounding.

**Table 103:
Colorado State Probation
Alcohol and Drug Driving Safety Program (ADDS)
New State DUI/DWAI Monitored Clients by Gender
Fiscal Year 2024**

TYPE: DISTRICT	Female		Male		Unknown		TOTAL NEW CLIENTS	
	Number	%	Number	%	Number	%	Number	%
1	0	0%	0	0%	0	0%	0	0%
2 ¹	0	0%	0	0%	0	0%	0	0%
3	6	23%	20	77%	0	0%	26	100%
4	0	0%	0	0%	0	0%	0	0%
5	73	20%	290	80%	0	0%	363	100%
6	90	31%	198	69%	0	0%	288	100%
7	48	32%	100	68%	0	0%	148	100%
8	0	0%	0	0%	0	0%	0	0%
9	67	25%	203	75%	0	0%	270	100%
10	0	0%	0	0%	0	0%	0	0%
11	0	0%	0	0%	0	0%	0	0%
12	0	0%	0	0%	0	0%	0	0%
13	0	0%	0	0%	0	0%	0	0%
14	43	23%	141	77%	0	0%	184	100%
15	7	22%	25	78%	0	0%	32	100%
16	1	50%	1	50%	0	0%	2	100%
17	0	0%	0	0%	0	0%	0	0%
18	0	0%	0	0%	0	0%	0	0%
19	0	0%	1	100%	0	0%	1	100%
20	0	0%	0	0%	0	0%	0	0%
21	64	30%	150	70%	1	0%	215	100%
22	4	25%	12	75%	0	0%	16	100%
STATE	403	26%	1,141	74%	1	0%	1,545	100%

¹2: In the 2nd Judicial District, DUI/DWAI cases may be filed in Denver County Court or District Court. Denver County Court filings are not included in the State Court system. Denver District Court probation sentences will be included in this annual report.

Note: Percentages may not total 100 percent because of rounding.

**Table 104:
Colorado State Probation
Alcohol and Drug Driving Safety Program (ADDS)
New State DUI/DWAI Monitored Clients by Ethnic Group¹
Fiscal Year 2024**

TYPE: DISTRICT	Caucasian		African American		Asian		Hispanic		Native American		Other		TOTAL NEW CLIENTS	
	Number	%	Number	%	Number	%	Number	%	Number	%	Number	%	Number	%
1	0	0%	0	0%	0	0%	0	0%	0	0%	0	0%	0	0%
2 ²	0	0%	0	0%	0	0%	0	0%	0	0%	0	0%	0	0%
3	21	81%	0	0%	0	0%	5	19%	0	0%	0	0%	26	100%
4	0	0%	0	0%	0	0%	0	0%	0	0%	0	0%	0	0%
5	280	77%	4	1%	1	0%	71	20%	1	0%	6	2%	363	100%
6	197	68%	7	2%	0	0%	30	10%	42	15%	12	4%	288	100%
7	109	74%	6	4%	1	1%	28	19%	1	1%	3	2%	148	100%
8	0	0%	0	0%	0	0%	0	0%	0	0%	0	0%	0	0%
9	216	80%	4	1%	0	0%	45	17%	1	0%	4	1%	270	100%
10	0	0%	0	0%	0	0%	0	0%	0	0%	0	0%	0	0%
11	0	0%	0	0%	0	0%	0	0%	0	0%	0	0%	0	0%
12	0	0%	0	0%	0	0%	0	0%	0	0%	0	0%	0	0%
13	0	0%	0	0%	0	0%	0	0%	0	0%	0	0%	0	0%
14	150	82%	8	4%	1	1%	23	13%	0	0%	2	1%	184	100%
15	23	72%	2	6%	0	0%	7	22%	0	0%	0	0%	32	100%
16	2	100%	0	0%	0	0%	0	0%	0	0%	0	0%	2	100%
17	0	0%	0	0%	0	0%	0	0%	0	0%	0	0%	0	0%
18	0	0%	0	0%	0	0%	0	0%	0	0%	0	0%	0	0%
19	0	0%	0	0%	0	0%	1	100%	0	0%	0	0%	1	100%
20	0	0%	0	0%	0	0%	0	0%	0	0%	0	0%	0	0%
21	188	87%	2	1%	1	0%	18	8%	2	1%	4	2%	215	100%
22	10	63%	0	0%	1	6%	0	0%	5	31%	0	0%	16	100%
STATE	1,196	77%	33	2%	5	0%	228	15%	52	3%	31	2%	1,545	100%

¹ **Ethnic Group:** Demographic information is received through electronic transfer or paper filings from Law Enforcement and/or the District Attorney. Judicial's case management system currently blends race and ethnicity fields.

²**2:** In the 2nd Judicial District, DUI/DWAI cases may be filed in Denver County Court or District Court. Denver County Court filings are not included in the State Court system. Denver District Court probation sentences will be included in this annual report.

Note: Percentages may not total 100 percent because of rounding.

**Table 105:
Colorado State Probation
Alochol and Drug Driving Safety Program (ADDS)
New State DUI/DWAI Monitored Clients by Age
Fiscal Year 2024**

TYPE: DISTRICT	0-17 Years		18-20 Years		21-24 Years		25-32 Years		33-39 Years		40 and above		Unknown		TOTAL NEW CLIENTS	
	Number	%	Number	%	Number	%	Number	%	Number	%	Number	%	Number	%	Number	%
1	0	0%	0	0%	0	0%	0	0%	0	0%	0	0%	0	0%	0	0%
2 ¹	0	0%	0	0%	0	0%	0	0%	0	0%	0	0%	0	0%	0	0%
3	0	0%	2	8%	5	19%	6	23%	3	12%	10	38%	0	0%	26	100%
4	0	0%	0	0%	0	0%	0	0%	0	0%	0	0%	0	0%	0	0%
5	4	1%	19	5%	48	13%	119	33%	80	22%	93	26%	0	0%	363	100%
6	3	1%	17	6%	64	22%	84	29%	46	16%	74	26%	0	0%	288	100%
7	0	0%	17	11%	18	12%	42	28%	24	16%	47	32%	0	0%	148	100%
8	0	0%	0	0%	0	0%	0	0%	0	0%	0	0%	0	0%	0	0%
9	7	3%	17	6%	46	17%	79	29%	51	19%	70	26%	0	0%	270	100%
10	0	0%	0	0%	0	0%	0	0%	0	0%	0	0%	0	0%	0	0%
11	0	0%	0	0%	0	0%	0	0%	0	0%	0	0%	0	0%	0	0%
12	0	0%	0	0%	0	0%	0	0%	0	0%	0	0%	0	0%	0	0%
13	0	0%	0	0%	0	0%	0	0%	0	0%	0	0%	0	0%	0	0%
14	0	0%	5	3%	30	16%	69	38%	27	15%	53	29%	0	0%	184	100%
15	1	3%	3	9%	8	25%	8	25%	5	16%	7	22%	0	0%	32	100%
16	0	0%	0	0%	1	50%	1	50%	0	0%	0	0%	0	0%	2	100%
17	0	0%	0	0%	0	0%	0	0%	0	0%	0	0%	0	0%	0	0%
18	0	0%	0	0%	0	0%	0	0%	0	0%	0	0%	0	0%	0	0%
19	0	0%	0	0%	0	0%	1	100%	0	0%	0	0%	0	0%	1	100%
20	0	0%	0	0%	0	0%	0	0%	0	0%	0	0%	0	0%	0	0%
21	2	1%	28	13%	50	23%	52	24%	40	19%	43	20%	0	0%	215	100%
22	0	0%	0	0%	3	19%	6	38%	4	25%	3	19%	0	0%	16	100%
STATE	17	1%	108	7%	273	18%	467	30%	280	18%	400	26%	0	0%	1,545	100%

¹ 2: In the 2nd Judicial District, DUI/DWAI cases may be filed in Denver County Court or District Court. Denver County Court filings are not included in the State Court system. Denver District Court probation sentences will be included in this annual report.

Note: Percentages may not total 100 percent because of rounding.

**Table 106:
Colorado State Probation
Alcohol and Drug Driving Safety Program (ADDS)
State DUI/DWAI Monitored Clients
Successful/Unsuccessful Terminations
Fiscal Year 2024**

TYPE:	SUCCESSFUL TERMINATIONS ²		UNSUCCESSFUL TERMINATIONS ³				TOTAL TERMINATIONS ⁴	
	Successful		Revocation		Absconded			
DISTRICT	Number	%	Number	%	Number	%	Number	%
1	1	100%	0	0%	0	0%	1	100%
2 ¹	0	0%	0	0%	0	0%	0	0%
3	13	100%	0	0%	0	0%	13	100%
4	0	0%	0	0%	0	0%	0	0%
5	362	87%	2	0%	54	13%	418	100%
6	98	78%	5	4%	22	18%	125	100%
7	111	85%	3	2%	16	12%	130	100%
8	0	0%	0	0%	0	0%	0	0%
9	219	89%	4	2%	24	10%	247	100%
10	0	0%	0	0%	0	0%	0	0%
11	0	0%	0	0%	0	0%	0	0%
12	0	0%	0	0%	0	0%	0	0%
13	0	0%	0	0%	0	0%	0	0%
14	139	97%	0	0%	5	3%	144	100%
15	23	96%	0	0%	1	4%	24	100%
16	5	100%	0	0%	0	0%	5	100%
17	1	100%	0	0%	0	0%	1	100%
18	1	100%	0	0%	0	0%	1	100%
19	1	100%	0	0%	0	0%	1	100%
20	0	0%	0	0%	0	0%	0	0%
21	169	81%	0	0%	39	19%	208	100%
22	4	67%	0	0%	2	33%	6	100%
STATE	1,147	87%	14	1%	163	12%	1,324	100%

¹ **2:** In the 2nd Judicial District, DUI/DWAI cases may be filed in Denver County Court or District Court. Denver County Court filings are not included in the State Court system. Denver District Court probation sentences will be included in this annual report.

² **Successful Terminations:** This column is exclusively state successful terminations.

³ **Unsuccessful Terminations:** This column includes those probationers who were revoked or absconded. A revocation is defined as a termination from probation supervision for a technical violation, new misdemeanor, or new felony offense. A revocation to Community Corrections is NOT included in this section because these offenders are still under the supervision and jurisdiction of probation. Absconded refers to probationers who became fugitives and are no longer compliant with probation supervision.

⁴ **Total Terminations:** This table includes: successful, revocations and absconder terminations from probation supervision. Additional types of closures are included in Table 107.

Note: Percentages may not total 100 percent because of rounding.

**Table 107:
Colorado State Probation
Alcohol and Drug Driving Safety Program (ADDS)
State DUI/DWAI Monitored Clients Closure Types
Fiscal Year 2024**

TYPE: DISTRICT	Successful		Revocation		Absconded		Deported		Death		Administrative Closure		TOTAL CLOSURES	
	Number	%	Number	%	Number	%	Number	%	Number	%	Number	%	Number	%
1	1	100%	0	0%	0	0%	0	0%	0	0%	0	0%	1	100%
2 ¹	0	0%	0	0%	0	0%	0	0%	0	0%	0	0%	0	0%
3	13	93%	0	0%	0	0%	0	0%	1	7%	0	0%	14	100%
4	0	0%	0	0%	0	0%	0	0%	0	0%	2	100%	2	100%
5	362	86%	2	0%	54	13%	0	0%	0	0%	3	1%	421	100%
6	98	72%	5	4%	22	16%	0	0%	0	0%	12	9%	137	100%
7	111	83%	3	2%	16	12%	0	0%	3	2%	0	0%	133	100%
8	0	0%	0	0%	0	0%	0	0%	0	0%	0	0%	0	0%
9	219	88%	4	2%	24	10%	0	0%	0	0%	3	1%	250	100%
10	0	0%	0	0%	0	0%	0	0%	0	0%	0	0%	0	0%
11	0	0%	0	0%	0	0%	0	0%	0	0%	0	0%	0	0%
12	0	0%	0	0%	0	0%	0	0%	0	0%	0	0%	0	0%
13	0	0%	0	0%	0	0%	0	0%	0	0%	0	0%	0	0%
14	139	93%	0	0%	5	3%	0	0%	1	1%	4	3%	149	100%
15	23	85%	0	0%	1	4%	0	0%	0	0%	3	11%	27	100%
16	5	100%	0	0%	0	0%	0	0%	0	0%	0	0%	5	100%
17	1	100%	0	0%	0	0%	0	0%	0	0%	0	0%	1	100%
18	1	100%	0	0%	0	0%	0	0%	0	0%	0	0%	1	100%
19	1	100%	0	0%	0	0%	0	0%	0	0%	0	0%	1	100%
20	0	0%	0	0%	0	0%	0	0%	0	0%	0	0%	0	0%
21	169	79%	0	0%	39	18%	0	0%	1	0%	4	2%	213	100%
22	4	67%	0	0%	2	33%	0	0%	0	0%	0	0%	6	100%
STATE	1,147	84%	14	1%	163	12%	0	0%	6	0%	31	2%	1,361	100%

¹ 2: In the 2nd Judicial District, DUI/DWAI cases may be filed in Denver County Court or District Court. Denver County Court filings are not included in the State Court system. Denver District Court probation sentences will be included in this annual report.

Note: Percentages may not total 100 percent because of rounding.

**Table 108:
Colorado State Adult Probation
Alcohol and Drug Driving Safety Program (ADDs)
State DUI/DWAI Monitored Clients
Type of Revocation
Fiscal Year 2024**

TYPE: DISTRICT	New Felony ²		New Misdemeanor ³		Technical ⁴		TOTAL REVOCATIONS ⁵	
	Number	%	Number	%	Number	%	Number	%
1	0	0%	0	0%	0	0%	0	0%
2 ¹	0	0%	0	0%	0	0%	0	0%
3	0	0%	0	0%	0	0%	0	0%
4	0	0%	0	0%	0	0%	0	0%
5	0	0%	0	0%	2	100%	2	100%
6	0	0%	0	0%	5	100%	5	100%
7	1	33%	0	0%	2	67%	3	100%
8	0	0%	0	0%	0	0%	0	0%
9	0	0%	4	100%	0	0%	4	100%
10	0	0%	0	0%	0	0%	0	0%
11	0	0%	0	0%	0	0%	0	0%
12	0	0%	0	0%	0	0%	0	0%
13	0	0%	0	0%	0	0%	0	0%
14	0	0%	0	0%	0	0%	0	0%
15	0	0%	0	0%	0	0%	0	0%
16	0	0%	0	0%	0	0%	0	0%
17	0	0%	0	0%	0	0%	0	0%
18	0	0%	0	0%	0	0%	0	0%
19	0	0%	0	0%	0	0%	0	0%
20	0	0%	0	0%	0	0%	0	0%
21	0	0%	0	0%	0	0%	0	0%
22	0	0%	0	0%	0	0%	0	0%
STATE	1	7%	4	29%	9	64%	14	100%

¹ **2:** In the 2nd Judicial District, DUI/DWAI cases may be filed in Denver County Court or District Court. Denver County Court filings are not included in the State Court system. Denver District Court probation sentences will be included in this annual report.

² **New Felony:** Includes revocations for a new felony offense committed while on monitoring.

³ **New Misdemeanor:** Includes revocations for a new misdemeanor offense committed while on monitoring.

⁴ **Technical:** Includes revocations for technical violations (e.g. failure to complete treatment, failure to complete community service).

⁵ **Total Revocations:** Total includes all felony, misdemeanor, and technical violations resulting in a revocation from monitoring.

Note: Percentages may not total 100 percent because of rounding.

**Table 109:
Colorado State Probation
Alcohol and Drug Driving Safety Program (ADDS)
State DUI/DWAI Monitored Clients
Length of Stay
Fiscal Year 2024**

TYPE:	0-6 months		7-12 months		13-18 months		19-24 months		25-48 months		49+ months		TOTAL CLOSURES	
DISTRICT	Number	%	Number	%	Number	%	Number	%	Number	%	Number	%	Number	%
1	0	0%	0	0%	0	0%	1	100%	0	0%	0	0%	1	100%
2 ¹	0	0%	0	0%	0	0%	0	0%	0	0%	0	0%	0	0%
3	2	14%	9	64%	3	21%	0	0%	0	0%	0	0%	14	100%
4	2	100%	0	0%	0	0%	0	0%	0	0%	0	0%	2	100%
5	57	14%	177	42%	109	26%	47	11%	29	7%	2	0%	421	100%
6	10	7%	28	20%	50	36%	29	21%	20	15%	0	0%	137	100%
7	15	11%	55	41%	38	29%	13	10%	10	8%	2	2%	133	100%
8	0	0%	0	0%	0	0%	0	0%	0	0%	0	0%	0	0%
9	11	4%	87	35%	66	26%	55	22%	28	11%	3	1%	250	100%
10	0	0%	0	0%	0	0%	0	0%	0	0%	0	0%	0	0%
11	0	0%	0	0%	0	0%	0	0%	0	0%	0	0%	0	0%
12	0	0%	0	0%	0	0%	0	0%	0	0%	0	0%	0	0%
13	0	0%	0	0%	0	0%	0	0%	0	0%	0	0%	0	0%
14	8	5%	43	29%	59	40%	24	16%	15	10%	0	0%	149	100%
15	4	15%	11	41%	11	41%	1	4%	0	0%	0	0%	27	100%
16	0	0%	2	40%	3	60%	0	0%	0	0%	0	0%	5	100%
17	0	0%	0	0%	1	100%	0	0%	0	0%	0	0%	1	100%
18	0	0%	0	0%	0	0%	1	100%	0	0%	0	0%	1	100%
19	0	0%	0	0%	0	0%	1	100%	0	0%	0	0%	1	100%
20	0	0%	0	0%	0	0%	0	0%	0	0%	0	0%	0	0%
21	19	9%	51	24%	53	25%	41	19%	41	19%	8	4%	213	100%
22	0	0%	2	33%	4	67%	0	0%	0	0%	0	0%	6	100%
STATE	128	9%	465	34%	397	29%	213	16%	143	11%	15	1%	1,361	100%

¹ 2: In the 2nd Judicial District, DUI/DWAI cases may be filed in Denver County Court or District Court. Denver County Court filings are not included in the State Court system. Denver District Court probation sentences will be included in this annual report.

Note: Percentages may not total 100 percent because of rounding.

**Table 110:
Colorado State Probation
Alcohol and Drug Driving Safety Program (ADDS)
Total Active DUI/DWAI Monitored Clients on June 30, 2024
Fiscal Year 2024**

DISTRICT	NUMBER	Percent of the state total
1	0	0%
2 ¹	0	0%
3	31	1%
4	1	0%
5	387	19%
6	444	21%
7	172	8%
8	0	0%
9	382	18%
10	1	0%
11	0	0%
12	0	0%
13	0	0%
14	274	13%
15	35	2%
16	8	0%
17	0	0%
18	2	0%
19	1	0%
20	0	0%
21	314	15%
22	16	1%
STATE	2,068	100%

¹ 2: In the 2nd Judicial District, DUI/DWAI cases may be filed in Denver County Court or District Court. Denver County Court filings are not included in the State Court system. Denver District Court probation sentences will be included in this annual report.



X: Glossary Of Terms

Probation Glossary

Absconder:	Refers to a probationer who fails to report to probation and is no longer compliant with supervision.
Adjudication:	Refers to a juvenile case where the charges have been proven or the juvenile has pled guilty to committing a delinquent act. The equivalent term for adults is “conviction.”
Administrative Investigations:	A supplemental report to a Pre- Sentence Investigation Report addressing additional cases.
Administrative Closure:	Indicates a case has been terminated from supervision in the jurisdiction indicated for miscellaneous reasons such as, “in custody in another jurisdiction.”
Administrative Client Risk Level:	An assigned supervision level indicating lower supervision required as other more intensive “supervision” being provided elsewhere (such as jail or an inpatient treatment facility) or the case requires minimal supervision due to the remaining length of the sentence.
Automated Reporting Program:	This is a program where a probationer reports via electronic means either in lieu of or as a supplement to traditional face-to face reporting.
Change of Venue:	A juvenile’s case can be transferred from one Colorado judicial district to another. A change of venue typically occurs when the juvenile and their family reside in a jurisdiction other than where the offense took place.
Client Risk Level:	Probationers are classified using risk assessments. The primary instrument used for adults is the LSI (Level of Supervision Inventory). The primary juvenile instrument is the YLS/CMI (Youth Level of Service/Case Management Inventory). These instruments determine the level of supervision for a probationer (e.g. Maximum, Medium, and Minimum).
Courtesy Closure:	A case that has closed in the supervising jurisdiction and returned to the originating or sentencing district (adult only).
Courtesy Supervision:	Occurs when an adult probationer has received a probation sentence in one Colorado judicial district but will be supervised by the probation department in another Colorado judicial district because they reside in that jurisdiction. The originating district retains jurisdiction over the case.

Community Corrections: A community-based sentence that is more restrictive than probation but less restrictive than a secure facility. A community correction sentence typically includes both a residential and non-residential component with supervision from a case manager. Because probation maintains jurisdiction over individuals sentenced to community corrections, they are also monitored by a probation officer (adult only).

Deferred Judgment and Sentence/Adjudication: Refers to a case status in which the individual (adult or juvenile) has entered a plea of guilty and through an agreement with the district attorney and consent of the court, the case is continued for a set period. The probationer is usually supervised by probation and upon successful completion of the deferred judgment the case is dismissed.

Direct File: A case filed by a District Attorney in which a juvenile is prosecuted as an adult.

Intake: The initial process for setting up the supervision of probationers in the absence of a pre-sentence investigation. The intake process typically entails a review of the Terms and Conditions of Probation, an assessment of risk and needs, and initial referrals for treatment and services.

Interstate: Refers to individuals who have committed crimes in a state other than where they reside. These individuals apply to have their supervision transferred to their state of residence and are screened by the Interstate Compact Office prior to acceptance of supervision.

Investigations: An investigative process conducted by probation officers prior to sentencing on a criminal offense. The information (e.g. risk for re-offense, service needs, criminal, social, education and substance abuse history, victim impact statements) gathered during a pre-sentence investigation is used to inform sentencing decisions and supervision plans.

Length of Stay: The amount of time an individual is on probation supervision.

Monitoring: DUI/DWAI offenders who, as a part of their sentence, are required to have their court orders monitored by the probation department.

Revoked: The withdrawal of a probation sentence due to a new misdemeanor, a new felony offense, or a technical violation of the Terms and Conditions of the probation sentence. Following a revocation of probation, the probationer is re-sentenced by the court.

- Success:** Probationers who complete the orders of the court and are compliant with the terms and conditions of supervision.
- Technical Violation:** Probationers who have been found by the court to be non-compliant with the terms and conditions of probation for reasons other than a new crime (e.g., drug use, missed appointments).
- Transfer Hearing:** A judicial proceeding in which the court makes a determination, after a hearing, to prosecute a juvenile as an adult.

*Supreme Court Glossary of Terms**

Civil Appeal-A written request to modify or reverse the judgment of a trial court or intermediate level appellate court in a civil case.

Criminal Appeal-A request to modify or reverse the judgment of a trial court or intermediate level appellate court in a criminal case.

Habeas Corpus-(Habeas corpus ad subjiciendum) “An independent civil action to determine not the guilt or innocence of the person held in custody, but whether the custody is unlawful. Common grounds for relief under the writ include a conviction based on illegally obtained evidence, a denial of effective assistance of counsel, or a conviction by a jury that was improperly selected and impaneled. Use of the writ is not limited to criminal matters. It is also available in civil matters, as, for example, to challenge a person's custody of a child or the institutionalization of a person declared incompetent.”

Interlocutories-An interlocutory appeal is one which is not determinable of the controversy, but which is necessary for a suitable adjudication of the merits. Colorado Appellate Rule 4.1 governs interlocutory appeals in criminal cases and provides that the state may file an interlocutory appeal in the Supreme Court from a district court ruling granting a motion in advance of the trial by the defendant for the return of property and to suppress evidence or to suppress an extra-judicial confession or admission. This is only one example of an interlocutory appeal.

Interrogatories-Pursuant to Article VI, section 3 of the state Constitution, the Court may be required to answer “important questions upon solemn occasions” propounded by the Governor, the Senate, or the House of Representatives. These questions are called “interrogatories.”

Judicial Discipline or Disability-Judges who are alleged to have engaged in misconduct or to be suffering from a disability which is or is likely to become of a permanent character may be subject to judicial discipline. The Colorado Commission on Judicial Discipline investigates such allegations and, if it concludes that the judge has engaged in misconduct or is disabled, it may recommend to the Supreme Court a range of sanctions, including removal of the judge from office, retirement of the judge for a disability, reprimand or censure of the judge, or assessment of costs against the judge.

Original Proceedings-Colorado Rules of Civil Procedure 21 provides the Colorado Supreme Court with discretion to exercise original jurisdiction in extraordinary circumstances where no other remedy is available. Original proceedings are used to test whether the trial court is proceeding without jurisdiction or in excess of its jurisdiction and to review a serious abuse of discretion when an appellate remedy would be inadequate. The remedy in an original proceeding takes the form of a special mandate from the Supreme Court addressed to an individual, official body, or lower court and may be used to restrain or compel the acts of a trial court. The Court issues a “rule to show cause” why the relief requested in the petition should not be granted. After considering the written briefs, the Supreme Court either makes the rule absolute (grants the relief requested) or discharges the rule (denies the relief requested).

Petitions in Certiorari-A writ of common law origin issued by a superior to an inferior court requiring the latter to produce a certified record of a particular case tried therein. The writ is generally issued so that the issuing court may inspect the proceedings and determine whether there have been any irregularities. Like the United States Supreme Court, the Colorado Supreme

*This is not an exhaustive list.

*Supreme Court Glossary of Terms**

Court uses the writ as a discretionary device to choose which cases it wishes to hear. Colorado Appellate Rules 49-58 govern writs of certiorari.

Reapportionment-Article 5, section 48 of the state Constitution provides that after the decennial federal census, the senatorial districts and representative districts shall be established, revised, or altered, and the members of the senate and the house of representatives apportioned among them, by a Colorado reapportionment commission. The commission must publish a preliminary plan for reapportionment of the members of the general assembly and shall hold public hearings thereon. After the completion of such hearings, the commission must finalize its plan and submit the same to the Colorado Supreme Court for review and determination as to whether the plan meets constitutional standards. The Supreme Court must either approve the plan or return the plan and the court's reasons for disapproval to the commission. If the plan is returned, the commission shall revise and modify it to conform to the court's requirements and resubmit the plan to the court. If the plan is approved by the court, it shall be filed with the secretary of state for implementation.

Request for Stay Pending Appeal-A stay is a suspension of the case or some designated proceedings within it. Colorado Appellate Rule 8 governs stays pending appeal.

Rule 21.1-This rule of appellate procedure governs certification of questions of law to the Colorado Supreme Court by the United States Supreme Court, federal courts of appeals, federal district courts, and the federal Court of Claims. Under the rule, a certifying court may request that the Colorado Supreme Court answer a question of law if there is involved in any proceeding before the certifying court a question of state law which may be determinative of the cause pending and to which it appears that there is no controlling precedent in the Colorado Supreme Court's decisions.

Special Concurrences-An opinion in which a justice expresses agreement with the particular result in a given case while objecting to a line of reasoning. The special concurrence may relate to the majority opinion in its entirety or to the result only.

Statutory Reviews-Section 1-40-107, C.R.S., provides a mechanism by which registered electors who meet certain criteria and who believe that a ballot title contains multiple subjects may petition the Supreme Court to review the title board's action or decision.

Unauthorized Practice-The practice of law by one who is not licensed as an attorney in Colorado. The Supreme Court has the exclusive jurisdiction to define the practice of law and to prohibit the unauthorized practice of law within the state (see C.R.C.P. 229 through 240.1).

*This is not an exhaustive list.

Trial Courts Glossary of Terms*

Abatement of action-A suit, which has been quashed and ended.

Accord-A method of discharging a claim upon agreement by the parties to give and accept something in settlement of the claim.

Acquittal-The verdict of not guilty for a defendant in a criminal case.

Actual malice-To win a defamation suit, public officials or prominent people, such as political candidates or movie stars, must prove that the offender made a false statement with actual malice. This means the statement was made with knowledge that it was false or with serious doubts about whether it was true.

Addendum-An add-on to something. For example, on a court document, if changes need to be made or information added, a new document can be written up, signed, and filed as an addendum to the original document.

Administrator-An individual appointed by the court to manage the estate of a person who died without leaving a valid will.

Administrative Support Order-Cases in which the delegate child support unit (typically the department of social.

Adversary system-The system of trial practice in which each of the opposing parties has full opportunity to present and establish his/her contention before the court.

Advisement-The consultation of the court.

Affidavit-A written or printed statement of facts, made voluntarily, and confirmed by the oath or affirmation of the party making it, taken before a person having authority to administer such oath or affirmation by law.

Agent-A person who has received the power to act on behalf of another, bind that other person as if he or she were himself or herself making the decisions.
In Probate: An attorney in fact under a durable or non-durable power of attorney, an individual authorized to make decisions for another under the "Colorado Patient Autonomy Act".

Aggravated damages-Special and highly exceptional damages awarded by a court where the circumstances of the conduct have been particularly humiliating or malicious towards the Plaintiff/victim.

Alimony-Also called maintenance or spousal support in a divorce or separation. Money paid by one spouse to the other in order to provide financial support after a divorce or legal separation.

Allegation-The assertion, claim, declaration, or statement of a party to an action, made in a pleading, setting out what he/she expects to prove.

*This is not an exhaustive list.

Trial Courts Glossary of Terms*

Allocation of parental responsibilities-Commonly known as "custody". In divorce, legal separation, or custody actions regarding children, the Court will allocate parental rights and responsibilities for the care of the children.

Alternative Dispute Resolution (ADR)-Methods for resolving problems without going to court.

Ancillary Proceedings-A type of probate filing in which a probate case had been opened in another state, but the decedent had property in the state of Colorado.

Annulment-To make void or null; abolish; cancel; invalidate a marriage. The legal term is "Declaration of Invalidity of Marriage".

Answer-The pleading in a civil suit by which the defendant admits, denies or otherwise controverts the sufficiency of the allegations of facts set forth in the plaintiff's petition. It also contains defenses the defendant may have to the plaintiff's allegations.

Appeal-A request by the losing party in a lawsuit for a higher court to review a lower court decision.

Appearance-When you physically appear or show up in Court.

Appellant-The party who appeals a trial court decision that he/she/it has lost.

Appellee-In some jurisdictions the name used for the party who has won at the trial court level, but the loser (appellant) has appealed the decision to a higher court. Thus, the **appellee** has to file a response to the legal brief filed by the appellant. In many jurisdictions the appellee is called the "respondent."

Applicant-A person who files an Application for Informal Appointment of a Personal Representative.

Application-A written request to the registrar for an order of informal probate or appointment under informal probate and appointment proceedings.

Appurtenance-Something that, although detached, stands as part of another thing. An attachment or appendage to something else. Used often in real estate context where an "appurtenance" may be, for example, a right of way over water – although physically detached, is part of the legal rights of the owner of another property.

Arbitration-The referral of a dispute to an impartial third person chosen by the parties to the dispute. The parties agree in advance to abide by the arbitrator's decision following a hearing at which both parties have an opportunity to be heard. Sometimes three persons sit as an arbitration panel.

Arrears-A debt that is not paid on the due date adds up and accumulates as "arrears."

*This is not an exhaustive list.

Trial Courts Glossary of Terms*

Assignment-The transfer of legal rights, such as the time left on a lease, from one person to another.

Assumption of risk-A defense raised in personal injury lawsuits. Asserts that the plaintiff knew that a particular activity was dangerous and thus bears all responsibility for any injury that resulted.

Attachment-An additional or supplementary remedy that allows the plaintiff to place a lien on property belonging to the defendant to make sure there will be means of satisfying (paying) a judgment that may be entered in a civil case.

Bad faith-Intent to deceive. Dishonesty or fraud in a transaction, such as entering into an agreement with no intention of ever living up to its terms or knowingly misrepresenting the quality of something that is being bought or sold.

Bailiff-Court employee whose duty is to keep order in the courtroom.

Bankruptcy-A process governed by federal law to help when people cannot or will not pay their debts.

Bench warrant-An order issued by a judge for the arrest of a person.

Bigamy-A person who enters into a marriage with one person while still legally married to another.

Bill of particulars-A written statement specifying the details of the demand set forth in the petition in a civil action.

Binder-An outline of the basic terms of a proposed sales contract between a buyer and a seller.

Bond-Money or property given to the court to hold a hearing date or to get someone out of jail.

Breach of contract-The failure to do what one promised to do under a contract. Proving a breach of contract is a prerequisite of any suit for damages based on the contract.

Breach of trust-Any act or omission on the part of the trustee, which is inconsistent with the terms of the trust agreement; or the law of trusts. A prime example is the redirecting of trust property from the trust to the trustee, personally.

Breach of warranty- A civil case in which a plaintiff claims that a product does not perform as represented.

Brief-A written statement by counsel summarizing the facts of a case, the pertinent laws, and arguments of how the law applies to the facts supporting the lawyer's position.

*This is not an exhaustive list.

Trial Courts Glossary of Terms*

Burden of proof-In civil cases, the plaintiff must prove her/his case with a "preponderance of evidence."

Buy-Sell agreement-An agreement among business partners that specifies how shares in the business are to be transferred in the case of a co-owner's death.

C.A.R.-Abbreviation for "Colorado Appellate Rules".

C.R.S.- C.R.C.C.P.: Abbreviation for Colorado Rules of County Civil Procedure.

C.R.S.- C.R.C.P. Abbreviation for Colorado Rules of Civil Procedure.

C.R.S.-Abbreviation for "Colorado Revised Statutes".

Capacity-A legal qualification, such as legal age, that determines one's ability to sue or be sued, to enter into a binding contract, etc.; or the mental ability to understand the nature and effect of one's acts.

Case law-Law based on previous verdicts and written judicial decisions.

Case management order-An order by the court that outlines the steps the parties must follow for their case to continue.

Cease and desist order-An order of an administrative agency or court prohibiting a person or business from continuing a particular course of conduct.

Certificate of Service-An area on a court form, usually at the end of the form, where you tell the court how and when you provided a copy of the court form to the other person in the case, before or directly after you gave the form to the court.

Certified copies-A copy obtained from the court that is certified by the clerk to be an authentic copy of the court record.

Change of venue-When a court case is moved from one location to another, usually because of a question of fairness.

Chapter 13 bankruptcy-A type of bankruptcy in which a person keeps his assets and pays creditors according to an approved plan.

Chapter 7 bankruptcy-A type of bankruptcy in which a person's assets are liquidated (collected and sold) and the proceeds are distributed to the creditors.

Character evidence-Proof or testimony given about another person's moral standing, general character, and reputation.

Charging lien-Entitles a lawyer who has sued someone on a client's behalf the right to be paid from the proceeds of the lawsuit, if there are any, before the client receives those proceeds.

*This is not an exhaustive list.

Trial Courts Glossary of Terms*

Charter-A city's organic law, which means the law concerning a city issue will trump a state law governing the same issue.

Chattel-Moveable or transferable property; especially personal property.

Child and Family Investigator (CFI)-A court-appointed expert that investigates and writes a report to the Judge as to the children's best interests in a controversial divorce or custody case.

Child support-Money paid by a parent to the person with custody of the child(ren) to help meet the financial needs of their child(ren).

Child Support Enforcement (CSE)-A government agency that assists in collecting current and past-due child support. CSE also helps in establishing new support orders and paternity.

Circumstantial evidence-Evidence that implies something occurred but does not directly prove it.

Citation-An order to appear in court at a certain place and time. Issuance of a citation is not an arrest.

Civil action-A non-criminal proceeding designed to resolve disputes between individuals and/or businesses.

Civil Protection Orders: (Prior to 7/1/03, known as Restraining Orders). District and county courts have original concurrent jurisdiction to issue temporary or permanent civil Protection orders for any of the following purposes: 1) to prevent assaults and threatened bodily harm; 2) to prevent domestic abuse; 3) to prevent emotional abuse of the elderly; and 4) to prevent stalking (See 13-14-102 C.R.S. and 13-1-136 C.R.S. and C.R.C.C.P. Rule 365).

Civil Union-Civil union" means a relationship established by two eligible persons that entitles them to receive the benefits and protections and be subject to the responsibilities of spouses. C.R.S. 14-15-103

Claim-To demand or assert as a right. Facts that combine to give rise to a legally enforceable right or judicial action. Demand for relief. A claim is something that one party owes another. Someone may make a legal claim for money, or property.

Claimant-A person or entity to whom the decedent of the estate has a financial or other obligation also known as a *creditor*.

Class action suit-A lawsuit in which one or more parties file a complaint on behalf of themselves and all other people who are "similarly situated" (suffering from the same problem). Often used when a large number of people have comparable claims.

Clear and convincing evidence-Evidence indicating that the thing to be proved is highly probably or reasonably certain. This requires more than a "preponderance of the evidence" but less than "beyond a reasonable doubt."

*This is not an exhaustive list.

Trial Courts Glossary of Terms*

Clerk and Recorder-The Clerk and Recorder issues and records marriage licenses, records all real estate transactions, issues liquor licenses, registers voters, manages all primary, general and county elections, and sometimes city and school district elections. The Clerk and Recorder also operates the Motor Vehicle Divisions in the State of Colorado for titling vehicles and issuing license plates. There is a Clerk and Recorder in each county in Colorado.

Closing arguments-The final statements in a trial arguing for the evidence you presented or against the evidence the other side presented. This is your final chance to persuade the Judge or jury.

Co-petitioner-A person who jointly completes, signs, and files a written Petition, or a written application to the Court with the Petitioner, asking for specific action to be taken.

Coercion-Compulsion by physical force or threat of physical force; an act, such as signing a will under coercion, is not legally valid.

Cohabitation-A living arrangement in which an unwed couple live together in an intimate relationship that resembles a marriage.

Collateral-An asset that a borrower agrees to give up if he or she fails to repay a loan.

Collateral estoppel-In civil litigation, an affirmative defense to a claim that bars a party from relitigating an issue determined in an earlier action, even if the two actions significantly differ from one another.

Collusion-A secret agreement between two or more persons, who seem to have conflicting interests, to abuse the law or the legal system, deceive a court or to defraud a third party.

Colorado Rules of Professional Conduct-The rules of conduct that govern the legal profession. The rules contain general ethical guidelines and specific rules written by the American Bar Association and adopted by the Colorado Supreme Court.

Comity-A code of etiquette that governs the interactions of courts in different states, localities and foreign countries. Courts generally agree to defer scheduling a trial if the same issues are being tried in a court in another jurisdiction. In addition, courts in this country agree to recognize and enforce the valid legal contracts and court orders of other countries.

Common law marriage-A marriage that takes legal effect, without license or ceremony, when a couple live together as husband and wife, intend to be married and hold themselves out to others as a married couple.

Community property-Property purchased or received by a couple during their marriage.

Comparative negligence-Also called comparative fault. The doctrine by which acts of opposing parties are compared in fault on a percentage basis. A party who is 50 percent or more at fault cannot recover. A party who is less than 50 percent at fault may recover, but at the reduced percentage.

*This is not an exhaustive list.

Trial Courts Glossary of Terms*

Compensatory damages-Money awarded to reimburse actual costs, such as medical bills and lost wages. Also awarded for things that are harder to measure, such as pain and suffering.

Complainant-In civil cases, the person who initiates a lawsuit. In criminal cases, the chief or only witness for the prosecution may sometimes be referred to as the complainant.

Complaint-In a civil action, the document that initiates a lawsuit. The complaint outlines the alleged facts and reason for the case. In a criminal action, a complaint is the preliminary charges filed against a defendant, usually filed by the police or court.

Concurrent jurisdiction-A situation where more than one court has jurisdiction over the same subject matter. Usually the first court that takes the case obtains jurisdiction.

Condemnation-A civil case in which the plaintiff, usually the Department of Transportation but may be a city or state district, is asking that property be condemned and taken so that it may be put to that department's use (See §38-3-105 C.R.S.).

Confidentiality-The state of having the release of certain information restricted. It is the relationship between a lawyer and a client, guardian and ward, or between spouses, with regard to the trust that is placed in the one by the other.

Conflict of interest-A conflict of interest occurs when a person or organization has a responsibility to two or more people or organizations at the same time, but doing the best thing for one may harm the other.

Contempt of court-A process brought before the Court to enforce non-compliance the existing order by one or more of the parties.

Continuance-The postponement of a court case for another time or day.

Contract-An agreement between two or more parties creating obligations enforceable or otherwise recognizable at law.

Contributory negligence-In any action based upon the negligence of the defendant, the plaintiff's own contributory negligence may either defeat or reduce the amount of recovery.

Conviction-A finding that the defendant is guilty in a criminal case.

Copyright-A person's property right to prevent others from copying works that they have written, authored or otherwise created.

Corroborating evidence-Additional evidence which strengthens or confirms already existing evidence.

Counterclaim-After a lawsuit is filed, a claim for relief brought by a defendant against the plaintiff, particularly a claim in opposition to or as a setoff against the plaintiff's claim.

*This is not an exhaustive list.

Trial Courts Glossary of Terms*

County Court Counter Claim: A civil case in which a defendant desires to counterclaim against the Plaintiff. In County Court if the counterclaim exceeds the jurisdiction of County Court, a transfer of the case to District Court may be requested by the defendant or made automatically by the court (See C.R.C.P. 313).

Court of record-Any court that makes a record of the proceedings.

County Felony-Criminal felony cases that have preliminary work done at the county court level before being bound over (sent) to district court.

Covenant- Provisions in a deed limiting the use of the property and prohibiting certain uses. Breach of covenant claims are usually filed by homeowner's associations.

Creditor-A person or entity to whom the decedent of the estate has a financial or other obligation also known as a *claimant*.

Cross-claim-A claim by one defendant against another defendant.

Cross-examination-Questioning of the other party's witness.

Custodian-The person appointed to manage and dispense funds for a child without constricting court supervision and accounting requirements.

Custody-In family law cases, it is also known as allocation of parental responsibilities, and refers to decision-making and parenting time. In criminal cases, this means the restraint of a person's freedom in any significant way. Someone in jail is considered to be "in custody".

Cyberstalking-The act of threatening, harassing or annoying someone throughout cyberspace, with the intent of placing the recipient in fear that the person threatening will injure that person or the person's family or household.

Damages-The monetary compensation which may be recovered by a party for personal injury, or loss or damage to one's property or rights as a result of another party's unlawful act or negligence.

Debtor-A person who owes money, goods or services to another.

Decedent-A person who has passed away.

Declaratory Judgment- A civil case in which the plaintiff is asking the court to declare (order) something. It is used to settle and gain relief from uncertainty with respect to rights, status, or other legal relations.

Decree-The final order of the Court that disposes of or ends the marriage or legal separation proceedings.

*This is not an exhaustive list.

Trial Courts Glossary of Terms*

Deed-A written legal document that describes a piece of property and outlines its boundaries. The seller of a property transfers ownership by delivering the deed to the buyer in exchange for an agreed upon sum of money.

Default-If the defendant does NOT appear at the time of the hearing or file an answer, the Court may enter “default” or “failure to appear/answer” which entitles the plaintiff to all relief asked for in the complaint (i.e. money, possession of property, etc.).

Default judgment-When a party against whom a judgment for affirmative relief is sought has failed to plead or otherwise defend, she/he is in default and a judgment by default may be entered by the clerk of court.

Defendant-The person that is being sued or the person charged with a crime in a criminal case.

Dependency and Neglect- A child is dependent or neglected if a parent, guardian, or legal custodian has abandoned the child or has subjected the child to mistreatment or abuse, whether the parent is or is not at fault. In addition, a child is dependent or neglected if the child has run away from home or is beyond the control of their parents (For other examples, see §19-3-102 C.R.S.).

Depose-To make a deposition, to give evidence in the shape of a deposition, to make statements which are written down and sworn to; to give testimony which is reduced to writing by a duly qualified officer and sworn to by the deponent.

Deposition-The testimony of a witness, taken in writing, under oath or affirmation, in answer to questions. This is held out of court with no Judge present, but the answers often can be used as evidence in the trial.

Determination of Interests- A civil case in which the plaintiff asks the court to determine his or her interest in something. (*e.g. two attorneys have been partners in a law practice. Now the partnership is being dissolved, and the attorneys cannot agree on who gets what, for example: furniture, computer, client list, etc.*).

Devisee-A person or entity designated in a Will to receive real or personal property.

Diligent efforts-Steady, persistent efforts to locate an individual to complete personal service, including contacting friends, family, business associates; completing an internet search; and attempting personal service by a Process Server, Police Department or Sheriff's Office.

Dismissal with prejudice-A dismissal "with prejudice" bars refiling of the lawsuit or charge.

Dismissal without prejudice-The dismissal of a case while allowing the party to sue again on the same cause of action at some future time.

Disposition- The final settlement of a matter, and with reference to decisions announced by a court, a judge's ruling is commonly referred to as a disposition.

*This is not an exhaustive list.

Trial Courts Glossary of Terms*

Dissolution-Often used in divorce cases. Ending a marriage or civil union.

Distraint Warrant- A filing by the State Department of Revenue for a judgment for outstanding State Taxes that allows for a lien to be placed on the debtor's assets.

District Court-District Courts hear civil cases in any amount, as well as domestic relations, criminal, juvenile, probate, and mental health cases. District court decisions may be appealed to the Colorado Court of Appeals (in some cases directly to the Colorado Supreme Court).

Docket-The schedule of court proceedings.

Domicile-The permanent residence of a person, a place to which, even if he/she were temporary absence, they intend to return. In law, it is said that a person may have many residences but only one domicile.

Duces tecum-Latin meaning "bring with you". Used most frequently for a subpoena (as in "subpoena duces tecum") which seeks not the appearance of a person before a court but the surrender of a thing (document or some other evidence) by its holder, to the court, to serve as evidence in a trial.

Due process-A fundamental, constitutional guarantee that all legal proceedings will be fair and that one will be given notice of the proceedings and an opportunity to be heard before the government acts to take away one's life, liberty, or property.

Duress-Where a person is prevented from acting (or not acting) according to their free will, by threats or force or force of another, it is said to be "Under Duress".

Early neutral evaluation-An early intervention in a lawsuit by a court appointed evaluator, to narrow, eliminate, and simplify issues and to assist in case planning and management. Settlement of the case may occur.

Easement-Gives one party the right to go onto another party's property. Utilities often get easements.

Emancipation-The freeing of a minor child from the control or custody of his or her parent(s) and allowing the minor to live on his or her own or under the control of others. It usually applies to adolescents who leave their parents' household by agreement or demand. Emancipation may also end the responsibility of a parent for the acts of a child, including debts, negligence, or criminal acts.

En banc-A session in which the entire membership of the court participates in a decision.

Encumbrance-Any claim or restriction on a property's title.

Enjoin-To order a person to perform, or to abstain and desist from performing a specified act or course of conduct.

*This is not an exhaustive list.

Trial Courts Glossary of Terms*

Escrow-Money or documents, such as a deed or title, held by a third party until the conditions of an agreement are met. For instance, pending the completion of a real estate transaction, the deed to the property will be held "in escrow."

Estate-All property owned by a person on the date of death that is subject to probate.

Eviction-Legally removing someone from a property, like an apartment or house, because they aren't paying rent or aren't following the rules in a lease.

Evidence-The testimony, writings, material objects, or other things presented to the senses that are offered to prove the existence or nonexistence of a fact.

Ex parte-Latin that means "by or for one party." A proceeding in which only one party takes part.

Exemplified-Copy of a court document with court seals from the out-of-state Court verifying the authenticity of the document.

Exhibit-A paper document or other physical object or photograph introduced into evidence to prove or deny a claim during a trial, hearing, or deposition.

Exigent circumstances-Emergency conditions.

Expedited Placement- A dependency and neglect case in which at least one child of the family is under the age of 6 years on the date the petition is filed qualifies as an Expedited Permanency Planning (EPP) case (§19-3-104 C.R.S.).

Expert witness-A witness with a specialized knowledge of a subject who is allowed to discuss an event in court even though he or she was not present.

Expunge-To physically erase, to white or strike out. To "expunge" something from a court record means to remove every reference to it. In juvenile delinquency records, "such records are deemed never to have existed".

Extortion-Forcing a person to give up property through the use of violence, fear or under pretense of authority.

Fact-finder-The person or persons who make(s) determinations regarding the facts that are disputed by the parties in a case. When a trial involves a jury, the jurors are the fact-finders. If there is no jury, then the judge or magistrate is the fact-finder.

Fact-finding-An investigation of a dispute by a neutral third party who examines the issues and facts in a case, and who may or may not recommend settlement procedures.

Family Court Facilitator-An individual who assists with domestic relations cases and conducts Initial Status Conferences. The Family Court Facilitator can help you understand what you need to do during your case, answer questions, and give you instructions about the next steps in your case. The Family Court Facilitator cannot give legal advice.

*This is not an exhaustive list.

Trial Courts Glossary of Terms*

Family Support Registry-The central payment processing center for the State of Colorado for child support and maintenance (spousal/partner support)

Felony-A crime punishable by imprisonment or by death in a state penal institution.

Fiduciary-A person having a legal relationship of trust and confidence to another and having a duty to act primarily for the other's benefit, e.g., a guardian or trustee.

File-To deposit with the clerk of the court a written complaint or petition which is the opening step in a lawsuit and subsequent documents, including an answer, motions, petitions, orders etc.

A record of the court. A paper is said to be **filed** when it is delivered to the court to be kept on file as a matter of record and reference.

Forcible Entry and Detainer-Eviction; a civil case in which the plaintiff is seeking to regain possession of leased.

Foreclosure-When a borrower cannot repay a loan on a piece of property, like a house or condominium, and the lender asks the court for an order to force the sale of the property.

Foreclosure other than Rule 120- A legal proceeding to terminate a mortgager's interest in property, instituted by the lender either to gain title or to force a sale in order to satisfy the unpaid debt secured by the property (See §38-38-701 C.R.S.).

Foreign judgment-Any judgment, decree, or order of a court of the United States or of any other courts outside of Colorado that should be honored and given effect by Colorado courts. (Civil protection orders issued by other states are not considered foreign judgments and have their own process and rules for enforcement, found in C.R.S. § 13-14-104.)

Forgery-A false document, signature, or other imitation of an object of value used with the intention to deceive another into believing it is the real thing.

Formal-Opening an estate after prior notice to Interested Persons.

Fraud-Intentionally deceiving someone and causing that person to suffer a loss.

Fugitive-A person who runs away to avoid arrest, prosecution or imprisonment.

Gag order-A judge's order prohibiting the attorneys and parties in a pending lawsuit or criminal prosecution from talking about the case to the media or the public.

Garnishee-The person or entity (often a bank or employer) that receives a court order garnishing wages or funds it owes to a debtor.

Garnishment-A court-ordered procedure for taking money or property from someone to satisfy a debt. For example, a debtor's wages might be garnished to pay child support, back taxes, or a lawsuit judgment.

*This is not an exhaustive list.

Trial Courts Glossary of Terms*

Good faith-Honestly and without deception.

Goods Sold and Delivered- A civil case in which the plaintiff claims that defendant purchased products, not services, but has failed to pay for them.

Grand jury-A panel of members of the public chosen from regular jury pool lists. This panel determines whether there is enough evidence to charge someone for a serious crime. Any charges issued by a grand jury are called indictments.

Green card-Also known as a permanent resident card. A Green Card holder is an immigrant who has become a lawful permanent resident of the U.S., and who can work legally, travel abroad and return, apply for permission for his/her spouse and children to immigrate to the U.S., and become eligible for citizenship.

Gross negligence-Refers to actions or inactions where there was a failure to use even the slightest amount of care in a way that shows recklessness or willful disregard for the safety of others.

Guardian-A person who is trusted by law with the care of another person or property of another, or both, as a minor or someone legally incapable of managing his or her own affairs.

Guardian ad litem-A court-appointed representative who is to defend or protect the interest of a person under legal disability, such as a child or incompetent individual involved in a legal court proceeding.

Guardianship-The office, duty, or authority of a guardian.

Habeas corpus-Latin phrase meaning "you have the body". A Writ of Habeas Corpus is an order to bring a person before the court.

Habitual offender-Also known as a "recidivist." A person who is convicted and sentenced for multiple crimes over a period of time and even after serving sentences of incarceration, demonstrating a tendency toward criminal conduct.

Harassment-Used in variety of legal contexts to describe words, gestures, and actions which tend to annoy, alarm and abuse (verbally) another person.

Hearing-Any proceeding before a judge or other magistrate without a jury in which evidence and/or argument is presented to determine some issue of fact or both issues of fact and law. While technically a trial with a judge sitting without a jury fits the definition, a hearing usually refers to brief sessions involving a specific question at some time prior to the trial itself.

Hearsay-A written or spoken statement that was made outside of the court by someone other than the person testifying about that statement.

Heir-Person entitled to the property of the Decedent under statutes of Intestate Succession.

*This is not an exhaustive list.

Trial Courts Glossary of Terms*

Heirs-Persons who are entitled by law to inherit the property of the deceased if there is no will specifying how the property should be divided.

Holographic will-An un-witnessed handwritten will. A few states, including Colorado, allow such documents to be admitted to probate, but most courts are very reluctant to accept them.

Homicide-The killing of one human being by the act, procurement, or omission of another. A person is guilty of criminal homicide if he purposely, knowingly, recklessly or negligently causes the death of another human being. Criminal homicide is murder, manslaughter or negligent homicide.

Hostile witness-A witness who testifies against the party who has called the person to testify. The hostile witness may be asked leading questions, as in cross-examination.

Hung jury-A divided jury that cannot agree on a unanimous verdict.

Illicit-Not permitted or allowed; unlawful.

Immaterial-Not essential or necessary, not important or pertinent; without weight; of no significance.

Immunity-Freedom from duty or penalty; exemption, as from serving in an office or performing duties that the law generally requires other citizens to perform.

Impanel-All the steps of determining and forming the jury in the trial of a particular case.

Impaired mental condition-A condition of the mind, caused by mental disease or defect, which does not rise to the level of insanity but prevents the person from forming the mental state required to find him or her guilty of the crime. If he or she is found not guilty because of impaired mental condition, they may be committed to the Department of Institutions.

Impeach-To accuse or deny or contradict. To call into question the truthfulness of a witness through other evidence that shows that the witness should not be believed.

Implied consent laws-Laws adopted by all states that apply to testing for alcohol in the blood, breath or urine. The principle underlying these laws is that any licensed driver who operates a vehicle has consented to submit to approved tests to show intoxication.

In camera-In chambers; in private. A cause is said to be heard *in camera* either when the hearing is had before the judge in his/her private room or when all spectators are excluded from the courtroom.

Inadmissible-Information which, under the established rules of evidence, cannot be admitted or received by the court.

Incapacitated person-A person who is unable to effectively receive and/or evaluate information or make or communicate decisions to such a degree that the individual lacks the ability to take care of his/her basic needs of physical health, safety or self-care.

*This is not an exhaustive list.

Trial Courts Glossary of Terms*

Incarceration-Imprisonment or confinement in a jail or prison.

Incest-Any person who knowingly marries, inflicts sexual penetration, or sexual intrusion on an ancestor or descendant, including a natural child, child by adoption, or stepchild twenty-one years of age or older, a brother or sister of the whole or half blood, or an uncle, aunt, nephew or niece of whole blood.

Incoming Registration of Support-A domestic case in which a person had a Support Order that was entered in another state and he/she wants to enforce the case here, generally to modify the support order or to issue garnishments or wage assignments.

Incompetent-When someone is unable or unqualified to do something. The term also refers to someone who lacks the legal ability to stand trial or to testify, i.e., unqualified to testify.

Indictment-The formal written accusation of a crime made by a grand jury and presented to a court for prosecution against the accused person; the act or process of preparing or bringing the formal written accusation.

Indigent-A person meeting certain standards of poverty and, thereby, qualifying for waiver of fees or court-appointed counsel.

Informal-Opening an estate without prior notice of Interested Persons.

Informed consent-A person's agreement to allow something to happen or made with full knowledge of the risks involved and the alternatives.

Infraction-A violation, usually of a rule or local ordinance and usually not punishable by jail time.

Infringement-An act that interferes with one of the exclusive rights of a patent, copyright or trademark owner.

Initial Status Conference-A date for you to come to court to meet with a Family Court Facilitator who will help you understand what you need to do during your case, answer your questions, and give you instructions about the next steps in your case. However, you will not be given any legal advice.

Injunctive Relief- Plaintiff asks the court to restrain or enjoin another party from taking an action that may cause harm or result in injury, loss or damage to the plaintiff. May also include a temporary protection order. (See C.R.C.P. 65).

Injunction-A court order directing a person to keep oneself from doing something or ordering the person to do something.

Intent-The state of mind accompanying an act, especially a forbidden act. While motive is the reason for doing some act, intent is the mental resolution or determination to do it.

*This is not an exhaustive list.

Trial Courts Glossary of Terms*

Interested persons-Person identified by Colorado Law who must be given notice of a court proceeding. The term may include heirs, children, spouse, devisees, beneficiaries, creditors, claimants and persons having priority to serve as personal representative, depending on the circumstances.

Interlocutory-Refers to an order, judgment or appeal, that is temporary and issued or taken while the case is still pending and is not final.

Interrogatories-A written set of questions, submitted to an opposing party in a lawsuit as part of discovery, or served on a judgment debtor by a judgment creditor trying to collect a debt. Interrogatories must be answered in writing and under oath.

Intervenor-A person who voluntarily enters into an action or other proceedings with the approval of the court.

Intestate-An estate in which the person (decedent) did not live a will.

Intestate formal-Formal probate proceedings, with no will involved, may be commenced by an interested person filing a petition and, after notice and hearing, the court enters an order, adjudicates intestacy, determines heirs and appoints a personal representative.

Intestate Informal- Informal probate proceedings, with no will involved, may be commenced by an interested person filing an application for informal appointment.

Intestate succession-By Colorado law, a list of who will inherit the property when someone dies without a will.

Irrevocable trust-A trust that cannot be terminated by the settlor (the person who created the trust) once it's created.

Jeopardy-The risk of conviction and punishment that a criminal defendant faces at trial.

Joinder-The combining of parties or claims in a single lawsuit. Joinder can be either necessary or permissive.

Joint tenancy-Ownership by two or more people of the same property. This property may be real estate, cash or other items.

Judgment-A court's final determination of the rights and obligations of the parties in a case. The term includes a decree and any order that can be appealed.

Judgment creditor-The person(s), company or group who should receive a specific amount of money according to the Court's order.

Judgment debtor-The person(s), company or group who owes a specific amount of money according to the Court's order.

Jurisdiction-A court's power to decide a case or issue a decree.

*This is not an exhaustive list.

Trial Courts Glossary of Terms*

Jury-A group of persons selected according to law and given the power to decide questions of fact and return a verdict in a court case.

Justice-The fair and proper administration of laws. It can also refer to a judge, especially of an appellate court.

Juvenile-A person who has not reached the age of majority, usually 18.

Juvenile delinquent-An underage person that has committed a crime in states where by law a minor lacks responsibility and may not be sentenced as an adult.

Legal Separation-A court order granting the right to live apart, with the rights and obligations of divorced persons, but without divorce. The order can include issues relating to child custody, alimony, child support, division of property and debts.

Letters-A document issued by the Court, identifying the authority of the Personal Representative.

Levy-A legal process to obtain property or cash from the judgment debtor to satisfy a judgment.

Liability-Any legal responsibility, duty or obligation.

Lien-A claim that a person has upon the property of another as security for a debt owed.

Litigant-A party to a lawsuit, one who is engaged in litigation, usually referred to active parties in a case.

Litigation-A lawsuit, legal action, including all proceedings therein.

Magistrate-A person other than a judge authorized by Colorado law or by Colorado court rules to make orders or judgments in court proceedings, like trials or hearings.

Maintenance-Maintenance is the new term for "alimony" or "spousal/partner support". Maintenance is financial support paid to a former spouse or partner.

Mandate-A command, order or direction, written or spoken which the court is authorized to give and a person is must obey.

May-In legal terms, "may" is defined as "optional" or "can".

Mechanics' Lien-Plaintiff has provided goods and/or services on a property (real property) for which he or she has not been paid and plaintiff has subsequently filed a lien against the property to ensure payment. (See §38-22-101 C.R.S.).

Mediation-A trained neutral person helps people involved in a court case reach their own solution.

*This is not an exhaustive list.

Trial Courts Glossary of Terms*

Minor-A person who does not have the legal rights of an adult. Someone who has not yet reached the age of majority which in most states is the age of 18.

Misdemeanor- A criminal offense punishable by a sentence in the county jail.

Mistrial-A trial ended before a verdict is reached because of a basic error that is harmful to the defendant.

Modification-Any change to a current court order or decree.

Money- A civil case in which the plaintiff claims a demand for money owed.

Money judgment-Part of a judgment that requires the payment of money by one party (the judgment debtor) to another (the judgment creditor).

Moot-An issue which no longer is important.

Motion-A written or oral request a party makes to the Court for a specified ruling or order.

Motion in limine-A written motion which is usually made before or after the beginning of a jury trial for a protective order against extremely harmful evidence.

Motion to suppress-A motion asking that allegedly secured illegal evidence be left out of the trial.

Nominee-The person seeking appointment as Personal Representative.

Notary Public-A person authorized by the state in which the person resides to certify documents. The signature and seal or stamp of a notary public is necessary to attest to the oath of truth of a person making an affidavit and to attest that a person has acknowledged that he/she executed a deed, power of attorney or other document, and is required for recording in public records

Note- A civil case in which the plaintiff claims defendant has signed a note (a borrower's legally binding written promise to repay a debt to a lender on a specified date) and has defaulted on the payment for that note.

Oath-A serious affirmation or promise to tell the truth or to take a certain action.

Order-A formal written direction given by a judge or magistrate.

Outgoing Registration of UIFSA- An administrative order filed by the Department of Health Services that they want to have enforced in another state.

Parental responsibility-This term includes both parenting time and decision-making responsibilities regarding the children. (The term "Custody" is no longer used.)

*This is not an exhaustive list.

Trial Courts Glossary of Terms*

Parental Rights-In the State of Colorado the freedom to decide who cares for children and how. Also includes the freedom to decide how to spend time with a son or daughter, including activities and time, in order to raise a child. Decisions about school, religion, and medical treatment are included.

Parenting plan-A written document that identifies decision-making responsibilities, parenting time, relocation, child support, and child tax exemption relating to the children in a divorce or custody case.

Parenting time-Also known as "**Visitation**". The right of a parent to spend time with their children by order of the Court.

Party-One of the participants in a lawsuit or other legal proceeding who has an interest in the outcome.

Paternity-A specific man being the natural or biological father of a child.

Payable on Death (POD)-A bank account that names a specific person as beneficiary of all funds once the account holder dies. Probate is not necessary.

Permanent Protection Order (PPO)-An order granting continuous protection to prevent assaults and threatened bodily harm, domestic abuse, emotional abuse and stalking.

Person in Interest-Property owner or other individual or group named as the landlord on a lease or person who has some sort of involvement or investment in the rental or home.

Personal representative-A person at least 21, resident or non-resident of Colorado, who has been appointed to administer the estate of the Decedent and may also be referred to as an Executor/Executrix.

Personal Service-Delivering a summons, complaint, or other legal document which must be served by handing it directly to the person named in the document.

Petition-A written application to the Court asking for specific action to be taken.

Petitioner-A person who is completing and filing a written Petition (application) with the Court

In Probate: A person who files a Petition for Formal Appointment of Personal Representative and/or Determination of Heirs.

Plaintiff-The person who starts a lawsuit. This person may also be known as "claimant", "petitioner", or "applicant".

Pleading-The formal presentation of claims and defenses by parties to a lawsuit. The specific papers by which the allegations of parties to a lawsuit are presented in proper form; specifically, the complaint of a plaintiff and the answer of a defendant plus any additional responses to those papers that are authorized by law.

*This is not an exhaustive list.

Trial Courts Glossary of Terms*

Power of Attorney-A written document in which one person appoints another person to act as an agent on his or her behalf, giving authority to perform certain acts or functions.

Preuptial agreement-A written agreement setting out terms of the relationship for the division of property and financial issues for a couple who are about to live together or marry should the relationship or marriage later be dissolved.

Pro bono-For the good; used to describe work or services done or performed free of charge.

Pro se- (pronounced pro say) Latin phrase that means "for himself." A person who represents himself in court alone without the help of a lawyer is said to appear pro se.

Probate-A type of court case or area of law that focuses on guardianships, conservatorships, or division of a person's property after death.

Process Server-A person who serves or delivers legal paperwork.

Promissory note-A written document in which a borrower agrees (promises) to pay back money to a lender according to specified terms

Public Administrator Statement-A type of probate filing. The public administrator files statements of accounts in small estates.

Public Notice-Document which is submitted to the local newspaper (that must meet the qualifications of a legal publication) to publish notice of a requested name change.

Public Trustee-In Colorado, an individual appointed by the Governor that keeps deeds of trusts related to real estate, handles the sale of foreclosed real estate, and collects taxes related to real estate. A public trustee is appointed in each county or the treasurer in the county acts as public trustee.

Public Utilities Commission- A review of a decision by the Public Utilities Commission for the purpose of having the lawfulness of the final decision inquired into and determined. (See §40-6-115 C.R.S.).

Publication-A method of providing legal notice, conveying or making information generally known to the public, usually by means of an approved newspaper in the appropriate county or district.

Real property-Land and all the things that are attached to it, like a garage or barn. Anything that is not real property is personal property. Personal property is anything that isn't nailed down, dug into, or built onto the land. A house is real property, but a dining room set is not.

Registered Agent-A person authorized to accept Service of Process for a corporation.

Registration of Foreign Decree- When a party to a domestic relations case, filed in another state, seeks to register (or file) an out-of-state case into the State of Colorado for purposes of enforcement. (See §14-11-101 C.R.S.).

*This is not an exhaustive list.

Trial Courts Glossary of Terms*

Replevin-Legal way to get property back from a person who has wrongfully taken or kept property. You must have had or have the right to keep to the property.

Respondent-A person who has been named in a court case, and was served legal documents that were started and given to the Court by another person, known as the "Petitioner". If the Respondent wishes to have a say in the case they must file or give a response to the Court.

Return of Service-Written proof under oath by a process server saying that they delivered legal documents (such as a summons and complaint). "Return of Service" is also referred to as "Proof of Service".

Right of Survivorship-When property is owned by two or more people and one of the owners dies, his or her share goes to the remaining owners without needing to open a probate case.

Rule 105 Quiet Title- Plaintiff asks the court to determine the rights of all parties with respect to real property and its possession (See C.R.C.P. 105 and C.R.C.P. 105.1(b)).

Rule 106 Writs/Contempt-A civil case brought in district court that allows for relief to be obtained in the following instances: 1) where any person not being committed or detained for any criminal or supposed criminal matter is illegally confined or restrained; 2) to compel a lower judicial body, governmental body, corporation, board, officer or person to perform an act which the law specially enjoins as a duty resulting from an office, trust, or station, or to compel the admission of a party to the use and enjoyment of a right or office to which he is entitled, and from which he is unlawfully precluded; 3) when any person usurps, intrudes into, or unlawfully holds or exercises any office or franchise; 4) where any governmental body or officer or any lower judicial body exercising judicial or quasi-judicial functions has exceeded its jurisdiction or abused its discretion, and there is no remedy otherwise provided by law.

Rule 120 Deed of Trust- A party holding interest in property through an instrument in which there is default on the instrument, may ask the court to order the property sold by the public trustee (See C.R.C.P. Rule 120).

Satisfaction of Judgment-The document stating the Judgment Debtor has satisfied (paid) the judgment. If the judgment has been paid, this document must be filed by the Judgment Creditor with the Clerk of Court in order to remove the judgment from credit reports as being unpaid. The satisfaction can be "Full" or "Partial".

Security Agreement-A contract between a lender and borrower that states that the lender can repossess the property a person has offered as collateral if the loan is not paid as agreed.

Self-represented Litigant-Also known as a Pro Se Party. A person who represents himself or herself in court without the help of a lawyer.

Separation Agreement-Written arrangements concerning custody or parental obligation, child support, spousal maintenance (alimony), and property division made by a married couple who are usually about to obtain a divorce or legal separation

*This is not an exhaustive list.

Trial Courts Glossary of Terms*

Serve-To give court paperwork that starts a court case or is part of a court case to the person that is being sued or the other person in the case. This is done by a person who isn't involved in the case or a sheriff or private process server. The person starting the case **cannot** deliver the paperwork.

Service of Process

The official act by which a party is notified that a court action has been filed against them. They are personally served with a copy of the document(s) filed and information as to the steps they should take in order to respond to the court action.

Services Rendered- A civil case in which a party performs a service but is not compensated as agreed.

Settle-To reach an agreement.

Settlement-The resolution or compromise by the parties in a civil lawsuit.

Settlement Conference-An informal assessment and negotiation session conducted by a legal professional who hears both sides of the case, may advise the parties on the law and precedent relating to the dispute, and suggest a settlement. An informal assessment and negotiation session conducted by a legal professional who hears both sides of the case, may advise the parties on the law and precedent relating to the dispute, and suggest a settlement.

Shall-In legal terms, “shall” is defined as “required”.

Single Transaction-A type of probate filing in which the court, without appointing a conservator, may enter an order to authorize, direct or ratify any transaction necessary or desirable for the best interests of the protected person.

Special Administrator Formal- A type of probate filing. A Special Administrator may be appointed by the Court on Petition of any interested person and finding, after notice and hearing, that appointment is necessary to preserve the estate or secure its proper administration, including when a personal representative cannot or should not act. (See §15-12-614 C.R.S.).

Special Administrator Informal-A type of probate filing. A Special Administrator may be appointed informally by the Registrar on application of any interested person when necessary to protect the estate of a decedent prior to the appointment of a general personal representative or if a prior appointment has been terminated. (See §15-12-614 C.R.S.) Note there is a general policy in most courts to accept only formal proceedings.

Special District- Persons proposing the organization of a special district (i.e. water, fire protection, metropolitan, park & recreation, sanitation etc.) may petition the court for the organization of the district. (See §32-1-301 C.R.S.).

Specific Performance-A civil case in which the plaintiff claims that a contract exists between parties and one party has failed to perform the conditions of the contract. The plaintiff asks the court to order that the conditions of the contract be performed.

*This is not an exhaustive list.

Trial Courts Glossary of Terms*

Statute of Limitations-Laws setting deadlines for filing lawsuits within a certain time after events occur that are the source of a claim.

Stay-An order stopping a judicial proceeding or execution of a judgment.

Stipulation-An agreement by opposing lawyers on any matter. Most stipulations must be in writing.

Strict Liability-A concept applied by courts in product liability cases in which a seller is liable for any and all defective or hazardous products that unduly threaten a consumer's personal safety.

Subpoena-An order to a witness to appear and testify at a specified time and place.

Subpoena Duces Tecum-Latin meaning, "bring with you". Subpoena duces tecum seeks not the appearance of a person before a court but the surrender of a thing (document or some other evidence) by its holder, to the court, to serve as evidence in a trial.

Summation-The closing argument in a trial.

Summons-(1)An order to a sheriff or other officer to notify a named person that a civil action has been commenced against him or her and that he or she is required to appear within a specified period and answer the complaint.(2) A written order or notice directing that a person appear before a designated court at a stated time and place and answer to a charge against him or her. (3) The document initiates all civil law suits and is referred to as process.

Supersedeas Bond-A bond required of a party who asks to set aside a judgment or execution and from which the other party may be paid if the action is unsuccessful.

Sworn Financial Statement-A written document that contains financial information to include monthly income, expenses, debts, and value of assets.

Temporary Injunction-An automatic Court order in place until the Decree is entered or until further order of the Court. The order prevents the transfer of property, ending of insurance coverage, etc. without the permission of the other person in the case.

Temporary Order-Written paperwork from the Court, short-term, to deal with issues such as spousal maintenance (alimony), child support, or financial responsibilities until the final decree of divorce is made.

Temporary Protection Order (TPO)-Short-term written paperwork from the court granted without notice or hearing. A Temporary Protection Order (TPO) keeps one party from the other until the court can hear more evidence and decide whether to issue a permanent protection order.

Tenants in Common-Property that is owned by two or more people. When one person dies his or her part of the property goes to his or her estate rather than to the remaining co-owners. A probate case may be necessary.

*This is not an exhaustive list.

Trial Courts Glossary of Terms*

Termination (terminated case)-A case in which all outstanding issues have been resolved; a case that has reached final resolution.

Testate-Estate in which the person who died left a will.

Testate Formal- A probate filing. A formal proceeding for adjudication regarding the priority or qualification of one who is an applicant for appointment as personal representative, or of one who previously has been appointed personal representative in informal proceedings, or if an issue concerning the testacy of the decedent is or may be involved (See §15-12-414 C.R.S.).

Testate Informal- A probate filing. An informal probate of will and informal appointment of personal representative.

Testator-The person who makes a will.

Testimony-The statements made by a witness, under oath, usually related to a legal proceeding; evidence given by a witness under oath or affirmation, as distinguished from evidence from writing and other sources.

Tort-An injury or wrong committed, with or without force, against someone or their property.

Transcript of Judgment-A one-page document from the Court that gives the name of the Judgment Debtor (person or company who owes money), Judgment Creditor (the person or company who is owed money) and the date and amount of the judgment.

Transferable on Death (TOD)-Naming beneficiaries to receive your money and property when you die without filing a probate case.

Traverse-A denial; where a Defendant denies any important claim of fact in the Plaintiff's statement.

Trust-Property given to a trustee to manage for the benefit of another person. Generally, the beneficiary gets interest and dividends on the trust assets for a set number of years.

Trustee-Person or group that supervises and manages a trust.

Uniform Veterans Guardianship-Act: A type of probate filing, commonly referred to as a UVGA case, which applies to beneficiaries of monies from the Veteran's Administration. The word guardian and guardianship is used but in essence this is a conservatorship and essentially treated as a conservatorship.

Valid Claim-A grievance that can be resolved by legal action.

Verdict-The opinion rendered by a jury, or a judge where there is no jury, on a question of fact. A verdict differs from a judgment in that a verdict is not a judicial determination, but is a finding of fact.

*This is not an exhaustive list.

Trial Courts Glossary of Terms*

Vicarious Liability-When one person is liable for the negligent actions of another person, even though the first person was not directly responsible for the injury. For instance, a parent sometimes can be vicariously liable for the harmful acts of a child and an employer sometimes can be vicariously liable for the acts of a worker.

Victim-Any person aggrieved by the conduct of an offender. For a complete listing of who may be considered a victim, please see Section 18-1.3-602(4) of the Colorado Revised Statutes.

Wage execution-The act of taking a person's wages to satisfy a judgment. Also known as garnishment.

Waiver-The intentional and voluntary relinquishment of a legal right.

Waiver of Service-A voluntary acceptance of service by the Respondent giving up his or her right to proof of service or service of future court documents or notices of hearings from the Petitioner.

Warrant-An order issued by the court ordering any peace officer to arrest the person named or described in the order.

Warrantless Arrest-An arrest of a person without a warrant. It is generally permissible if the arresting officer has reasonable grounds to believe that the person has committed a felony or if the person has committed a misdemeanor amounting to a breach of the peace.

Witness-One who testifies under oath as to what she/he has seen, heard or otherwise observed.

Writ-An order issued from a court requiring the performance of a specified act or giving authority to have it done.

Writ of Attachment-A writ used to enforce obedience to an order or judgment of the court by taking property.

Writ of Certiorari-An order by the appellate court that is used when the court has discretion on whether or not to hear an appeal. If the writ is denied, the court refused to hear the appeal and, in effect, the judgment below stands unchanged. If the writ is granted, then it has the effect of ordering the lower court to certify the record and send it up to the higher court that will use its discretion to hear the case.

Writ of Execution-An order from the court to put in force the judgment or decree of a court by taking property of the person who owes money to pay a debt.

Writ of Habeas Corpus- Plaintiff claims that he or she has been illegally confined.

*This is not an exhaustive list.