

*Colorado Judicial Branch
Annual Statistical Report
Fiscal Year 2022*



Table of Contents

Chief Justice Introduction

| | |
|--------------------------------------|-----|
| Forward | i |
| Colorado Judicial Districts Map..... | ii |
| Organizational Chart | iii |

I. Supreme Court

| | |
|---|---|
| List of Supreme Court Justices | 1 |
| Supreme Court Narrative | 2 |
| Table 1: Supreme Court Caseload, FYs 1979 to 2022..... | 3 |
| Table 2: Distribution of Case Filings in the Supreme Court FYs 1992 to 2022 | 4 |
| Table 3: Distribution by Type of Case Filed in the Supreme Court, FY End 2022 | 5 |
| Table 4: Distribution of Case Terminations, FYs 1978 to 2022 | 6 |
| Table 5: Supreme Court Written Opinions, FYs 2006 to 2022 | 7 |
| Table 6: Distribution of Supreme Court Cases at Issue, End of FY 2022..... | 8 |
| Table 7: Distribution of Supreme Court Cases Not at Issue, End of FY 2022 | 8 |

II. Court of Appeals

| | |
|---|----|
| List of Court of Appeals Judges | 9 |
| Court of Appeals Narrative | 10 |
| Table 8: Colorado Court of Appeals New Filings by Case Type FY 2022 | 11 |
| Chart A: Colorado Court of Appeals New Filings by Case Type FY 2022..... | 11 |
| Chart A1: Colorado Court of Appeals New Filings by Sub-Category Type FY 2022..... | 12 |
| Table 9: Colorado Court of Appeals Dispositions FY 2022..... | 13 |
| Chart B: Colorado Court of Appeals Dispositions FY 2022 | 13 |
| Table 10: Colorado Court of Appeals Pending Caseload FY 2022 | 14 |
| Chart C: Colorado Court of Appeals Pending Caseload FY 2022 | 14 |
| Table 11: Colorado Court of Appeals Pending Docket FY 2022 | 15 |

Table of Contents

III. District Court

| | |
|---|--------|
| List of District Court Judges | 16 |
| List of Court Executives | 17 |
| District Court Narrative | 18 |
| Chart 1 and 2: District Court Case Filings: Proportion of Cases by Class, Ten Year Comparison FY 2013 and FY 2022 | 19 |
| Table 12: District Court Filings, Terminations and Percent Change for FY 2021 and FY 2022..... | 20 |
| Table 12 Chart: New Case Filings by Case Class FY 2021 Versus FY 2022..... | 21 |
| Table 13: District Court Caseload FY 2013 to FY 2022..... | 22 |
| Table 13 Chart: District Court New Cases Filed FY 2013 through FY 2022..... | 23 |
| Table 14: District Court New Filings, Terminations and Percent Change by Judicial District FY 2021 and FY 2022..... | 24 |
| Table 14 Chart: District Court New Case Filings by Judicial District Comparison FY 2021 and FY 2022.. | 25 |
| Table 15: District Court Filings and Terminations..... | 26-28 |
| Table 16: Number of Court and Jury Trials Held in District Court..... | 29-30 |
| Table 16 Chart: Number of Court and Jury Trials Held in District Court Comparison FY2021 and FY2022 | 31 |
| Table 17: District Court Civil Filings by Case Type FY 2022..... | 32-55 |
| Table 18: District Court Criminal Filings by Case Type FY 2022 | 56-64 |
| Table 19: DUI-Felony Filings by District FY 2016 to FY 2022..... | 65 |
| Table 19 Chart: DUI-Felony Filings by District FY 2016 through 2022 | 66 |
| Table 20: District Court Domestic Relations Filings by Case Type FY 2022..... | 67-69 |
| Table 21: District Court Juvenile Filings by Case Type FY 2022..... | 70-78 |
| Table 22: District Court Juvenile Delinquency Filings by Case Type FY 2022..... | 79-90 |
| Table 23: District Court Mental Health Filings by Case Type FY 2022 | 91-96 |
| Table 24: District Court Probate Filings by Case Type FY 2022 | 97-105 |

IV. County Court

| | |
|-----------------------------------|-----|
| List of County Court Judges | 106 |
| County Court Narrative | 107 |

Table of Contents

| | |
|---|----------------|
| Chart 3 and 4: County Court Filings- Proportion of Cases by Class, Ten Year Comparison FY 2013 and FY 2022 | 108 |
| Table 25: County Court Filings, Terminations and Percent Change for FY 2021 and FY 2022 | 109 |
| Table 25 Chart: FY 2021 Versus FY 2022 | 110 |
| Table 26: County Court Caseload FY 2013 to FY 2022..... | 111 |
| Table 26 Chart: County Court New Case Filings FY 2013 through FY 2022 | 112 |
| Table 27: County Court Filings, Terminations and Percent Change by Judicial District..... | 113 |
| Table 27 Chart: County Court New Case Filings by Judicial District FY 2021 Versus FY 2022..... | 114 |
| Table 28: County Court Filings and Terminations by Case Class FY 2022 | 115-117 |
| Table 29: Court and Jury Trials for County Court FY 2022..... | 118-120 |
| Table 29 Chart: Number of Court and Jury Trials Held in County Court FY 2022 | 121 |
| Table 30: County Court DUI/DWAI Filings by District FY 2013 to FY 2022..... | 122 |
| Table 30 Chart: DUI/DWAI New Filings FY 2013 to FY 2022 | 123 |
| Table 31: County Court Civil Filings by Case Type FY 2022..... | 124-126 |
| Table 32: County Court Misdemeanor Filings by Case Type FY 2022 | 127-138 |
| Table 33: County Court Small Claims Filings by Case Type FY 2022 | 139-141 |
| Table 34: County Court Traffic Filings by Case Type FY 2022 | 142-144 |

V. Water Court

| | |
|---|------------|
| List of Water Court Judges..... | 145 |
| Water Court Narrative | 146 |
| Table 35: Filings, Claims and Percent Change by Water Division for FY 2021 and FY 2022 | 147 |

VI. Office of Dispute Resolution

| | |
|---|----------------|
| Office of Dispute Resolution Narrative..... | 148-149 |
| Table 36: ADR Services Provided by Case Type and Disposition Percentage, FY 2022 | 150 |
| Table 37: ADR Services Provided by District and Case Type, FY 2022 | 151 |
| Table 38: Mediation Services Provided by District and Case Type, FY 2022..... | 152 |

Table of Contents

VII. Office of Language Access

| | |
|---|---------|
| Office of Language Access Narrative | 153 |
| Table 39: Top 10 Language Totals by District | 154-155 |

VIII. Financial Information

| | |
|--|---------|
| Budget/Financial Narrative | 156 |
| Chart D: FY 2022 Total State Appropriation | 157 |
| Chart E: FY 2022 Judicial Appropriation by Agency | 157 |
| Chart F: FY 2022 Judicial Appropriation Major Cost Category | 158 |
| Chart G: FY 2022 Judicial Appropriation Major Function | 158 |
| Collections Narrative | 159 |
| Table 40: Collections and Revenue | 160-161 |
| Chart H: Restitutions Collections | 162 |
| Chart I: Restitution Assessments and Totals Collected to Date | 163-177 |
| Chart J: Restitution Interest Collections | 178 |

IX. Colorado Probation

| | |
|---|-----|
| List of Chief Probation Officers | 179 |
| Probation Overview Narrative | 180 |
| Chart 5: Probation Active Population on June 30th, Ten Year Comparison | 180 |
| Table 41: Grand Totals – Probation Adult Regular, Private, Juvenile Regular, Intensive Programs, Monitoring and Investigations FY 2021 and FY 2022 | 181 |
| Chart 6: Probation Active Population on June 30th FY 2021 compared to FY 2022 | 182 |
| Table 42: Colorado Adult Probation State Regular and Private Combined Successful/Unsuccessful Terminations FY 2022 | 183 |

Table of Contents

Adult Regular Probation

| | |
|---|-----|
| Narrative | 184 |
| Chart 7: New Adult Probationers by Gender-Ten Year Comparison | 185 |
| Chart 8: New Adult Probationers by Offense Type-Ten Year Comparison | 185 |
| Chart 9: New Adult Probationers by Age-Ten Year Comparison | 186 |
| Chart 10: New Adult Probationers by Ethnicity-Ten Year Comparison | 186 |
| Table 43: Adult Regular Probation: FY 2022 Investigations: | 187 |
| Table 44: Adult Regular Probation: FY 2022 New Clients by Offense Type | 188 |
| Table 45: Adult Regular Probation: FY 2022 New Clients by Court of Origin | 189 |
| Table 46: Adult Regular Probation: FY 2022 New Clients by Supervision Type | 190 |
| Table 47: Adult Regular Probation: FY 2022 New Clients by Gender | 191 |
| Table 48: Adult Regular Probation: FY 2022 New Clients by Age | 192 |
| Table 49: Adult Regular Probation: FY 2022 New Clients by Ethnic Group | 193 |
| Table 50: Adult Regular Probation: FY 2022 Successful/Unsuccessful Terminations | 194 |
| Table 51: Adult Regular Probation: FY 2022 All Probation Supervision Closure Types | 195 |
| Table 52: Adult Regular Probation: FY 2022 Type of Revocation | 196 |
| Table 53: Adult Regular Probation: FY 2022 Length of Stay | 197 |
| Table 54: Adult Regular Probation: FY 2022 State Adult Regular and Private Probation Active Clients on June 30, 2022 | 198 |
| Table 55: Adult Regular Probation: FY 2022 Active Client Risk Levels on June 30, 2022 | 199 |
| Table 56: Adult Regular Probation: FY 2022 Regular Adult, Domestic Violence and Sex Offender Client Risk Levels on June 30, 2022 | 200 |
| Table 57: Adult Regular Probation: FY 2022 Problem Solving Court, Mental Health and Economic Crime Caseloads Client Risk Levels on June 30, 2022 | 201 |

Private Probation

| | |
|---|-----|
| Narrative | 202 |
| Table 58: Private Probation: FY 2022 New Clients by Supervision Type | 203 |
| Table 59: Private Probation: FY 2022 New Clients by Gender | 204 |
| Table 60: Private Probation: FY 2022 New Clients by Age | 205 |
| Table 61: Private Probation: FY 2022 New Clients by Ethnic Group | 206 |

Table of Contents

| | |
|--|-----|
| Table 62: Private Probation: FY 2022 Successful/Unsuccessful Terminations | 207 |
| Table 63: Private Probation: FY 2022 All Closure Types | 208 |
| Table 64: Private Probation: FY 2022 Type of Revocation | 209 |
| Table 65: Private Probation: FY 2022 Length of Stay | 210 |
| Table 66: Private Probation: FY 2022 Active Client Risk Levels on June 30, 2022 | 211 |

Juvenile Regular Probation

| | |
|--|-----|
| Narrative | 212 |
| Chart 11: New Juvenile Regular Probationers by Gender-Ten Year Comparison | 213 |
| Chart 12: New Juvenile Regular Probationers by Offense Type –Ten Year Comparison | 213 |
| Chart 13: New Juvenile Regular Probationers by Age-Ten Year Comparison | 214 |
| Chart 14: New Juvenile Regular Probationers by Ethnicity – Ten Year Comparison | 214 |
| Table 67: Juvenile Regular Probation: FY 2022 Investigations | 215 |
| Table 68: Juvenile Regular Probation: FY 2022 New Clients by Offense Type | 216 |
| Table 69: Juvenile Regular Probation: FY 2022 New Clients by Supervision Type | 217 |
| Table 70: Juvenile Regular Probation: FY 2022 New Clients by Gender | 218 |
| Table 71: Juvenile Regular Probation: FY 2022 New Clients by Age | 219 |
| Table 72: Juvenile Regular Probation: FY 2022 New Clients by Ethnic Group | 220 |
| Table 73: Juvenile Regular Probation: FY 2022 Successful/Unsuccessful Terminations | 221 |
| Table 74: Juvenile Regular Probation: FY 2022 All Probation Supervision Closure Types | 222 |
| Table 75: Juvenile Regular Probation: FY 2022 Type of Revocation | 223 |
| Table 76: Juvenile Regular Probation: FY 2022 Length of Stay | 224 |
| Table 77: Juvenile Regular Probation: FY 2022 Active Client Risk Levels on June 30, 2022 | 225 |
| Table 78: Juvenile Regular Probation: FY 2022 Active Regular Juvenile and Juveniles Who Have Committed Sexual Offenses Client Risk Levels on June 30, 2022 | 226 |
| Table 79: Juvenile Regular Probation: FY 2022 Active Problem-Solving Court and Mental Disorder Client Risk Levels on June 30, 2022 | 227 |

Table of Contents

Intensive Probation Programs:

| | |
|--|-----|
| Narrative | 228 |
| Chart 15: Probation intensive Program Active Population as of June 30-Ten Year Comparison | 228 |

LS-Adult Intensive Supervision Probation (LSIP):

| | |
|---|-----|
| Narrative | 229 |
| Table 80: FY 2022 LS-Adult Intensive Supervision (LSIP) New Clients by Order Type | 230 |
| Table 81: FY 2022 LS-Adult Intensive Supervision (LSIP) Successful/Unsuccessful Terminations | 231 |
| Table 82: FY 2022 LS-Adult Intensive Supervision (LSIP) Discharges | 232 |
| Table 83: FY 2022 LS-Adult Intensive Supervision (LSIP) Type of Revocation | 233 |

CC-Adult Intensive Supervision Probation (CCIP)

| | |
|---|-----|
| Narrative | 234 |
| Table 84: FY 2022 CC-Adult Intensive Supervision (CCIP) New Clients by Order Type | 235 |
| Table 85: FY 2022 CC-Adult Intensive Supervision (CCIP) Successful/Unsuccessful Terminations | 236 |
| Table 86: FY 2022 CC-Adult Intensive Supervision (CCIP) Discharges | 237 |
| Table 87: FY 2022 CC-Adult Intensive Supervision (CCIP) Type of Revocation | 238 |

Sex Offender Intensive Supervision Probation (SOISP):

| | |
|---|-----|
| Narrative | 239 |
| Table 88: FY 2022 Sex Offender Intensive Supervision (SOISP) New Clients by Order Type | 240 |
| Table 89: FY 2022 Sex Offender Intensive Supervision (SOISP) Successful/Unsuccessful Terminations | 241 |
| Table 90: FY 2022 Sex Offender Intensive Supervision (SOISP) Discharges | 242 |
| Table 91: FY 2022 Sex Offender Intensive Supervision (SOISP) Type of Revocation | 243 |

Juvenile Intensive Supervision Probation (JISP):

| | |
|--|-----|
| Narrative | 244 |
| Table 92: FY 2022 Juvenile Intensive Supervision (JISP) New Clients by Order Type | 245 |

Table of Contents

| | |
|---|-----|
| Table 93: FY 2022 Juvenile Intensive Supervision (JISP) Successful/Unsuccessful Terminations | 246 |
| Table 94: FY 2022 Juvenile Intensive Supervision (JISP) Discharges..... | 247 |
| Table 95: FY 2022 Juvenile Intensive Supervision (JISP) Type of Revocation | 248 |

Intensive Programs Summary:

| | |
|--|-----|
| Table 96: FY 2022 Intensive Programs Transition to Regular Probation | 249 |
| Table 97: FY 2022 Intensive Programs Active Client Summary on June 30, 2022 | 250 |

Victim Services:

| | |
|--|-----|
| Narrative | 251 |
| Table 98: Summary of Victim Services FY 2018 to FY 2022 | 252 |
| Table 99: FY 2022 Victims Services Notifications | 253 |
| Table 100: FY2022 Victim Services Notification of Critical Probation Events | 254 |

Alcohol and Drug Driving Safety Programs (ADDS):

| | |
|---|-----|
| Narrative | 255 |
| Table 101: ADDS: FY 2022 New State DUI/DWAI Monitored Clients | 256 |
| Table 102: ADDS: FY 2022 New State DUI/DWAI Monitored Clients by Gender | 257 |
| Table 103: ADDS: FY 2022 New State DUI/DWAI Monitored Clients by Ethnic Group | 258 |
| Table 104: ADDS: FY 2022 New State DUI/DWAI Monitored Clients by Age | 259 |
| Table 105: ADDS: FY 2022 State DUI/DWAI Monitored State Successful/Unsuccessful Terminations | 260 |
| Table 106: ADDS: FY 2022 State DUI/DWAI Monitored Clients Closure Types | 261 |
| Table 107: ADDS: FY 2022 State DUI/DWAI Monitored Clients Type of Revocation | 262 |
| Table 108: ADDS: FY 2022 State DUI/DWAI Monitored Clients Length of Stay | 263 |
| Table 109: ADDS: FY 2022 Total Active State DUI/DWAI Monitored Clients on June 30, 2022..... | 264 |

X. Glossary of Terms

| | |
|-----------------------------|---------|
| Probation: | 265-267 |
| Supreme Court: | 268-269 |

Table of Contents

Trial Courts: 270-295

Colorado Supreme Court

Brian D. Boatright **Chief Justice**

I am pleased to present the Judicial Department's annual statistical report, providing data on probation programs and the numbers and types of cases filed and resolved in Colorado's courts during the fiscal year that ended June 30, 2022.

I'm honored and humbled to continue to lead the Department through difficult times. When I was selected to be the next Chief Justice, I hoped that my background as a trial court judge would assist our courts and probation departments confront and emerge from COVID impacts and backlog. At the time, I (and probably most everyone) believed that by mid-2022 COVID would be behind us and our focus would be on resuming operations and reducing backlogs. Unfortunately, it is not. Through collaboration, creativity, and good old hard work, our courts and probation departments have continued to provide a safe forum to resolve disputes, conduct jury trials, and supervise offenders. We have made progress in reducing our jury trial backlog, and we will continue to prioritize criminal jury trials as long as we can do so safely. I am proud of the work we have done and the work we will do to recover from the pandemic.

A number of major legislative changes became effective during the pandemic or during this fiscal year. Those changes are expected to impact our filings and workload, although the concurrent COVID impacts have hindered our ability to determine the actual impacts of legislative changes. The data in this report may be useful in beginning to analyze legislative impacts. We will continue to pay attention to the data in the coming years, as we expect it will be important in informing criminal justice policy. The data in this report also shows an increase in eviction filings. This was expected with the expiration of state and federal eviction moratoria, and the legislature will no doubt be interested in the trends we are seeing in these cases.

As with last year, the data on court filings in this year's report is not reflective of the workload for our judges, staff, and probation departments. Although the raw number of filings has not recovered from what they were pre-pandemic, the workload associated with each filing is higher. Remote proceedings are more convenient for many litigants and attorneys, but they take more time for judicial officers and court staff. Filings are still down, but our judges and staff are busier than ever.

The data in the annual report is valuable and interesting. However, they measure filing data in an environment subject to external factors we have never experienced before. The coming years will provide more reliable data on filings and the impact of policy decisions of the legislature.

I am very proud of our judges and staff and the manner in which they continue to rise to the challenges of the past few years and the challenges we face today.

Foreword

The Colorado Judicial Branch joins the Legislative and Executive branches to form the government of the State of Colorado. The Judicial Branch is charged with two responsibilities: resolving disputes and supervising offenders on probation.

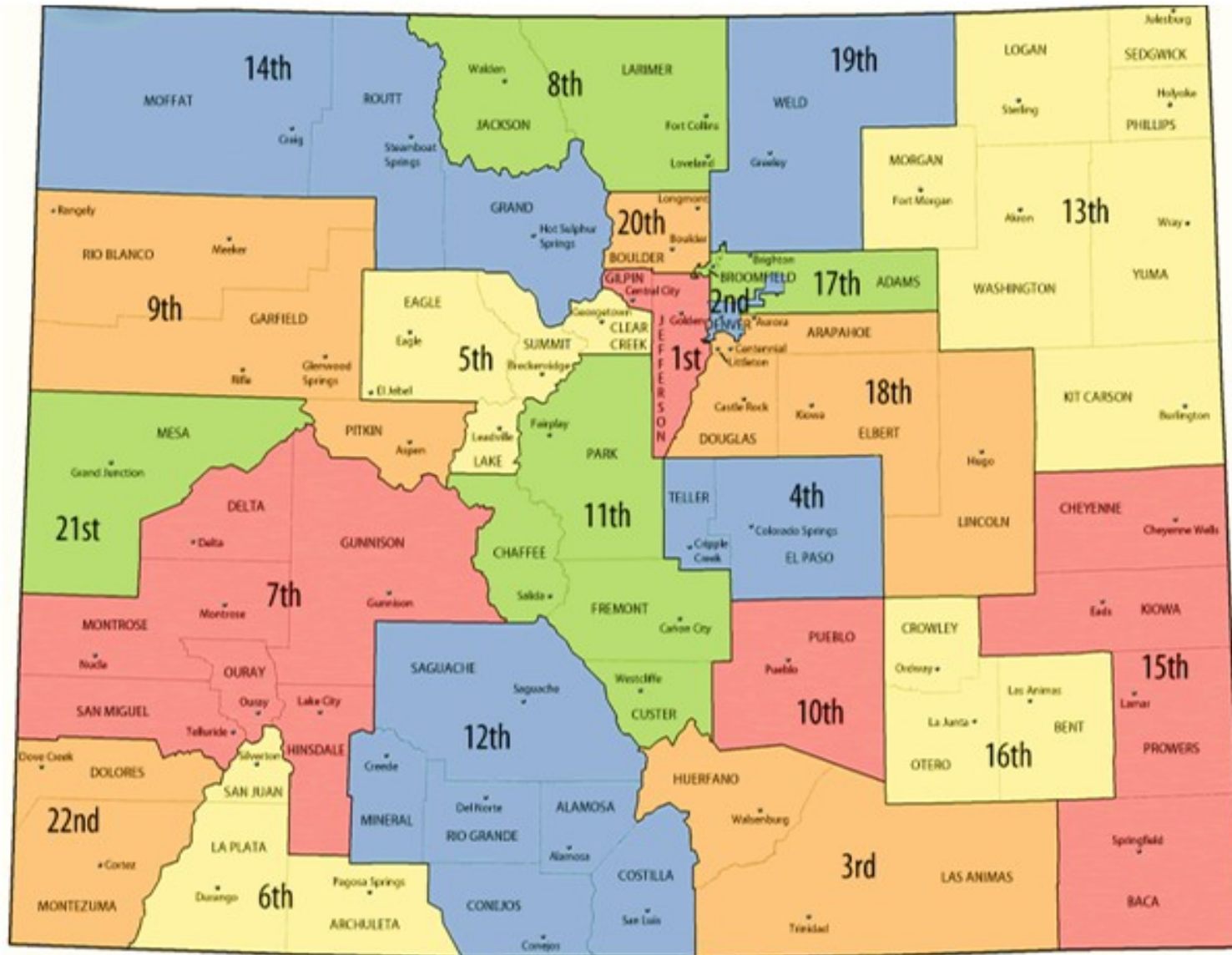
The Colorado Judicial Department Annual Statistical Report for Fiscal Year 2022 provides information about the Colorado state courts. Profiled in this report are caseload statistics for the Colorado Supreme Court, Court of Appeals, District Courts, County Courts, Water Courts, as well as summarized financial information for the Judicial Department.

All references in this report reflect data gathered for Fiscal Year 2022 (July 1, 2021 through June 30, 2022), unless otherwise specified. This report is also available electronically by accessing the Colorado Judicial Department's Web site by clicking the following link [Annual Statistical Report](#) or entering the following address in your web browser.

(<https://www.courts.state.co.us/Administration/Unit.cfm?Unit=annrep>).

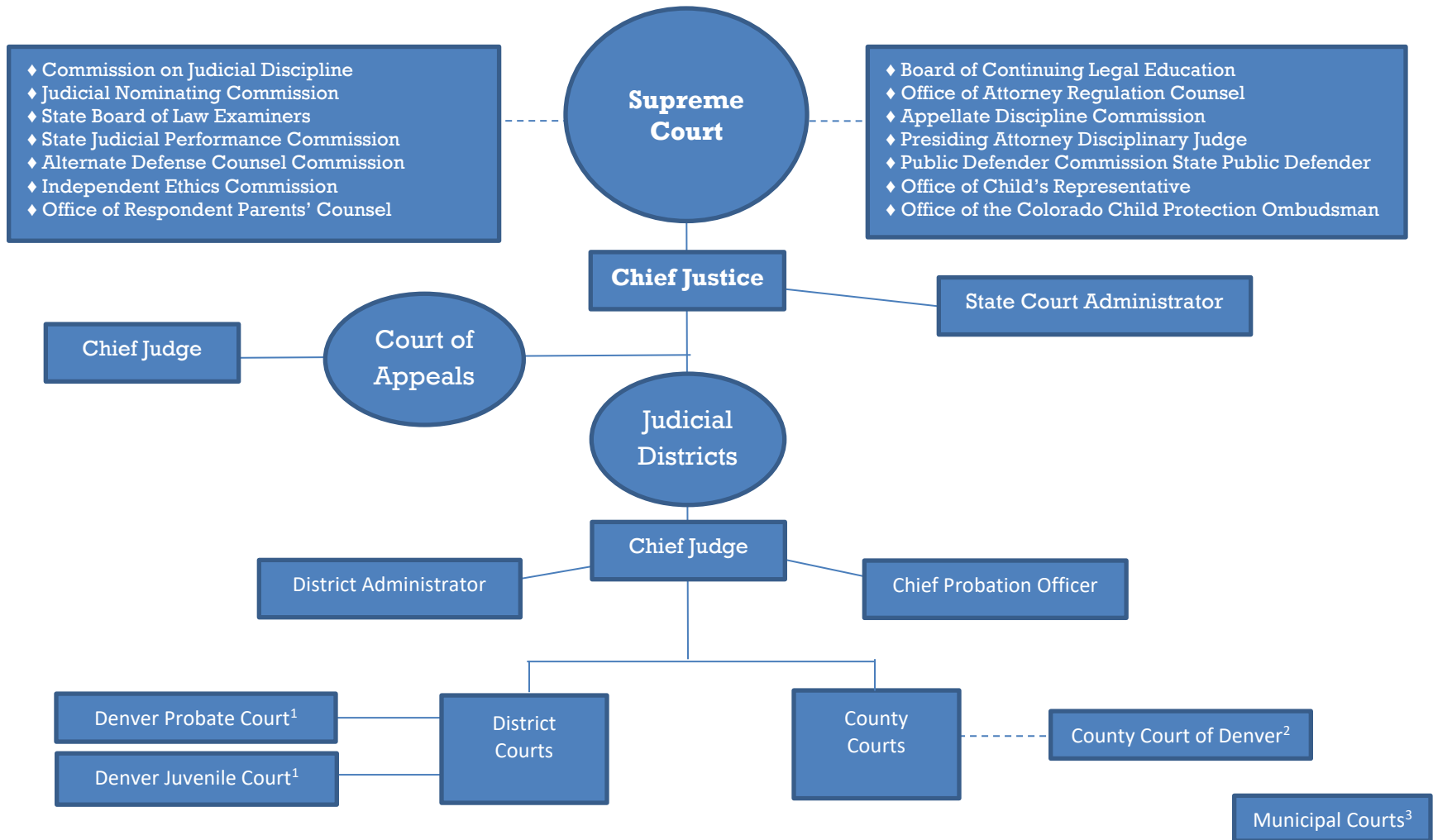
If you need additional information regarding this document, please contact the Office of the State Court Administrator, Court Services Division or Division of Probation Services at (720) 625-5000.

Colorado Judicial Districts



Organization Chart of the Judicial Branch

The Colorado court system consists of the Supreme Court, an intermediate Court of Appeals, district courts and county courts. Each county has both a district court and a county court. Special probate and juvenile courts created by the Colorado Constitution exist in the City and County of Denver. Colorado statutes also authorize locally funded municipal courts with jurisdiction limited to municipal ordinance violations.



1. Exclusive to the City and County of Denver. In the rest of the state, the district court is responsible for juvenile and probate matters.

2. The Denver County Court functions as a municipal as well as a county court and is separate from the state court system.

3. Created and maintained by local government but subject to Supreme Court rules and procedures.

A scenic view of a mountain trail. In the foreground, a stone wall made of large, light-colored rocks runs across the frame. Behind the wall, a wooden structure made of logs is visible, possibly a gate or a bench. The background features a dense forest of tall evergreen trees under a blue sky with scattered white clouds. The overall scene is bright and natural.

*Section 1:
Supreme Court*

Supreme Court

Justices and Sworn into Office Dates

Chief Justice Brian D. Boatright

Sworn into office November 21, 2011
Appointed Chief Justice January 1, 2021

Monica M. Márquez

Sworn into Office December 10, 2010

William W. Hood, III

Sworn into office January 13, 2014

Richard L. Gabriel

Sworn into office September 1, 2015

Melissa Hart

Sworn into office December 20, 2017

Carlos A. Samour, Jr.

Sworn into office July 2, 2018

Maria E. Berkenkotter

Sworn into office January 4, 2021

*This list consists of Justices that served during Fiscal Year 2022

Colorado Supreme Court

The Colorado Supreme Court is the state's court of last resort. Its decisions are binding on all other Colorado state courts.

The Supreme Court is composed of seven justices who serve ten-year terms. The Chief Justice is selected from the membership of the body and serves at the pleasure of the justices. The Chief Justice also serves as the executive head of the Colorado Judicial Branch and is the ex-officio chair of the Supreme Court Nominating Commission. The Chief Justice appoints the Chief Judge of the Court of Appeals and the Chief Judge of each of the state's 22 judicial districts and is vested with the authority to assign judges (active or retired) to perform judicial duties.

Requests to review decisions of the Colorado Court of Appeals constitute a majority of the Supreme Court's filings. The Supreme Court also has direct appellate jurisdiction over cases in which a statute has been held to be unconstitutional, cases involving decisions of the Public Utilities Commission, writs of habeas corpus, cases involving adjudication of water rights, summary proceedings initiated under the Election Code, and prosecutorial appeals concerning search and seizure questions in pending criminal proceedings. All of these appeals are filed directly with the Supreme Court, and, in these cases bypass the Court of Appeals. The Supreme Court also has exclusive jurisdiction to promulgate rules governing practice and procedure in civil and criminal actions.

Colorado's attorneys are licensed and disciplined by the Supreme Court. The court's attorney regulation system, funded by attorney registration fees, polices the profession. In addition, the court oversees the State Court Administrator, Board of Continuing Legal Education, Board of Law Examiners, Commission on Judicial Discipline, and Unauthorized Practice of Law Committee.

Oral arguments are open to the public and you are welcome to visit the court. Oral arguments are also streamed live on the court's website. For more information, please contact the Clerk of the Colorado Supreme Court, at 2 East 14th Avenue, Denver, Colorado 80203; or call (720) 625-5150 or (800) 888-0001.

Case announcements, oral argument schedules, rules, Chief Justice Directives, protocols, links to committees and commissions, and general information about the court is available on the Judicial Branch's website at:

https://www.courts.state.co.us/Courts/Supreme_Court/Case_Announcements/Index.cfm.

**Table 1:
Supreme Court Caseload
Fiscal Years 1979 through 2022**

| Fiscal Year | Cases Pending July 1 | Cases Filed | Total Caseload | Cases Terminated(a) | Cases Pending June 30 |
|-------------|----------------------|-------------|----------------|---------------------|-----------------------|
| 1978-79 | 350 | 941 | 1,291 | 877 | 414 |
| 1979-80 | 414 | 950 | 1,364 | 893 | 471 |
| 1980-81 | 471 | 966 | 1,437 | 979 | 458 |
| 1981-82 | 458 | 1,052 | 1,510 | 1,006 | 504 |
| 1982-83 | 504 | 971 | 1,475 | 1,038 | 437 |
| 1983-84 | 437 | 1,069 | 1,506 | 950 | 556 |
| 1984-85 | 556 | 967 | 1,523 | 1,011 | 512 |
| 1985-86 | 512 | 988 | 1,500 | 973 | 527 |
| 1986-87 | 527 | 970 | 1,497 | 1,036 | 461 |
| 1987-88 | 461 | 1,022 | 1,483 | 1,001 | 482 |
| 1988-89 | 482 | 1,198 | 1,680 | 1,215 | 465 |
| 1989-90 | 465 | 1,300 | 1,765 | 1,261 | 504 |
| 1990-91 | 504 | 1,265 | 1,769 | 1,326 | 443 |
| 1991-92 | 443 | 1,313 | 1,756 | 1,286 | 470 |
| 1992-93 | 470 | 1,251 | 1,721 | 1,261 | 460 |
| 1993-94 | 460 | 1,277 | 1,737 | 1,290 | 447 |
| 1994-95 | 447 | 1,358 | 1,805 | 1,316 | 489 |
| 1995-96 | 489 | 1,401 | 1,890 | 1,368 | 522 |
| 1996-97 | 522 | 1,511 | 2,033 | 1,432 | 601 |
| 1997-98 | 601 | 1,520 | 2,121 | 1,561 | 560 |
| 1998-99 | 560 | 1,525 | 2,085 | 1,609 | 476 |
| 1999-00 | 476 | 1,617 | 2,093 | 1,563 | 530 |
| 2000-01 | 530 | 1,367 | 1,897 | 1,425 | 472 |
| 2001-02 | 472 | 1,368 | 1,840 | 1,415 | 425 |
| 2002-03 | 425 | 1,401 | 1,826 | 1,441 | 385 |
| 2003-04 | 385 | 1,317 | 1,702 | 1,319 | 383 |
| 2004-05 | 383 | 1,466 | 1,849 | 1,451 | 398 |
| 2005-06 | 398 | 1,393 | 1,791 | 1,400 | 391 |
| 2006-07 | 391 | 1,534 | 1,925 | 1,450 | 475 |
| 2007-08 | 475 | 1,657 | 2,132 | 1,760 | 372 |
| 2008-09 | 372 | 1,643 | 2,015 | 1,554 | 461 |
| 2009-10 | 461 | 1,518 | 1,979 | 1,554 | 425 |
| 2010-11 | 425 | 1,387 | 1,812 | 1,440 | 372 |
| 2011-12 | 372 | 1,494 | 1,866 | 1,612 | 254 |
| 2012-13 | 254 | 1,457 | 1,711 | 1,508 | 203 |
| 2013-14 | 203 | 1,465 | 1,668 | 1,401 | 267 |
| 2014-15 | 267 | 1,549 | 1,816 | 1,624 | 192 |
| 2015-16 | 192 | 1,494 | 1,686 | 1,522 | 164 |
| 2016-17 | 164 | 1,285 | 1,449 | 1,012 | 437 |
| 2017-18 | 437 | 1,231 | 1,668 | 1,216 | 452 |
| 2018-19 | 452 | 1,333 | 1,785 | 1,359 | 426 |
| 2019-20 | 426 | 1,474 | 1,900 | 1,571 | 329 |
| 2020-21 | 329 | 1,503 | 1,832 | 1,460 | 372 |
| 2021-22 | 372 | 1,502 | 1,874 | 1,400 | 474 |

(a) Terminations include cases transferred to the Court of Appeals.

**Table 2:
Distribution of Case Filings in the Supreme Court
Fiscal Year 1992 through 2022**

| Fiscal Year | Direct Filings | Transfers | | Total Filings |
|-------------|----------------|-----------------------|----------------|---------------|
| | | From Court of Appeals | Reopened Cases | |
| 1991-92 | 1,292 | 21 | 0 | 1,313 |
| 1992-93 | 1,235 | 16 | 0 | 1,251 |
| 1993-94 | 1,270 | 7 | 0 | 1,277 |
| 1994-95 | 1,356 | 2 | 0 | 1,358 |
| 1995-96 | 1,389 | 11 | 1 | 1,401 |
| 1996-97 | 1,507 | 4 | 0 | 1,511 |
| 1997-98 | 1,517 | 3 | 0 | 1,520 |
| 1998-99 | 1,521 | 4 | 0 | 1,525 |
| 1999-00 | 1,613 | 4 | 0 | 1,617 |
| 2000-01 | 1,363 | 4 | 0 | 1,367 |
| 2001-02 | 1,361 | 7 | 0 | 1,368 |
| 2002-03 | 1,393 | 8 | 0 | 1,401 |
| 2003-04 | 1,310 | 7 | 0 | 1,317 |
| 2004-05 | 1,463 | 3 | 0 | 1,466 |
| 2005-06 | 1,387 | 6 | 0 | 1,393 |
| 2006-07 | 1,530 | 4 | 0 | 1,534 |
| 2007-08 | 1,653 | 4 | 0 | 1,657 |
| 2008-09 | 1,638 | 5 | 0 | 1,643 |
| 2009-10 | 1,504 | 14 | 0 | 1,518 |
| 2010-11 | 1,379 | 8 | 0 | 1,387 |
| 2011-12 | 1,485 | 9 | 0 | 1,494 |
| 2012-13 | 1,455 | 2 | 0 | 1,457 |
| 2013-14 | 1,458 | 7 | 0 | 1,465 |
| 2014-15 | 1,534 | 15 | 0 | 1,549 |
| 2015-16 | 1,479 | 15 | 0 | 1,494 |
| 2016-17 | 1,281 | 4 | 0 | 1,285 |
| 2017-18 | 1,255 | 2 | 0 | 1,257 |
| 2018-19 | 1,333 | 4 | 0 | 1,337 |
| 2019-20 | 1,455 | 19 | 0 | 1,474 |
| 2020-21 | 1,503 | 7 | 1 | 1,511 |
| 2021-22 | 1,489 | 13* | 5 | 1,494 |

*transfers from court of appeals includes only the cases where the supreme court accepted the transfer request

**Table 3:
Distribution by Type of Case Filed in the Supreme Court
Fiscal Year End 2022***

| | 19-20 | 20-21 | 21-22 |
|---|--------------|--------------|--------------|
| Criminal Appeals | | | |
| Death Penalty | 0 | 0 | 0 |
| Interlocutory | 11 | 6 | 11 |
| By defendant (constitutional) | 0 | 1 | 0 |
| By People (constitutional) | 0 | 1 | 0 |
| Civil Appeals | | | |
| Constitutional Challenge | 1 | 1 | 0 |
| Elections | 5 | 1 | 4 |
| Habeas Corpus | 60 | 33 | 37 |
| P.U.C. | 1 | 0 | 1 |
| Water | 3 | 3 | 1 |
| Petitions for Certiorari review | 1065 | 949 | 952 |
| Original Proceedings | | | |
| Habeas Corpus (C.A.R. 21) | 35 | 15 | 22 |
| Certified Question of Law (C.A.R. 21.1) | 2 | 2 | 0 |
| Other under C.A.R. 21 | 172 | 228 | 227 |
| In Attorney Admissions (C.R.C.P. 206) | 25 | 71 | 42 |
| Statutory | | | |
| Ballot Title Reviews | 49 | 13 | 42 |
| Interrogatories | 1 | 2 | 0 |
| Reapportionment/Redistricting | 0 | 0 | 4 |
| | | | |
| Discipline - Attorney | 6 | 3 | 5 |
| Discipline - Judge | 2 | 2 | 3 |
| Disability - Attorney | 0 | 0 | 0 |
| Disability - Judge | 1 | 0 | 0 |
| Discipline - Unauthorized Practice of Law | 6 | 5 | 5 |
| Continuing Legal Education | 1 | 135 | 115 |
| Multi-District Litigation | 24 | 25 | 29 |
| Miscellaneous | 4 | 7 | 2 |
| | | | |
| Total | 1,474 | 1,503 | 1,502 |

*Table 3 was updated in FYE2020 to reflect the current case type data collected in the supreme court

Table 4:
Distribution of Case Terminations
Fiscal Years 1978 through 2022

| Fiscal Year | Disposed of by Written Opinion | Disposed of Without Opinion | Total Dispositions | Transferred to Court of Appeals | Total Terminations |
|-------------|-----------------------------------|--------------------------------|--------------------|------------------------------------|--------------------|
| 1977-78 | 322 | 564 | 886 | 7 | 893 |
| 1978-79 | 284 | 587 | 871 | 6 | 877 |
| 1985-86 | 222 | 745 | 967 | 6 | 973 |
| 1986-87 | 238 | 793 | 1,031 | 5 | 1,036 |
| 1989-90 | 237 | 1,008 | 1,245 | 16 | 1,261 |
| 1990-91 | 227 | 1,086 | 1,313 | 13 | 1,326 |
| 1991-92 | 216 | 1,058 | 1,274 | 12 | 1,286 |
| 1992-93 | 181 | 1059 | 1240 | 21 | 1261 |
| 1993-94 | 192 | 1093 | 1285 | 5 | 1290 |
| 1994-95 | 233 | 1077 | 1310 | 6 | 1316 |
| 1995-96 | 193 | 1176 | 1369 | 1 | 1370 |
| 1996-97 | 214 | 1212 | 1426 | 6 | 1432 |
| 1997-98 | 187 | 1372 | 1559 | 2 | 1561 |
| 1998-99 | 196 | 1413 | 1609 | 6 | 1615 |
| 1999-00 | 111 | 1452 | 1563 | 0 | 1563 |
| 2000-01 | 128 | 1291 | 1419 | 6 | 1425 |
| 2001-02 | 121 | 1287 | 1408 | 7 | 1415 |
| 2002-03 | 85 | 1354 | 1439 | 2 | 1441 |
| 2003-04 | 89 | 1228 | 1317 | 2 | 1319 |
| 2004-05 | 93 | 1357 | 1450 | 1 | 1451 |
| 2005-06 | 78 | 1321 | 1399 | 1 | 1400 |
| 2006-07 | 86 | 1361 | 1447 | 3 | 1450 |
| 2007-08 | 99 | 1658 | 1757 | 3 | 1760 |
| 2008-09 | 67 | 1484 | 1551 | 3 | 1554 |
| 2009-10 | 75 | 1478 | 1553 | 1 | 1554 |
| 2010-11 | 98 | 1339 | 1437 | 3 | 1440 |
| 2011-12 | 76 | 1533 | 1609 | 3 | 1612 |
| 2012-13 | 77 | 1429 | 1506 | 2 | 1508 |
| 2013-14 | 88 | 1313 | 1401 | 0 | 1401 |
| 2014-15 | 67 | 1557 | 1624 | 1 | 1625 |
| 2015-16 | 73 | 1449 | 1522 | 0 | 1522 |
| 2016-17 | 109 | 903 | 1012 | 0 | 1012 |
| 2014-15 | 67 | 1557 | 1624 | 1 | 1625 |
| 2015-16 | 73 | 1449 | 1522 | 0 | 1522 |
| 2016-17 | 103 | 903 | 1012 | 0 | 1012 |
| 2017-18 | 92 | 1124 | 1216 | 0 | 1216 |
| 2018-19 | 102 | 1192 | 1294 | 2 | 1296 |
| 2019-20 | 102 | 1327 | 1429 | 4 | 1433 |
| 2020-21 | 82 | 1376 | 1458 | 2 | 1460 |
| 2021-22 | 60 | 1398 | 1458 | 5 | 1460 |

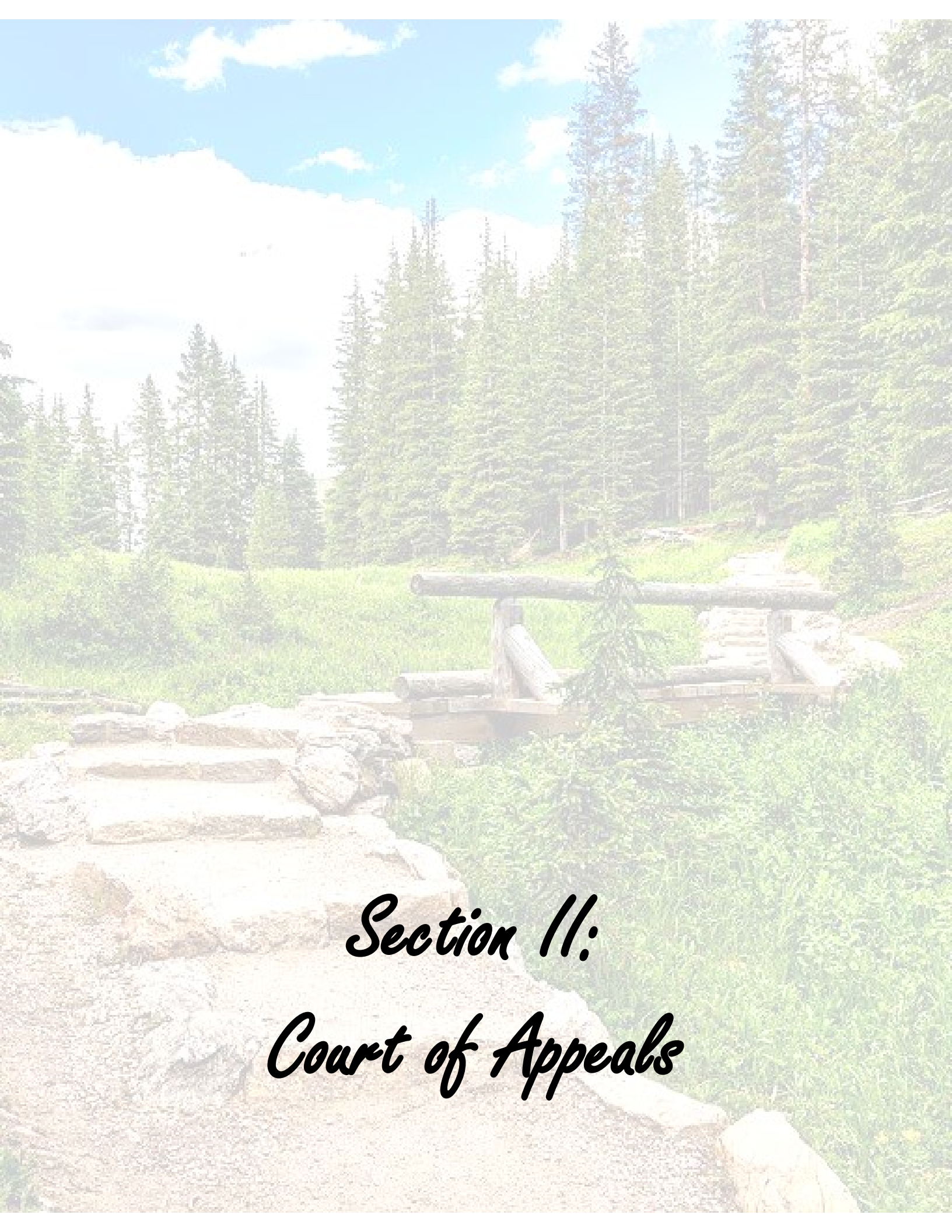
**Table 5:
Supreme Court Written Opinions
Fiscal Years 2006 through 2022**

| Fiscal Year | Number of Opinions Announcing Judgment of the Court | Number of Partial Concurrences and Dissents | Number of Dissents | Number of Concurrences and Special Concurrences | Total Number of Written Opinions |
|--------------------|--|--|---------------------------|--|---|
| 2005-06 | 78 | 7 | 18 | 8 | 111 |
| 2006-07 | 83 | 2 | 19 | 12 | 116 |
| 2007-08 | 95 | 6 | 32 | 14 | 147 |
| 2008-09 | 66 | 3 | 33 | 8 | 110 |
| 2009-10 | 68 | 9 | 22 | 4 | 103 |
| 2010-11 | 98 | 9 | 29 | 4 | 140 |
| 2011-12 | 76 | 7 | 33 | 8 | 124 |
| 2012-13 | 77 | 6 | 27 | 11 | 121 |
| 2013-14 | 88 | 11 | 27 | 11 | 137 |
| 2014-15 | 67 | 10 | 16 | 4 | 97 |
| 2015-16 | 73 | 2 | 27 | 8 | 110 |
| 2016-17 | 103 | 5 | 30 | 18 | 156 |
| 2017-18 | 92 | 6 | 18 | 1 | 117 |
| 2018-19 | 102 | 4 | 23 | 11 | 140 |
| 2019-20 | 102 | 7 | 21 | 7 | 137 |
| 2020-21 | 82 | 7 | 30 | 3 | 122 |
| 2021-22 | 60 | 2 | 9 | 4 | 75 |

**Tables 6 and 7:
Distribution of Supreme Court Cases At Issue and
Not At Issue FYE 2022**

| Table 6 Distribution of Supreme Court Cases at Issue End of FY 2022 | | | | | |
|--|-------------------------|------------|----------|------------|-----------|
| | Original Proceedings | Certiorari | Appeals | Grievances | Total |
| Cases at issue awaiting oral argument | 0 | 4 | 0 | 0 | 4 |
| Cases at issue awaiting submission of briefs | 4 | 0 | 3 | 0 | 7 |
| Cases orally argued awaiting opinion | 1 | 13 | 1 | 0 | 15 |
| Cases submitted without argument | 0 | 0 | 0 | 0 | 0 |
| Opinions announced awaiting action on rehearing | 0 | 5 | 4 | 0 | 9 |
| Total | 5 | 22 | 8 | 0 | 35 |

| Table 7 Distribution of Supreme Court Cases Not at Issue End of FY 2022 | |
|--|------------|
| Pending Cases | Total |
| Certiorari granted, awaiting briefs on merits | 20 |
| Certiorari pending (pre-merit) | 378 |
| Appeals pending | 15 |
| Original proceedings pending | 12 |
| Interlocutory appeals pending | 4 |
| Grievance matters pending | 4 |
| Unauthorized practice pending | 4 |
| Judicial discipline pending | 2 |
| Total | 439 |



*Section 11:
Court of Appeals*

Court of Appeals

Judges and Appointment Dates

Chief Judge Gilbert M. Román

Appointed: August 1, 2005
Appointment Chief Judge: October 8, 2021

Chief Judge Steve Bernard

Appointed: July 5, 2006
Retired: October 7, 2021

John D. Dailey

Appointed: January 7, 2000

David Furman

Appointed: December 16, 2005

Diana Terry

Appointed: July 5, 2006

Jerry N. Jones

Appointed: July 5, 2006

David J. Richman

Appointed: June 30, 2008

Stephanie Dunn

Appointed: November 23, 2012

Anthony J. Navarro

Appointed: January 18, 2013

Michael H. Berger

Appointed: December 17, 2013

Elizabeth L. Harris

Appointment: July 23, 2015

Rebecca Rankin Freyre

Appointment: November 16, 2015

Craig R. Welling

Appointment: January 16, 2017

Ted C. Tow III

Appointment: February 13, 2018

Lino S. Lipinsky de Orlov

Appointment: January 9, 2019

Matthew D. Grove

Appointment: January 9, 2019

Neeti Vasant Pawar

Appointment: March 18, 2019

Jaclyn Casey Brown

Appointment: June 1, 2019

Suesanna P. Johnson

Appointment: June 1, 2019

Christina F. Gomez

Appointment: February 27, 2020

David H. Yun

Appointment: March 2, 2020

W. Eric Kuhn

Appointment: July 7, 2021

Timothy J. Schutz

Appointment: January 1, 2022

*This list consists of Judges that served during Fiscal Year 2022.

Colorado Court of Appeals

The Colorado Court of Appeals is the state's intermediate appellate court. As of July 1, 2008, the Court consists of 22 judges who are retained by the public to serve eight-year terms. The Court sits in three-member divisions to decide cases. The Chief Judge, appointed by the Chief Justice of the Supreme Court, assigns judges to the divisions and rotates their assignments.

The mission of the Court of Appeals is to provide the citizens of Colorado with clear, impartial, and timely resolutions of appealed orders and judgments as provided by law. The Court of Appeals was created by statute; accordingly, jurisdiction is limited to the areas specified by state statute, together with the inherent powers granted to all courts.

Established under Section 1 of Article VI of the [Colorado Constitution](#) and Section 13-4-101, et seq., C.R.S. ([Colorado Revised Statutes](#)), the Court of Appeals has initial jurisdiction, with exceptions, over appeals from the Colorado District Courts, Denver Probate Court, and Denver Juvenile Court. In addition, the Court of Appeals has specific appellate jurisdiction over decisions originating from a number of state administrative boards and agencies, including the Industrial Claim Appeals Office. Reviews of the Court of Appeals' decisions are directed to the Colorado Supreme Court.

Court of Appeals Webpage:

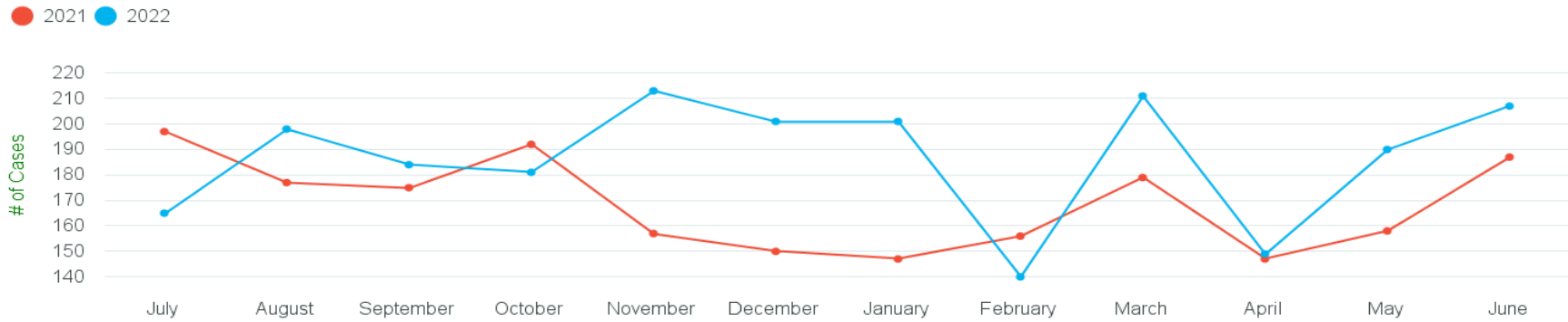
(http://www.courts.state.co.us/Courts/Court_of_Appeals/Index.cfm).

**Table 8, Chart A, and Chart A1:
Colorado Court of Appeals New Filings by Case Type
Fiscal Year 2022**

| Month | Civil | | | Criminal | | | Industrial Claims | | | Juvenile | | | Month Total | | |
|------------------|------------|--------------|-------------|------------|------------|--------------|-------------------|-----------|---------------|------------|------------|--------------|--------------|--------------|--------------|
| | 2021 | 2022 | % Change | 2021 | 2022 | % Change | 2021 | 2022 | % Change | 2021 | 2022 | % Change | 2021 | 2022 | % Change |
| July | 85 | 75 | -11.8% | 69 | 59 | -14.5% | 19 | 2 | -89.5% | 24 | 29 | 20.8% | 197 | 165 | -16.2% |
| August | 83 | 81 | -2.4% | 60 | 89 | 48.3% | 5 | 1 | -80.0% | 29 | 27 | -6.9% | 177 | 198 | 11.9% |
| September | 79 | 80 | 1.3% | 59 | 65 | 10.2% | 7 | 7 | 0.0% | 30 | 32 | 6.7% | 175 | 184 | 5.1% |
| October | 79 | 79 | 0.0% | 54 | 56 | 3.7% | 8 | 7 | -12.5% | 51 | 39 | -23.5% | 192 | 181 | -5.7% |
| November | 68 | 107 | 57.4% | 49 | 68 | 38.8% | 6 | 3 | -50.0% | 34 | 35 | 2.9% | 157 | 213 | 35.7% |
| December | 76 | 81 | 6.6% | 42 | 84 | 100.0% | 9 | 4 | -55.6% | 23 | 32 | 39.1% | 150 | 201 | 34.0% |
| January | 60 | 100 | 66.7% | 50 | 69 | 38.0% | 3 | 7 | 133.3% | 34 | 25 | -26.5% | 147 | 201 | 36.7% |
| February | 68 | 75 | 10.3% | 51 | 42 | -17.6% | 8 | 6 | -25.0% | 29 | 17 | -41.4% | 156 | 140 | -10.3% |
| March | 81 | 99 | 22.2% | 48 | 77 | 60.4% | 6 | 10 | 66.7% | 44 | 25 | -43.2% | 179 | 211 | 17.9% |
| April | 75 | 61 | -18.7% | 31 | 55 | 77.4% | 8 | 7 | -12.5% | 33 | 26 | -21.2% | 147 | 149 | 1.4% |
| May | 84 | 86 | 2.4% | 44 | 67 | 52.3% | 6 | 7 | 16.7% | 24 | 30 | 25.0% | 158 | 190 | 20.3% |
| June | 93 | 84 | -9.7% | 60 | 82 | 36.7% | 6 | 13 | 116.7% | 28 | 28 | 0.0% | 187 | 207 | 10.7% |
| YTD Total | 931 | 1,008 | 8.3% | 617 | 813 | 31.8% | 91 | 74 | -18.7% | 383 | 345 | -9.9% | 2,022 | 2,240 | 10.8% |

| | YTD Total | | |
|-----------|-----------|-------|----------|
| | 2021 | 2022 | % Change |
| July | 197 | 165 | -16.2% |
| August | 374 | 363 | -2.9% |
| September | 549 | 547 | -0.4% |
| October | 741 | 728 | -1.8% |
| November | 898 | 941 | 4.8% |
| December | 1,048 | 1,142 | 9.0% |
| January | 1,195 | 1,343 | 12.4% |
| February | 1,351 | 1,483 | 9.8% |
| March | 1,530 | 1,694 | 10.7% |
| April | 1,677 | 1,843 | 9.9% |
| May | 1,835 | 2,033 | 10.8% |
| June | 2,022 | 2,240 | 10.8% |

FY2022 Filings - 2,240



**Chart A1:
Colorado Court of Appeals New Filings by Sub-Category Type
Fiscal Year 2022**

| Colorado Court of Appeals New Filings | | | |
|---------------------------------------|------------------|--------------|----------------|
| <u>Case Type</u> | | <u>Count</u> | <u>Percent</u> |
| <u>Criminal</u> | | 377 | 17 |
| Criminal - Direct Appeal | | | |
| Criminal - Rule 35 Appeal | | 274 | 12 |
| Criminal - Other | | 168 | 7 |
| | <i>Sub-total</i> | 819 | 36 |
| <u>Civil</u> | | | |
| Civil - Domestic Relations | | 269 | 12 |
| Civil - Agency | | 20 | 1 |
| Civil - Other | | 723 | 32 |
| | <i>Sub-total</i> | 1,012 | 45 |
| <u>Industrial Claims</u> | | | |
| ICAO Workers Compensation | | 15 | 1 |
| ICAO Unemployment | | 59 | 3 |
| | <i>Sub-total</i> | 74 | 4 |
| <u>Juvenile</u> | | | |
| Juvenile - Delinquent | | 15 | 1 |
| Juvenile - Dependency & Neglect | | 312 | 13 |
| Juvenile - Other | | 18 | 1 |
| | <i>Sub-total</i> | 345 | 15 |
| GRAND TOTAL | | 2,250 | |

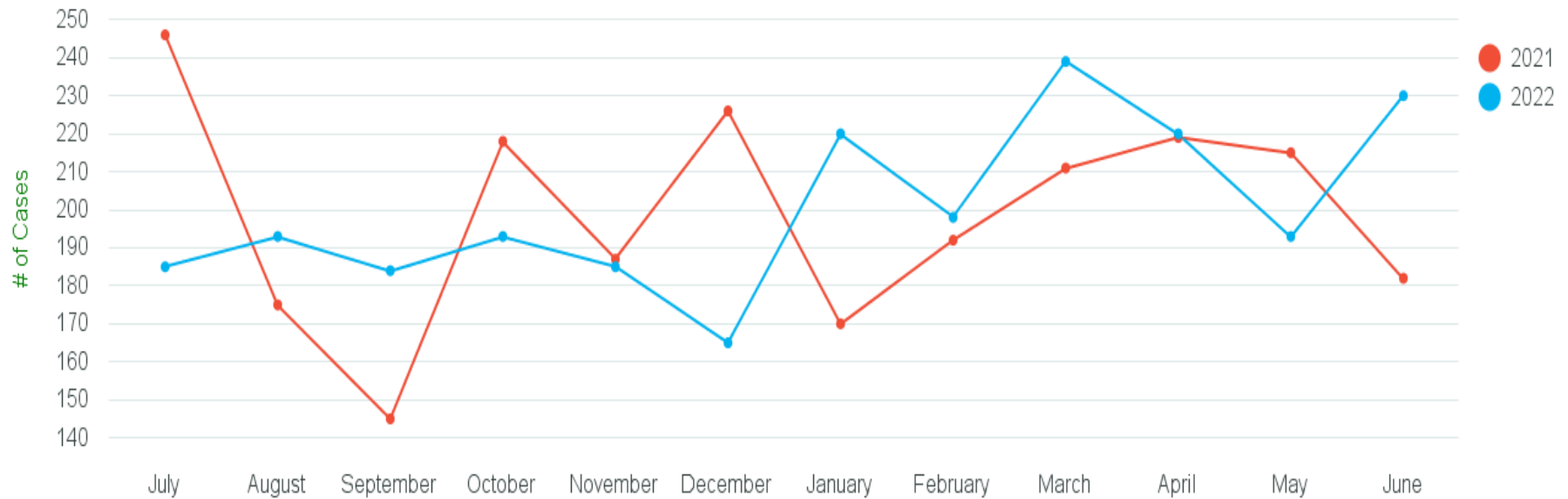
Table 9 and Chart B: Colorado Court of Appeals Dispositions Fiscal Year 2022

| Month | Published Opinions | | | Unpublished Opinions | | | Dismissed | | | Closed and Consolidated | | | Transfers | | | Month Total | | |
|-------------------|--------------------|------------|---------------|----------------------|--------------|-------------|------------|------------|--------------|-------------------------|-----------|---------------|-----------|-----------|--------------|--------------|--------------|-------------|
| | 2021 | 2022 | % Change | 2021 | 2022 | % Change | 2021 | 2022 | % Change | 2021 | 2022 | % Change | 2021 | 2022 | % Change | 2021 | 2022 | % Change |
| July | 15 | 14 | -6.7% | 140 | 124 | -11.4% | 76 | 41 | -46.1% | 15 | 4 | -73.3% | 1 | 2 | 100.0% | 247 | 185 | -25.1% |
| August | 12 | 16 | 33.3% | 106 | 106 | 0.0% | 50 | 66 | 32.0% | 6 | 4 | -33.3% | 1 | 1 | 0.0% | 175 | 193 | 10.3% |
| September | 9 | 8 | -11.1% | 80 | 121 | 51.3% | 51 | 53 | 3.9% | 4 | 2 | -50.0% | 1 | 0 | | 145 | 184 | 26.9% |
| October | 13 | 7 | -46.2% | 133 | 127 | -4.5% | 64 | 55 | -14.1% | 7 | 4 | -42.9% | 1 | 0 | | 218 | 193 | -11.5% |
| November | 14 | 10 | -28.6% | 107 | 111 | 3.7% | 60 | 61 | 1.7% | 5 | 1 | -80.0% | 1 | 2 | 100.0% | 187 | 185 | -1.1% |
| December | 12 | 9 | -25.0% | 142 | 100 | -29.6% | 66 | 53 | -19.7% | 5 | 3 | -40.0% | 1 | 0 | | 226 | 165 | -27.0% |
| January | 7 | 13 | 85.7% | 113 | 133 | 17.7% | 48 | 66 | 37.5% | 2 | 7 | 250.0% | 0 | 1 | | 170 | 220 | 29.4% |
| February | 14 | 11 | -21.4% | 131 | 122 | -6.9% | 41 | 58 | 41.5% | 6 | 5 | -16.7% | 0 | 2 | | 192 | 198 | 3.1% |
| March | 15 | 15 | 0.0% | 119 | 148 | 24.4% | 72 | 69 | -4.2% | 6 | 6 | 0.0% | 0 | 1 | | 212 | 239 | 12.7% |
| April | 22 | 9 | -59.1% | 128 | 144 | 12.5% | 62 | 60 | -3.2% | 8 | 4 | -50.0% | 0 | 3 | | 220 | 220 | 0.0% |
| May | 13 | 10 | -23.1% | 132 | 115 | -12.9% | 64 | 59 | -7.8% | 5 | 8 | 60.0% | 1 | 1 | 0.0% | 215 | 193 | -10.2% |
| June | 11 | 11 | 0.0% | 107 | 155 | 44.9% | 61 | 56 | -8.2% | 3 | 8 | 166.7% | 0 | 0 | | 182 | 230 | 26.4% |
| YTD Totals | 157 | 133 | -15.3% | 1,438 | 1,506 | 4.7% | 715 | 697 | -2.5% | 72 | 56 | -22.2% | 7 | 13 | 85.7% | 2,389 | 2,405 | 0.7% |

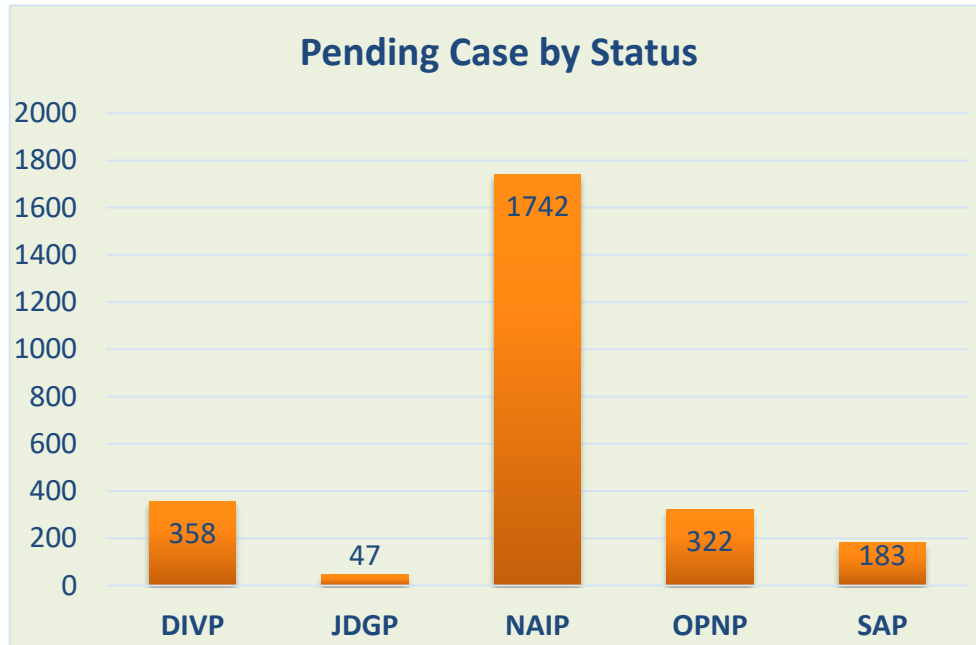
Total Change in Opinions: **2.6%**

| | YTD Total | | |
|-----------|-----------|-------|----------|
| | 2021 | 2022 | % Change |
| July | 246 | 185 | -24.8% |
| August | 421 | 378 | -10.2% |
| September | 566 | 562 | -0.7% |
| October | 784 | 755 | -3.7% |
| November | 971 | 940 | -3.2% |
| December | 1,197 | 1,105 | -7.7% |
| January | 1,367 | 1,325 | -3.1% |
| February | 1,559 | 1,523 | -2.3% |
| March | 1,770 | 1,762 | -0.5% |
| April | 1,989 | 1,982 | -0.4% |
| May | 2,204 | 2,175 | -1.3% |
| June | 2,386 | 2,405 | 0.8% |

FY2022 Dispositions - 2,405



**Table 10 and Chart C:
Colorado Court of Appeals Total Pending Cases
July 2022**



| | |
|--------------------------------------|-------------|
| Total Pending Cases July 2022 | 2652 |
|--------------------------------------|-------------|

NAIP--Appeal has been filed but briefing is not completed.

DIVP--Waiting to be calendared

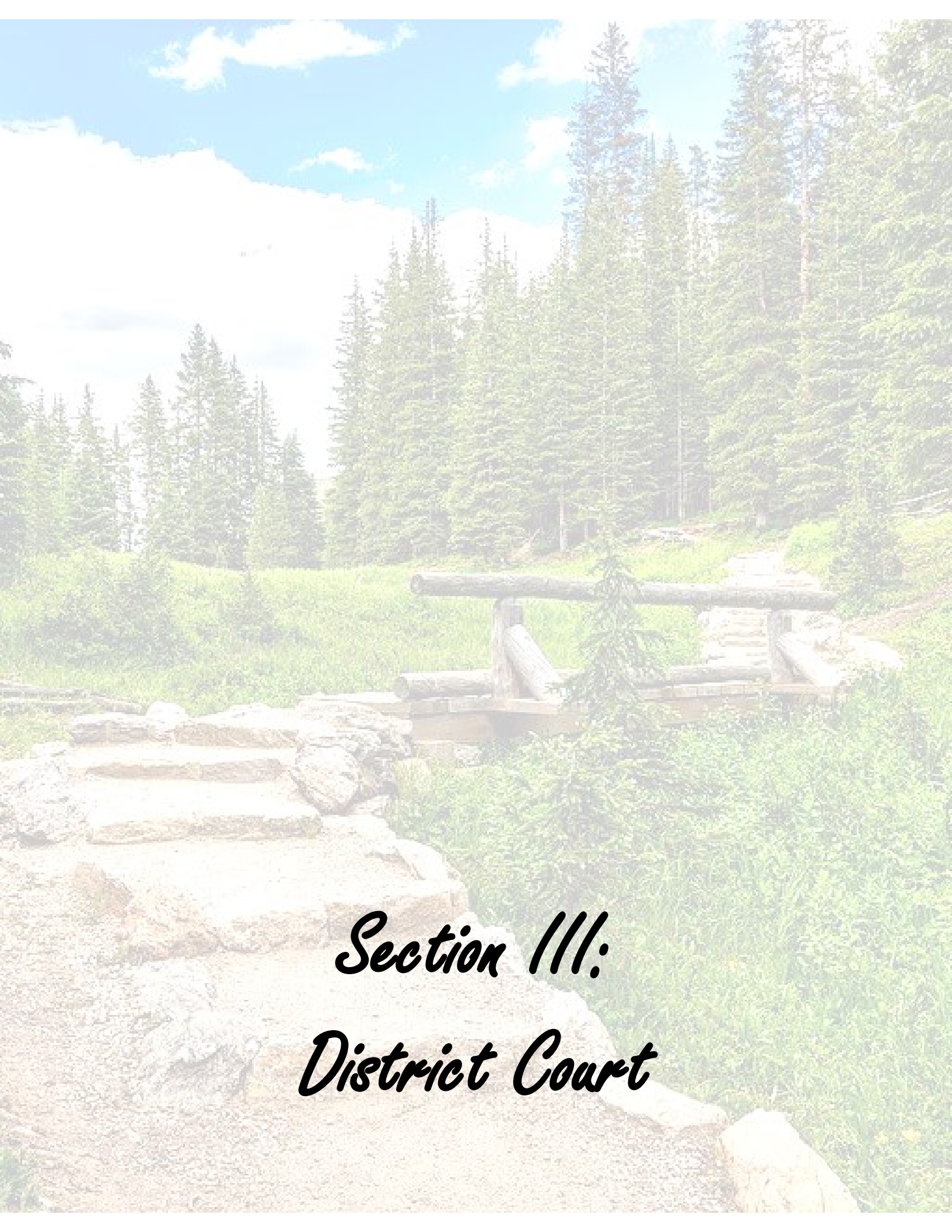
JDGP--Division Assigned, waiting for Author

OPNP--Author Assigned, waiting for opinion

SAP--Staff Attorney Assignment

**Table 11:
Court of Appeals Pending Docket
Fiscal Year 2022**

| Case Type | Case Count |
|---------------------------------|-------------|
| Civil - Agency | 16 |
| Civil - Domestic Relations | 203 |
| Civil - Other | 592 |
| Total Civil | 811 |
| Criminal - Direct Appeal | 890 |
| Criminal - Other | 234 |
| Criminal - Rule 35 Appeal | 424 |
| Total Criminal | 1548 |
| ICAO Unemployment | 28 |
| ICAO Workers Compensation | 9 |
| Total ICAO | 37 |
| Juvenile - Delinquent | 26 |
| Juvenile - Dependency & Neglect | 215 |
| Juvenile - Other | 15 |
| Total Juvenile | 256 |
| Grand Total | 2652 |



*Section III:
District Court*

District Court Judges

This list contains the names of Judges that served during FY2022.

First Judicial District

Jeffrey R. Pilkington, Chief Judge
Randall C. Arp
Jason Carrithers
Diego Hunt
Russell Klein
Robert Lochary
Philip J. McNulty
Ann Gail Meinster
Lily W. Oeffler
Tamara Russell
Laura A. Tighe
Lindsay Van Gilder
Todd L. Vriesman
Christopher Zenisek

Second Judicial District

Michael A. Martinez, Chief Judge
Christine C. Antoun
Lisa Arnolds
Christopher Baumann
Nikea T. Bland
Karen L. Brody
Edward Bronfin
Ross B.H. Buchanan
Jill D. Dorancy
Martin F. Egelhoff
J. Eric Elliff
Ericka F.H. Englert
Adam J. Espinosa
Kandace Gerdes
Shelley I. Gilman
David Goldberg
Jay S. Grant
Eric M. Johnson
A. Bruce Jones
Andrew McCallin
Marie A. Moses
Alex Myers
Stephanie L. Scoville
Darryl F. Shockley
Jennifer L. Torrington
Michael J. Vallejos
Brian Whitney
Lisa Teesch-Maquire (retired)

Denver Juvenile Court

David Brett Woods, Presiding Judge
Laurie A. Clark
Pax Moultrie

Denver Probate Court

Elizabeth D. Leith, Presiding Judge

Third Judicial District

Leslie J. Gerbracht, Chief Judge
John "Clay" McKisson

Fourth Judicial District

William B. Bain Chief Judge
Eric Bentley
Linda Billings Vela
Jill Brady
Robin Chittum
Jessica Curtis
Jann DuBois (retired)
Samuel Evig
Laura Findorff
David A. Gilbert
Monica Gomez
Marcus Henson
Frances Johnson
Thomas K. Kane
Diana May
Michael P. McHenry
Chad Miller
G. David Miller (retired)
Catherine Mitchell Helton
William Moller
David Prince
Marla Prudek
Timothy Schutz (appointed to
Court of Appeals)
Scott A. Sells
David L. Shakes
Erin Lynn Sokol
Gregory R. Werner

Fifth Judicial District

Paul Dunkelman, Chief Judge
Catherine Cheroutes
Russell H. Granger
Reed Owens
Karen A. Romeo
Mark Thompson

Sixth Judicial District

Jeffrey R. Wilson, Chief Judge
Suzanne F. Carlson
Todd P. Norvell
Kim Shropshire

Seventh Judicial District

J. Steven Patrick, Chief Judge
Mary E. Deganhart
D. Cory Jackson
Steven L. Schultz
Keri Yoder

Eighth Judicial District

Susan Blanco, Chief Judge
Carroll Michelle Brinegar
Sarah Cure
Laurie Dean
Julie K. Field, retired
Joseph Findley
Stephen Jouard
Gregory M. Lammons
Daniel McDonald
Juan G. Villaseñor

Ninth Judicial District

James B. Boyd, Chief Judge
Denise K. Lynch
John F Neiley
Anne Norrdin
Christopher Seldin
Tenth Judicial District
Deborah R. Eycler, Chief Judge
William Alexander
Allison Ernst
Thomas B. Flesher
Amiel Markenson
Timothy O'Shea
Larry C. Schwartz
Gregory Styduhar

Eleventh Judicial District

Patrick W. Murphy, Chief Judge
Stephen A. Groome
Ramsey L. Lama (retired)
Kaitlin Turner
Lynette M. Wenner

Twelfth Judicial District

Michael A. Gonzales Chief Judge
Kimberly D. Cortez
Amanda C. Hopkins
Crista L. Newmyer-Olsen

Thirteenth Judicial District

Carl McGuire III, Chief Judge
Stephanie Gagliano
Justin Haenlein
Charles M. Hobbs
Robert James

Fourteenth Judicial District

Michael A. O'Hara III, Chief Judge
Sandra H. Gardner
Mary C. Hoak

Fifteenth Judicial District

Stanley A. Brinkley, Chief Judge
Michael J. Davidson

Sixteenth Judicial District

Mark A. MacDonnell, Chief Judge
Michael A. Schiferl

Seventeenth Judicial District

Donald S. Quick, Chief Judge
Caryn Datz
Katherine R. Delgado
Sean P. Finn
Sharon Holbrook
Robert W. Kiesnowski, Jr.
Emily C. Lieberman
Priscilla Jeffrey Loew
Rayna Gokli McIntyre
Brett Martin
Patrick H. Pugh
Roberto Ramirez
Kyle P. Seedorf
Jeffrey A. Smith
Teri L. Vasquez
Mark D. Warner

Eighteenth Judicial District

Michelle Amico, Chief Judge
Andrew C. Baum
Benjamin Figa
Patricia Herron
Jeffrey K. Holmes
Clay Hurst
Gary M. Kramer
Ben L. Leutwyler
Cajardo Lindsey
Robert R. Lung
Cynthia D. Mares
Fredrick T. Martinez
Bonnie H. McLean
Peter F. Michaelson
John E. Scipione
Theresa Slade
David Stevens (retired)
Ryan J. Stuart
Don Toussaint
Darren L. Vahle
Elizabeth Volz
Elizabeth A. Weishaupl
Shay Whitaker
Joseph Whitfield
Eric White

Nineteenth Judicial District

James F. Hartmann, Chief Judge
Allison Esser
Julie Hoskins
W. Troy Hause
Timothy Kerns
Marcelo A. Kopcow
Shannon Lyons
Thomas J. Quammen (retired)
Meghan Saleebey
Kimberly Schutt
Todd Taylor
Vicente Vigil

Twentieth Judicial District

Ingrid S. Bakke, Chief Judge
Patrick Butler
J. Keith Collins
Andrew Hartman
Bruce Langer
Dea Lindsey
Thomas F. Mulvahill
Nancy Salomone
Norma A. Sierra

Twenty-First Judicial District

Brian J. Flynn, Chief Judge
Matthew D. Barrett
Richard Gurley
Gretchen Larson
Valerie J. Robinson
Lance Timbreza

Twenty-Second Judicial District

Douglas S. Walker, Chief Judge
Todd J. Plewe

Court Executives

Trial Courts

**FIRST
JUDICIAL DISTRICT**
Gail Pickarts

**SECOND JUDICIAL
DISTRICT COURT**
Jennifer Jantz

**SECOND JUDICIAL
DISTRICT JUVENILE**
Abigail Young

**SECOND JUDICIAL
DISTRICT PROBATE**
Amber Roth

**THIRD
JUDICIAL DISTRICT**
Bob Kreiman

**FOURTH
JUDICIAL DISTRICT**
Scott Sosebee

**FIFTH
JUDICIAL DISTRICT**
Michael Pisciotta

**SIXTH
JUDICIAL DISTRICT**
Eric A. Hogue

**SEVENTH
JUDICIAL DISTRICT**
Leslie German

**EIGHTH
JUDICIAL DISTRICT**
Kristin R. Sheeran

**NINTH
JUDICIAL DISTRICT**
Lynn Reed

**TENTH
JUDICIAL DISTRICT**
Laura Snyder

**ELEVENTH
JUDICIAL DISTRICT**
Lisa Rowe

**TWELFTH
JUDICIAL DISTRICT**
Christina Wingert

**THIRTEENTH
JUDICIAL DISTRICT**
Douglas Short

**FOURTEENTH
JUDICIAL DISTRICT**
Peggy Gentles

**FIFTEENTH
JUDICIAL DISTRICT**
Diane Crow

**SIXTEENTH
JUDICIAL DISTRICT**
C.J. Montoya

**SEVENTEENTH
JUDICIAL DISTRICT**
Patricia Kmitta

**EIGHTEENTH
JUDICIAL DISTRICT**
Shaun M. Clark

**NINETEENTH
JUDICIAL DISTRICT**
Marci Hoffman

**TWENTIETH
JUDICIAL DISTRICT**
Amy Waddle

**TWENTY-FIRST
JUDICIAL DISTRICT**
Will Sightler

**TWENTY-SECOND
JUDICIAL DISTRICT**
Eric A. Hogue

Court Executives that served during FY2022

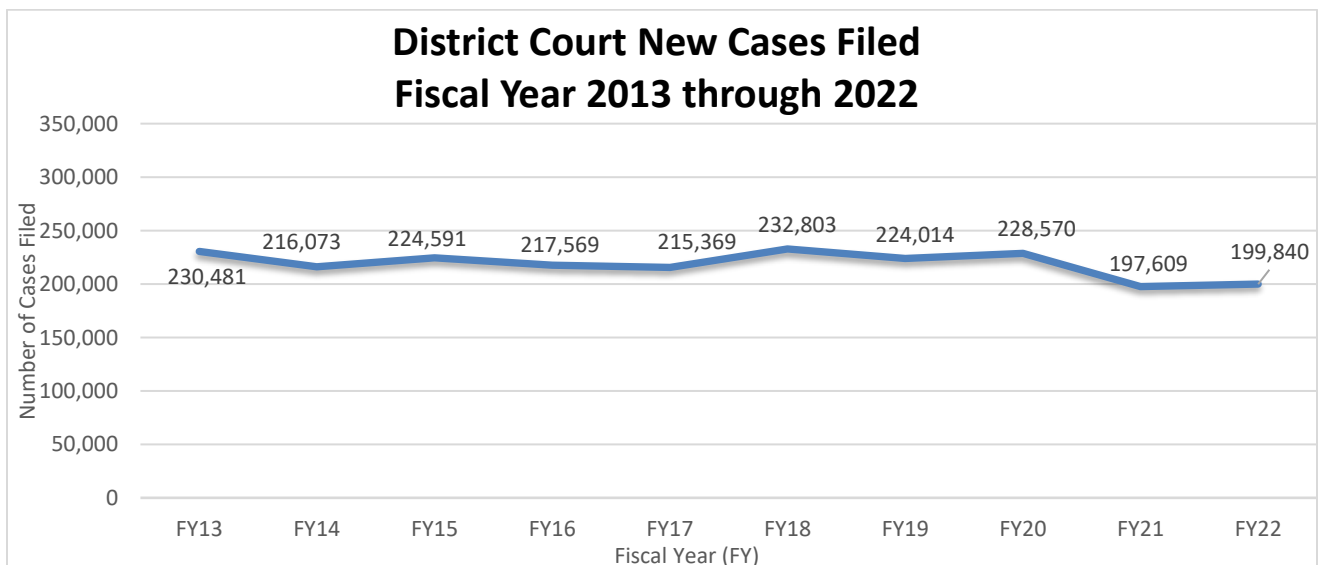
District Court

Colorado is sectioned into 22 Judicial Districts encompassing all 64 counties. Across the state, district boundaries are aligned with county lines – some districts include just one county, while others include as many as seven counties. Each district has at least one district court location. The Supreme Court Chief Justice appoints a Chief Judge for each district to serve as the Chief Judicial Officer. In addition, each district has at least one other district court judge who may preside in more than one district court within that judicial district, particularly in rural areas of the state. There were 204 district judges that served during Fiscal Year 2022.

District judges preside over felony criminal matters, civil claims in any amount, juvenile matters (including adoption, dependency and neglect matters, juvenile delinquency, and paternity actions), probate, mental health, divorce proceedings, and water cases. Additionally, district judges preside over jury trials, handle appeals from Colorado’s municipal and county courts, and review decisions of administrative boards and agencies. District decisions may be appealed to the Colorado Court of Appeals and/or to the Colorado Supreme Court.

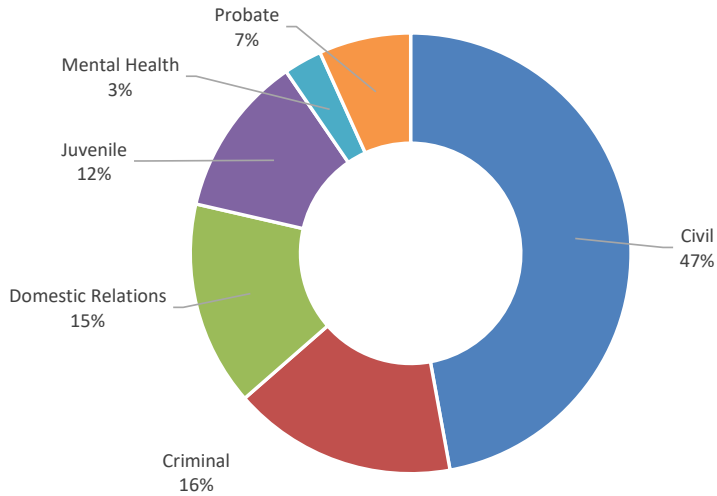
In Fiscal Year 2022, there were 199,840 case filings at the district court level (excluding water cases). Compared to Fiscal Year 2021, district court filings in Fiscal Year 2022 have increased by 1.13 percent. Court filings have not recovered to pre-pandemic levels. While we continue to navigate a new way of conducting court business, which now includes remote proceedings, judges and staff continue to work tirelessly. The greatest area of decrease was in Mental Health filings, which dropped by 8.69 percent. Alternatively, Probate filings increased by 5.46 percent and Juvenile filings increased by 5.02 percent.

Information specific to each of the 22 Judicial Districts, including contact information, is available at <https://www.courts.state.co.us/Courts/District/Choose.cfm>.

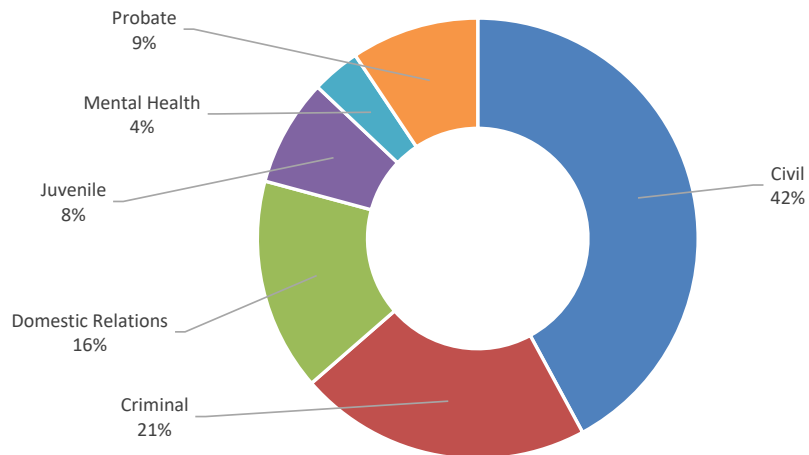


**Chart 1 and Chart 2:
District Case Filings
Proportion of Cases by Class - Ten Year Comparison
Fiscal Year 2013 and Fiscal Year 2022**

**Fiscal Year 2013
Total Number of Filings: 230,481**



**Fiscal Year 2022
Total Number of Filings: 199,840**



**Table 12:
District Court Filings, Terminations, and Percent Change
Fiscal Year 2021 and Fiscal Year 2022**

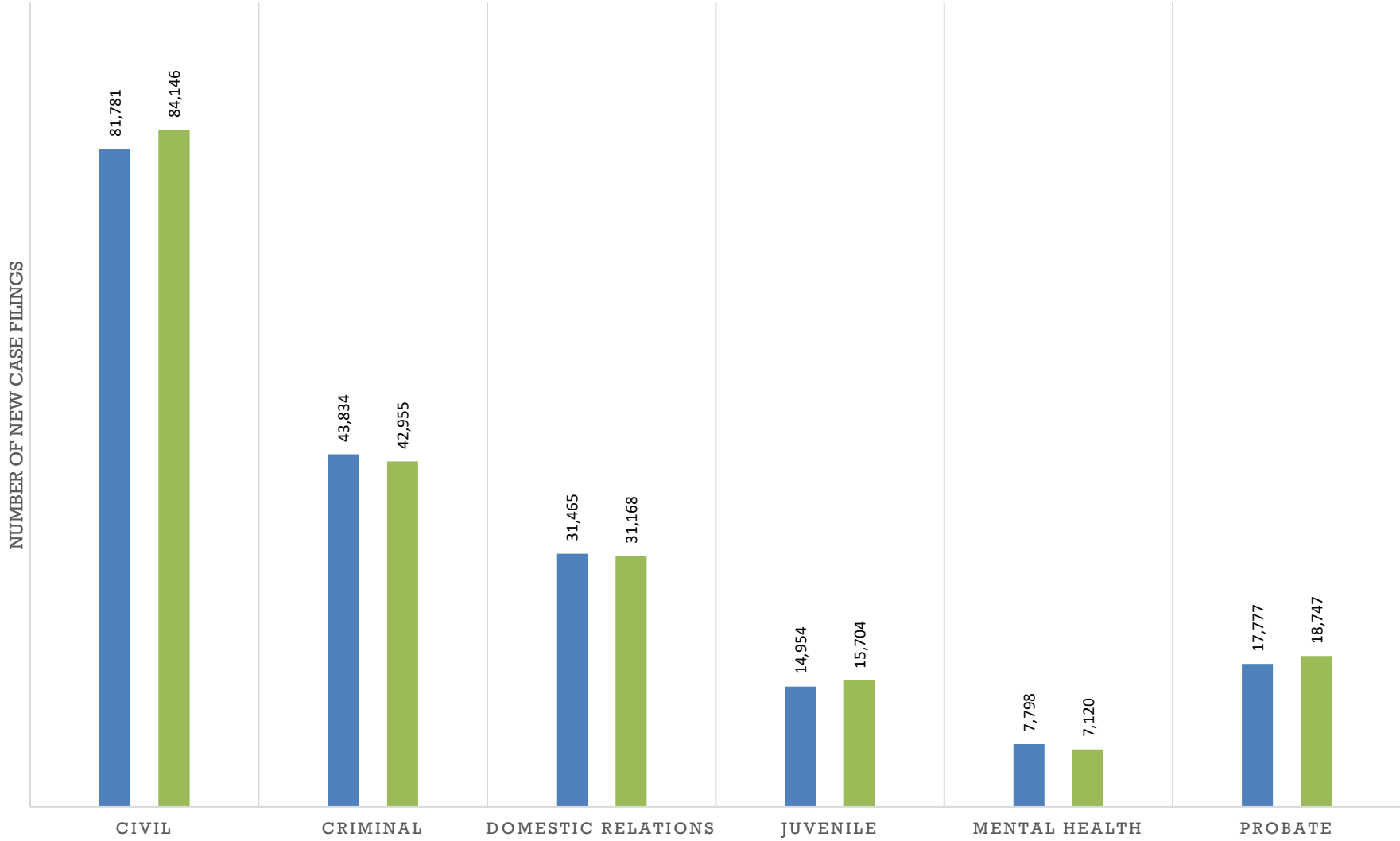
| Filings Compared to Previous Year | | | |
|--|----------------|----------------|-----------------------|
| Case Class | FY21 | FY22 | Percent Change |
| Civil* | 81,781 | 84,146 | 2.89% |
| Criminal | 43,834 | 42,955 | -2.01% |
| Domestic Relations | 31,465 | 31,168 | -0.94% |
| Juvenile | 14,954 | 15,704 | 5.02% |
| Mental Health | 7,798 | 7,120 | -8.69% |
| Probate | 17,777 | 18,747 | 5.46% |
| Total | 197,609 | 199,840 | 1.13% |

*FY22 Civil Total Minus Dstraint Warrants and Rule 120 Cases: 19,179

| Terminations Compared to Previous Year | | | |
|---|----------------|----------------|-----------------------|
| Case Class | FY21 | FY22 | Percent Change |
| Civil | 81,049 | 84,600 | 4.38% |
| Criminal | 41,489 | 45,771 | 10.32% |
| Domestic Relations | 31,089 | 30,875 | -0.69% |
| Juvenile | 16,064 | 11,654 | -27.45% |
| Mental Health | 7,887 | 7,086 | -10.16% |
| Probate | 17,742 | 18,498 | 4.26% |
| Total | 195,320 | 198,484 | 1.62% |

**TABLE 12 CHART
NEW CASE FILINGS BY CASE CLASS
FISCAL YEAR 2021 VERSUS FISCAL YEAR 2022**

■ FY21 ■ FY22

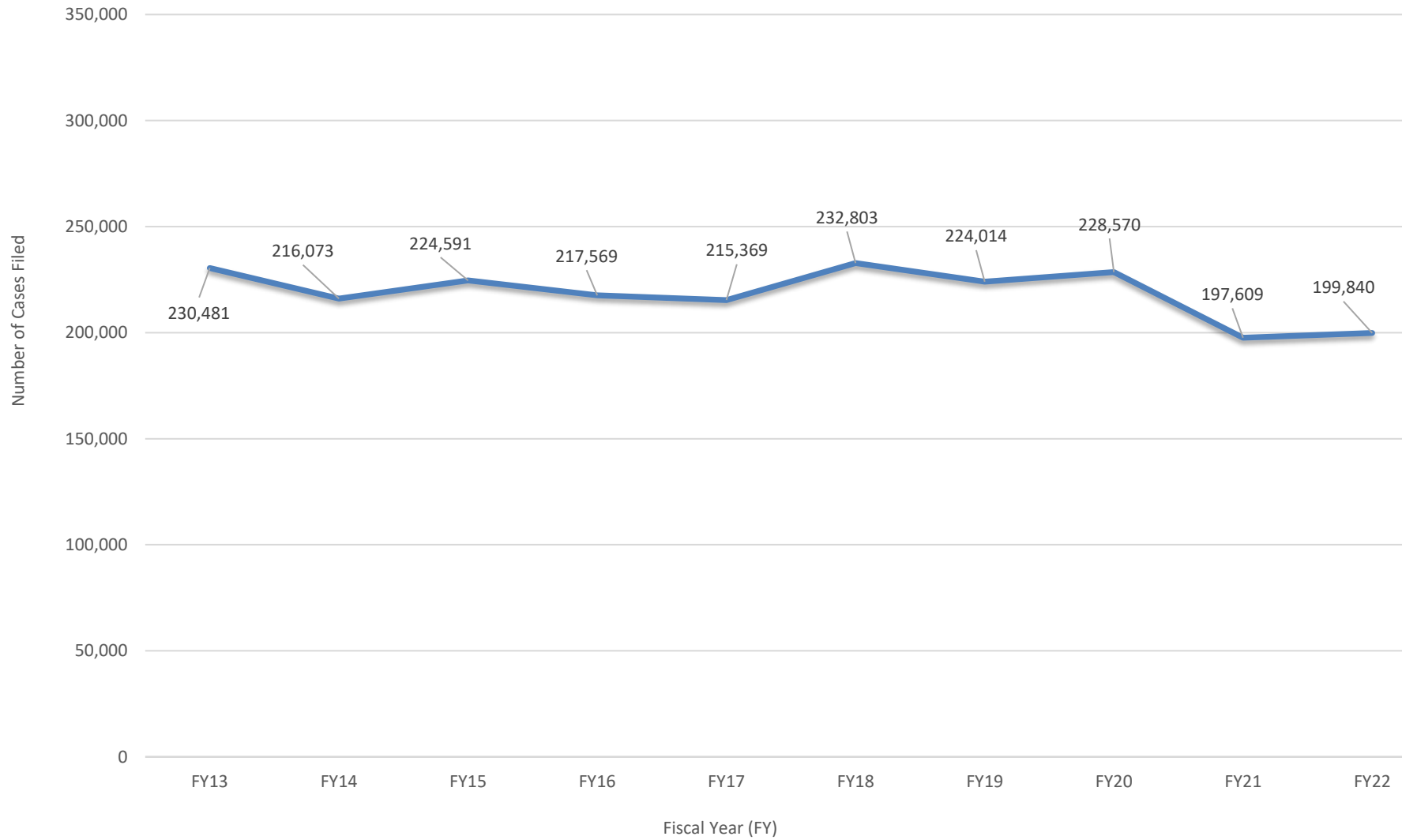


**Table 13:
District Court Caseload
Fiscal Year 2013 to Fiscal Year 2022**

| Case Class | FY13 | FY14 | FY15 | FY16 | FY17 | FY18 | FY19 | FY20 | FY21 | FY22 |
|--------------------------------|----------------|----------------|----------------|----------------|----------------|----------------|----------------|----------------|----------------|----------------|
| CIVIL* | | | | | | | | | | |
| New Cases Filed | 108,634 | 96,325 | 101,112 | 88,277 | 80,632 | 96,176 | 87,295 | 104,632 | 81,781 | 84,146 |
| Cases Terminated | 111,606 | 97,728 | 101,355 | 88,758 | 80,917 | 95,618 | 87,015 | 105,175 | 81,049 | 84,600 |
| CRIMINAL | | | | | | | | | | |
| New Cases Filed | 37,888 | 37,966 | 40,903 | 46,004 | 51,775 | 54,479 | 56,292 | 51,378 | 43,834 | 42,955 |
| Cases Terminated | 37,293 | 37,615 | 39,343 | 42,730 | 47,998 | 51,258 | 54,573 | 47,714 | 41,489 | 45,771 |
| DOMESTIC RELATIONS | | | | | | | | | | |
| New Cases Filed | 34,630 | 34,907 | 34,841 | 34,966 | 35,057 | 34,357 | 33,610 | 30,697 | 31,465 | 31,168 |
| Cases Terminated | 34,593 | 35,067 | 34,352 | 34,877 | 34,799 | 34,348 | 33,807 | 31,180 | 31,089 | 30,875 |
| JUVENILE | | | | | | | | | | |
| New Cases Filed | 27,296 | 24,600 | 24,681 | 24,324 | 23,339 | 23,120 | 22,847 | 18,545 | 14,954 | 15,704 |
| Cases Terminated | 26,951 | 23,866 | 23,274 | 22,518 | 21,722 | 22,072 | 21,620 | 18,580 | 16,064 | 11,654 |
| MENTAL HEALTH | | | | | | | | | | |
| New Cases Filed | 6,480 | 7,072 | 7,326 | 7,689 | 7,947 | 7,933 | 7,779 | 7,533 | 7,798 | 7,120 |
| Cases Terminated | 6,531 | 7,072 | 7,408 | 7,731 | 7,905 | 7,994 | 7,804 | 7,765 | 7,887 | 7,086 |
| PROBATE | | | | | | | | | | |
| New Cases Filed | 15,553 | 15,203 | 15,728 | 16,309 | 16,619 | 16,738 | 16,191 | 15,785 | 17,777 | 18,747 |
| Cases Terminated | 15,578 | 15,578 | 15,718 | 16,151 | 16,699 | 16,751 | 16,116 | 16,126 | 17,742 | 18,498 |
| TOTAL | | | | | | | | | | |
| <i>New Cases Filed</i> | 230,481 | 216,073 | 224,591 | 217,569 | 215,369 | 232,803 | 224,014 | 228,570 | 197,609 | 199,840 |
| <i>Cases Terminated</i> | 232,552 | 216,926 | 221,450 | 212,765 | 210,040 | 228,041 | 220,935 | 226,540 | 195,320 | 198,484 |

*FY22 Civil Total Minus Distrainment Warrants and Rule 120 Cases: 19,179

Table 13 Chart
District Court New Cases Filed
Fiscal Year 2013 through 2022



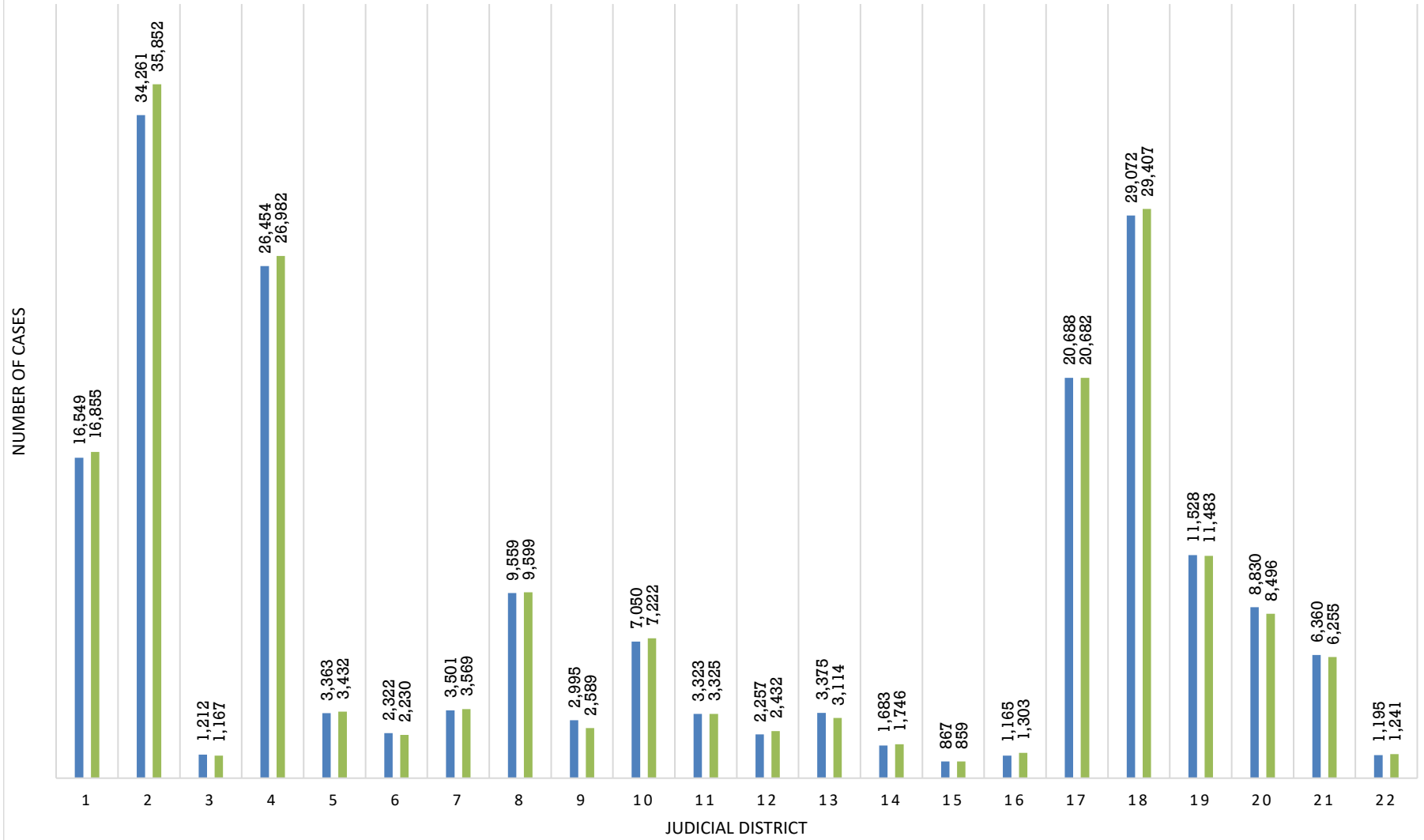
**Table 14:
District Court Filings, Terminations, and Percent Change
Fiscal Year 2021 and Fiscal Year 2022**

| Judicial District | Filings | | | Terminations | | |
|-----------------------------------|----------------|----------------|----------------|----------------|----------------|----------------|
| | FY21 | FY22 | Percent Change | FY21 | FY22 | Percent Change |
| 1 | 16,549 | 16,855 | 1.85% | 16,836 | 16,735 | -0.60% |
| 2 | 28,820 | 30,258 | 4.99% | 28,661 | 31,182 | 8.80% |
| Juvenile-2 | 1,979 | 2,066 | 4.40% | 1,744 | 1,543 | -11.53% |
| Probate-2 | 3,462 | 3,528 | 1.91% | 3,474 | 3,484 | 0.29% |
| 3 | 1,212 | 1,167 | -3.71% | 1,312 | 1,139 | -13.19% |
| 4 | 26,454 | 26,982 | 2.00% | 25,773 | 27,175 | 5.44% |
| 5 | 3,363 | 3,432 | 2.05% | 3,197 | 3,301 | 3.25% |
| 6 | 2,322 | 2,230 | -3.96% | 2,257 | 2,240 | -0.75% |
| 7 | 3,501 | 3,569 | 1.94% | 3,435 | 3,565 | 3.78% |
| 8 | 9,559 | 9,599 | 0.42% | 9,420 | 9,355 | -0.69% |
| 9 | 2,995 | 2,589 | -13.56% | 3,181 | 2,932 | -7.83% |
| 10 | 7,050 | 7,222 | 2.44% | 7,086 | 7,310 | 3.16% |
| 11 | 3,323 | 3,325 | 0.06% | 3,379 | 3,323 | -1.66% |
| 12 | 2,257 | 2,432 | 7.75% | 2,209 | 2,361 | 6.88% |
| 13 | 3,375 | 3,114 | -7.73% | 3,378 | 3,135 | -7.19% |
| 14 | 1,683 | 1,746 | 3.74% | 1,573 | 1,691 | 7.50% |
| 15 | 867 | 859 | -0.92% | 925 | 808 | -12.65% |
| 16 | 1,165 | 1,303 | 11.85% | 1,199 | 1,355 | 13.01% |
| 17 | 20,688 | 20,682 | -0.03% | 20,173 | 20,865 | 3.43% |
| 18 | 29,072 | 29,407 | 1.15% | 28,897 | 28,327 | -1.97% |
| 19 | 11,528 | 11,483 | -0.39% | 11,392 | 11,163 | -2.01% |
| 20 | 8,830 | 8,496 | -3.78% | 8,728 | 8,399 | -3.77% |
| 21 | 6,360 | 6,255 | -1.65% | 6,003 | 5,898 | -1.75% |
| 22 | 1,195 | 1,241 | 3.85% | 1,088 | 1,198 | 10.11% |
| State Total ^(a) | 197,609 | 199,840 | 1.13% | 195,320 | 198,484 | 1.62% |

^(a) Totals do not include Water Court.

**TABLE 14 CHART
DISTRICT COURT-NEW CASE FILINGS BY JUDICIAL DISTRICT
COMPARISON FISCAL YEAR 2021 AND FISCAL YEAR 2022**

■ FY2021 ■ FY2022



**Table 15:
District Court Filings and Terminations
Fiscal Year 2022**

| Judicial District | Court Location | Criminal | | Civil | | Domestic Relations | | Juvenile | | Mental Health | | Probate | | Total | |
|-------------------|-----------------|--------------|--------------|---------------|---------------|--------------------|--------------|--------------|--------------|---------------|--------------|--------------|--------------|---------------|---------------|
| | | Filings | Term. | Filings | Term. | Filings | Term. | Filings | Term. | Filings | Term. | Filings | Term. | Filings | Term |
| 1 | Gilpin | 195 | 172 | 92 | 96 | 33 | 22 | 9 | 7 | 6 | 6 | 24 | 22 | 359 | 325 |
| | Jefferson | 3,566 | 3,727 | 6,757 | 6,800 | 2,478 | 2,523 | 1,096 | 764 | 703 | 713 | 1,896 | 1,883 | 16,496 | 16,410 |
| | Total | 3,761 | 3,899 | 6,849 | 6,896 | 2,511 | 2,545 | 1,105 | 771 | 709 | 719 | 1,920 | 1,905 | 16,855 | 16,735 |
| 2 | Denver | 4,774 | 5,325 | 21,490 | 21,848 | 3,994 | 4,008 | n/a | n/a | n/a | 1 | n/a | n/a | 30,258 | 31,182 |
| | Denver Juvenile | n/a | n/a | n/a | n/a | n/a | n/a | 2,066 | 1,543 | n/a | n/a | n/a | n/a | 2,066 | 1,543 |
| | Denver Probate | n/a | n/a | 36 | 34 | n/a | n/a | n/a | n/a | 1,289 | 1,265 | 2,203 | 2,185 | 3,528 | 3,484 |
| | Total | 4,774 | 5,325 | 21,526 | 21,882 | 3,994 | 4,008 | 2,066 | 1,543 | 1,289 | 1,266 | 2,203 | 2,185 | 35,852 | 36,209 |
| 3 | Huerfano | 175 | 176 | 83 | 82 | 47 | 38 | 63 | 46 | 4 | 5 | 56 | 54 | 428 | 401 |
| | Las Animas | 221 | 267 | 208 | 192 | 121 | 105 | 100 | 80 | 5 | 3 | 84 | 91 | 739 | 738 |
| | Total | 396 | 443 | 291 | 274 | 168 | 143 | 163 | 126 | 9 | 8 | 140 | 145 | 1,167 | 1,139 |
| 4 | El Paso | 6,962 | 7,298 | 8,514 | 8,535 | 5,347 | 5,167 | 2,130 | 2,155 | 862 | 861 | 2,241 | 2,220 | 26,056 | 26,236 |
| | Teller | 293 | 306 | 320 | 329 | 129 | 127 | 67 | 56 | 15 | 12 | 102 | 109 | 926 | 939 |
| | Total | 7,255 | 7,604 | 8,834 | 8,864 | 5,476 | 5,294 | 2,197 | 2,211 | 877 | 873 | 2,343 | 2,329 | 26,982 | 27,175 |
| 5 | Clear Creek | 143 | 140 | 120 | 129 | 48 | 42 | 53 | 56 | 16 | 17 | 37 | 44 | 417 | 428 |
| | Eagle | 365 | 344 | 837 | 824 | 247 | 257 | 126 | 51 | 23 | 23 | 108 | 110 | 1,706 | 1,609 |
| | Lake | 67 | 64 | 107 | 102 | 44 | 39 | 25 | 13 | 4 | 4 | 21 | 22 | 268 | 244 |
| | Summit | 305 | 289 | 496 | 504 | 105 | 116 | 35 | 15 | 29 | 29 | 71 | 67 | 1,041 | 1,020 |
| | Total | 880 | 837 | 1,560 | 1,559 | 444 | 454 | 239 | 135 | 72 | 73 | 237 | 243 | 3,432 | 3,301 |
| 6 | Archuleta | 129 | 119 | 172 | 188 | 82 | 82 | 26 | 21 | 3 | 4 | 81 | 74 | 493 | 488 |
| | La Plata | 485 | 542 | 556 | 565 | 252 | 265 | 76 | 38 | 70 | 55 | 243 | 235 | 1,682 | 1,700 |
| | San Juan | 9 | 10 | 37 | 33 | 4 | 4 | 0 | 0 | 0 | 0 | 5 | 5 | 55 | 52 |
| | Total | 623 | 671 | 765 | 786 | 338 | 351 | 102 | 59 | 73 | 59 | 329 | 314 | 2,230 | 2,240 |
| 7 | Delta | 247 | 331 | 285 | 283 | 213 | 200 | 100 | 78 | 30 | 30 | 150 | 157 | 1,025 | 1,079 |
| | Gunnison | 120 | 93 | 178 | 165 | 62 | 63 | 44 | 22 | 11 | 8 | 68 | 69 | 483 | 420 |
| | Hinsdale | 3 | 1 | 5 | 5 | 3 | 3 | 0 | 0 | 0 | 0 | 6 | 10 | 17 | 19 |
| | Montrose | 455 | 518 | 429 | 419 | 299 | 304 | 184 | 166 | 34 | 31 | 223 | 228 | 1,624 | 1,666 |
| | Montrose-Nucla | 33 | 29 | 0 | 0 | 0 | 0 | 0 | 0 | 0 | 0 | 0 | 0 | 29 | 29 |
| | Ouray | 14 | 16 | 56 | 51 | 28 | 28 | 5 | 5 | 2 | 2 | 16 | 22 | 121 | 124 |
| | San Miguel | 63 | 52 | 127 | 115 | 31 | 31 | 14 | 4 | 4 | 4 | 27 | 22 | 266 | 228 |
| | Total | 935 | 1,040 | 1,080 | 1,038 | 636 | 629 | 347 | 275 | 81 | 75 | 490 | 508 | 3,569 | 3,565 |

**Table 15:
District Court Filings and Terminations
Fiscal Year 2022**

| Judicial District | Court Location | Criminal | | Civil | | Domestic Relations | | Juvenile | | Mental Health | | Probate | | Total | |
|-------------------|----------------|--------------|--------------|--------------|--------------|--------------------|--------------|------------|------------|---------------|------------|------------|------------|--------------|--------------|
| | | Filings | Term. | Filings | Term. | Filings | Term. | Filings | Term. | Filings | Term. | Filings | Term. | Filings | Term. |
| 8 | Jackson | 23 | 23 | 21 | 20 | 15 | 14 | 1 | 1 | 0 | 0 | 6 | 9 | 66 | 67 |
| | Larimer | 2,158 | 2,372 | 3,451 | 3,432 | 1,589 | 1,654 | 849 | 377 | 517 | 494 | 969 | 959 | 9,533 | 9,288 |
| | Total | 2,181 | 2,395 | 3,472 | 3,452 | 1,604 | 1,668 | 850 | 378 | 517 | 494 | 975 | 968 | 9,599 | 9,355 |
| 9 | Garfield | 427 | 686 | 656 | 634 | 395 | 363 | 143 | 62 | 39 | 37 | 148 | 142 | 1,808 | 1,924 |
| | Pitkin | 68 | 92 | 363 | 358 | 82 | 74 | 13 | 3 | 3 | 3 | 66 | 67 | 595 | 597 |
| | Rio Blanco | 41 | 202 | 60 | 59 | 32 | 38 | 13 | 74 | 1 | 1 | 39 | 37 | 186 | 411 |
| | Total | 536 | 980 | 1,079 | 1,051 | 509 | 475 | 169 | 139 | 43 | 41 | 253 | 246 | 2,589 | 2,932 |
| 10 | Pueblo | 1,856 | 2,084 | 2,328 | 2,319 | 1,092 | 1,153 | 691 | 491 | 372 | 425 | 883 | 838 | 7,222 | 7,310 |
| 11 | Chaffee | 213 | 251 | 213 | 209 | 125 | 106 | 54 | 43 | 14 | 14 | 89 | 87 | 708 | 710 |
| | Custer | 28 | 31 | 58 | 59 | 30 | 23 | 12 | 10 | 1 | 1 | 58 | 55 | 187 | 179 |
| | Fremont | 544 | 596 | 614 | 647 | 291 | 294 | 173 | 121 | 26 | 23 | 213 | 210 | 1,861 | 1,891 |
| | Park | 78 | 91 | 240 | 232 | 78 | 80 | 37 | 19 | 18 | 18 | 118 | 103 | 569 | 543 |
| | Total | 863 | 969 | 1,125 | 1,147 | 524 | 503 | 276 | 193 | 59 | 56 | 478 | 455 | 3,325 | 3,323 |
| 12 | Alamosa | 318 | 304 | 185 | 198 | 158 | 145 | 126 | 96 | 60 | 61 | 79 | 70 | 926 | 874 |
| | Conejos | 91 | 121 | 90 | 86 | 40 | 44 | 45 | 39 | 9 | 9 | 50 | 43 | 325 | 342 |
| | Costilla | 101 | 83 | 66 | 64 | 32 | 32 | 25 | 27 | 6 | 7 | 135 | 144 | 365 | 357 |
| | Mineral | 4 | 3 | 10 | 11 | 6 | 4 | 1 | 2 | 1 | 1 | 12 | 10 | 34 | 31 |
| | Rio Grande | 150 | 144 | 123 | 122 | 75 | 75 | 57 | 38 | 27 | 26 | 61 | 68 | 493 | 473 |
| | Saguache | 85 | 77 | 88 | 87 | 51 | 50 | 25 | 25 | 10 | 10 | 30 | 35 | 289 | 284 |
| | Total | 749 | 732 | 562 | 568 | 362 | 350 | 279 | 227 | 113 | 114 | 367 | 370 | 2,432 | 2,361 |
| 13 | Kit Carson | 106 | 61 | 50 | 53 | 38 | 43 | 18 | 14 | 12 | 12 | 43 | 42 | 267 | 225 |
| | Logan | 367 | 435 | 221 | 217 | 108 | 121 | 97 | 78 | 30 | 29 | 101 | 99 | 924 | 979 |
| | Morgan | 383 | 381 | 349 | 333 | 215 | 180 | 91 | 93 | 25 | 24 | 150 | 171 | 1,213 | 1,182 |
| | Phillips | 25 | 23 | 41 | 48 | 30 | 26 | 6 | 4 | 1 | 1 | 24 | 25 | 127 | 127 |
| | Sedgwick | 47 | 47 | 28 | 30 | 8 | 10 | 3 | 1 | 5 | 5 | 13 | 15 | 104 | 108 |
| | Washington | 21 | 27 | 47 | 49 | 28 | 27 | 27 | 18 | 3 | 6 | 38 | 43 | 164 | 170 |
| | Yuma | 61 | 83 | 124 | 123 | 46 | 53 | 26 | 25 | 9 | 9 | 49 | 51 | 315 | 344 |
| | Total | 1,010 | 1,057 | 860 | 853 | 473 | 460 | 268 | 233 | 85 | 86 | 418 | 446 | 3,114 | 3,135 |
| 14 | Grand | 122 | 117 | 266 | 242 | 52 | 56 | 19 | 10 | 3 | 3 | 52 | 53 | 514 | 481 |
| | Moffat | 197 | 214 | 136 | 138 | 104 | 99 | 29 | 20 | 2 | 2 | 61 | 58 | 529 | 531 |
| | Routt | 193 | 194 | 310 | 301 | 84 | 87 | 29 | 8 | 10 | 8 | 77 | 81 | 703 | 679 |
| | Total | 512 | 525 | 712 | 681 | 240 | 242 | 77 | 38 | 15 | 13 | 190 | 192 | 1,746 | 1,691 |

**Table 15:
District Court Filings and Terminations
Fiscal Year 2022**

| Judicial District | Court Location | Criminal | | Civil | | Domestic Relations | | Juvenile | | Mental Health | | Probate | | Total | |
|--------------------|----------------|---------------|---------------|---------------|---------------|--------------------|---------------|---------------|---------------|---------------|--------------|---------------|---------------|----------------|----------------|
| | | Filings | Term. | Filings | Term. | Filings | Term. | Filings | Term. | Filings | Term. | Filings | Term. | Filings | Term |
| 15 | Baca | 50 | 39 | 39 | 39 | 38 | 34 | 18 | 17 | 1 | 0 | 55 | 54 | 201 | 183 |
| | Cheyenne | 6 | 16 | 20 | 17 | 7 | 9 | 1 | 1 | 0 | 0 | 18 | 18 | 52 | 61 |
| | Kiowa | 9 | 8 | 7 | 9 | 10 | 10 | 9 | 5 | 0 | 0 | 15 | 15 | 50 | 47 |
| | Prowers | 138 | 153 | 154 | 157 | 96 | 91 | 101 | 50 | 7 | 7 | 60 | 59 | 556 | 517 |
| | Total | 203 | 216 | 220 | 222 | 151 | 144 | 129 | 73 | 8 | 7 | 148 | 146 | 859 | 808 |
| 16 | Bent | 81 | 70 | 64 | 68 | 43 | 49 | 27 | 35 | 6 | 7 | 24 | 37 | 245 | 266 |
| | Crowley | 99 | 88 | 76 | 63 | 33 | 29 | 31 | 30 | 3 | 3 | 25 | 34 | 267 | 247 |
| | Otero | 240 | 244 | 210 | 213 | 110 | 113 | 113 | 92 | 17 | 19 | 101 | 161 | 791 | 842 |
| | Total | 420 | 402 | 350 | 344 | 186 | 191 | 171 | 157 | 26 | 29 | 150 | 232 | 1,303 | 1,355 |
| 17 | Adams | 4,197 | 4,516 | 8,651 | 8,678 | 2,785 | 2,731 | 1,298 | 1,271 | 508 | 524 | 1,272 | 1,256 | 18,711 | 18,976 |
| | Broomfield | 496 | 426 | 882 | 894 | 291 | 292 | 85 | 67 | 53 | 53 | 164 | 157 | 1,971 | 1,889 |
| | Total | 4,693 | 4,942 | 9,533 | 9,572 | 3,076 | 3,023 | 1,383 | 1,338 | 561 | 577 | 1,436 | 1,413 | 20,682 | 20,865 |
| 18 | Arapahoe | 2,944 | 2,990 | 9,942 | 10,017 | 3,142 | 3,074 | 1,479 | 955 | 861 | 836 | 1,930 | 1,813 | 20,298 | 19,685 |
| | Douglas | 1,364 | 1,370 | 3,357 | 3,377 | 1,609 | 1,568 | 762 | 354 | 307 | 304 | 799 | 794 | 8,198 | 7,767 |
| | Elbert | 81 | 92 | 283 | 284 | 144 | 122 | 44 | 17 | 21 | 20 | 73 | 62 | 646 | 597 |
| | Lincoln | 101 | 125 | 71 | 66 | 38 | 37 | 26 | 20 | 3 | 3 | 26 | 27 | 265 | 278 |
| | Total | 4,490 | 4,577 | 13,653 | 13,744 | 4,933 | 4,801 | 2,311 | 1,346 | 1,192 | 1,163 | 2,828 | 2,696 | 29,407 | 28,327 |
| 19 | Weld | 2,311 | 2,385 | 4,436 | 4,441 | 1,951 | 2,015 | 1,414 | 963 | 247 | 247 | 1,124 | 1,112 | 11,483 | 11,163 |
| 20 | Boulder | 2,149 | 2,264 | 3,026 | 3,095 | 1,293 | 1,263 | 633 | 434 | 444 | 443 | 951 | 900 | 8,496 | 8,399 |
| 21 | Mesa | 1,904 | 1,979 | 1,593 | 1,533 | 1,033 | 985 | 709 | 409 | 317 | 307 | 699 | 685 | 6,255 | 5,898 |
| 22 | Dolores | 18 | 18 | 32 | 33 | 6 | 7 | 11 | 5 | 1 | 1 | 19 | 21 | 87 | 85 |
| | Montezuma | 436 | 427 | 260 | 246 | 168 | 171 | 114 | 110 | 10 | 10 | 166 | 149 | 1,154 | 1,113 |
| | Total | 454 | 445 | 292 | 279 | 174 | 178 | 125 | 115 | 11 | 11 | 185 | 170 | 1,241 | 1,198 |
| State Total | | 42,955 | 45,771 | 84,146 | 84,600 | 31,168 | 30,875 | 15,704 | 11,654 | 7,120 | 7,086 | 18,747 | 18,498 | 199,840 | 198,484 |

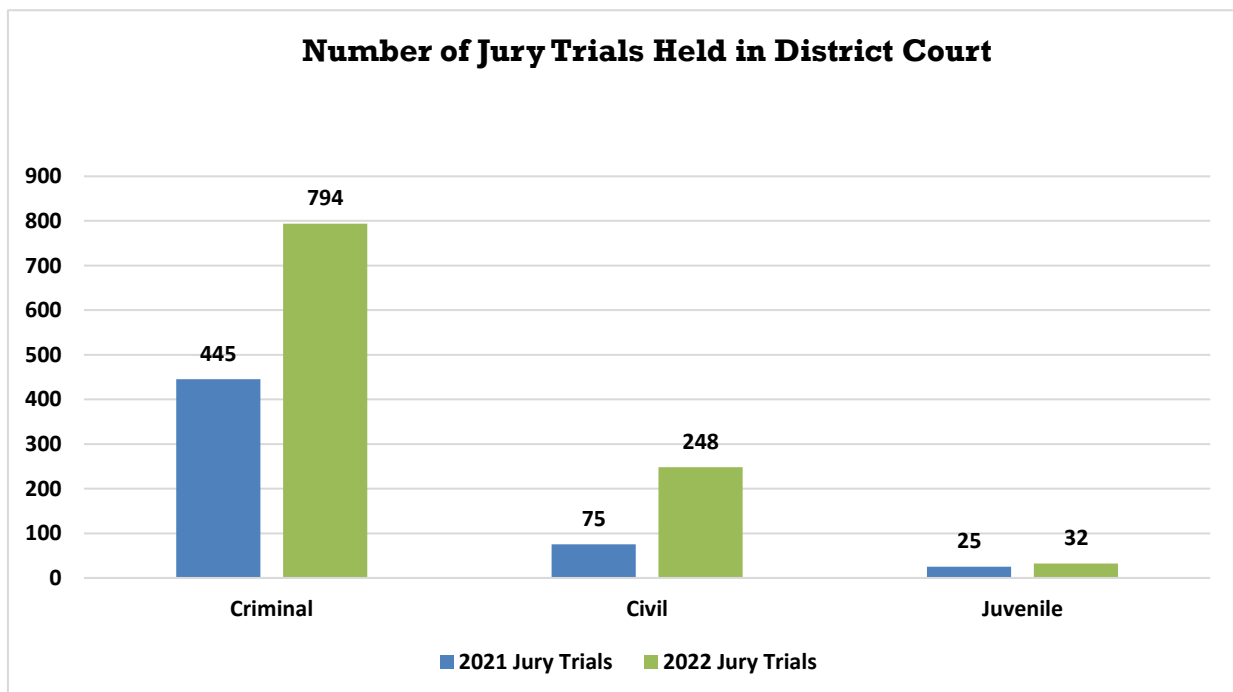
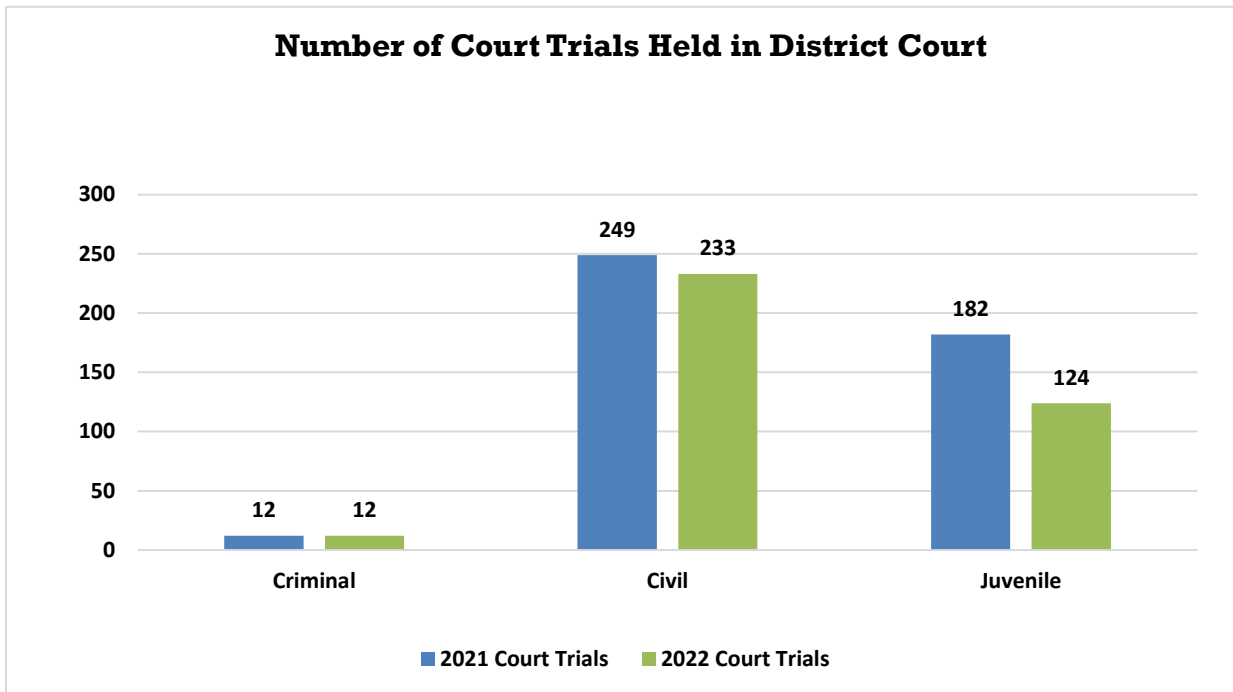
**Table 16:
Number of Court and Jury Trials Held in District Court
Fiscal Year 2022**

| Judicial District | Court Location | Criminal | | Civil | | Juvenile | | Total | |
|-------------------|-----------------|--------------|-------------|--------------|-------------|--------------|-------------|--------------|-------------|
| | | Court Trials | Jury Trials | Court Trials | Jury Trials | Court Trials | Jury Trials | Court Trials | Jury Trials |
| 1 | Gilpin | 0 | 1 | 1 | 0 | 0 | 0 | 1 | 1 |
| | Jefferson | 2 | 72 | 13 | 0 | 2 | 2 | 17 | 74 |
| | <i>Total</i> | 2 | 73 | 14 | 0 | 2 | 2 | 18 | 75 |
| 2 | Denver | 2 | 99 | 50 | 84 | 0 | 0 | 52 | 183 |
| | Denver Juvenile | 0 | 0 | 0 | 0 | 25 | 3 | 25 | 3 |
| | <i>Total</i> | 2 | 99 | 50 | 84 | 25 | 3 | 77 | 186 |
| 3 | Huerfano | 0 | 4 | 2 | 0 | 1 | 0 | 3 | 4 |
| | Las Animas | 0 | 0 | 2 | 0 | 0 | 0 | 2 | 0 |
| | <i>Total</i> | 0 | 4 | 4 | 0 | 1 | 0 | 5 | 4 |
| 4 | El Paso | 1 | 115 | 23 | 30 | 5 | 3 | 29 | 148 |
| | Teller | 0 | 7 | 2 | 0 | 0 | 0 | 2 | 7 |
| | <i>Total</i> | 1 | 122 | 25 | 30 | 5 | 3 | 31 | 155 |
| 5 | Clear Creek | 0 | 8 | 0 | 2 | 0 | 0 | 0 | 10 |
| | Eagle | 0 | 0 | 5 | 0 | 1 | 0 | 6 | 0 |
| | Lake | 0 | 4 | 0 | 2 | 1 | 0 | 1 | 6 |
| | Summit | 0 | 3 | 2 | 1 | 0 | 0 | 2 | 4 |
| | <i>Total</i> | 0 | 15 | 7 | 5 | 2 | 0 | 9 | 20 |
| 6 | Archuleta | 0 | 0 | 3 | 0 | 0 | 0 | 3 | 0 |
| | La Plata | 0 | 7 | 3 | 3 | 1 | 0 | 4 | 10 |
| | San Juan | 0 | 1 | 0 | 0 | 0 | 0 | 0 | 1 |
| | <i>Total</i> | 0 | 8 | 6 | 3 | 1 | 0 | 7 | 11 |
| 7 | Delta | 1 | 8 | 2 | 2 | 3 | 0 | 6 | 10 |
| | Gunnison | 0 | 1 | 1 | 1 | 0 | 0 | 1 | 2 |
| | Hinsdale | 0 | 0 | 0 | 0 | 0 | 0 | 0 | 0 |
| | Montrose | 0 | 5 | 3 | 2 | 0 | 0 | 3 | 7 |
| | Ouray | 0 | 1 | 0 | 0 | 0 | 0 | 0 | 1 |
| | San Miguel | 1 | 0 | 2 | 1 | 0 | 0 | 3 | 1 |
| | <i>Total</i> | 2 | 15 | 8 | 6 | 3 | 0 | 13 | 21 |
| 8 | Jackson | 0 | 3 | 0 | 0 | 0 | 0 | 0 | 3 |
| | Larimer | 1 | 22 | 9 | 13 | 3 | 3 | 13 | 38 |
| | <i>Total</i> | 1 | 25 | 9 | 13 | 3 | 3 | 13 | 41 |
| 9 | Garfield | 0 | 8 | 1 | 1 | 0 | 0 | 1 | 9 |
| | Pitkin | 0 | 6 | 3 | 0 | 0 | 0 | 3 | 6 |
| | Rio Blanco | 0 | 0 | 0 | 1 | 0 | 0 | 0 | 1 |
| | <i>Total</i> | 0 | 14 | 4 | 2 | 0 | 0 | 4 | 16 |
| 10 | Pueblo | 1 | 26 | 6 | 3 | 1 | 0 | 8 | 29 |
| 11 | Chaffee | 0 | 4 | 0 | 0 | 1 | 1 | 1 | 5 |
| | Custer | 0 | 2 | 1 | 0 | 0 | 0 | 1 | 2 |
| | Fremont | 0 | 8 | 4 | 2 | 2 | 1 | 6 | 11 |
| | Park | 1 | 1 | 1 | 0 | 0 | 1 | 2 | 2 |
| | <i>Total</i> | 1 | 15 | 6 | 2 | 3 | 3 | 10 | 20 |

**Table 16:
Number of Court and Jury Trials Held in District Court
Fiscal Year 2022**

| Judicial District | Court Location | Criminal | | Civil | | Juvenile | | Total | |
|--------------------|----------------|--------------|-------------|--------------|-------------|--------------|-------------|--------------|--------------|
| | | Court Trials | Jury Trials | Court Trials | Jury Trials | Court Trials | Jury Trials | Court Trials | Jury Trials |
| 12 | Alamosa | 0 | 4 | 0 | 0 | 4 | 2 | 4 | 6 |
| | Conejos | 0 | 1 | 0 | 0 | 0 | 0 | 0 | 1 |
| | Costilla | 0 | 0 | 1 | 0 | 1 | 0 | 2 | 0 |
| | Mineral | 0 | 0 | 1 | 0 | 0 | 0 | 1 | 0 |
| | Rio Grande | 0 | 1 | 1 | 0 | 2 | 0 | 3 | 1 |
| | Saguache | 0 | 0 | 0 | 0 | 0 | 0 | 0 | 0 |
| | <i>Total</i> | 0 | 6 | 3 | 0 | 7 | 2 | 10 | 8 |
| 13 | Kit Carson | 0 | 0 | 1 | 0 | 0 | 0 | 1 | 0 |
| | Logan | 0 | 1 | 1 | 1 | 1 | 1 | 2 | 3 |
| | Morgan | 0 | 6 | 0 | 1 | 0 | 2 | 0 | 9 |
| | Phillips | 0 | 0 | 0 | 0 | 0 | 0 | 0 | 0 |
| | Sedgwick | 0 | 1 | 1 | 0 | 0 | 0 | 1 | 1 |
| | Washington | 0 | 0 | 1 | 0 | 0 | 0 | 1 | 0 |
| | Yuma | 0 | 0 | 0 | 0 | 0 | 0 | 0 | 0 |
| <i>Total</i> | 0 | 8 | 4 | 2 | 1 | 3 | 5 | 13 | |
| 14 | Grand | 0 | 0 | 3 | 0 | 0 | 0 | 3 | 0 |
| | Moffat | 0 | 5 | 0 | 0 | 1 | 0 | 1 | 5 |
| | Routt | 0 | 6 | 0 | 2 | 1 | 0 | 1 | 8 |
| | <i>Total</i> | 0 | 11 | 3 | 2 | 2 | 0 | 5 | 13 |
| 15 | Baca | 0 | 0 | 0 | 0 | 0 | 0 | 0 | 0 |
| | Cheyenne | 0 | 0 | 0 | 0 | 0 | 0 | 0 | 0 |
| | Kiowa | 0 | 0 | 1 | 0 | 0 | 0 | 1 | 0 |
| | Prowers | 0 | 0 | 1 | 2 | 0 | 0 | 1 | 2 |
| | <i>Total</i> | 0 | 0 | 2 | 2 | 0 | 0 | 2 | 2 |
| 16 | Bent | 0 | 0 | 0 | 0 | 0 | 0 | 0 | 0 |
| | Crowley | 0 | 2 | 0 | 0 | 0 | 1 | 0 | 3 |
| | Otero | 0 | 5 | 1 | 0 | 0 | 0 | 1 | 5 |
| | <i>Total</i> | 0 | 7 | 1 | 0 | 0 | 1 | 1 | 8 |
| 17 | Adams | 0 | 85 | 15 | 13 | 9 | 3 | 24 | 101 |
| | Broomfield | 0 | 4 | 0 | 1 | 1 | 0 | 1 | 5 |
| | <i>Total</i> | 0 | 89 | 15 | 14 | 10 | 3 | 25 | 106 |
| 18 | Arapahoe | 1 | 96 | 20 | 23 | 17 | 1 | 38 | 120 |
| | Douglas | 1 | 20 | 11 | 17 | 3 | 1 | 15 | 38 |
| | Elbert | 0 | 5 | 1 | 2 | 0 | 0 | 1 | 7 |
| | Lincoln | 0 | 3 | 1 | 2 | 1 | 0 | 2 | 5 |
| | <i>Total</i> | 2 | 124 | 33 | 44 | 21 | 2 | 56 | 170 |
| 19 | Weld | 0 | 53 | 8 | 16 | 15 | 1 | 23 | 70 |
| 20 | Boulder | 0 | 32 | 15 | 14 | 4 | 1 | 19 | 47 |
| 21 | Mesa | 0 | 44 | 8 | 5 | 17 | 4 | 25 | 53 |
| 22 | Dolores | 0 | 1 | 0 | 0 | 0 | 0 | 0 | 1 |
| | Montezuma | 0 | 3 | 2 | 1 | 1 | 1 | 3 | 5 |
| | <i>Total</i> | 0 | 4 | 2 | 1 | 1 | 1 | 3 | 6 |
| State Total | | 12 | 794 | 233 | 248 | 124 | 32 | 369 | 1,074 |

Table 16 Chart
Number of Court and Jury Trials Held in District Court
Comparison Fiscal Year 2021 and Fiscal Year 2022



**Table 17:
District Court Civil Filings by Case Type
Fiscal Year 2022**

| Judicial District | Court Location | Breach of Contract (CT) | Breach of Warranty (BW) | County Court Counter Claim (CC) | Condemnation (CD) | Confirm Arbitration Award (AW) | Conservation Easements (CE) | County Court or Municipal Appeal (CP) |
|-------------------|-----------------|-------------------------|-------------------------|---------------------------------|-------------------|--------------------------------|-----------------------------|---------------------------------------|
| 1 | Gilpin | 2 | 0 | 0 | 0 | 0 | 0 | 2 |
| | Jefferson | 190 | 3 | 0 | 4 | 2 | 0 | 79 |
| | <i>Total</i> | 192 | 3 | 0 | 4 | 2 | 0 | 81 |
| 2 | Denver | 454 | 11 | 11 | 2 | 35 | 0 | 62 |
| | Denver Probate* | 0 | 0 | 0 | 0 | 0 | 0 | 0 |
| | <i>Total</i> | 454 | 11 | 11 | 2 | 35 | 0 | 62 |
| 3 | Huerfano | 0 | 0 | 0 | 0 | 0 | 0 | 2 |
| | Las Animas | 5 | 0 | 0 | 0 | 0 | 0 | 1 |
| | <i>Total</i> | 5 | 0 | 0 | 0 | 0 | 0 | 3 |
| 4 | El Paso | 280 | 1 | 27 | 1 | 2 | 0 | 69 |
| | Teller | 11 | 0 | 0 | 0 | 0 | 0 | 5 |
| | <i>Total</i> | 291 | 1 | 27 | 1 | 2 | 0 | 74 |
| 5 | Clear Creek | 4 | 0 | 0 | 0 | 0 | 0 | 1 |
| | Eagle | 29 | 0 | 0 | 0 | 0 | 0 | 7 |
| | Lake | 5 | 0 | 0 | 0 | 0 | 0 | 1 |
| | Summit | 20 | 1 | 0 | 0 | 0 | 0 | 2 |
| | <i>Total</i> | 58 | 1 | 0 | 0 | 0 | 0 | 11 |
| 6 | Archuleta | 1 | 0 | 2 | 0 | 0 | 0 | 3 |
| | La Plata | 20 | 0 | 4 | 0 | 1 | 0 | 7 |
| | San Juan | 1 | 0 | 0 | 0 | 0 | 0 | 0 |
| | <i>Total</i> | 22 | 0 | 6 | 0 | 1 | 0 | 10 |
| 7 | Delta | 6 | 0 | 0 | 0 | 1 | 0 | 3 |
| | Gunnison | 10 | 0 | 0 | 0 | 0 | 0 | 3 |
| | Hinsdale | 0 | 0 | 0 | 0 | 0 | 0 | 0 |
| | Montrose | 9 | 0 | 0 | 0 | 0 | 0 | 6 |
| | Ouray | 3 | 2 | 0 | 0 | 0 | 0 | 1 |
| | San Miguel | 9 | 0 | 0 | 0 | 0 | 0 | 1 |
| | <i>Total</i> | 37 | 2 | 0 | 0 | 1 | 0 | 14 |

*Denver Probate Court handles Extreme Risk Protection Orders (ERPO) along with Denver District Court.

**Table 17:
District Court Civil Filings by Case Type
Fiscal Year 2022**

| Judicial District | Court Location | Declaratory Judgment (DJ) | Deprivation of Rights (RD) | Determination of Interests (DI) | Disclaimer (DC) | Distrain Warrant (DT) | Employment Discrimination (ED) | Extreme Risk (ER) | Foreclosure Other Than Rule 120 (FC) |
|-------------------|-----------------|---------------------------|----------------------------|---------------------------------|-----------------|-----------------------|--------------------------------|-------------------|--------------------------------------|
| 1 | Gilpin | 2 | 0 | 0 | 0 | 66 | 1 | 0 | 0 |
| | Jefferson | 14 | 3 | 6 | 0 | 5,161 | 2 | 10 | 49 |
| | Total | 16 | 3 | 6 | 0 | 5,227 | 3 | 10 | 49 |
| 2 | Denver | 81 | 0 | 0 | 0 | 17,116 | 23 | 0 | 115 |
| | Denver Probate* | 0 | 0 | 0 | 0 | 0 | 0 | 33 | 0 |
| | Total | 81 | 0 | 0 | 0 | 17,116 | 23 | 33 | 115 |
| 3 | Huerfano | 1 | 1 | 0 | 0 | 40 | 0 | 0 | 1 |
| | Las Animas | 3 | 0 | 0 | 0 | 127 | 1 | 0 | 1 |
| | Total | 4 | 1 | 0 | 0 | 167 | 1 | 0 | 2 |
| 4 | El Paso | 20 | 2 | 3 | 0 | 6,035 | 10 | 15 | 71 |
| | Teller | 2 | 0 | 0 | 0 | 223 | 0 | 1 | 1 |
| | Total | 22 | 2 | 3 | 0 | 6,258 | 10 | 16 | 72 |
| 5 | Clear Creek | 1 | 1 | 0 | 0 | 83 | 0 | 0 | 1 |
| | Eagle | 10 | 0 | 0 | 0 | 614 | 0 | 1 | 36 |
| | Lake | 0 | 0 | 0 | 0 | 83 | 0 | 0 | 1 |
| | Summit | 6 | 0 | 0 | 0 | 351 | 0 | 1 | 12 |
| | Total | 17 | 1 | 0 | 0 | 1,131 | 0 | 2 | 50 |
| 6 | Archuleta | 4 | 0 | 0 | 0 | 95 | 0 | 2 | 15 |
| | La Plata | 7 | 0 | 0 | 0 | 404 | 0 | 3 | 5 |
| | San Juan | 0 | 0 | 0 | 0 | 30 | 0 | 0 | 1 |
| | Total | 11 | 0 | 0 | 0 | 529 | 0 | 5 | 21 |
| 7 | Delta | 2 | 1 | 0 | 0 | 200 | 0 | 0 | 2 |
| | Gunnison | 4 | 0 | 0 | 0 | 115 | 0 | 0 | 0 |
| | Hinsdale | 0 | 0 | 0 | 0 | 0 | 0 | 0 | 0 |
| | Montrose | 6 | 0 | 0 | 0 | 316 | 0 | 0 | 1 |
| | Ouray | 1 | 0 | 0 | 0 | 35 | 0 | 0 | 0 |
| | San Miguel | 4 | 0 | 1 | 0 | 78 | 0 | 0 | 1 |
| | Total | 17 | 1 | 1 | 0 | 744 | 0 | 0 | 4 |

*Denver Probate Court handles Extreme Risk Protection Orders (ERPO) along with Denver District Court.

**Table 17:
District Court Civil Filings by Case Type
Fiscal Year 2022**

| Judicial District | Court Location | Forcible Entry and Detainer (FE) | Foreign Judgment (FJ) | Fraud (FD) | Goods Sold and Delivered (GS) | Injunctive Relief (IR) | Landlord-Tenant (LT) | Lien (LN) |
|-------------------|-----------------|-------------------------------------|--------------------------|------------|----------------------------------|---------------------------|-------------------------|-----------|
| 1 | Gilpin | 0 | 0 | 1 | 0 | 0 | 0 | 0 |
| | Jefferson | 29 | 30 | 14 | 14 | 24 | 1 | 1 |
| | <i>Total</i> | 29 | 30 | 15 | 14 | 24 | 1 | 1 |
| 2 | Denver | 55 | 47 | 47 | 63 | 132 | 85 | 3 |
| | Denver Probate* | 0 | 0 | 0 | 0 | 0 | 0 | 0 |
| | <i>Total</i> | 55 | 47 | 47 | 63 | 132 | 85 | 3 |
| 3 | Huerfano | 0 | 0 | 0 | 0 | 1 | 0 | 0 |
| | Las Animas | 2 | 1 | 0 | 0 | 2 | 0 | 1 |
| | <i>Total</i> | 2 | 1 | 0 | 0 | 3 | 0 | 1 |
| 4 | El Paso | 26 | 33 | 21 | 15 | 27 | 5 | 0 |
| | Teller | 3 | 2 | 0 | 0 | 3 | 0 | 1 |
| | <i>Total</i> | 29 | 35 | 21 | 15 | 30 | 5 | 1 |
| 5 | Clear Creek | 1 | 0 | 0 | 0 | 0 | 0 | 0 |
| | Eagle | 2 | 10 | 3 | 3 | 4 | 0 | 1 |
| | Lake | 0 | 1 | 0 | 0 | 1 | 0 | 0 |
| | Summit | 0 | 5 | 0 | 1 | 4 | 0 | 0 |
| | <i>Total</i> | 3 | 16 | 3 | 4 | 9 | 0 | 1 |
| 6 | Archuleta | 2 | 2 | 1 | 0 | 1 | 1 | 0 |
| | La Plata | 0 | 6 | 1 | 2 | 3 | 0 | 0 |
| | San Juan | 0 | 0 | 0 | 0 | 0 | 0 | 0 |
| | <i>Total</i> | 2 | 8 | 2 | 2 | 4 | 1 | 0 |
| 7 | Delta | 1 | 1 | 0 | 0 | 3 | 0 | 1 |
| | Gunnison | 3 | 2 | 1 | 0 | 3 | 0 | 0 |
| | Hinsdale | 0 | 0 | 0 | 0 | 0 | 0 | 0 |
| | Montrose | 2 | 3 | 0 | 2 | 1 | 0 | 0 |
| | Ouray | 1 | 0 | 0 | 0 | 1 | 0 | 0 |
| | San Miguel | 0 | 1 | 0 | 0 | 2 | 0 | 0 |
| | <i>Total</i> | 7 | 7 | 1 | 2 | 10 | 0 | 1 |

*Denver Probate Court handles Extreme Risk Protection Orders (ERPO) along with Denver District Court.

**Table 17:
District Court Civil Filings by Case Type
Fiscal Year 2022**

| Judicial District | Court Location | Motion to Approve | | | | | | | |
|-------------------|-----------------|-------------------|---------------------|------------|--|------------------|-----------------|-----------|--|
| | | Malpractice (MP) | Mechanics Lien (ML) | Money (MY) | Transfer of Structured Settlement (TS) | Name Change (NC) | Negligence (NG) | Note (NT) | |
| 1 | Gilpin | 0 | 0 | 3 | 0 | 0 | 0 | 0 | |
| | Jefferson | 11 | 12 | 198 | 12 | 42 | 50 | 7 | |
| | <i>Total</i> | <i>11</i> | <i>12</i> | <i>201</i> | <i>12</i> | <i>42</i> | <i>50</i> | <i>7</i> | |
| 2 | Denver | 55 | 84 | 279 | 18 | 92 | 85 | 50 | |
| | Denver Probate* | 0 | 0 | 0 | 0 | 0 | 0 | 0 | |
| | <i>Total</i> | <i>55</i> | <i>84</i> | <i>279</i> | <i>18</i> | <i>92</i> | <i>85</i> | <i>50</i> | |
| 3 | Huerfano | 0 | 2 | 4 | 2 | 2 | 0 | 0 | |
| | Las Animas | 0 | 0 | 5 | 2 | 5 | 1 | 1 | |
| | <i>Total</i> | <i>0</i> | <i>2</i> | <i>9</i> | <i>4</i> | <i>7</i> | <i>1</i> | <i>1</i> | |
| 4 | El Paso | 15 | 27 | 263 | 28 | 50 | 50 | 3 | |
| | Teller | 0 | 2 | 6 | 0 | 6 | 1 | 0 | |
| | <i>Total</i> | <i>15</i> | <i>29</i> | <i>269</i> | <i>28</i> | <i>56</i> | <i>51</i> | <i>3</i> | |
| 5 | Clear Creek | 0 | 1 | 4 | 0 | 0 | 2 | 0 | |
| | Eagle | 1 | 1 | 24 | 0 | 0 | 8 | 0 | |
| | Lake | 0 | 1 | 1 | 1 | 0 | 0 | 0 | |
| | Summit | 1 | 2 | 9 | 1 | 0 | 3 | 0 | |
| | <i>Total</i> | <i>2</i> | <i>5</i> | <i>38</i> | <i>2</i> | <i>0</i> | <i>13</i> | <i>0</i> | |
| 6 | Archuleta | 0 | 0 | 1 | 1 | 1 | 2 | 0 | |
| | La Plata | 0 | 1 | 24 | 0 | 3 | 2 | 1 | |
| | San Juan | 0 | 0 | 0 | 0 | 0 | 3 | 0 | |
| | <i>Total</i> | <i>0</i> | <i>1</i> | <i>25</i> | <i>1</i> | <i>4</i> | <i>7</i> | <i>1</i> | |
| 7 | Delta | 0 | 1 | 5 | 0 | 0 | 2 | 0 | |
| | Gunnison | 0 | 1 | 9 | 0 | 0 | 5 | 0 | |
| | Hinsdale | 0 | 0 | 1 | 0 | 0 | 0 | 0 | |
| | Montrose | 1 | 1 | 19 | 0 | 6 | 3 | 0 | |
| | Ouray | 0 | 2 | 1 | 0 | 0 | 0 | 0 | |
| | San Miguel | 0 | 1 | 5 | 2 | 0 | 2 | 0 | |
| | <i>Total</i> | <i>1</i> | <i>6</i> | <i>40</i> | <i>2</i> | <i>6</i> | <i>12</i> | <i>0</i> | |

*Denver Probate Court handles Extreme Risk Protection Orders (ERPO) along with Denver District Court.

**Table 17:
District Court Civil Filings by Case Type
Fiscal Year 2022**

| Judicial District | Court Location | Other (OT) | Out of State Subpoena (SB) | Personal Injury (PL) | Personal Injury - Motor Vehicle (PM) | Petition to Seal Criminal Conviction (PC) | Petition to Seal Criminal Record (RC) | Prohibition (PE) | Property Damage (PD) |
|-------------------|-----------------|------------|----------------------------|----------------------|--------------------------------------|---|---------------------------------------|------------------|----------------------|
| 1 | Gilpin | 4 | 1 | 2 | 3 | 2 | 0 | 0 | 0 |
| | Jefferson | 128 | 44 | 88 | 241 | 3 | 28 | 0 | 2 |
| | Total | 132 | 45 | 90 | 244 | 5 | 28 | 0 | 2 |
| 2 | Denver | 129 | 138 | 299 | 894 | 91 | 176 | 0 | 2 |
| | Denver Probate* | 0 | 0 | 0 | 0 | 0 | 0 | 0 | 0 |
| | Total | 129 | 138 | 299 | 894 | 91 | 176 | 0 | 2 |
| 3 | Huerfano | 5 | 1 | 1 | 2 | 1 | 0 | 0 | 0 |
| | Las Animas | 9 | 1 | 3 | 7 | 0 | 0 | 0 | 1 |
| | Total | 14 | 2 | 4 | 9 | 1 | 0 | 0 | 1 |
| 4 | El Paso | 180 | 54 | 134 | 471 | 6 | 13 | 0 | 5 |
| | Teller | 6 | 3 | 3 | 7 | 0 | 1 | 0 | 0 |
| | Total | 186 | 57 | 137 | 478 | 6 | 14 | 0 | 5 |
| 5 | Clear Creek | 4 | 0 | 0 | 4 | 0 | 0 | 0 | 0 |
| | Eagle | 12 | 4 | 14 | 12 | 2 | 1 | 0 | 2 |
| | Lake | 2 | 0 | 2 | 2 | 0 | 0 | 0 | 0 |
| | Summit | 10 | 4 | 19 | 10 | 1 | 2 | 0 | 0 |
| | Total | 28 | 8 | 35 | 28 | 3 | 3 | 0 | 2 |
| 6 | Archuleta | 1 | 0 | 1 | 2 | 0 | 0 | 0 | 0 |
| | La Plata | 12 | 2 | 7 | 10 | 1 | 0 | 0 | 1 |
| | San Juan | 0 | 0 | 1 | 0 | 0 | 0 | 0 | 0 |
| | Total | 13 | 2 | 9 | 12 | 1 | 0 | 0 | 1 |
| 7 | Delta | 10 | 0 | 4 | 3 | 0 | 0 | 0 | 0 |
| | Gunnison | 5 | 1 | 2 | 0 | 1 | 0 | 0 | 0 |
| | Hinsdale | 2 | 0 | 0 | 0 | 0 | 0 | 0 | 0 |
| | Montrose | 9 | 2 | 6 | 5 | 1 | 1 | 0 | 0 |
| | Ouray | 4 | 0 | 2 | 0 | 0 | 1 | 0 | 0 |
| | San Miguel | 3 | 1 | 2 | 2 | 0 | 0 | 0 | 0 |
| | Total | 33 | 4 | 16 | 10 | 2 | 2 | 0 | 0 |

*Denver Probate Court handles Extreme Risk Protection Orders (ERPO) along with Denver District Court.

**Table 17:
District Court Civil Filings by Case Type
Fiscal Year 2022**

| Judicial District | Court Location | Protection Order (RS) | Public Nuisance (PH) | Public Utilities (PU) | Replevin (RP) | Review - Other | Rule 105 Quiet Title (R5) | Rule 106 - Writs / Contempt (R6) |
|-------------------|-----------------|--------------------------|-------------------------|--------------------------|---------------|-----------------------------------|------------------------------|-------------------------------------|
| | | | | | | Local Government / Person (RV) | | |
| 1 | Gilpin | 0 | 0 | 0 | 0 | 0 | 1 | 0 |
| | Jefferson | 0 | 0 | 0 | 21 | 21 | 19 | 4 |
| | <i>Total</i> | 0 | 0 | 0 | 21 | 21 | 20 | 4 |
| 2 | Denver | 10 | 102 | 1 | 35 | 50 | 25 | 32 |
| | Denver Probate* | 2 | 0 | 0 | 0 | 0 | 1 | 0 |
| | <i>Total</i> | 12 | 102 | 1 | 35 | 50 | 26 | 32 |
| 3 | Huerfano | 1 | 0 | 0 | 0 | 0 | 12 | 0 |
| | Las Animas | 0 | 0 | 0 | 0 | 0 | 5 | 2 |
| | <i>Total</i> | 1 | 0 | 0 | 0 | 0 | 17 | 2 |
| 4 | El Paso | 0 | 48 | 0 | 48 | 15 | 26 | 33 |
| | Teller | 1 | 0 | 0 | 3 | 0 | 4 | 0 |
| | <i>Total</i> | 1 | 48 | 0 | 51 | 15 | 30 | 33 |
| 5 | Clear Creek | 0 | 0 | 0 | 0 | 0 | 5 | 1 |
| | Eagle | 0 | 0 | 0 | 3 | 4 | 7 | 3 |
| | Lake | 0 | 0 | 0 | 2 | 0 | 2 | 0 |
| | Summit | 1 | 0 | 0 | 2 | 1 | 6 | 0 |
| | <i>Total</i> | 1 | 0 | 0 | 7 | 5 | 20 | 4 |
| 6 | Archuleta | 0 | 0 | 0 | 1 | 0 | 27 | 1 |
| | La Plata | 0 | 0 | 0 | 5 | 3 | 2 | 1 |
| | San Juan | 0 | 0 | 0 | 0 | 0 | 1 | 0 |
| | <i>Total</i> | 0 | 0 | 0 | 6 | 3 | 30 | 2 |
| 7 | Delta | 0 | 0 | 0 | 2 | 0 | 9 | 0 |
| | Gunnison | 0 | 0 | 0 | 1 | 3 | 8 | 1 |
| | Hinsdale | 0 | 0 | 0 | 0 | 0 | 1 | 0 |
| | Montrose | 0 | 0 | 0 | 2 | 1 | 10 | 0 |
| | Ouray | 0 | 0 | 0 | 0 | 0 | 0 | 2 |
| | San Miguel | 0 | 0 | 0 | 0 | 1 | 4 | 4 |
| | <i>Total</i> | 0 | 0 | 0 | 5 | 5 | 32 | 7 |

*Denver Probate Court handles Extreme Risk Protection Orders (ERPO) along with Denver District Court.

**Table 17:
District Court Civil Filings by Case Type
Fiscal Year 2022**

| Judicial District | Court Location | Rule 120 Deed of Trust (R2) | Services Rendered (SV) | Sexual Harassment (SH) | Sexual Misconduct on Minor (MM) | Special District (SD) | Specific Performance (SP) | Unemployment Compensation (UC) | U Visa Certification (VC) |
|-------------------|-----------------|-----------------------------|------------------------|------------------------|---------------------------------|-----------------------|---------------------------|--------------------------------|---------------------------|
| 1 | Gilpin | 1 | 0 | 0 | 0 | 0 | 0 | 0 | 0 |
| | Jefferson | 148 | 14 | 0 | 1 | 5 | 1 | 1 | 0 |
| | <i>Total</i> | 149 | 14 | 0 | 1 | 5 | 1 | 1 | 0 |
| 2 | Denver | 172 | 175 | 3 | 0 | 0 | 1 | 0 | 0 |
| | Denver Probate* | 0 | 0 | 0 | 0 | 0 | 0 | 0 | 0 |
| | <i>Total</i> | 172 | 175 | 3 | 0 | 0 | 1 | 0 | 0 |
| 3 | Huerfano | 4 | 0 | 0 | 0 | 0 | 0 | 0 | 0 |
| | Las Animas | 19 | 0 | 0 | 0 | 0 | 0 | 0 | 0 |
| | <i>Total</i> | 23 | 0 | 0 | 0 | 0 | 0 | 0 | 0 |
| 4 | El Paso | 265 | 14 | 0 | 0 | 27 | 2 | 1 | 0 |
| | Teller | 21 | 2 | 0 | 0 | 0 | 1 | 0 | 0 |
| | <i>Total</i> | 286 | 16 | 0 | 0 | 27 | 3 | 1 | 0 |
| 5 | Clear Creek | 4 | 1 | 0 | 0 | 0 | 1 | 0 | 0 |
| | Eagle | 15 | 1 | 1 | 0 | 0 | 1 | 0 | 0 |
| | Lake | 1 | 0 | 0 | 0 | 1 | 0 | 0 | 0 |
| | Summit | 18 | 0 | 0 | 0 | 2 | 0 | 0 | 0 |
| | <i>Total</i> | 38 | 2 | 1 | 0 | 3 | 2 | 0 | 0 |
| 6 | Archuleta | 5 | 0 | 0 | 0 | 0 | 0 | 0 | 0 |
| | La Plata | 15 | 1 | 0 | 0 | 1 | 0 | 0 | 0 |
| | San Juan | 0 | 0 | 0 | 0 | 0 | 0 | 0 | 0 |
| | <i>Total</i> | 20 | 1 | 0 | 0 | 1 | 0 | 0 | 0 |
| 7 | Delta | 28 | 0 | 0 | 0 | 0 | 0 | 0 | 0 |
| | Gunnison | 0 | 0 | 0 | 0 | 0 | 0 | 0 | 0 |
| | Hinsdale | 0 | 0 | 0 | 0 | 1 | 0 | 0 | 0 |
| | Montrose | 13 | 2 | 1 | 0 | 0 | 0 | 0 | 0 |
| | Ouray | 0 | 0 | 0 | 0 | 0 | 0 | 0 | 0 |
| | San Miguel | 2 | 1 | 0 | 0 | 0 | 0 | 0 | 0 |
| | <i>Total</i> | 43 | 3 | 1 | 0 | 1 | 0 | 0 | 0 |

*Denver Probate Court handles Extreme Risk Protection Orders (ERPO) along with Denver District Court.

**Table 17:
District Court Civil Filings by Case Type
Fiscal Year 2022**

| Judicial District | Court Location | Wages (WG) | Workman's Compensation (WC) | Writ of Habeas Corpus (WH) | Wrongful Death (WF) | Wrongful Death – Motor Vehicle (WV) | Total | Total minus Distraint and Rule 120 Cases |
|-------------------|-----------------|------------|-----------------------------|----------------------------|---------------------|-------------------------------------|---------------|--|
| 1 | Gilpin | 1 | 0 | 0 | 0 | 0 | 92 | 25 |
| | Jefferson | 10 | 0 | 0 | 8 | 2 | 6,757 | 1,448 |
| | <i>Total</i> | <i>11</i> | <i>0</i> | <i>0</i> | <i>8</i> | <i>2</i> | <i>6,849</i> | <i>1,473</i> |
| 2 | Denver | 31 | 68 | 23 | 19 | 9 | 21,490 | 4,202 |
| | Denver Probate* | 0 | 0 | 0 | 0 | 0 | 36 | 36 |
| | <i>Total</i> | <i>31</i> | <i>68</i> | <i>23</i> | <i>19</i> | <i>9</i> | <i>21,526</i> | <i>4,238</i> |
| 3 | Huerfano | 0 | 0 | 0 | 0 | 0 | 83 | 39 |
| | Las Animas | 0 | 0 | 2 | 1 | 0 | 208 | 62 |
| | <i>Total</i> | <i>0</i> | <i>0</i> | <i>2</i> | <i>1</i> | <i>0</i> | <i>291</i> | <i>101</i> |
| 4 | El Paso | 26 | 0 | 34 | 12 | 1 | 8,514 | 2,214 |
| | Teller | 0 | 0 | 0 | 1 | 0 | 320 | 76 |
| | <i>Total</i> | <i>26</i> | <i>0</i> | <i>34</i> | <i>13</i> | <i>1</i> | <i>8,834</i> | <i>2,290</i> |
| 5 | Clear Creek | 1 | 0 | 0 | 0 | 0 | 120 | 33 |
| | Eagle | 1 | 0 | 0 | 0 | 0 | 837 | 208 |
| | Lake | 0 | 0 | 0 | 0 | 0 | 107 | 23 |
| | Summit | 1 | 0 | 0 | 0 | 0 | 496 | 127 |
| | <i>Total</i> | <i>3</i> | <i>0</i> | <i>0</i> | <i>0</i> | <i>0</i> | <i>1,560</i> | <i>391</i> |
| 6 | Archuleta | 0 | 0 | 0 | 0 | 0 | 172 | 72 |
| | La Plata | 0 | 1 | 0 | 0 | 0 | 556 | 137 |
| | San Juan | 0 | 0 | 0 | 0 | 0 | 37 | 7 |
| | <i>Total</i> | <i>0</i> | <i>1</i> | <i>0</i> | <i>0</i> | <i>0</i> | <i>765</i> | <i>216</i> |
| 7 | Delta | 0 | 0 | 0 | 0 | 0 | 285 | 57 |
| | Gunnison | 0 | 0 | 0 | 0 | 0 | 178 | 63 |
| | Hinsdale | 0 | 0 | 0 | 0 | 0 | 5 | 5 |
| | Montrose | 0 | 0 | 0 | 0 | 0 | 429 | 100 |
| | Ouray | 0 | 0 | 0 | 0 | 0 | 56 | 21 |
| | San Miguel | 0 | 0 | 0 | 0 | 0 | 127 | 47 |
| | <i>Total</i> | <i>0</i> | <i>0</i> | <i>0</i> | <i>0</i> | <i>0</i> | <i>1,080</i> | <i>293</i> |

*Denver Probate Court handles Extreme Risk Protection Orders (ERPO) along with Denver District Court.

**Table 17:
District Court Civil Filings by Case Type
Fiscal Year 2022**

| Judicial District | Court Location | Breach of Contract (CT) | Breach of Warranty (BW) | County Court Counter Claim (CC) | Condemnation (CD) | Confirm Arbitration Award (AW) | Conservation Easements (CE) | County Court or Municipal Appeal (CP) |
|-------------------|----------------|-------------------------|-------------------------|---------------------------------|-------------------|--------------------------------|-----------------------------|---------------------------------------|
| 8 | Jackson | 0 | 0 | 0 | 0 | 0 | 0 | 0 |
| | Larimer | 133 | 5 | 0 | 4 | 1 | 0 | 22 |
| | Total | 133 | 5 | 0 | 4 | 1 | 0 | 22 |
| 9 | Garfield | 15 | 0 | 0 | 0 | 1 | 0 | 2 |
| | Pitkin | 34 | 1 | 1 | 0 | 0 | 0 | 5 |
| | Rio Blanco | 2 | 0 | 0 | 0 | 0 | 0 | 0 |
| | Total | 51 | 1 | 1 | 0 | 1 | 0 | 7 |
| 10 | Pueblo | 55 | 2 | 0 | 0 | 0 | 0 | 26 |
| 11 | Chaffee | 5 | 0 | 0 | 2 | 0 | 0 | 6 |
| | Custer | 2 | 0 | 0 | 0 | 0 | 0 | 2 |
| | Fremont | 14 | 0 | 0 | 0 | 0 | 0 | 4 |
| | Park | 2 | 0 | 0 | 1 | 0 | 0 | 3 |
| | Total | 23 | 0 | 0 | 3 | 0 | 0 | 15 |
| 12 | Alamosa | 2 | 0 | 0 | 0 | 0 | 0 | 4 |
| | Conejos | 5 | 0 | 0 | 0 | 0 | 0 | 0 |
| | Costilla | 2 | 0 | 0 | 0 | 0 | 0 | 0 |
| | Mineral | 0 | 0 | 0 | 0 | 0 | 0 | 0 |
| | Rio Grande | 2 | 0 | 0 | 0 | 0 | 0 | 1 |
| | Saguache | 2 | 0 | 0 | 0 | 0 | 0 | 2 |
| | Total | 13 | 0 | 0 | 0 | 0 | 0 | 7 |
| 13 | Kit Carson | 4 | 0 | 0 | 0 | 0 | 0 | 0 |
| | Logan | 3 | 0 | 0 | 0 | 0 | 0 | 1 |
| | Morgan | 5 | 0 | 0 | 0 | 0 | 0 | 0 |
| | Phillips | 1 | 0 | 0 | 0 | 0 | 0 | 0 |
| | Sedgwick | 0 | 0 | 0 | 0 | 0 | 0 | 0 |
| | Washington | 0 | 0 | 0 | 0 | 0 | 0 | 0 |
| | Yuma | 3 | 0 | 0 | 0 | 0 | 0 | 0 |
| | Total | 16 | 0 | 0 | 0 | 0 | 0 | 1 |
| 14 | Grand | 17 | 1 | 0 | 0 | 0 | 0 | 2 |
| | Moffat | 1 | 0 | 1 | 0 | 0 | 0 | 2 |
| | Routt | 11 | 0 | 0 | 0 | 0 | 0 | 4 |
| | Total | 29 | 1 | 1 | 0 | 0 | 0 | 8 |

*Denver Probate Court handles Extreme Risk Protection Orders (ERPO) along with Denver District Court.

**Table 17:
District Court Civil Filings by Case Type
Fiscal Year 2022**

| Judicial District | Court Location | Declaratory Judgment (DJ) | Deprivation of Rights (RD) | Determination of Interests (DI) | Disclaimer (DC) | Distrain Warrant (DT) | Employment Discrimination (ED) | Extreme Risk (ER) | Foreclosure Other Than Rule 120 (FC) |
|-------------------|----------------|---------------------------|----------------------------|---------------------------------|-----------------|-----------------------|--------------------------------|-------------------|--------------------------------------|
| 8 | Jackson | 1 | 0 | 0 | 0 | 13 | 0 | 1 | 0 |
| | Larimer | 16 | 3 | 0 | 0 | 2,500 | 3 | 3 | 14 |
| | Total | 17 | 3 | 0 | 0 | 2,513 | 3 | 4 | 14 |
| 9 | Garfield | 3 | 0 | 1 | 0 | 481 | 0 | 3 | 6 |
| | Pitkin | 8 | 0 | 1 | 0 | 222 | 2 | 0 | 4 |
| | Rio Blanco | 2 | 1 | 0 | 0 | 45 | 0 | 0 | 1 |
| | Total | 13 | 1 | 2 | 0 | 748 | 2 | 3 | 11 |
| 10 | Pueblo | 5 | 0 | 0 | 0 | 1,711 | 1 | 0 | 8 |
| 11 | Chaffee | 3 | 0 | 0 | 0 | 139 | 1 | 0 | 2 |
| | Custer | 3 | 0 | 0 | 0 | 25 | 0 | 0 | 1 |
| | Fremont | 0 | 2 | 0 | 0 | 358 | 0 | 4 | 0 |
| | Park | 1 | 1 | 0 | 0 | 168 | 0 | 0 | 2 |
| | Total | 7 | 3 | 0 | 0 | 690 | 1 | 4 | 5 |
| 12 | Alamosa | 1 | 0 | 0 | 0 | 133 | 0 | 2 | 0 |
| | Conejos | 2 | 0 | 0 | 0 | 67 | 0 | 0 | 0 |
| | Costilla | 0 | 0 | 0 | 0 | 35 | 0 | 1 | 6 |
| | Mineral | 0 | 0 | 0 | 0 | 7 | 0 | 0 | 0 |
| | Rio Grande | 2 | 0 | 0 | 0 | 85 | 0 | 1 | 5 |
| | Saguache | 1 | 0 | 0 | 0 | 45 | 0 | 1 | 1 |
| | Total | 6 | 0 | 0 | 0 | 372 | 0 | 5 | 12 |
| 13 | Kit Carson | 3 | 0 | 0 | 0 | 31 | 1 | 0 | 0 |
| | Logan | 1 | 0 | 0 | 0 | 133 | 0 | 0 | 1 |
| | Morgan | 0 | 0 | 0 | 0 | 254 | 0 | 1 | 0 |
| | Phillips | 0 | 0 | 0 | 0 | 28 | 0 | 0 | 0 |
| | Sedgwick | 0 | 0 | 0 | 0 | 13 | 0 | 0 | 0 |
| | Washington | 0 | 0 | 0 | 0 | 37 | 0 | 0 | 0 |
| | Yuma | 0 | 0 | 0 | 0 | 99 | 0 | 0 | 0 |
| | Total | 4 | 0 | 0 | 0 | 595 | 1 | 1 | 1 |
| 14 | Grand | 3 | 0 | 1 | 0 | 170 | 0 | 0 | 11 |
| | Moffat | 2 | 0 | 1 | 0 | 104 | 0 | 0 | 0 |
| | Routt | 2 | 0 | 3 | 0 | 213 | 0 | 2 | 7 |
| | Total | 7 | 0 | 5 | 0 | 487 | 0 | 2 | 18 |

*Denver Probate Court handles Extreme Risk Protection Orders (ERPO) along with Denver District Court.

**Table 17:
District Court Civil Filings by Case Type
Fiscal Year 2022**

| Judicial District | Court Location | Forcible Entry and Detainer (FE) | Foreign Judgment (FJ) | Fraud (FD) | Goods Sold and Delivered (GS) | Injunctive Relief (IR) | Landlord-Tenant (LT) | Lien (LN) |
|-------------------|----------------|-------------------------------------|--------------------------|------------|----------------------------------|---------------------------|-------------------------|-----------|
| 8 | Jackson | 0 | 0 | 0 | 0 | 0 | 0 | 0 |
| | Larimer | 11 | 21 | 9 | 15 | 19 | 3 | 2 |
| | Total | 11 | 21 | 9 | 15 | 19 | 3 | 2 |
| 9 | Garfield | 2 | 3 | 0 | 3 | 3 | 0 | 0 |
| | Pitkin | 2 | 4 | 2 | 0 | 4 | 3 | 0 |
| | Rio Blanco | 0 | 0 | 0 | 0 | 0 | 0 | 0 |
| | Total | 4 | 7 | 2 | 3 | 7 | 3 | 0 |
| 10 | Pueblo | 1 | 5 | 3 | 4 | 3 | 0 | 0 |
| 11 | Chaffee | 1 | 1 | 0 | 0 | 2 | 0 | 1 |
| | Custer | 2 | 0 | 1 | 0 | 0 | 0 | 0 |
| | Fremont | 0 | 0 | 2 | 1 | 7 | 0 | 0 |
| | Park | 0 | 1 | 1 | 0 | 0 | 0 | 0 |
| | Total | 3 | 2 | 4 | 1 | 9 | 0 | 1 |
| 12 | Alamosa | 0 | 0 | 1 | 1 | 1 | 0 | 0 |
| | Conejos | 0 | 0 | 0 | 0 | 0 | 0 | 0 |
| | Costilla | 0 | 0 | 0 | 0 | 0 | 1 | 0 |
| | Mineral | 0 | 0 | 0 | 0 | 0 | 0 | 0 |
| | Rio Grande | 1 | 0 | 0 | 0 | 0 | 0 | 0 |
| | Saguache | 2 | 0 | 0 | 0 | 1 | 0 | 0 |
| | Total | 3 | 0 | 1 | 1 | 2 | 1 | 0 |
| 13 | Kit Carson | 0 | 0 | 0 | 0 | 1 | 0 | 0 |
| | Logan | 13 | 2 | 1 | 2 | 2 | 0 | 0 |
| | Morgan | 2 | 6 | 0 | 1 | 1 | 0 | 0 |
| | Phillips | 0 | 0 | 0 | 0 | 1 | 0 | 0 |
| | Sedgwick | 0 | 1 | 0 | 0 | 0 | 0 | 0 |
| | Washington | 0 | 0 | 0 | 0 | 0 | 0 | 0 |
| | Yuma | 1 | 0 | 0 | 0 | 0 | 0 | 0 |
| | Total | 16 | 9 | 1 | 3 | 5 | 0 | 0 |
| 14 | Grand | 1 | 1 | 0 | 1 | 4 | 0 | 2 |
| | Moffat | 0 | 1 | 0 | 0 | 0 | 0 | 0 |
| | Routt | 3 | 2 | 2 | 0 | 3 | 0 | 0 |
| | Total | 4 | 4 | 2 | 1 | 7 | 0 | 2 |

*Denver Probate Court handles Extreme Risk Protection Orders (ERPO) along with Denver District Court.

**Table 17:
District Court Civil Filings by Case Type
Fiscal Year 2022**

| Judicial District | Court Location | Motion to Approve Transfer of | | | | | | | |
|-------------------|----------------|----------------------------------|------------------------|------------|-------------------------------|---------------------|-----------------|-----------|---|
| | | Malpractice (MP) | Mechanics Lien (ML) | Money (MY) | Structured Settlement (TS) | Name Change (NC) | Negligence (NG) | Note (NT) | |
| 8 | Jackson | 0 | 0 | 0 | 0 | 0 | 0 | 0 | 0 |
| | Larimer | 10 | 13 | 107 | 10 | 34 | 28 | 1 | |
| | Total | 10 | 13 | 107 | 10 | 34 | 28 | 1 | |
| 9 | Garfield | 0 | 3 | 42 | 0 | 8 | 4 | 0 | |
| | Pitkin | 0 | 4 | 9 | 0 | 0 | 10 | 0 | |
| | Rio Blanco | 0 | 2 | 0 | 0 | 0 | 0 | 0 | |
| | Total | 0 | 9 | 51 | 0 | 8 | 14 | 0 | |
| 10 | Pueblo | 7 | 3 | 73 | 3 | 13 | 12 | 1 | |
| 11 | Chaffee | 2 | 0 | 8 | 0 | 0 | 2 | 0 | |
| | Custer | 0 | 0 | 1 | 0 | 0 | 0 | 0 | |
| | Fremont | 1 | 0 | 28 | 1 | 2 | 3 | 0 | |
| | Park | 0 | 2 | 5 | 0 | 0 | 0 | 0 | |
| | Total | 3 | 2 | 42 | 1 | 2 | 5 | 0 | |
| 12 | Alamosa | 0 | 0 | 3 | 0 | 1 | 1 | 0 | |
| | Conejos | 0 | 0 | 2 | 0 | 1 | 0 | 0 | |
| | Costilla | 0 | 0 | 1 | 0 | 0 | 0 | 0 | |
| | Mineral | 0 | 0 | 0 | 0 | 0 | 0 | 0 | |
| | Rio Grande | 0 | 0 | 4 | 0 | 3 | 0 | 1 | |
| | Saguache | 0 | 0 | 3 | 0 | 1 | 0 | 0 | |
| | Total | 0 | 0 | 13 | 0 | 6 | 1 | 1 | |
| 13 | Kit Carson | 0 | 0 | 1 | 0 | 0 | 0 | 0 | |
| | Logan | 0 | 0 | 9 | 0 | 2 | 3 | 1 | |
| | Morgan | 3 | 0 | 7 | 3 | 4 | 0 | 0 | |
| | Phillips | 0 | 1 | 1 | 0 | 2 | 0 | 0 | |
| | Sedgwick | 0 | 0 | 1 | 0 | 1 | 0 | 0 | |
| | Washington | 0 | 2 | 0 | 0 | 0 | 0 | 0 | |
| | Yuma | 0 | 1 | 2 | 0 | 1 | 0 | 0 | |
| | Total | 3 | 4 | 21 | 3 | 10 | 3 | 1 | |
| 14 | Grand | 0 | 4 | 5 | 1 | 3 | 3 | 0 | |
| | Moffat | 0 | 0 | 3 | 0 | 0 | 0 | 0 | |
| | Routt | 2 | 0 | 7 | 0 | 0 | 4 | 1 | |
| | Total | 2 | 4 | 15 | 1 | 3 | 7 | 1 | |

*Denver Probate Court handles Extreme Risk Protection Orders (ERPO) along with Denver District Court.

**Table 17:
District Court Civil Filings by Case Type
Fiscal Year 2022**

| Judicial District | Court Location | Other (OT) | Out of State Subpoena (SB) | Personal Injury (PL) | Personal Injury - Motor Vehicle (PM) | Petition to Seal Criminal Conviction (PC) | Petition to Seal Criminal Record (RC) | Prohibition (PE) | Property Damage (PD) |
|-------------------|----------------|------------|----------------------------|----------------------|--------------------------------------|---|---------------------------------------|------------------|----------------------|
| 8 | Jackson | 1 | 0 | 2 | 0 | 0 | 0 | 0 | 0 |
| | Larimer | 70 | 20 | 48 | 153 | 3 | 2 | 0 | 4 |
| | Total | 71 | 20 | 50 | 153 | 3 | 2 | 0 | 4 |
| 9 | Garfield | 5 | 4 | 9 | 10 | 2 | 2 | 0 | 0 |
| | Pitkin | 10 | 4 | 6 | 7 | 0 | 1 | 0 | 2 |
| | Rio Blanco | 0 | 0 | 0 | 0 | 0 | 0 | 0 | 0 |
| | Total | 15 | 8 | 15 | 17 | 2 | 3 | 0 | 2 |
| 10 | Pueblo | 23 | 4 | 35 | 119 | 0 | 2 | 0 | 1 |
| 11 | Chaffee | 5 | 1 | 1 | 6 | 0 | 0 | 0 | 0 |
| | Custer | 5 | 5 | 3 | 0 | 0 | 0 | 0 | 0 |
| | Fremont | 8 | 1 | 6 | 11 | 0 | 1 | 0 | 0 |
| | Park | 2 | 1 | 3 | 9 | 0 | 0 | 0 | 1 |
| | Total | 20 | 8 | 13 | 26 | 0 | 1 | 0 | 1 |
| 12 | Alamosa | 5 | 2 | 3 | 4 | 2 | 1 | 0 | 0 |
| | Conejos | 2 | 0 | 0 | 3 | 0 | 1 | 0 | 3 |
| | Costilla | 2 | 0 | 0 | 1 | 0 | 1 | 0 | 0 |
| | Mineral | 1 | 0 | 0 | 1 | 0 | 0 | 0 | 0 |
| | Rio Grande | 3 | 0 | 0 | 2 | 0 | 1 | 0 | 0 |
| | Saguache | 3 | 0 | 0 | 0 | 0 | 0 | 0 | 0 |
| | Total | 16 | 2 | 3 | 11 | 2 | 4 | 0 | 3 |
| 13 | Kit Carson | 4 | 0 | 1 | 0 | 0 | 0 | 0 | 1 |
| | Logan | 6 | 5 | 4 | 2 | 0 | 1 | 0 | 0 |
| | Morgan | 13 | 1 | 3 | 11 | 1 | 2 | 0 | 0 |
| | Phillips | 4 | 0 | 0 | 0 | 0 | 0 | 0 | 0 |
| | Sedgwick | 3 | 0 | 2 | 0 | 0 | 0 | 0 | 0 |
| | Washington | 1 | 1 | 2 | 1 | 0 | 0 | 0 | 0 |
| | Yuma | 2 | 0 | 0 | 0 | 0 | 0 | 0 | 0 |
| | Total | 33 | 7 | 12 | 14 | 1 | 3 | 0 | 1 |
| 14 | Grand | 9 | 2 | 2 | 5 | 0 | 1 | 0 | 0 |
| | Moffat | 2 | 0 | 3 | 1 | 0 | 0 | 0 | 0 |
| | Routt | 11 | 4 | 8 | 4 | 0 | 0 | 0 | 2 |
| | Total | 22 | 6 | 13 | 10 | 0 | 1 | 0 | 2 |

*Denver Probate Court handles Extreme Risk Protection Orders (ERPO) along with Denver District Court.

**Table 17:
District Court Civil Filings by Case Type
Fiscal Year 2022**

| Judicial District | Court Location | Protection Order (RS) | Public Nuisance (PH) | Public Utilities (PU) | Replevin (RP) | Review - Other | Rule 105 Quiet Title (R5) | Rule 106 - Writs / Contempt (R6) |
|-------------------|----------------|--------------------------|-------------------------|--------------------------|---------------|-----------------------------------|------------------------------|-------------------------------------|
| | | | | | | Local Government / Person (RV) | | |
| 8 | Jackson | 0 | 0 | 0 | 0 | 0 | 0 | 1 |
| | Larimer | 0 | 16 | 0 | 19 | 10 | 18 | 5 |
| | Total | 0 | 16 | 0 | 19 | 10 | 18 | 6 |
| 9 | Garfield | 0 | 0 | 0 | 5 | 1 | 5 | 3 |
| | Pitkin | 1 | 0 | 0 | 0 | 0 | 5 | 3 |
| | Rio Blanco | 0 | 0 | 0 | 0 | 0 | 2 | 0 |
| | Total | 1 | 0 | 0 | 5 | 1 | 12 | 6 |
| 10 | Pueblo | 0 | 0 | 0 | 10 | 4 | 17 | 3 |
| 11 | Chaffee | 0 | 2 | 0 | 0 | 0 | 4 | 9 |
| | Custer | 0 | 0 | 0 | 1 | 0 | 5 | 0 |
| | Fremont | 0 | 0 | 0 | 4 | 4 | 25 | 33 |
| | Park | 0 | 0 | 0 | 2 | 1 | 20 | 0 |
| | Total | 0 | 2 | 0 | 7 | 5 | 54 | 42 |
| 12 | Alamosa | 0 | 0 | 0 | 2 | 0 | 5 | 0 |
| | Conejos | 0 | 0 | 0 | 0 | 0 | 2 | 0 |
| | Costilla | 0 | 0 | 0 | 0 | 0 | 11 | 0 |
| | Mineral | 0 | 0 | 0 | 0 | 0 | 1 | 0 |
| | Rio Grande | 0 | 0 | 0 | 0 | 1 | 3 | 1 |
| | Saguache | 0 | 0 | 0 | 0 | 0 | 22 | 0 |
| | Total | 0 | 0 | 0 | 2 | 1 | 44 | 1 |
| 13 | Kit Carson | 0 | 0 | 0 | 1 | 0 | 1 | 0 |
| | Logan | 0 | 0 | 0 | 6 | 0 | 5 | 12 |
| | Morgan | 0 | 0 | 0 | 0 | 0 | 6 | 1 |
| | Phillips | 0 | 0 | 0 | 1 | 0 | 0 | 0 |
| | Sedgwick | 0 | 0 | 0 | 0 | 0 | 0 | 0 |
| | Washington | 0 | 0 | 0 | 0 | 0 | 1 | 0 |
| | Yuma | 0 | 0 | 0 | 3 | 0 | 3 | 0 |
| | Total | 0 | 0 | 0 | 11 | 0 | 16 | 13 |
| 14 | Grand | 0 | 0 | 0 | 2 | 2 | 4 | 1 |
| | Moffat | 0 | 0 | 0 | 2 | 1 | 1 | 0 |
| | Routt | 0 | 0 | 0 | 0 | 4 | 2 | 0 |
| | Total | 0 | 0 | 0 | 4 | 7 | 7 | 1 |

*Denver Probate Court handles Extreme Risk Protection Orders (ERPO) along with Denver District Court.

**Table 17:
District Court Civil Filings by Case Type
Fiscal Year 2022**

| Judicial District | Court Location | Rule 120 Deed of Trust (R2) | Services Rendered (SV) | Sexual Harassment (SH) | Sexual Misconduct on Minor (MM) | Special District (SD) | Specific Performance (SP) | Unemployment Compensation (UC) | U Visa Certification (VC) |
|-------------------|----------------|-----------------------------|------------------------|------------------------|---------------------------------|-----------------------|---------------------------|--------------------------------|---------------------------|
| 8 | Jackson | 2 | 0 | 0 | 0 | 0 | 0 | 0 | 0 |
| | Larimer | 66 | 1 | 0 | 1 | 9 | 2 | 1 | 2 |
| | Total | 68 | 1 | 0 | 1 | 9 | 2 | 1 | 2 |
| 9 | Garfield | 23 | 0 | 0 | 0 | 0 | 0 | 0 | 2 |
| | Pitkin | 4 | 0 | 0 | 0 | 1 | 2 | 0 | 0 |
| | Rio Blanco | 5 | 0 | 0 | 0 | 0 | 0 | 0 | 0 |
| | Total | 32 | 0 | 0 | 0 | 1 | 2 | 0 | 2 |
| 10 | Pueblo | 151 | 1 | 0 | 0 | 11 | 2 | 1 | 0 |
| 11 | Chaffee | 3 | 0 | 0 | 0 | 0 | 0 | 0 | 0 |
| | Custer | 2 | 0 | 0 | 0 | 0 | 0 | 0 | 0 |
| | Fremont | 27 | 0 | 1 | 0 | 0 | 1 | 0 | 0 |
| | Park | 12 | 1 | 0 | 0 | 0 | 1 | 0 | 0 |
| | Total | 44 | 1 | 1 | 0 | 0 | 2 | 0 | 0 |
| 12 | Alamosa | 10 | 1 | 0 | 0 | 0 | 0 | 0 | 0 |
| | Conejos | 2 | 0 | 0 | 0 | 0 | 0 | 0 | 0 |
| | Costilla | 5 | 0 | 0 | 0 | 0 | 0 | 0 | 0 |
| | Mineral | 0 | 0 | 0 | 0 | 0 | 0 | 0 | 0 |
| | Rio Grande | 7 | 0 | 0 | 0 | 0 | 0 | 0 | 0 |
| | Saguache | 4 | 0 | 0 | 0 | 0 | 0 | 0 | 0 |
| | Total | 28 | 1 | 0 | 0 | 0 | 0 | 0 | 0 |
| 13 | Kit Carson | 1 | 0 | 0 | 0 | 0 | 0 | 0 | 0 |
| | Logan | 4 | 0 | 0 | 0 | 0 | 0 | 0 | 0 |
| | Morgan | 23 | 0 | 0 | 0 | 1 | 0 | 0 | 0 |
| | Phillips | 2 | 0 | 0 | 0 | 0 | 0 | 0 | 0 |
| | Sedgwick | 7 | 0 | 0 | 0 | 0 | 0 | 0 | 0 |
| | Washington | 2 | 0 | 0 | 0 | 0 | 0 | 0 | 0 |
| | Yuma | 8 | 0 | 0 | 0 | 0 | 0 | 0 | 0 |
| | Total | 47 | 0 | 0 | 0 | 1 | 0 | 0 | 0 |
| 14 | Grand | 5 | 1 | 0 | 0 | 2 | 0 | 0 | 0 |
| | Moffat | 9 | 1 | 0 | 0 | 1 | 0 | 0 | 0 |
| | Routt | 4 | 0 | 0 | 0 | 3 | 0 | 0 | 0 |
| | Total | 18 | 2 | 0 | 0 | 6 | 0 | 0 | 0 |

*Denver Probate Court handles Extreme Risk Protection Orders (ERPO) along with Denver District Court.

**Table 17:
District Court Civil Filings by Case Type
Fiscal Year 2022**

| Judicial District | Court Location | Case Type | | | | | Total | Total minus Distraint and Rule 120 Cases |
|-------------------|----------------|------------|-----------------------------------|-------------------------------|------------------------|---|-------|--|
| | | Wages (WG) | Workman's Compensation (WC) | Writ of Habeas Corpus (WH) | Wrongful Death (WF) | Wrongful Death – Motor Vehicle (WV) | | |
| 8 | Jackson | 0 | 0 | 0 | 0 | 0 | 21 | 6 |
| | Larimer | 12 | 0 | 0 | 2 | 0 | 3,451 | 885 |
| | Total | 12 | 0 | 0 | 2 | 0 | 3,472 | 891 |
| 9 | Garfield | 3 | 0 | 0 | 1 | 1 | 656 | 152 |
| | Pitkin | 1 | 0 | 0 | 0 | 0 | 363 | 137 |
| | Rio Blanco | 0 | 0 | 0 | 0 | 0 | 60 | 10 |
| | Total | 4 | 0 | 0 | 1 | 1 | 1,079 | 299 |
| 10 | Pueblo | 1 | 0 | 1 | 6 | 0 | 2,328 | 466 |
| 11 | Chaffee | 0 | 0 | 7 | 0 | 0 | 213 | 71 |
| | Custer | 0 | 0 | 0 | 0 | 0 | 58 | 31 |
| | Fremont | 1 | 0 | 63 | 1 | 0 | 614 | 229 |
| | Park | 0 | 0 | 0 | 0 | 0 | 240 | 60 |
| | Total | 1 | 0 | 70 | 1 | 0 | 1,125 | 391 |
| 12 | Alamosa | 0 | 0 | 0 | 0 | 0 | 185 | 42 |
| | Conejos | 0 | 0 | 0 | 0 | 0 | 90 | 21 |
| | Costilla | 0 | 0 | 0 | 0 | 0 | 66 | 26 |
| | Mineral | 0 | 0 | 0 | 0 | 0 | 10 | 3 |
| | Rio Grande | 0 | 0 | 0 | 0 | 0 | 123 | 31 |
| | Saguache | 0 | 0 | 0 | 0 | 0 | 88 | 39 |
| | Total | 0 | 0 | 0 | 0 | 0 | 562 | 162 |
| 13 | Kit Carson | 0 | 0 | 0 | 0 | 0 | 50 | 18 |
| | Logan | 0 | 0 | 1 | 1 | 0 | 221 | 84 |
| | Morgan | 0 | 0 | 0 | 0 | 0 | 349 | 72 |
| | Phillips | 0 | 0 | 0 | 0 | 0 | 41 | 11 |
| | Sedgwick | 0 | 0 | 0 | 0 | 0 | 28 | 8 |
| | Washington | 0 | 0 | 0 | 0 | 0 | 47 | 8 |
| | Yuma | 0 | 0 | 0 | 0 | 1 | 124 | 17 |
| | Total | 0 | 0 | 1 | 1 | 1 | 860 | 218 |
| 14 | Grand | 0 | 0 | 0 | 0 | 0 | 266 | 91 |
| | Moffat | 0 | 0 | 0 | 0 | 0 | 136 | 23 |
| | Routt | 0 | 0 | 0 | 2 | 0 | 310 | 93 |
| | Total | 0 | 0 | 0 | 2 | 0 | 712 | 207 |

*Denver Probate Court handles Extreme Risk Protection Orders (ERPO) along with Denver District Court.

**Table 17:
District Court Civil Filings by Case Type
Fiscal Year 2022**

| Judicial District | Court Location | Breach of Contract (CT) | Breach of Warranty (BW) | County Court Counter Claim (CC) | Condemnation (CD) | Confirm Arbitration Award (AW) | Conservation Easements (CE) | County Court or Municipal Appeal (CP) |
|-------------------------------|----------------|-------------------------|-------------------------|---------------------------------|-------------------|--------------------------------|-----------------------------|---------------------------------------|
| 15 | Baca | 0 | 0 | 0 | 0 | 0 | 0 | 2 |
| | Cheyenne | 4 | 0 | 0 | 0 | 0 | 0 | 0 |
| | Kiowa | 0 | 0 | 0 | 0 | 0 | 0 | 0 |
| | Prowers | 1 | 0 | 0 | 0 | 0 | 0 | 0 |
| | <i>Total</i> | 5 | 0 | 0 | 0 | 0 | 0 | 2 |
| 16 | Bent | 1 | 0 | 0 | 0 | 0 | 0 | 1 |
| | Crowley | 0 | 0 | 0 | 4 | 0 | 0 | 2 |
| | Otero | 4 | 0 | 0 | 3 | 0 | 0 | 3 |
| | <i>Total</i> | 5 | 0 | 0 | 7 | 0 | 0 | 6 |
| 17 | Adams | 148 | 4 | 12 | 14 | 0 | 0 | 35 |
| | Broomfield | 23 | 1 | 0 | 0 | 223 | 0 | 8 |
| | <i>Total</i> | 171 | 5 | 12 | 14 | 223 | 0 | 43 |
| 18 | Arapahoe | 284 | 29 | 0 | 0 | 11 | 0 | 53 |
| | Douglas | 122 | 6 | 0 | 6 | 3 | 0 | 26 |
| | Elbert | 12 | 1 | 0 | 0 | 1 | 0 | 1 |
| | Lincoln | 2 | 0 | 0 | 0 | 0 | 0 | 1 |
| | <i>Total</i> | 420 | 36 | 0 | 6 | 15 | 0 | 81 |
| 19 | Weld | 83 | 4 | 6 | 6 | 1 | 0 | 32 |
| 20 | Boulder | 143 | 6 | 0 | 1 | 1 | 0 | 26 |
| 21 | Mesa | 32 | 0 | 0 | 1 | 0 | 0 | 17 |
| 22 | Dolores | 1 | 0 | 0 | 0 | 0 | 0 | 1 |
| | Montezuma | 2 | 0 | 0 | 1 | 0 | 1 | 7 |
| | <i>Total</i> | 3 | 0 | 0 | 1 | 0 | 1 | 8 |
| <i>State Total</i> | | 2,241 | 78 | 64 | 50 | 283 | 1 | 556 |
| <i>Percent of State Total</i> | | 3% | 0.09% | 0.08% | 0.06% | 0.34% | 0.001% | 1% |

*Denver Probate Court handles Extreme Risk Protection Orders (ERPO) along with Denver District Court.

**Table 17:
District Court Civil Filings by Case Type
Fiscal Year 2022**

| Judicial District | Court Location | Declaratory Judgment (DJ) | Deprivation of Rights (RD) | Determination of Interests (DI) | Disclaimer (DC) | Distrain Warrant (DT) | Employment Discrimination (ED) | Extreme Risk (ER) | Foreclosure Other Than Rule 120 (FC) |
|-------------------------------|----------------|---------------------------|----------------------------|---------------------------------|-----------------|-----------------------|--------------------------------|-------------------|--------------------------------------|
| 15 | Baca | 1 | 0 | 1 | 0 | 25 | 0 | 0 | 0 |
| | Cheyenne | 0 | 0 | 0 | 0 | 11 | 0 | 0 | 0 |
| | Kiowa | 0 | 0 | 0 | 0 | 7 | 0 | 0 | 0 |
| | Prowers | 2 | 0 | 1 | 0 | 113 | 0 | 0 | 1 |
| | <i>Total</i> | 3 | 0 | 2 | 0 | 156 | 0 | 0 | 1 |
| 16 | Bent | 0 | 0 | 0 | 0 | 45 | 0 | 0 | 0 |
| | Crowley | 2 | 0 | 1 | 0 | 27 | 0 | 0 | 0 |
| | Otero | 1 | 0 | 0 | 0 | 128 | 0 | 0 | 0 |
| | <i>Total</i> | 3 | 0 | 1 | 0 | 200 | 0 | 0 | 0 |
| 17 | Adams | 21 | 1 | 2 | 0 | 7,016 | 1 | 0 | 66 |
| | Broomfield | 2 | 0 | 1 | 0 | 470 | 0 | 2 | 3 |
| | <i>Total</i> | 23 | 1 | 3 | 0 | 7,486 | 1 | 2 | 69 |
| 18 | Arapahoe | 34 | 0 | 1 | 0 | 7,419 | 7 | 2 | 164 |
| | Douglas | 9 | 1 | 3 | 0 | 2,349 | 3 | 7 | 78 |
| | Elbert | 2 | 0 | 0 | 0 | 190 | 0 | 2 | 2 |
| | Lincoln | 0 | 0 | 0 | 0 | 37 | 0 | 0 | 0 |
| | <i>Total</i> | 45 | 1 | 4 | 0 | 9,995 | 10 | 11 | 244 |
| 19 | Weld | 11 | 0 | 2 | 0 | 3,520 | 6 | 3 | 17 |
| 20 | Boulder | 13 | 1 | 2 | 0 | 2,013 | 6 | 0 | 14 |
| 21 | Mesa | 7 | 0 | 3 | 0 | 1,144 | 1 | 2 | 10 |
| 22 | Dolores | 3 | 0 | 0 | 0 | 21 | 0 | 1 | 0 |
| | Montezuma | 4 | 0 | 0 | 0 | 173 | 1 | 0 | 0 |
| | <i>Total</i> | 7 | 0 | 0 | 0 | 194 | 1 | 1 | 0 |
| <i>State Total</i> | | 339 | 18 | 34 | 0 | 62,996 | 70 | 104 | 737 |
| <i>Percent of State Total</i> | | 0.40% | 0.02% | 0.04% | 0% | 75% | 0.083% | 0% | 1% |

*Denver Probate Court handles Extreme Risk Protection Orders (ERPO) along with Denver District Court.

**Table 17:
District Court Civil Filings by Case Type
Fiscal Year 2022**

| Judicial District | Court Location | Forcible Entry and Detainer (FE) | Foreign Judgment (FJ) | Fraud (FD) | Goods Sold and Delivered (GS) | Injunctive Relief (IR) | Landlord-Tenant (LT) | Lien (LN) |
|-------------------------------|----------------|-------------------------------------|--------------------------|--------------|----------------------------------|---------------------------|-------------------------|--------------|
| 15 | Baca | 0 | 0 | 0 | 0 | 0 | 1 | 0 |
| | Cheyenne | 0 | 0 | 0 | 0 | 0 | 0 | 0 |
| | Kiowa | 0 | 0 | 0 | 0 | 0 | 0 | 0 |
| | Prowers | 2 | 1 | 1 | 2 | 2 | 0 | 0 |
| | <i>Total</i> | 2 | 1 | 1 | 2 | 2 | 1 | 0 |
| 16 | Bent | 0 | 1 | 0 | 0 | 0 | 0 | 0 |
| | Crowley | 2 | 1 | 2 | 0 | 0 | 0 | 1 |
| | Otero | 1 | 0 | 0 | 0 | 0 | 0 | 0 |
| | <i>Total</i> | 3 | 2 | 2 | 0 | 0 | 0 | 1 |
| 17 | Adams | 23 | 11 | 6 | 13 | 17 | 5 | 1 |
| | Broomfield | 4 | 2 | 1 | 3 | 4 | 0 | 0 |
| | <i>Total</i> | 27 | 13 | 7 | 16 | 21 | 5 | 1 |
| 18 | Arapahoe | 57 | 34 | 17 | 13 | 19 | 14 | 4 |
| | Douglas | 12 | 15 | 13 | 10 | 17 | 1 | 1 |
| | Elbert | 0 | 2 | 4 | 0 | 3 | 0 | 0 |
| | Lincoln | 0 | 0 | 1 | 0 | 1 | 0 | 0 |
| | <i>Total</i> | 69 | 51 | 35 | 23 | 40 | 15 | 5 |
| 19 | Weld | 7 | 15 | 2 | 9 | 7 | 2 | 1 |
| 20 | Boulder | 17 | 22 | 10 | 5 | 10 | 4 | 1 |
| 21 | Mesa | 4 | 3 | 2 | 4 | 14 | 0 | 0 |
| 22 | Dolores | 0 | 0 | 0 | 0 | 1 | 0 | 0 |
| | Montezuma | 0 | 2 | 0 | 2 | 2 | 0 | 0 |
| | <i>Total</i> | 0 | 2 | 0 | 2 | 3 | 0 | 0 |
| <i>State Total</i> | | 298 | 301 | 170 | 189 | 361 | 126 | 22 |
| <i>Percent of State Total</i> | | 0.35% | 0.358% | 0.20% | 0.22% | 0.43% | 0.15% | 0.03% |

*Denver Probate Court handles Extreme Risk Protection Orders (ERPO) along with Denver District Court.

**Table 17:
District Court Civil Filings by Case Type
Fiscal Year 2022**

| Judicial District | Court Location | Motion to Approve Transfer of | | | | | | | |
|-------------------------------|----------------|----------------------------------|------------------------|--------------|-------------------------------|---------------------|-----------------|--------------|----------|
| | | Malpractice (MP) | Mechanics Lien (ML) | Money (MY) | Structured Settlement (TS) | Name Change (NC) | Negligence (NG) | Note (NT) | |
| 15 | Baca | 0 | 0 | 1 | 0 | 0 | 0 | 0 | 0 |
| | Cheyenne | 0 | 0 | 1 | 1 | 0 | 2 | 0 | 0 |
| | Kiowa | 0 | 0 | 0 | 0 | 0 | 0 | 0 | 0 |
| | Prowers | 0 | 0 | 3 | 0 | 3 | 0 | 0 | 0 |
| | <i>Total</i> | <i>0</i> | <i>0</i> | <i>5</i> | <i>1</i> | <i>3</i> | <i>2</i> | <i>0</i> | <i>0</i> |
| 16 | Bent | 0 | 0 | 1 | 0 | 1 | 0 | 0 | 0 |
| | Crowley | 0 | 2 | 1 | 0 | 0 | 0 | 0 | 0 |
| | Otero | 0 | 0 | 2 | 0 | 0 | 0 | 0 | 0 |
| | <i>Total</i> | <i>0</i> | <i>2</i> | <i>4</i> | <i>0</i> | <i>1</i> | <i>0</i> | <i>0</i> | <i>0</i> |
| 17 | Adams | 8 | 15 | 216 | 9 | 30 | 37 | 3 | 3 |
| | Broomfield | 2 | 0 | 27 | 3 | 8 | 6 | 1 | 1 |
| | <i>Total</i> | <i>10</i> | <i>15</i> | <i>243</i> | <i>12</i> | <i>38</i> | <i>43</i> | <i>4</i> | <i>4</i> |
| 18 | Arapahoe | 21 | 13 | 334 | 13 | 53 | 73 | 2 | 2 |
| | Douglas | 17 | 6 | 154 | 4 | 21 | 34 | 0 | 0 |
| | Elbert | 0 | 1 | 9 | 1 | 1 | 1 | 0 | 0 |
| | Lincoln | 0 | 0 | 4 | 0 | 0 | 1 | 0 | 0 |
| | <i>Total</i> | <i>38</i> | <i>20</i> | <i>501</i> | <i>18</i> | <i>75</i> | <i>109</i> | <i>2</i> | <i>2</i> |
| 19 | Weld | 4 | 10 | 121 | 4 | 6 | 22 | 4 | 4 |
| 20 | Boulder | 12 | 22 | 107 | 2 | 19 | 43 | 4 | 4 |
| 21 | Mesa | 2 | 2 | 69 | 2 | 20 | 11 | 1 | 1 |
| 22 | Dolores | 0 | 0 | 1 | 0 | 0 | 0 | 0 | 0 |
| | Montezuma | 0 | 0 | 14 | 1 | 4 | 2 | 0 | 0 |
| | <i>Total</i> | <i>0</i> | <i>0</i> | <i>15</i> | <i>1</i> | <i>4</i> | <i>2</i> | <i>0</i> | <i>0</i> |
| <i>State Total</i> | | <i>175</i> | <i>245</i> | <i>2,248</i> | <i>125</i> | <i>449</i> | <i>521</i> | <i>82</i> | |
| <i>Percent of State Total</i> | | <i>0.21%</i> | <i>0.29%</i> | <i>3%</i> | <i>0.15%</i> | <i>0.53%</i> | <i>0.62%</i> | <i>0.10%</i> | |

*Denver Probate Court handles Extreme Risk Protection Orders (ERPO) along with Denver District Court.

**Table 17:
District Court Civil Filings by Case Type
Fiscal Year 2022**

| Judicial District | Court Location | Other (OT) | Out of State Subpoena (SB) | Personal Injury (PL) | Personal Injury - Motor Vehicle (PM) | Petition to Seal Criminal Conviction (PC) | Petition to Seal Criminal Record (RC) | Prohibition (PE) | Property Damage (PD) |
|-------------------------------|----------------|--------------|----------------------------|----------------------|--------------------------------------|---|---------------------------------------|------------------|----------------------|
| 15 | Baca | 3 | 0 | 0 | 1 | 0 | 0 | 0 | 0 |
| | Cheyenne | 0 | 0 | 0 | 1 | 0 | 0 | 0 | 0 |
| | Kiowa | 0 | 0 | 0 | 0 | 0 | 0 | 0 | 0 |
| | Prowers | 7 | 1 | 2 | 4 | 0 | 0 | 0 | 0 |
| | <i>Total</i> | <i>10</i> | <i>1</i> | <i>2</i> | <i>6</i> | <i>0</i> | <i>0</i> | <i>0</i> | <i>0</i> |
| 16 | Bent | 4 | 0 | 0 | 2 | 0 | 0 | 0 | 0 |
| | Crowley | 3 | 0 | 0 | 1 | 0 | 0 | 0 | 0 |
| | Otero | 26 | 2 | 0 | 6 | 1 | 3 | 0 | 0 |
| | <i>Total</i> | <i>33</i> | <i>2</i> | <i>0</i> | <i>9</i> | <i>1</i> | <i>3</i> | <i>0</i> | <i>0</i> |
| 17 | Adams | 121 | 19 | 75 | 319 | 4 | 22 | 0 | 4 |
| | Broomfield | 10 | 7 | 12 | 34 | 1 | 3 | 0 | 0 |
| | <i>Total</i> | <i>131</i> | <i>26</i> | <i>87</i> | <i>353</i> | <i>5</i> | <i>25</i> | <i>0</i> | <i>4</i> |
| 18 | Arapahoe | 154 | 81 | 167 | 482 | 18 | 15 | 0 | 10 |
| | Douglas | 49 | 27 | 55 | 182 | 1 | 10 | 0 | 3 |
| | Elbert | 10 | 1 | 2 | 2 | 0 | 0 | 0 | 0 |
| | Lincoln | 11 | 0 | 2 | 0 | 0 | 0 | 0 | 0 |
| | <i>Total</i> | <i>224</i> | <i>109</i> | <i>226</i> | <i>666</i> | <i>19</i> | <i>25</i> | <i>0</i> | <i>13</i> |
| 19 | Weld | 75 | 12 | 32 | 136 | 2 | 3 | 0 | 3 |
| 20 | Boulder | 53 | 42 | 58 | 240 | 5 | 14 | 0 | 3 |
| 21 | Mesa | 55 | 7 | 12 | 37 | 4 | 1 | 0 | 1 |
| 22 | Dolores | 1 | 0 | 0 | 1 | 0 | 0 | 0 | 0 |
| | Montezuma | 9 | 4 | 2 | 8 | 0 | 1 | 0 | 1 |
| | <i>Total</i> | <i>10</i> | <i>4</i> | <i>2</i> | <i>9</i> | <i>0</i> | <i>1</i> | <i>0</i> | <i>1</i> |
| <i>State Total</i> | | <i>1,326</i> | <i>514</i> | <i>1,150</i> | <i>3,481</i> | <i>153</i> | <i>311</i> | <i>0</i> | <i>52</i> |
| <i>Percent of State Total</i> | | <i>1.58%</i> | <i>0.61%</i> | <i>1%</i> | <i>4%</i> | <i>0.18%</i> | <i>0%</i> | <i>0.00%</i> | <i>0.06%</i> |

*Denver Probate Court handles Extreme Risk Protection Orders (ERPO) along with Denver District Court.

**Table 17:
District Court Civil Filings by Case Type
Fiscal Year 2022**

| Judicial District | Court Location | Protection Order (RS) | Public Nuisance (PH) | Public Utilities (PU) | Replevin (RP) | Review - Other | Rule 105 Quiet Title (R5) | Rule 106 - Writs / Contempt (R6) |
|-------------------------------|----------------|--------------------------|-------------------------|--------------------------|---------------|-----------------------------------|------------------------------|-------------------------------------|
| | | | | | | Local Government / Person (RV) | | |
| 15 | Baca | 0 | 0 | 0 | 0 | 0 | 0 | 0 |
| | Cheyenne | 0 | 0 | 0 | 0 | 0 | 0 | 0 |
| | Kiowa | 0 | 0 | 0 | 0 | 0 | 0 | 0 |
| | Prowers | 0 | 0 | 0 | 3 | 0 | 1 | 0 |
| | <i>Total</i> | <i>0</i> | <i>0</i> | <i>0</i> | <i>3</i> | <i>0</i> | <i>1</i> | <i>0</i> |
| 16 | Bent | 0 | 0 | 0 | 0 | 0 | 4 | 4 |
| | Crowley | 0 | 0 | 0 | 1 | 0 | 2 | 15 |
| | Otero | 0 | 0 | 0 | 2 | 1 | 4 | 0 |
| | <i>Total</i> | <i>0</i> | <i>0</i> | <i>0</i> | <i>3</i> | <i>1</i> | <i>10</i> | <i>19</i> |
| 17 | Adams | 0 | 18 | 0 | 38 | 16 | 14 | 10 |
| | Broomfield | 0 | 1 | 0 | 3 | 1 | 0 | 1 |
| | <i>Total</i> | <i>0</i> | <i>19</i> | <i>0</i> | <i>41</i> | <i>17</i> | <i>14</i> | <i>11</i> |
| 18 | Arapahoe | 1 | 8 | 0 | 29 | 11 | 17 | 6 |
| | Douglas | 1 | 1 | 0 | 19 | 4 | 6 | 4 |
| | Elbert | 0 | 0 | 0 | 2 | 1 | 7 | 0 |
| | Lincoln | 0 | 0 | 0 | 0 | 0 | 2 | 4 |
| | <i>Total</i> | <i>2</i> | <i>9</i> | <i>0</i> | <i>50</i> | <i>16</i> | <i>32</i> | <i>14</i> |
| 19 | Weld | 0 | 0 | 0 | 32 | 3 | 16 | 5 |
| 20 | Boulder | 0 | 0 | 0 | 10 | 15 | 11 | 5 |
| 21 | Mesa | 0 | 5 | 0 | 8 | 0 | 4 | 3 |
| 22 | Dolores | 0 | 0 | 0 | 0 | 0 | 1 | 0 |
| | Montezuma | 0 | 0 | 0 | 4 | 1 | 5 | 0 |
| | <i>Total</i> | <i>0</i> | <i>0</i> | <i>0</i> | <i>4</i> | <i>1</i> | <i>6</i> | <i>0</i> |
| <i>State Total</i> | | 18 | 201 | 1 | 334 | 180 | 437 | 213 |
| <i>Percent of State Total</i> | | 0.02% | 0.24% | 0.00% | 0.40% | 0.21% | 0.52% | 0.25% |

*Denver Probate Court handles Extreme Risk Protection Orders (ERPO) along with Denver District Court.

**Table 17:
District Court Civil Filings by Case Type
Fiscal Year 2022**

| Judicial District | Court Location | Rule 120 Deed of Trust (R2) | Services Rendered (SV) | Sexual Harassment (SH) | Sexual Misconduct on Minor (MM) | Special District (SD) | Specific Performance (SP) | Unemployment Compensation (UC) | U Visa Certification (VC) |
|-------------------------------|----------------|-----------------------------|------------------------|------------------------|---------------------------------|-----------------------|---------------------------|--------------------------------|---------------------------|
| 15 | Baca | 4 | 0 | 0 | 0 | 0 | 0 | 0 | 0 |
| | Cheyenne | 0 | 0 | 0 | 0 | 0 | 0 | 0 | 0 |
| | Kiowa | 0 | 0 | 0 | 0 | 0 | 0 | 0 | 0 |
| | Prowers | 4 | 0 | 0 | 0 | 0 | 0 | 0 | 0 |
| | Total | 8 | 0 | 0 | 0 | 0 | 0 | 0 | 0 |
| 16 | Bent | 0 | 0 | 0 | 0 | 0 | 0 | 0 | 0 |
| | Crowley | 1 | 0 | 0 | 0 | 0 | 0 | 0 | 0 |
| | Otero | 21 | 0 | 0 | 0 | 0 | 0 | 0 | 0 |
| | Total | 22 | 0 | 0 | 0 | 0 | 0 | 0 | 0 |
| 17 | Adams | 223 | 10 | 0 | 0 | 24 | 1 | 1 | 0 |
| | Broomfield | 13 | 1 | 0 | 0 | 0 | 1 | 0 | 0 |
| | Total | 236 | 11 | 0 | 0 | 24 | 2 | 1 | 0 |
| 18 | Arapahoe | 199 | 16 | 0 | 2 | 19 | 1 | 3 | 2 |
| | Douglas | 55 | 4 | 0 | 0 | 7 | 1 | 0 | 0 |
| | Elbert | 23 | 0 | 0 | 0 | 0 | 1 | 0 | 0 |
| | Lincoln | 4 | 0 | 0 | 0 | 0 | 0 | 0 | 0 |
| | Total | 281 | 20 | 0 | 2 | 26 | 3 | 3 | 2 |
| 19 | Weld | 160 | 8 | 1 | 0 | 23 | 0 | 0 | 0 |
| 20 | Boulder | 46 | 1 | 0 | 3 | 0 | 1 | 0 | 0 |
| 21 | Mesa | 90 | 2 | 0 | 0 | 7 | 1 | 0 | 0 |
| 22 | Dolores | 0 | 0 | 0 | 0 | 0 | 0 | 0 | 0 |
| | Montezuma | 9 | 0 | 0 | 0 | 0 | 0 | 0 | 0 |
| | Total | 9 | 0 | 0 | 0 | 0 | 0 | 0 | 0 |
| State Total | | 1,971 | 259 | 7 | 7 | 145 | 22 | 8 | 6 |
| Percent of State Total | | 2% | 0.31% | 0.008% | 0.008% | 0.17% | 0.03% | 0.010% | 0.007% |

*Denver Probate Court handles Extreme Risk Protection Orders (ERPO) along with Denver District Court.

**Table 17:
District Court Civil Filings by Case Type
Fiscal Year 2022**

| Judicial District | Court Location | Case Type | | | | | Total | Total minus Distraint and Rule 120 Cases |
|-------------------------------|----------------|--------------|-----------------------------------|-------------------------------|------------------------|---|---------------|--|
| | | Wages (WG) | Workman's Compensation (WC) | Writ of Habeas Corpus (WH) | Wrongful Death (WF) | Wrongful Death – Motor Vehicle (WV) | | |
| 15 | Baca | 0 | 0 | 0 | 0 | 0 | 39 | 10 |
| | Cheyenne | 0 | 0 | 0 | 0 | 0 | 20 | 9 |
| | Kiowa | 0 | 0 | 0 | 0 | 0 | 7 | 0 |
| | Prowers | 0 | 0 | 0 | 0 | 0 | 154 | 37 |
| | <i>Total</i> | <i>0</i> | <i>0</i> | <i>0</i> | <i>0</i> | <i>0</i> | <i>220</i> | <i>56</i> |
| 16 | Bent | 0 | 0 | 0 | 0 | 0 | 64 | 19 |
| | Crowley | 0 | 0 | 8 | 0 | 0 | 76 | 48 |
| | Otero | 0 | 0 | 0 | 2 | 0 | 210 | 61 |
| | <i>Total</i> | <i>0</i> | <i>0</i> | <i>8</i> | <i>2</i> | <i>0</i> | <i>350</i> | <i>128</i> |
| 17 | Adams | 9 | 1 | 0 | 6 | 2 | 8,651 | 1,412 |
| | Broomfield | 0 | 0 | 0 | 0 | 0 | 882 | 399 |
| | <i>Total</i> | <i>9</i> | <i>1</i> | <i>0</i> | <i>6</i> | <i>2</i> | <i>9,533</i> | <i>1,811</i> |
| 18 | Arapahoe | 23 | 0 | 0 | 3 | 4 | 9,942 | 2,324 |
| | Douglas | 2 | 1 | 2 | 5 | 0 | 3,357 | 953 |
| | Elbert | 1 | 0 | 0 | 0 | 0 | 283 | 70 |
| | Lincoln | 0 | 0 | 1 | 0 | 0 | 71 | 30 |
| | <i>Total</i> | <i>26</i> | <i>1</i> | <i>3</i> | <i>8</i> | <i>4</i> | <i>13,653</i> | <i>3,377</i> |
| 19 | Weld | 15 | 0 | 0 | 2 | 3 | 4,436 | 756 |
| 20 | Boulder | 8 | 0 | 1 | 4 | 2 | 3,026 | 967 |
| 21 | Mesa | 1 | 0 | 0 | 3 | 1 | 1,593 | 359 |
| 22 | Dolores | 0 | 0 | 0 | 0 | 0 | 32 | 11 |
| | Montezuma | 0 | 0 | 0 | 0 | 0 | 260 | 78 |
| | <i>Total</i> | <i>0</i> | <i>0</i> | <i>0</i> | <i>0</i> | <i>0</i> | <i>292</i> | <i>89</i> |
| <i>State Total</i> | | <i>148</i> | <i>71</i> | <i>143</i> | <i>79</i> | <i>26</i> | <i>84,146</i> | <i>19,179</i> |
| <i>Percent of State Total</i> | | <i>0.18%</i> | <i>0.08%</i> | <i>0.17%</i> | <i>0.09%</i> | <i>0.03%</i> | <i>100%</i> | |

*Denver Probate Court handles Extreme Risk Protection Orders (ERPO) along with Denver District Court.

**Table 18:
District Court Criminal Filings by Case Type
Fiscal Year 2022**

| Judicial District | Court Location | Arson (AR) | Assault (AS) | Bail Violation (BV) | Bribery-Tampering (BR) | Burglary (BU) | Child Abuse (CA) | Criminal Mischief (CM) | Cruelty to Animals (AM) | Driving Under the Influence (DU) | Drugs (DG) | Escape (EC) | Forgery (FG) | Fraud (FD) | Fugitive from Justice (FU) |
|-------------------|----------------|------------|--------------|---------------------|------------------------|---------------|------------------|------------------------|-------------------------|----------------------------------|------------|-------------|--------------|------------|----------------------------|
| 1 | Gilpin | 0 | 17 | 2 | 0 | 8 | 0 | 8 | 0 | 7 | 22 | 0 | 8 | 3 | 11 |
| | Jefferson | 10 | 449 | 12 | 17 | 260 | 6 | 100 | 2 | 91 | 315 | 112 | 36 | 8 | 86 |
| | Total | 10 | 466 | 14 | 17 | 268 | 6 | 108 | 2 | 98 | 337 | 112 | 44 | 11 | 97 |
| 2 | Denver* | 7 | 734 | 15 | 25 | 498 | 11 | 124 | 0 | 37 | 823 | 50 | 28 | 39 | 104 |
| 3 | Huerfano | 2 | 15 | 0 | 2 | 15 | 0 | 4 | 0 | 5 | 42 | 0 | 1 | 0 | 9 |
| | Las Animas | 1 | 24 | 0 | 3 | 32 | 1 | 8 | 0 | 5 | 18 | 3 | 1 | 0 | 18 |
| | Total | 3 | 39 | 0 | 5 | 47 | 1 | 12 | 0 | 10 | 60 | 3 | 2 | 0 | 27 |
| 4 | El Paso | 40 | 954 | 0 | 179 | 721 | 23 | 195 | 7 | 112 | 594 | 154 | 57 | 38 | 247 |
| | Teller | 2 | 40 | 0 | 3 | 10 | 0 | 8 | 0 | 16 | 54 | 1 | 4 | 4 | 9 |
| | Total | 42 | 994 | 0 | 182 | 731 | 23 | 203 | 7 | 128 | 648 | 155 | 61 | 42 | 256 |
| 5 | Clear Creek | 0 | 17 | 3 | 0 | 9 | 2 | 3 | 0 | 6 | 38 | 2 | 1 | 0 | 12 |
| | Eagle | 0 | 43 | 21 | 8 | 26 | 0 | 12 | 0 | 23 | 60 | 2 | 7 | 4 | 13 |
| | Lake | 0 | 14 | 8 | 0 | 6 | 0 | 1 | 0 | 0 | 2 | 0 | 3 | 0 | 2 |
| | Summit | 0 | 60 | 14 | 7 | 21 | 2 | 10 | 0 | 16 | 30 | 1 | 5 | 4 | 12 |
| | Total | 0 | 134 | 46 | 15 | 62 | 4 | 26 | 0 | 45 | 130 | 5 | 16 | 8 | 39 |
| 6 | Archuleta | 1 | 18 | 9 | 4 | 11 | 0 | 1 | 0 | 7 | 13 | 1 | 0 | 2 | 8 |
| | La Plata | 1 | 64 | 16 | 1 | 38 | 1 | 17 | 2 | 22 | 43 | 6 | 9 | 1 | 45 |
| | San Juan | 0 | 1 | 0 | 0 | 1 | 0 | 2 | 0 | 0 | 0 | 0 | 1 | 0 | 0 |
| | Total | 2 | 83 | 25 | 5 | 50 | 1 | 20 | 2 | 29 | 56 | 7 | 10 | 3 | 53 |
| 7 | Delta | 0 | 30 | 5 | 0 | 17 | 3 | 12 | 1 | 8 | 35 | 0 | 7 | 1 | 8 |
| | Gunnison | 0 | 13 | 6 | 2 | 7 | 0 | 8 | 0 | 7 | 14 | 1 | 5 | 0 | 2 |
| | Hinsdale | 0 | 0 | 0 | 0 | 1 | 0 | 0 | 0 | 0 | 0 | 0 | 0 | 0 | 0 |
| | Montrose | 2 | 57 | 17 | 0 | 37 | 1 | 9 | 0 | 21 | 60 | 3 | 11 | 3 | 4 |
| | Montrose-Nucla | 0 | 4 | 1 | 0 | 2 | 0 | 0 | 0 | 0 | 3 | 0 | 1 | 0 | 7 |
| | Ouray | 0 | 2 | 0 | 0 | 1 | 0 | 0 | 0 | 0 | 1 | 0 | 0 | 0 | 2 |
| | San Miguel | 0 | 8 | 0 | 0 | 6 | 0 | 2 | 0 | 6 | 12 | 0 | 0 | 1 | 3 |
| | Total | 2 | 114 | 29 | 2 | 71 | 4 | 31 | 1 | 42 | 125 | 4 | 24 | 5 | 26 |

*Denver District Criminal FY filings reflect bind over cases received from Denver County Court at the time this report was generated.

**Table 18:
District Court Criminal Filings by Case Type
Fiscal Year 2022**

| Judicial District | Court Location | Habitual | | | | | | | Obstruction | | | | |
|-------------------|----------------|---------------|--------------|---------------|--------------------|-------------|-----------------|---------------|------------------------|------------|--------------|------------------|-------------------|
| | | Gambling (GM) | Traffic (HT) | Homicide (HM) | Impersonation (IM) | Incest (IC) | Kidnapping (KN) | Menacing (MN) | of Public Justice (OP) | Other (OT) | Perjury (PJ) | Pornography (PN) | Prostitution (PS) |
| 1 | Gilpin | 3 | 0 | 0 | 5 | 0 | 2 | 2 | 0 | 8 | 0 | 0 | 0 |
| | Jefferson | 0 | 2 | 61 | 36 | 0 | 33 | 174 | 19 | 263 | 0 | 0 | 3 |
| | Total | 3 | 2 | 61 | 41 | 0 | 35 | 176 | 19 | 271 | 0 | 0 | 3 |
| 2 | Denver* | 0 | 0 | 143 | 30 | 0 | 32 | 310 | 21 | 165 | 0 | 0 | 4 |
| 3 | Huerfano | 0 | 3 | 1 | 1 | 0 | 2 | 13 | 2 | 19 | 0 | 0 | 0 |
| | Las Animas | 0 | 1 | 3 | 4 | 0 | 2 | 18 | 0 | 30 | 0 | 0 | 0 |
| | Total | 0 | 4 | 4 | 5 | 0 | 4 | 31 | 2 | 49 | 0 | 0 | 0 |
| 4 | El Paso | 0 | 0 | 121 | 52 | 0 | 118 | 399 | 73 | 214 | 0 | 1 | 4 |
| | Teller | 1 | 1 | 3 | 6 | 1 | 4 | 26 | 1 | 33 | 0 | 0 | 1 |
| | Total | 1 | 1 | 124 | 58 | 1 | 122 | 425 | 74 | 247 | 0 | 1 | 5 |
| 5 | Clear Creek | 0 | 0 | 1 | 5 | 0 | 2 | 7 | 0 | 4 | 0 | 0 | 0 |
| | Eagle | 0 | 0 | 0 | 10 | 0 | 0 | 20 | 1 | 21 | 0 | 0 | 0 |
| | Lake | 0 | 0 | 3 | 1 | 2 | 0 | 5 | 0 | 5 | 0 | 0 | 0 |
| | Summit | 0 | 0 | 0 | 8 | 0 | 3 | 26 | 4 | 13 | 0 | 0 | 0 |
| | Total | 0 | 0 | 4 | 24 | 2 | 5 | 58 | 5 | 43 | 0 | 0 | 0 |
| 6 | Archuleta | 0 | 0 | 1 | 2 | 0 | 0 | 12 | 3 | 8 | 0 | 0 | 0 |
| | La Plata | 0 | 0 | 2 | 29 | 0 | 1 | 27 | 0 | 38 | 0 | 0 | 0 |
| | San Juan | 0 | 0 | 0 | 0 | 0 | 0 | 0 | 0 | 2 | 0 | 0 | 0 |
| | Total | 0 | 0 | 3 | 31 | 0 | 1 | 39 | 3 | 48 | 0 | 0 | 0 |
| 7 | Delta | 0 | 0 | 4 | 5 | 1 | 0 | 14 | 2 | 33 | 0 | 0 | 0 |
| | Gunnison | 0 | 0 | 1 | 2 | 0 | 0 | 4 | 6 | 3 | 0 | 0 | 0 |
| | Hinsdale | 0 | 0 | 0 | 0 | 0 | 0 | 1 | 0 | 0 | 0 | 0 | 0 |
| | Montrose | 0 | 0 | 4 | 16 | 0 | 2 | 18 | 4 | 36 | 1 | 0 | 0 |
| | Montrose-Nucla | 0 | 0 | 1 | 0 | 0 | 1 | 1 | 3 | 2 | 0 | 0 | 0 |
| | Ouray | 0 | 0 | 0 | 0 | 0 | 0 | 1 | 0 | 4 | 0 | 0 | 0 |
| | San Miguel | 0 | 0 | 0 | 1 | 0 | 1 | 4 | 0 | 8 | 0 | 0 | 0 |
| | Total | 0 | 0 | 10 | 24 | 1 | 4 | 43 | 15 | 86 | 1 | 0 | 0 |

*Denver District Criminal FY filings reflect bind over cases received from Denver County Court at the time this report was generated.

**Table 18:
District Court Criminal Filings by Case Type
Fiscal Year 2022**

| Judicial District | Court Location | Public Indecency (PI) | Abuse of Public Office (PO) | Public Peace and Order (PP) | Robbery (RB) | Sex Offenses (SX) | Solicitation (SL) | Support of Spouse or Children (NS) | Tampering (TM) | Theft (TH) | Trespass (TP) | Vehicular Assault (VA) | Vehicular Homicide (VH) | Weapon (WP) | Total |
|-------------------|----------------|-----------------------|-----------------------------|-----------------------------|--------------|-------------------|-------------------|------------------------------------|----------------|------------|---------------|------------------------|-------------------------|-------------|-------|
| 1 | Gilpin | 0 | 0 | 0 | 3 | 3 | 0 | 0 | 1 | 73 | 5 | 0 | 0 | 4 | 195 |
| | Jefferson | 0 | 1 | 37 | 76 | 181 | 0 | 1 | 4 | 905 | 148 | 29 | 5 | 84 | 3,566 |
| | Total | 0 | 1 | 37 | 79 | 184 | 0 | 1 | 5 | 978 | 153 | 29 | 5 | 88 | 3,761 |
| 2 | Denver* | 0 | 1 | 59 | 222 | 180 | 0 | 0 | 2 | 738 | 113 | 15 | 4 | 240 | 4,774 |
| 3 | Huerfano | 0 | 0 | 5 | 1 | 5 | 0 | 0 | 1 | 18 | 3 | 0 | 2 | 4 | 175 |
| | Las Animas | 0 | 0 | 0 | 2 | 7 | 0 | 0 | 0 | 24 | 6 | 1 | 0 | 9 | 221 |
| | Total | 0 | 0 | 5 | 3 | 12 | 0 | 0 | 1 | 42 | 9 | 1 | 2 | 13 | 396 |
| 4 | El Paso | 0 | 1 | 272 | 173 | 264 | 0 | 0 | 8 | 1,340 | 338 | 42 | 7 | 214 | 6,962 |
| | Teller | 0 | 0 | 0 | 0 | 14 | 0 | 0 | 5 | 30 | 5 | 0 | 0 | 11 | 293 |
| | Total | 0 | 1 | 272 | 173 | 278 | 0 | 0 | 13 | 1,370 | 343 | 42 | 7 | 225 | 7,255 |
| 5 | Clear Creek | 0 | 0 | 3 | 1 | 4 | 0 | 0 | 2 | 9 | 5 | 1 | 0 | 6 | 143 |
| | Eagle | 0 | 0 | 6 | 2 | 26 | 0 | 0 | 2 | 37 | 14 | 3 | 0 | 4 | 365 |
| | Lake | 0 | 0 | 1 | 0 | 8 | 0 | 0 | 0 | 3 | 0 | 2 | 0 | 1 | 67 |
| | Summit | 0 | 0 | 8 | 1 | 11 | 0 | 0 | 0 | 39 | 7 | 1 | 0 | 2 | 305 |
| | Total | 0 | 0 | 18 | 4 | 49 | 0 | 0 | 4 | 88 | 26 | 7 | 0 | 13 | 880 |
| 6 | Archuleta | 0 | 0 | 8 | 0 | 1 | 0 | 0 | 0 | 15 | 2 | 0 | 0 | 2 | 129 |
| | La Plata | 0 | 0 | 5 | 9 | 11 | 0 | 0 | 1 | 59 | 22 | 5 | 0 | 10 | 485 |
| | San Juan | 0 | 0 | 1 | 0 | 1 | 0 | 0 | 0 | 0 | 0 | 0 | 0 | 0 | 9 |
| | Total | 0 | 0 | 14 | 9 | 13 | 0 | 0 | 1 | 74 | 24 | 5 | 0 | 12 | 623 |
| 7 | Delta | 0 | 0 | 4 | 0 | 17 | 0 | 0 | 0 | 20 | 7 | 2 | 0 | 11 | 247 |
| | Gunnison | 0 | 0 | 8 | 0 | 4 | 0 | 0 | 0 | 13 | 9 | 1 | 1 | 3 | 120 |
| | Hinsdale | 0 | 0 | 0 | 0 | 0 | 0 | 0 | 0 | 1 | 0 | 0 | 0 | 0 | 3 |
| | Montrose | 0 | 0 | 26 | 10 | 18 | 0 | 0 | 0 | 57 | 21 | 1 | 1 | 15 | 455 |
| | Montrose-Nucla | 0 | 0 | 1 | 0 | 1 | 0 | 0 | 0 | 2 | 1 | 0 | 0 | 2 | 33 |
| | Ouray | 0 | 0 | 0 | 0 | 1 | 0 | 0 | 0 | 1 | 0 | 0 | 0 | 1 | 14 |
| | San Miguel | 1 | 0 | 0 | 1 | 4 | 0 | 0 | 0 | 3 | 2 | 0 | 0 | 0 | 63 |
| | Total | 1 | 0 | 39 | 11 | 45 | 0 | 0 | 0 | 97 | 40 | 4 | 2 | 32 | 935 |

*Denver District Criminal FY filings reflect bind over cases received from Denver County Court at the time this report was generated.

**Table 18:
District Court Criminal Filings by Case Type
Fiscal Year 2022**

| Judicial District | Court Location | Case Type | | | | | | | | | | | | | |
|-------------------|----------------|------------|--------------|---------------------|------------------------|---------------|------------------|------------------------|-------------------------|----------------------------------|------------|-------------|--------------|------------|----------------------------|
| | | Arson (AR) | Assault (AS) | Bail Violation (BV) | Bribery-Tampering (BR) | Burglary (BU) | Child Abuse (CA) | Criminal Mischief (CM) | Cruelty to Animals (AM) | Driving Under the Influence (DU) | Drugs (DG) | Escape (EC) | Forgery (FG) | Fraud (FD) | Fugitive from Justice (FU) |
| 8 | Jackson | 0 | 2 | 1 | 0 | 2 | 0 | 3 | 0 | 1 | 3 | 1 | 0 | 0 | 1 |
| | Larimer | 12 | 275 | 34 | 25 | 171 | 2 | 69 | 1 | 111 | 274 | 56 | 20 | 25 | 76 |
| | Total | 12 | 277 | 35 | 25 | 173 | 2 | 72 | 1 | 112 | 277 | 57 | 20 | 25 | 77 |
| 9 | Garfield | 0 | 62 | 4 | 2 | 46 | 0 | 7 | 0 | 25 | 61 | 9 | 6 | 0 | 23 |
| | Pitkin | 0 | 12 | 1 | 0 | 10 | 0 | 2 | 0 | 2 | 6 | 0 | 1 | 1 | 5 |
| | Rio Blanco | 0 | 8 | 1 | 0 | 0 | 0 | 6 | 0 | 1 | 4 | 0 | 1 | 0 | 2 |
| | Total | 0 | 82 | 6 | 2 | 56 | 0 | 15 | 0 | 28 | 71 | 9 | 8 | 1 | 30 |
| 10 | Pueblo | 6 | 297 | 14 | 2 | 157 | 9 | 77 | 0 | 22 | 98 | 57 | 28 | 6 | 57 |
| 11 | Chaffee | 0 | 27 | 0 | 1 | 25 | 0 | 8 | 1 | 14 | 23 | 0 | 3 | 3 | 10 |
| | Custer | 0 | 3 | 0 | 0 | 1 | 0 | 2 | 0 | 3 | 2 | 0 | 0 | 0 | 1 |
| | Fremont | 5 | 104 | 4 | 1 | 43 | 2 | 9 | 2 | 9 | 78 | 27 | 11 | 0 | 19 |
| | Park | 1 | 12 | 4 | 0 | 1 | 0 | 2 | 0 | 8 | 3 | 0 | 0 | 1 | 3 |
| | Total | 6 | 146 | 8 | 2 | 70 | 2 | 21 | 3 | 34 | 106 | 27 | 14 | 4 | 33 |
| 12 | Alamosa | 2 | 32 | 6 | 0 | 35 | 1 | 12 | 0 | 10 | 52 | 4 | 8 | 1 | 6 |
| | Conejos | 3 | 19 | 0 | 1 | 18 | 0 | 2 | 0 | 1 | 2 | 2 | 3 | 0 | 1 |
| | Costilla | 0 | 13 | 2 | 0 | 9 | 2 | 2 | 0 | 2 | 1 | 0 | 0 | 0 | 6 |
| | Mineral | 0 | 2 | 0 | 0 | 0 | 0 | 0 | 0 | 0 | 1 | 0 | 0 | 0 | 1 |
| | Rio Grande | 0 | 24 | 1 | 0 | 28 | 1 | 5 | 0 | 4 | 16 | 2 | 3 | 0 | 2 |
| | Saguache | 0 | 11 | 0 | 0 | 6 | 0 | 1 | 0 | 0 | 20 | 2 | 5 | 1 | 3 |
| | Total | 5 | 101 | 9 | 1 | 96 | 4 | 22 | 0 | 17 | 92 | 10 | 19 | 2 | 19 |
| 13 | Kit Carson | 0 | 13 | 6 | 1 | 3 | 1 | 1 | 0 | 3 | 21 | 0 | 0 | 0 | 17 |
| | Logan | 4 | 39 | 57 | 7 | 24 | 1 | 6 | 0 | 10 | 18 | 33 | 3 | 6 | 7 |
| | Morgan | 1 | 39 | 62 | 9 | 39 | 3 | 9 | 0 | 8 | 16 | 4 | 10 | 1 | 6 |
| | Phillips | 0 | 3 | 1 | 0 | 1 | 0 | 0 | 0 | 2 | 0 | 0 | 0 | 0 | 5 |
| | Sedgwick | 0 | 3 | 1 | 0 | 0 | 0 | 1 | 0 | 0 | 0 | 0 | 0 | 0 | 3 |
| | Washington | 0 | 5 | 0 | 0 | 1 | 0 | 1 | 0 | 0 | 2 | 0 | 1 | 0 | 4 |
| | Yuma | 0 | 7 | 1 | 0 | 5 | 2 | 0 | 0 | 1 | 3 | 0 | 2 | 0 | 3 |
| | Total | 5 | 109 | 128 | 17 | 73 | 7 | 18 | 0 | 24 | 60 | 37 | 16 | 7 | 45 |
| 14 | Grand | 0 | 14 | 0 | 3 | 14 | 0 | 4 | 2 | 14 | 20 | 2 | 2 | 2 | 2 |
| | Moffat | 1 | 17 | 12 | 3 | 11 | 1 | 3 | 0 | 13 | 20 | 6 | 4 | 3 | 6 |
| | Routt | 0 | 17 | 2 | 1 | 14 | 0 | 11 | 0 | 8 | 23 | 2 | 2 | 1 | 4 |
| | Total | 1 | 48 | 14 | 7 | 39 | 1 | 18 | 2 | 35 | 63 | 10 | 8 | 6 | 12 |

*Denver District Criminal FY filings reflect bind over cases received from Denver County Court at the time this report was generated.

**Table 18:
District Court Criminal Filings by Case Type
Fiscal Year 2022**

| Judicial District | Court Location | Habitual | | | | | | | Obstruction | | | | |
|-------------------|----------------|---------------|--------------|---------------|--------------------|-------------|-----------------|---------------|------------------------|------------|--------------|------------------|-------------------|
| | | Gambling (GM) | Traffic (HT) | Homicide (HM) | Impersonation (IM) | Incest (IC) | Kidnapping (KN) | Menacing (MN) | of Public Justice (OP) | Other (OT) | Perjury (PJ) | Pornography (PN) | Prostitution (PS) |
| 8 | Jackson | 0 | 0 | 0 | 0 | 0 | 0 | 1 | 1 | 3 | 0 | 0 | 0 |
| | Larimer | 0 | 0 | 11 | 86 | 0 | 15 | 108 | 32 | 86 | 0 | 1 | 1 |
| | <i>Total</i> | <i>0</i> | <i>0</i> | <i>11</i> | <i>86</i> | <i>0</i> | <i>15</i> | <i>109</i> | <i>33</i> | <i>89</i> | <i>0</i> | <i>1</i> | <i>1</i> |
| 9 | Garfield | 0 | 0 | 5 | 17 | 0 | 3 | 38 | 4 | 14 | 0 | 0 | 0 |
| | Pitkin | 0 | 0 | 0 | 0 | 0 | 1 | 4 | 0 | 6 | 0 | 0 | 0 |
| | Rio Blanco | 0 | 0 | 0 | 1 | 0 | 1 | 3 | 0 | 6 | 0 | 0 | 0 |
| | <i>Total</i> | <i>0</i> | <i>0</i> | <i>5</i> | <i>18</i> | <i>0</i> | <i>5</i> | <i>45</i> | <i>4</i> | <i>26</i> | <i>0</i> | <i>0</i> | <i>0</i> |
| 10 | Pueblo | 0 | 0 | 45 | 65 | 0 | 24 | 143 | 12 | 48 | 0 | 0 | 0 |
| 11 | Chaffee | 0 | 0 | 2 | 3 | 0 | 0 | 13 | 2 | 41 | 0 | 0 | 0 |
| | Custer | 0 | 0 | 1 | 1 | 0 | 0 | 3 | 0 | 2 | 0 | 0 | 0 |
| | Fremont | 0 | 1 | 10 | 6 | 0 | 6 | 27 | 10 | 20 | 0 | 0 | 0 |
| | Park | 0 | 0 | 1 | 0 | 0 | 1 | 6 | 0 | 15 | 0 | 0 | 0 |
| | <i>Total</i> | <i>0</i> | <i>1</i> | <i>14</i> | <i>10</i> | <i>0</i> | <i>7</i> | <i>49</i> | <i>12</i> | <i>78</i> | <i>0</i> | <i>0</i> | <i>0</i> |
| 12 | Alamosa | 0 | 0 | 5 | 18 | 0 | 1 | 19 | 0 | 30 | 0 | 0 | 0 |
| | Conejos | 0 | 0 | 0 | 6 | 0 | 0 | 4 | 1 | 7 | 0 | 0 | 0 |
| | Costilla | 0 | 0 | 4 | 0 | 0 | 2 | 21 | 0 | 20 | 0 | 0 | 0 |
| | Mineral | 0 | 0 | 0 | 0 | 0 | 0 | 0 | 0 | 0 | 0 | 0 | 0 |
| | Rio Grande | 0 | 0 | 1 | 1 | 0 | 1 | 11 | 2 | 16 | 0 | 0 | 0 |
| | Saguache | 0 | 0 | 5 | 0 | 0 | 2 | 4 | 6 | 4 | 0 | 0 | 0 |
| | <i>Total</i> | <i>0</i> | <i>0</i> | <i>15</i> | <i>25</i> | <i>0</i> | <i>6</i> | <i>59</i> | <i>9</i> | <i>77</i> | <i>0</i> | <i>0</i> | <i>0</i> |
| 13 | Kit Carson | 0 | 0 | 1 | 0 | 0 | 1 | 2 | 2 | 7 | 0 | 0 | 1 |
| | Logan | 0 | 0 | 5 | 2 | 0 | 6 | 18 | 1 | 6 | 0 | 0 | 0 |
| | Morgan | 0 | 0 | 8 | 3 | 0 | 5 | 20 | 3 | 8 | 0 | 0 | 0 |
| | Phillips | 0 | 0 | 0 | 0 | 0 | 1 | 2 | 0 | 2 | 0 | 0 | 0 |
| | Sedgwick | 0 | 0 | 0 | 0 | 0 | 0 | 2 | 0 | 2 | 0 | 0 | 0 |
| | Washington | 0 | 0 | 0 | 0 | 0 | 0 | 1 | 0 | 2 | 0 | 0 | 0 |
| | Yuma | 0 | 0 | 0 | 0 | 0 | 0 | 3 | 0 | 13 | 0 | 0 | 0 |
| | <i>Total</i> | <i>0</i> | <i>0</i> | <i>14</i> | <i>5</i> | <i>0</i> | <i>13</i> | <i>48</i> | <i>6</i> | <i>40</i> | <i>0</i> | <i>0</i> | <i>1</i> |
| 14 | Grand | 0 | 0 | 0 | 1 | 0 | 0 | 5 | 1 | 1 | 0 | 0 | 0 |
| | Moffat | 0 | 1 | 2 | 1 | 0 | 0 | 14 | 10 | 11 | 0 | 0 | 0 |
| | Routt | 0 | 0 | 0 | 2 | 0 | 0 | 21 | 4 | 13 | 0 | 0 | 0 |
| | <i>Total</i> | <i>0</i> | <i>1</i> | <i>2</i> | <i>4</i> | <i>0</i> | <i>0</i> | <i>40</i> | <i>15</i> | <i>25</i> | <i>0</i> | <i>0</i> | <i>0</i> |

*Denver District Criminal FY filings reflect bind over cases received from Denver County Court at the time this report was generated.

**Table 18:
District Court Criminal Filings by Case Type
Fiscal Year 2022**

| Judicial District | Court Location | Public | Abuse of | Public | Sex | Support of | Solicitation (SL) | Tampering (TM) | Theft (TH) | Trespass (TP) | Vehicular | Vehicular | Weapon (WP) | Total | |
|-------------------|----------------|----------------|--------------------|----------------------|---------------|-------------------------|-------------------|----------------|------------|---------------|--------------|---------------|-------------|--------------|--------------|
| | | Indecency (PI) | Public Office (PO) | Peace and Order (PP) | Offenses (SX) | Spouse or Children (NS) | | | | | Assault (VA) | Homicide (VH) | | | |
| 8 | Jackson | 0 | 0 | 0 | 0 | 0 | 0 | 0 | 2 | 0 | 0 | 0 | 2 | 23 | |
| | Larimer | 0 | 1 | 104 | 31 | 84 | 0 | 7 | 283 | 99 | 17 | 2 | 39 | 2,158 | |
| | Total | 0 | 1 | 104 | 31 | 84 | 0 | 7 | 285 | 99 | 17 | 2 | 41 | 2,181 | |
| 9 | Garfield | 0 | 0 | 14 | 0 | 21 | 0 | 1 | 45 | 13 | 4 | 0 | 3 | 427 | |
| | Pitkin | 0 | 0 | 0 | 0 | 4 | 0 | 0 | 11 | 2 | 0 | 0 | 0 | 68 | |
| | Rio Blanco | 0 | 0 | 0 | 0 | 1 | 0 | 0 | 3 | 3 | 0 | 0 | 0 | 41 | |
| | Total | 0 | 0 | 14 | 0 | 26 | 0 | 1 | 59 | 18 | 4 | 0 | 3 | 536 | |
| 10 | Pueblo | 0 | 0 | 34 | 82 | 56 | 0 | 3 | 364 | 81 | 4 | 5 | 60 | 1,856 | |
| 11 | Chaffee | 0 | 0 | 0 | 0 | 7 | 0 | 3 | 16 | 4 | 1 | 0 | 6 | 213 | |
| | Custer | 0 | 0 | 0 | 0 | 4 | 0 | 0 | 4 | 0 | 0 | 0 | 1 | 28 | |
| | Fremont | 0 | 0 | 25 | 11 | 26 | 0 | 0 | 43 | 15 | 2 | 0 | 28 | 544 | |
| | Park | 0 | 0 | 2 | 0 | 4 | 0 | 0 | 5 | 4 | 1 | 1 | 3 | 78 | |
| | Total | 0 | 0 | 27 | 11 | 41 | 0 | 0 | 3 | 68 | 23 | 4 | 1 | 38 | 863 |
| 12 | Alamosa | 0 | 0 | 1 | 6 | 9 | 0 | 4 | 31 | 7 | 0 | 0 | 18 | 318 | |
| | Conejos | 0 | 0 | 1 | 1 | 4 | 0 | 0 | 3 | 6 | 1 | 0 | 5 | 91 | |
| | Costilla | 0 | 0 | 0 | 0 | 2 | 0 | 1 | 3 | 5 | 0 | 0 | 6 | 101 | |
| | Mineral | 0 | 0 | 0 | 0 | 0 | 0 | 0 | 0 | 0 | 0 | 0 | 0 | 4 | |
| | Rio Grande | 0 | 0 | 4 | 0 | 11 | 0 | 1 | 6 | 7 | 1 | 0 | 2 | 150 | |
| | Saguache | 0 | 0 | 1 | 1 | 5 | 0 | 0 | 4 | 0 | 1 | 0 | 3 | 85 | |
| | Total | 0 | 0 | 7 | 8 | 31 | 0 | 0 | 6 | 47 | 25 | 3 | 0 | 34 | 749 |
| 13 | Kit Carson | 0 | 0 | 1 | 0 | 10 | 0 | 1 | 8 | 2 | 0 | 0 | 4 | 106 | |
| | Logan | 0 | 1 | 18 | 4 | 30 | 0 | 0 | 27 | 19 | 1 | 0 | 14 | 367 | |
| | Morgan | 0 | 3 | 10 | 0 | 24 | 0 | 0 | 42 | 32 | 6 | 1 | 9 | 383 | |
| | Phillips | 0 | 0 | 0 | 0 | 3 | 0 | 1 | 0 | 3 | 1 | 0 | 0 | 25 | |
| | Sedgwick | 0 | 0 | 0 | 0 | 30 | 0 | 0 | 1 | 3 | 0 | 0 | 1 | 47 | |
| | Washington | 0 | 0 | 0 | 0 | 0 | 0 | 0 | 1 | 1 | 0 | 1 | 1 | 21 | |
| | Yuma | 0 | 0 | 0 | 0 | 1 | 0 | 0 | 13 | 3 | 0 | 0 | 4 | 61 | |
| | Total | 0 | 4 | 29 | 4 | 98 | 0 | 0 | 4 | 92 | 63 | 8 | 2 | 33 | 1,010 |
| | 14 | Grand | 0 | 0 | 7 | 0 | 7 | 0 | 0 | 15 | 3 | 1 | 1 | 1 | 122 |
| Moffat | | 0 | 0 | 11 | 0 | 10 | 0 | 1 | 9 | 14 | 0 | 0 | 13 | 197 | |
| Routt | | 0 | 0 | 6 | 3 | 13 | 0 | 0 | 23 | 14 | 2 | 0 | 7 | 193 | |
| Total | | 0 | 0 | 24 | 3 | 30 | 0 | 0 | 1 | 47 | 31 | 3 | 1 | 21 | 512 |

*Denver District Criminal FY filings reflect bind over cases received from Denver County Court at the time this report was generated.

**Table 18:
District Court Criminal Filings by Case Type
Fiscal Year 2022**

| Judicial District | Court Location | Case Type | | | | | | | | | | | | | |
|-------------------------------|----------------|--------------|--------------|---------------------|------------------------|---------------|------------------|------------------------|-------------------------|----------------------------------|--------------|-------------|--------------|------------|----------------------------|
| | | Arson (AR) | Assault (AS) | Bail Violation (BV) | Bribery-Tampering (BR) | Burglary (BU) | Child Abuse (CA) | Criminal Mischief (CM) | Cruelty to Animals (AM) | Driving Under the Influence (DU) | Drugs (DG) | Escape (EC) | Forgery (FG) | Fraud (FD) | Fugitive from Justice (FU) |
| 15 | Baca | 0 | 6 | 0 | 0 | 3 | 1 | 1 | 0 | 0 | 5 | 0 | 1 | 1 | 8 |
| | Cheyenne | 0 | 2 | 0 | 0 | 0 | 0 | 1 | 0 | 0 | 0 | 0 | 0 | 0 | 0 |
| | Kiowa | 0 | 1 | 0 | 0 | 1 | 0 | 1 | 0 | 0 | 0 | 0 | 0 | 0 | 2 |
| | Prowers | 0 | 18 | 2 | 2 | 17 | 0 | 2 | 0 | 6 | 12 | 4 | 2 | 0 | 14 |
| | Total | 0 | 27 | 2 | 2 | 21 | 1 | 5 | 0 | 6 | 17 | 4 | 3 | 1 | 24 |
| 16 | Bent | 1 | 14 | 0 | 0 | 4 | 0 | 4 | 0 | 4 | 12 | 15 | 0 | 0 | 5 |
| | Crowley | 0 | 12 | 8 | 0 | 8 | 0 | 2 | 0 | 0 | 10 | 22 | 1 | 1 | 4 |
| | Otero | 0 | 25 | 0 | 1 | 41 | 0 | 10 | 0 | 5 | 10 | 3 | 5 | 0 | 6 |
| | Total | 1 | 51 | 8 | 1 | 53 | 0 | 16 | 0 | 9 | 32 | 40 | 6 | 1 | 15 |
| 17 | Adams | 21 | 525 | 18 | 4 | 284 | 14 | 128 | 2 | 105 | 553 | 37 | 27 | 12 | 120 |
| | Broomfield | 0 | 35 | 2 | 0 | 21 | 1 | 4 | 0 | 11 | 78 | 0 | 18 | 29 | 13 |
| | Total | 21 | 560 | 20 | 4 | 305 | 15 | 132 | 2 | 116 | 631 | 37 | 45 | 41 | 133 |
| 18 | Arapahoe | 17 | 545 | 23 | 18 | 223 | 11 | 85 | 1 | 65 | 265 | 40 | 29 | 21 | 113 |
| | Douglas | 3 | 153 | 11 | 22 | 76 | 1 | 32 | 1 | 43 | 167 | 27 | 17 | 18 | 52 |
| | Elbert | 0 | 11 | 2 | 1 | 4 | 0 | 4 | 1 | 4 | 14 | 0 | 0 | 5 | 3 |
| | Lincoln | 0 | 13 | 1 | 1 | 1 | 0 | 1 | 1 | 6 | 10 | 24 | 1 | 0 | 9 |
| | Total | 20 | 722 | 37 | 42 | 304 | 12 | 122 | 4 | 118 | 456 | 91 | 47 | 44 | 177 |
| 19 | Weld | 10 | 250 | 1 | 84 | 197 | 5 | 61 | 1 | 70 | 338 | 11 | 32 | 4 | 48 |
| 20 | Boulder | 15 | 322 | 81 | 19 | 230 | 4 | 69 | 2 | 54 | 177 | 21 | 31 | 19 | 25 |
| 21 | Mesa | 10 | 220 | 41 | 22 | 188 | 6 | 39 | 1 | 44 | 275 | 16 | 39 | 36 | 50 |
| 22 | Dolores | 0 | 0 | 0 | 0 | 6 | 0 | 2 | 0 | 0 | 4 | 0 | 0 | 0 | 0 |
| | Montezuma | 2 | 66 | 31 | 0 | 42 | 2 | 8 | 0 | 21 | 34 | 8 | 4 | 1 | 25 |
| | Total | 2 | 66 | 31 | 0 | 48 | 2 | 10 | 0 | 21 | 38 | 8 | 4 | 1 | 25 |
| State Total | | 180 | 5,842 | 564 | 481 | 3,737 | 120 | 1,221 | 28 | 1,099 | 4,910 | 771 | 505 | 306 | 1,372 |
| Percent of State Total | | 0.42% | 14% | 1% | 1.12% | 9% | 0.28% | 3% | 0.07% | 2.56% | 11% | 2% | 1% | 1% | 3% |

*Denver District Criminal FY filings reflect bind over cases received from Denver County Court at the time this report was generated.

**Table 18:
District Court Criminal Filings by Case Type
Fiscal Year 2022**

| Judicial District | Court Location | Habitual | | | | | Obstruction | | | | | | | |
|-------------------------------|----------------|---------------|--------------|---------------|--------------------|--------------|-----------------|---------------|------------------------|--------------|--------------|------------------|-------------------|--|
| | | Gambling (GM) | Traffic (HT) | Homicide (HM) | Impersonation (IM) | Incest (IC) | Kidnapping (KN) | Menacing (MN) | of Public Justice (OP) | Other (OT) | Perjury (PJ) | Pornography (PN) | Prostitution (PS) | |
| 15 | Baca | 0 | 0 | 3 | 0 | 0 | 0 | 3 | 0 | 0 | 0 | 0 | 0 | |
| | Cheyenne | 0 | 0 | 0 | 0 | 0 | 0 | 1 | 0 | 0 | 0 | 0 | 0 | |
| | Kiowa | 0 | 0 | 0 | 0 | 0 | 0 | 0 | 0 | 1 | 0 | 0 | 0 | |
| | Prowers | 0 | 0 | 3 | 5 | 0 | 0 | 8 | 3 | 4 | 0 | 0 | 0 | |
| | Total | 0 | 0 | 6 | 5 | 0 | 0 | 12 | 3 | 5 | 0 | 0 | 0 | |
| 16 | Bent | 0 | 0 | 0 | 1 | 0 | 0 | 2 | 0 | 1 | 0 | 0 | 0 | |
| | Crowley | 0 | 0 | 0 | 0 | 0 | 1 | 7 | 7 | 0 | 0 | 0 | 0 | |
| | Otero | 0 | 0 | 4 | 7 | 0 | 13 | 17 | 7 | 6 | 0 | 0 | 0 | |
| | Total | 0 | 0 | 4 | 8 | 0 | 14 | 26 | 14 | 7 | 0 | 0 | 0 | |
| 17 | Adams | 0 | 0 | 77 | 75 | 0 | 25 | 243 | 10 | 246 | 0 | 1 | 0 | |
| | Broomfield | 0 | 0 | 7 | 11 | 0 | 3 | 20 | 0 | 35 | 0 | 0 | 0 | |
| | Total | 0 | 0 | 84 | 86 | 0 | 28 | 263 | 10 | 281 | 0 | 1 | 0 | |
| 18 | Arapahoe | 0 | 2 | 82 | 19 | 0 | 31 | 223 | 13 | 81 | 0 | 0 | 3 | |
| | Douglas | 0 | 1 | 19 | 14 | 0 | 10 | 60 | 3 | 86 | 0 | 0 | 0 | |
| | Elbert | 0 | 0 | 0 | 3 | 0 | 0 | 6 | 1 | 10 | 0 | 0 | 0 | |
| | Lincoln | 0 | 0 | 2 | 1 | 0 | 2 | 1 | 0 | 3 | 0 | 0 | 0 | |
| | Total | 0 | 3 | 103 | 37 | 0 | 43 | 290 | 17 | 180 | 0 | 0 | 3 | |
| 19 | Weld | 0 | 0 | 27 | 23 | 0 | 27 | 115 | 1 | 253 | 0 | 0 | 0 | |
| 20 | Boulder | 0 | 3 | 30 | 22 | 0 | 14 | 172 | 17 | 108 | 0 | 0 | 0 | |
| 21 | Mesa | 0 | 0 | 15 | 78 | 0 | 24 | 121 | 22 | 65 | 0 | 1 | 0 | |
| 22 | Dolores | 0 | 0 | 1 | 0 | 0 | 0 | 0 | 0 | 1 | 0 | 0 | 0 | |
| | Montezuma | 0 | 0 | 2 | 7 | 2 | 2 | 21 | 1 | 37 | 0 | 0 | 0 | |
| | Total | 0 | 0 | 3 | 7 | 2 | 2 | 21 | 1 | 38 | 0 | 0 | 0 | |
| State Total | | 4 | 15 | 727 | 692 | 6 | 425 | 2,595 | 315 | 2,229 | 1 | 4 | 17 | |
| Percent of State Total | | 0.01% | 0% | 2% | 2% | 0.01% | 1% | 6% | 0.73% | 5% | 0.00% | 0.01% | 0.04% | |

*Denver District Criminal FY filings reflect bind over cases received from Denver County Court at the time this report was generated.

**Table 18:
District Court Criminal Filings by Case Type
Fiscal Year 2022**

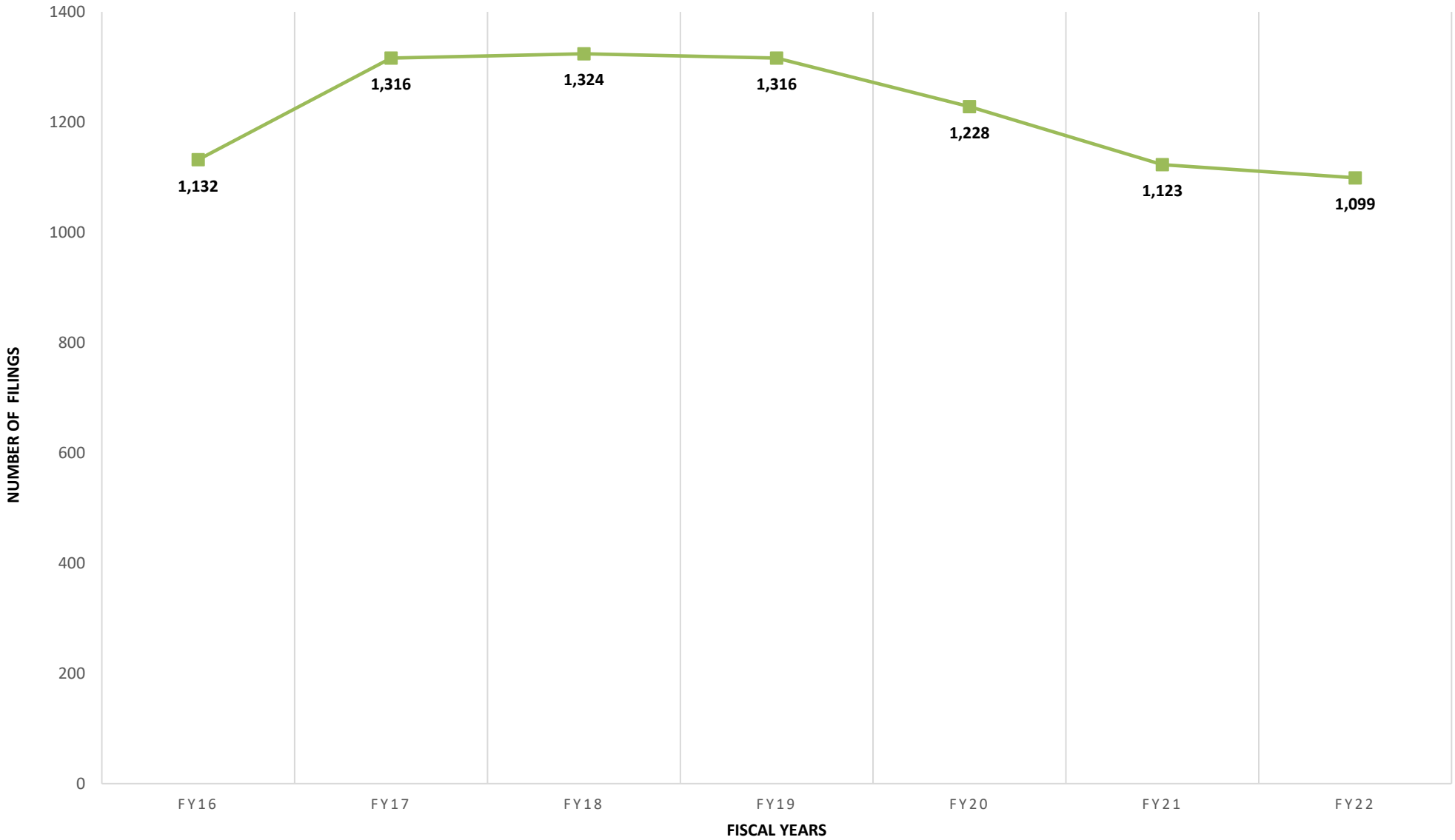
| Judicial District | Court Location | Public Indecency (PI) | Abuse of Public Office (PO) | Public Peace and Order (PP) | Robbery (RB) | Sex Offenses (SX) | Solicitation (SL) | Support of Spouse or Children (NS) | Tampering (TM) | Theft (TH) | Trespass (TP) | Vehicular Assault (VA) | Vehicular Homicide (VH) | Weapon (WP) | Total |
|-------------------------------|----------------|-----------------------|-----------------------------|-----------------------------|--------------|-------------------|-------------------|------------------------------------|----------------|--------------|---------------|------------------------|-------------------------|--------------|---------------|
| 15 | Baca | 0 | 0 | 4 | 0 | 0 | 0 | 0 | 0 | 6 | 5 | 0 | 0 | 3 | 50 |
| | Cheyenne | 0 | 0 | 0 | 0 | 0 | 0 | 0 | 0 | 0 | 0 | 2 | 0 | 0 | 6 |
| | Kiowa | 0 | 0 | 1 | 0 | 0 | 0 | 0 | 1 | 0 | 1 | 0 | 0 | 0 | 9 |
| | Prowers | 0 | 0 | 3 | 0 | 6 | 0 | 0 | 1 | 13 | 7 | 1 | 0 | 5 | 138 |
| | Total | 0 | 0 | 8 | 0 | 6 | 0 | 0 | 2 | 19 | 13 | 3 | 0 | 8 | 203 |
| 16 | Bent | 0 | 0 | 2 | 1 | 2 | 0 | 0 | 1 | 7 | 3 | 0 | 0 | 2 | 81 |
| | Crowley | 0 | 0 | 1 | 2 | 5 | 0 | 0 | 0 | 4 | 2 | 0 | 0 | 2 | 99 |
| | Otero | 0 | 0 | 14 | 7 | 12 | 0 | 0 | 0 | 30 | 10 | 1 | 0 | 6 | 240 |
| | Total | 0 | 0 | 17 | 10 | 19 | 0 | 0 | 1 | 41 | 15 | 1 | 0 | 10 | 420 |
| 17 | Adams | 1 | 1 | 100 | 103 | 148 | 0 | 0 | 2 | 971 | 178 | 27 | 8 | 131 | 4,197 |
| | Broomfield | 0 | 0 | 5 | 5 | 35 | 0 | 0 | 2 | 145 | 6 | 1 | 0 | 9 | 496 |
| | Total | 1 | 1 | 105 | 108 | 183 | 0 | 0 | 4 | 1,116 | 184 | 28 | 8 | 140 | 4,693 |
| 18 | Arapahoe | 0 | 0 | 29 | 121 | 164 | 0 | 0 | 1 | 474 | 112 | 32 | 12 | 89 | 2,944 |
| | Douglas | 0 | 0 | 36 | 35 | 32 | 0 | 0 | 3 | 374 | 42 | 7 | 2 | 17 | 1,364 |
| | Elbert | 0 | 0 | 0 | 0 | 1 | 0 | 0 | 0 | 8 | 0 | 1 | 0 | 2 | 81 |
| | Lincoln | 0 | 0 | 5 | 0 | 2 | 0 | 0 | 0 | 14 | 0 | 0 | 0 | 3 | 101 |
| | Total | 0 | 0 | 70 | 156 | 199 | 0 | 0 | 4 | 870 | 154 | 40 | 14 | 111 | 4,490 |
| 19 | Weld | 0 | 2 | 24 | 39 | 91 | 0 | 0 | 12 | 428 | 87 | 21 | 2 | 47 | 2,311 |
| 20 | Boulder | 0 | 1 | 74 | 46 | 100 | 0 | 0 | 3 | 353 | 105 | 5 | 2 | 25 | 2,149 |
| 21 | Mesa | 0 | 0 | 78 | 35 | 60 | 0 | 0 | 29 | 201 | 119 | 1 | 1 | 67 | 1,904 |
| 22 | Dolores | 0 | 0 | 0 | 0 | 0 | 0 | 0 | 0 | 4 | 0 | 0 | 0 | 0 | 18 |
| | Montezuma | 0 | 0 | 6 | 7 | 16 | 0 | 0 | 2 | 58 | 13 | 3 | 3 | 12 | 436 |
| | Total | 0 | 0 | 6 | 7 | 16 | 0 | 0 | 2 | 62 | 13 | 3 | 3 | 12 | 454 |
| State Total | | 2 | 12 | 1,065 | 1,041 | 1,801 | 0 | 1 | 108 | 7,439 | 1,738 | 248 | 61 | 1,273 | 42,955 |
| Percent of State Total | | 0.00% | 0.03% | 2.48% | 2% | 4% | 0.00% | 0% | 0.25% | 17% | 4% | 0.58% | 0.14% | 3% | 100% |

*Denver District Criminal FY filings reflect bind over cases received from Denver County Court at the time this report was generated.

**Table 19:
DUI-Felony Filings by District
Fiscal Year 2016 Through Fiscal Year 2022**

| Judicial District | FY16 | FY17 | FY18 | FY19 | FY20 | FY21 | FY22 | Totals |
|--------------------------|--------------|--------------|--------------|--------------|--------------|--------------|--------------|---------------|
| 1 | 111 | 137 | 176 | 153 | 104 | 109 | 98 | 888 |
| 2 | 88 | 90 | 60 | 62 | 56 | 50 | 37 | 443 |
| 3 | 3 | 12 | 12 | 12 | 15 | 9 | 10 | 73 |
| 4 | 112 | 133 | 142 | 139 | 169 | 149 | 128 | 972 |
| 5 | 45 | 48 | 52 | 70 | 50 | 48 | 45 | 358 |
| 6 | 17 | 40 | 35 | 22 | 37 | 40 | 29 | 220 |
| 7 | 31 | 42 | 46 | 44 | 36 | 34 | 42 | 275 |
| 8 | 80 | 80 | 121 | 142 | 108 | 128 | 112 | 771 |
| 9 | 28 | 39 | 35 | 52 | 48 | 32 | 28 | 262 |
| 10 | 29 | 32 | 28 | 33 | 37 | 51 | 22 | 232 |
| 11 | 13 | 22 | 18 | 25 | 42 | 25 | 34 | 179 |
| 12 | 17 | 15 | 22 | 18 | 20 | 34 | 17 | 143 |
| 13 | 24 | 38 | 20 | 24 | 35 | 25 | 24 | 190 |
| 14 | 10 | 16 | 33 | 18 | 18 | 18 | 35 | 148 |
| 15 | 10 | 10 | 5 | 4 | 10 | 7 | 6 | 52 |
| 16 | 5 | 3 | 13 | 4 | 11 | 6 | 9 | 51 |
| 17 | 169 | 164 | 170 | 143 | 140 | 117 | 116 | 1,019 |
| 18 | 185 | 141 | 125 | 126 | 109 | 76 | 118 | 880 |
| 19 | 55 | 112 | 87 | 76 | 79 | 66 | 70 | 545 |
| 20 | 58 | 74 | 56 | 65 | 50 | 52 | 54 | 409 |
| 21 | 34 | 49 | 49 | 55 | 46 | 34 | 44 | 311 |
| 22 | 8 | 19 | 19 | 29 | 8 | 13 | 21 | 117 |
| State Totals | 1,132 | 1,316 | 1,324 | 1,316 | 1,228 | 1,123 | 1,099 | 8,538 |

**TABLE 19
DUI-FELONY FILINGS
FISCAL YEAR 2016 THROUGH FISCAL YEAR 2022**



**Table 20:
District Court Domestic Relations Filings by Case Type
Fiscal Year 2022**

| Judicial District | Court Location | Administrative Support Order | Custody Allocation of Parental Rsp | Civil Union Dissolution | Civil Union Invalidation | Civil Union Legal Separation | Dissolution of Marriage | Incoming Registration of Support | Invalidation of Marriage | Legal Separation | Other | Registration of Foreign Decree (FR or RF) | Total |
|-------------------|----------------|------------------------------|------------------------------------|-------------------------|--------------------------|------------------------------|-------------------------|----------------------------------|--------------------------|------------------|-------|---|-------|
| | | IV-D (AD) | (CU) | (UD) | (UI) | (US) | (DM) | (SI) | (IV) | (SA) | (OT) | | |
| 1 | Gilpin | 1 | 4 | 0 | 0 | 0 | 27 | 0 | 0 | 0 | 0 | 1 | 33 |
| | Jefferson | 8 | 433 | 4 | 0 | 0 | 1,881 | 51 | 18 | 60 | 2 | 21 | 2,478 |
| | Total | 9 | 437 | 4 | 0 | 0 | 1,908 | 51 | 18 | 60 | 2 | 22 | 2,511 |
| 2 | Denver | 0 | 753 | 10 | 1 | 1 | 2,945 | 3 | 38 | 90 | 142 | 11 | 3,994 |
| 3 | Huerfano | 0 | 19 | 0 | 0 | 0 | 26 | 0 | 0 | 0 | 0 | 2 | 47 |
| | Las Animas | 1 | 34 | 0 | 0 | 0 | 77 | 1 | 1 | 1 | 0 | 6 | 121 |
| | Total | 1 | 53 | 0 | 0 | 0 | 103 | 1 | 1 | 1 | 0 | 8 | 168 |
| 4 | El Paso | 0 | 808 | 15 | 2 | 1 | 4,136 | 1 | 42 | 162 | 4 | 176 | 5,347 |
| | Teller | 0 | 18 | 2 | 0 | 0 | 100 | 0 | 2 | 3 | 1 | 3 | 129 |
| | Total | 0 | 826 | 17 | 2 | 1 | 4,236 | 1 | 44 | 165 | 5 | 179 | 5,476 |
| 5 | Clear Creek | 0 | 4 | 0 | 0 | 0 | 42 | 1 | 1 | 0 | 0 | 0 | 48 |
| | Eagle | 0 | 52 | 0 | 0 | 0 | 186 | 0 | 1 | 8 | 0 | 0 | 247 |
| | Lake | 0 | 12 | 0 | 0 | 0 | 28 | 0 | 0 | 0 | 1 | 3 | 44 |
| | Summit | 0 | 12 | 0 | 0 | 0 | 83 | 1 | 1 | 4 | 1 | 3 | 105 |
| | Total | 0 | 80 | 0 | 0 | 0 | 339 | 2 | 3 | 12 | 2 | 6 | 444 |
| 6 | Archuleta | 1 | 12 | 0 | 0 | 0 | 63 | 2 | 0 | 4 | 0 | 0 | 82 |
| | La Plata | 0 | 37 | 0 | 0 | 0 | 200 | 1 | 3 | 9 | 0 | 2 | 252 |
| | San Juan | 0 | 0 | 0 | 0 | 0 | 4 | 0 | 0 | 0 | 0 | 0 | 4 |
| | Total | 1 | 49 | 0 | 0 | 0 | 267 | 3 | 3 | 13 | 0 | 2 | 338 |
| 7 | Delta | 1 | 51 | 0 | 0 | 0 | 153 | 3 | 1 | 3 | 1 | 0 | 213 |
| | Gunnison | 0 | 15 | 0 | 0 | 0 | 43 | 0 | 1 | 3 | 0 | 0 | 62 |
| | Hinsdale | 0 | 0 | 0 | 0 | 0 | 3 | 0 | 0 | 0 | 0 | 0 | 3 |
| | Montrose | 1 | 57 | 0 | 0 | 0 | 215 | 12 | 4 | 5 | 3 | 2 | 299 |
| | Ouray | 0 | 3 | 0 | 0 | 0 | 25 | 0 | 0 | 0 | 0 | 0 | 28 |
| | San Miguel | 0 | 7 | 0 | 0 | 0 | 24 | 0 | 0 | 0 | 0 | 0 | 31 |
| | Total | 2 | 133 | 0 | 0 | 0 | 463 | 15 | 6 | 11 | 4 | 2 | 636 |

**Table 20:
District Court Domestic Relations Filings by Case Type
Fiscal Year 2022**

| Judicial District | Court Location | Custody | | Civil Union | | Civil Union | Dissolution of Marriage (DM) | Incoming | Invalidity of Marriage (IV) | Legal | Other (OT) | Registration | Total |
|-------------------|----------------|--|---------------------------------|------------------------------|-------------------------------|-----------------------|------------------------------|------------------------------|-----------------------------|-----------------|------------|------------------------------|-------|
| | | Administrative Support Order IV-D (AD) | Allocation of Parental Rsp (CU) | Civil Union Dissolution (UD) | Civil Union Invalidation (UI) | Legal Separation (US) | | Registration of Support (SI) | | Separation (SA) | | of Foreign Decree (FR or RF) | |
| 8 | Jackson | 0 | 3 | 0 | 0 | 0 | 11 | 0 | 0 | 1 | 0 | 0 | 15 |
| | Larimer | 0 | 287 | 0 | 0 | 0 | 1,212 | 5 | 10 | 52 | 2 | 21 | 1,589 |
| | Total | 0 | 290 | 0 | 0 | 0 | 1,223 | 5 | 10 | 53 | 2 | 21 | 1,604 |
| 9 | Garfield | 0 | 77 | 1 | 0 | 0 | 293 | 9 | 4 | 9 | 0 | 2 | 395 |
| | Pitkin | 0 | 5 | 1 | 0 | 0 | 68 | 3 | 2 | 1 | 1 | 1 | 82 |
| | Rio Blanco | 0 | 4 | 0 | 0 | 0 | 26 | 1 | 0 | 0 | 0 | 1 | 32 |
| | Total | 0 | 86 | 2 | 0 | 0 | 387 | 13 | 6 | 10 | 1 | 4 | 509 |
| 10 | Pueblo | 0 | 358 | 1 | 0 | 0 | 642 | 44 | 12 | 25 | 1 | 9 | 1,092 |
| 11 | Chaffee | 0 | 21 | 1 | 0 | 0 | 98 | 1 | 0 | 4 | 0 | 0 | 125 |
| | Custer | 0 | 5 | 0 | 0 | 0 | 22 | 1 | 0 | 1 | 0 | 1 | 30 |
| | Fremont | 2 | 52 | 1 | 0 | 0 | 206 | 5 | 3 | 3 | 0 | 19 | 291 |
| | Park | 0 | 9 | 0 | 0 | 0 | 56 | 4 | 0 | 7 | 0 | 2 | 78 |
| | Total | 2 | 87 | 2 | 0 | 0 | 382 | 11 | 3 | 15 | 0 | 22 | 524 |
| 12 | Alamosa | 0 | 50 | 1 | 0 | 0 | 95 | 1 | 2 | 1 | 0 | 8 | 158 |
| | Conejos | 0 | 13 | 0 | 0 | 0 | 25 | 1 | 0 | 1 | 0 | 0 | 40 |
| | Costilla | 0 | 8 | 0 | 1 | 0 | 20 | 0 | 2 | 0 | 1 | 0 | 32 |
| | Mineral | 0 | 0 | 0 | 0 | 0 | 6 | 0 | 0 | 0 | 0 | 0 | 6 |
| | Rio Grande | 0 | 21 | 0 | 0 | 0 | 48 | 0 | 0 | 2 | 0 | 4 | 75 |
| | Saguache | 0 | 14 | 0 | 0 | 0 | 34 | 1 | 1 | 0 | 0 | 1 | 51 |
| | Total | 0 | 106 | 1 | 1 | 0 | 228 | 3 | 5 | 4 | 1 | 13 | 362 |
| 13 | Kit Carson | 0 | 10 | 0 | 0 | 0 | 25 | 0 | 0 | 0 | 1 | 2 | 38 |
| | Logan | 0 | 22 | 0 | 0 | 0 | 80 | 1 | 0 | 3 | 0 | 2 | 108 |
| | Morgan | 0 | 55 | 1 | 0 | 0 | 142 | 4 | 3 | 5 | 0 | 5 | 215 |
| | Phillips | 0 | 4 | 0 | 0 | 0 | 26 | 0 | 0 | 0 | 0 | 0 | 30 |
| | Sedgwick | 0 | 1 | 0 | 0 | 0 | 6 | 0 | 0 | 0 | 0 | 1 | 8 |
| | Washington | 0 | 6 | 0 | 0 | 0 | 21 | 0 | 1 | 0 | 0 | 0 | 28 |
| | Yuma | 0 | 9 | 0 | 0 | 0 | 37 | 0 | 0 | 0 | 0 | 0 | 46 |
| | Total | 0 | 107 | 1 | 0 | 0 | 337 | 5 | 4 | 8 | 1 | 10 | 473 |
| 14 | Grand | 0 | 9 | 0 | 0 | 0 | 40 | 0 | 1 | 2 | 0 | 0 | 52 |
| | Moffat | 0 | 25 | 0 | 0 | 0 | 70 | 2 | 3 | 2 | 0 | 2 | 104 |
| | Routt | 0 | 6 | 0 | 0 | 0 | 72 | 1 | 1 | 3 | 0 | 1 | 84 |
| | Total | 0 | 40 | 0 | 0 | 0 | 182 | 3 | 5 | 7 | 0 | 3 | 240 |

**Table 20:
District Court Domestic Relations Filings by Case Type
Fiscal Year 2022**

| Judicial District | Court Location | Administrative Support Order | Custody Allocation of Parental Rsp | Civil Union Dissolution | Civil Union Invalidation | Civil Union Legal Separation | Dissolution of Marriage | Incoming Registration of Support | Invalidity of Marriage | Legal Separation | Other | Registration of Foreign Decree (FR or RF) | Total |
|-------------------------------|----------------|------------------------------|------------------------------------|-------------------------|--------------------------|------------------------------|-------------------------|----------------------------------|------------------------|------------------|------------|---|---------------|
| | | IV-D (AD) | (CU) | (UD) | (UI) | (US) | (DM) | (SI) | (IV) | (SA) | (OT) | | |
| 15 | Baca | 0 | 12 | 0 | 0 | 0 | 23 | 0 | 1 | 0 | 2 | 0 | 38 |
| | Cheyenne | 0 | 4 | 0 | 0 | 0 | 3 | 0 | 0 | 0 | 0 | 0 | 7 |
| | Kiowa | 0 | 3 | 0 | 0 | 0 | 5 | 1 | 0 | 0 | 0 | 1 | 10 |
| | Prowers | 0 | 20 | 0 | 0 | 1 | 68 | 2 | 0 | 1 | 0 | 4 | 96 |
| | Total | 0 | 39 | 0 | 0 | 1 | 99 | 3 | 1 | 1 | 2 | 5 | 151 |
| 16 | Bent | 0 | 14 | 0 | 0 | 0 | 24 | 3 | 1 | 0 | 0 | 1 | 43 |
| | Crowley | 0 | 11 | 0 | 0 | 0 | 15 | 6 | 0 | 1 | 0 | 0 | 33 |
| | Otero | 0 | 32 | 0 | 0 | 0 | 69 | 4 | 2 | 1 | 0 | 2 | 110 |
| | Total | 0 | 57 | 0 | 0 | 0 | 108 | 13 | 3 | 2 | 0 | 3 | 186 |
| 17 | Adams | 0 | 728 | 3 | 0 | 0 | 1,882 | 18 | 21 | 51 | 4 | 78 | 2,785 |
| | Broomfield | 1 | 23 | 0 | 0 | 0 | 236 | 4 | 1 | 8 | 13 | 5 | 291 |
| | Total | 1 | 751 | 3 | 0 | 0 | 2,118 | 22 | 22 | 59 | 17 | 83 | 3,076 |
| 18 | Arapahoe | 0 | 552 | 5 | 1 | 2 | 2,318 | 1 | 29 | 88 | 7 | 139 | 3,142 |
| | Douglas | 0 | 154 | 5 | 0 | 0 | 1,320 | 26 | 8 | 60 | 4 | 32 | 1,609 |
| | Elbert | 1 | 18 | 0 | 0 | 0 | 116 | 2 | 0 | 6 | 0 | 1 | 144 |
| | Lincoln | 1 | 6 | 0 | 0 | 0 | 26 | 1 | 1 | 0 | 0 | 3 | 38 |
| | Total | 2 | 730 | 10 | 1 | 2 | 3,780 | 30 | 38 | 154 | 11 | 175 | 4,933 |
| 19 | Weld | 34 | 470 | 5 | 1 | 0 | 1,372 | 1 | 9 | 37 | 3 | 19 | 1,951 |
| 20 | Boulder | 0 | 198 | 8 | 0 | 1 | 989 | 30 | 8 | 40 | 1 | 18 | 1,293 |
| 21 | Mesa | 0 | 200 | 1 | 0 | 0 | 744 | 0 | 9 | 18 | 5 | 56 | 1,033 |
| 22 | Dolores | 0 | 3 | 0 | 0 | 0 | 3 | 0 | 0 | 0 | 0 | 0 | 6 |
| | Montezuma | 16 | 26 | 0 | 0 | 0 | 117 | 2 | 1 | 2 | 0 | 4 | 168 |
| | Total | 16 | 29 | 0 | 0 | 0 | 120 | 2 | 1 | 2 | 0 | 4 | 174 |
| State Total | | 68 | 5,879 | 65 | 6 | 6 | 22,972 | 261 | 249 | 787 | 200 | 675 | 31,168 |
| Percent of State Total | | 0.22% | 19% | 0.21% | 0.02% | 0.02% | 74% | 1% | 1% | 3% | 1% | 2% | 100% |

Table 21:
District Juvenile Filings by Case Type
Fiscal Year 2022

| Judicial District | Court Location | Abandonment (AB) | Adoption (AO) | Administrative Exclusion (AX) | Confidential Intermediary (CI) | Consent for Marriage (CS) | Dependency & Neglect (DN) | D&N Expedited Placement (EP) | Dependency Order (DO) |
|-------------------|-----------------|------------------|---------------|-------------------------------|--------------------------------|---------------------------|---------------------------|------------------------------|-----------------------|
| 1 | Gilpin | 0 | 0 | 0 | 0 | 0 | 1 | 2 | 0 |
| | Jefferson | 0 | 176 | 1 | 0 | 3 | 58 | 95 | 0 |
| | <i>Total</i> | 0 | 176 | 1 | 0 | 3 | 59 | 97 | 0 |
| 2 | Denver Juvenile | 0 | 183 | 0 | 7 | 0 | 104 | 159 | 3 |
| 3 | Huerfano | 0 | 3 | 0 | 0 | 0 | 6 | 3 | 0 |
| | Las Animas | 0 | 14 | 0 | 0 | 0 | 6 | 6 | 0 |
| | <i>Total</i> | 0 | 17 | 0 | 0 | 0 | 12 | 9 | 0 |
| 4 | El Paso | 0 | 357 | 0 | 0 | 3 | 131 | 224 | 0 |
| | Teller | 0 | 19 | 0 | 0 | 1 | 5 | 13 | 0 |
| | <i>Total</i> | 0 | 376 | 0 | 0 | 4 | 136 | 237 | 0 |
| 5 | Clear Creek | 0 | 20 | 0 | 0 | 0 | 1 | 3 | 0 |
| | Eagle | 0 | 5 | 0 | 0 | 0 | 4 | 2 | 0 |
| | Lake | 0 | 3 | 0 | 0 | 0 | 0 | 3 | 0 |
| | Summit | 0 | 3 | 0 | 0 | 0 | 0 | 1 | 0 |
| | <i>Total</i> | 0 | 31 | 0 | 0 | 0 | 5 | 9 | 0 |
| 6 | Archuleta | 0 | 3 | 0 | 0 | 0 | 2 | 3 | 0 |
| | La Plata | 0 | 11 | 0 | 0 | 0 | 3 | 5 | 0 |
| | San Juan | 0 | 0 | 0 | 0 | 0 | 0 | 0 | 0 |
| | <i>Total</i> | 0 | 14 | 0 | 0 | 0 | 5 | 8 | 0 |
| 7 | Delta | 0 | 18 | 0 | 0 | 0 | 12 | 18 | 0 |
| | Gunnison | 0 | 5 | 0 | 0 | 0 | 3 | 4 | 0 |
| | Hinsdale | 0 | 0 | 0 | 0 | 0 | 0 | 0 | 0 |
| | Montrose | 0 | 35 | 0 | 0 | 0 | 5 | 31 | 0 |
| | Ouray | 0 | 1 | 0 | 0 | 0 | 0 | 0 | 0 |
| | San Miguel | 0 | 3 | 0 | 0 | 0 | 2 | 0 | 0 |
| | <i>Total</i> | 0 | 62 | 0 | 0 | 0 | 22 | 53 | 0 |

*A detailed listing of Juvenile Delinquency filings by case type are found in Table 22 of this report.

Table 21:
District Court Juvenile Filings by Case Type
Fiscal Year 2022

| Judicial District | Court Location | Foster Youth in Transition (YT) | Grandparent Visitation (GV) | Juvenile Expungement (EX) | Juvenile Other (OT) | Juvenile Relinquishment (RL) | Lack of Proper Care (LP) | Paternity (PT) | IV-D Paternity Order (AP) |
|-------------------|-----------------|---------------------------------|-----------------------------|---------------------------|---------------------|------------------------------|--------------------------|----------------|---------------------------|
| 1 | Gilpin | 1 | 0 | 0 | 0 | 0 | 0 | 0 | 0 |
| | Jefferson | 26 | 4 | 0 | 0 | 24 | 0 | 16 | 32 |
| | <i>Total</i> | 27 | 4 | 0 | 0 | 24 | 0 | 16 | 32 |
| 2 | Denver Juvenile | 53 | 1 | 0 | 38 | 5 | 1 | 43 | 208 |
| 3 | Huerfano | 0 | 0 | 0 | 0 | 0 | 0 | 0 | 3 |
| | Las Animas | 0 | 0 | 0 | 0 | 0 | 0 | 0 | 10 |
| | <i>Total</i> | 0 | 0 | 0 | 0 | 0 | 0 | 0 | 13 |
| 4 | El Paso | 67 | 4 | 2 | 2 | 21 | 0 | 45 | 49 |
| | Teller | 2 | 0 | 0 | 0 | 1 | 0 | 1 | 0 |
| | <i>Total</i> | 69 | 4 | 2 | 2 | 22 | 0 | 46 | 49 |
| 5 | Clear Creek | 0 | 0 | 0 | 0 | 19 | 0 | 0 | 0 |
| | Eagle | 0 | 0 | 0 | 1 | 4 | 0 | 1 | 3 |
| | Lake | 0 | 0 | 0 | 0 | 0 | 0 | 0 | 2 |
| | Summit | 0 | 0 | 0 | 0 | 1 | 0 | 0 | 2 |
| | <i>Total</i> | 0 | 0 | 0 | 1 | 24 | 0 | 1 | 7 |
| 6 | Archuleta | 0 | 0 | 0 | 0 | 0 | 0 | 1 | 7 |
| | La Plata | 2 | 3 | 0 | 1 | 2 | 0 | 2 | 0 |
| | San Juan | 0 | 0 | 0 | 0 | 0 | 0 | 0 | 0 |
| | <i>Total</i> | 2 | 3 | 0 | 1 | 2 | 0 | 3 | 7 |
| 7 | Delta | 1 | 0 | 0 | 2 | 5 | 0 | 1 | 0 |
| | Gunnison | 0 | 0 | 0 | 0 | 0 | 0 | 2 | 0 |
| | Hinsdale | 0 | 0 | 0 | 0 | 0 | 0 | 0 | 0 |
| | Montrose | 0 | 1 | 0 | 0 | 27 | 0 | 1 | 5 |
| | Ouray | 0 | 0 | 0 | 0 | 1 | 0 | 0 | 1 |
| | San Miguel | 0 | 0 | 0 | 0 | 0 | 0 | 1 | 0 |
| | <i>Total</i> | 1 | 1 | 0 | 2 | 33 | 0 | 5 | 6 |

*A detailed listing of Juvenile Delinquency filings by case type are found in Table 22 of this report.

Table 21:
District Court Juvenile Filings by Case Type
Fiscal Year 2022

| Judicial District | Court Location | Petition for Review of Need for Placement | | | | | IV-D Support Order (AV) | Truancy (TR) | Non-JD Juvenile Total | Juvenile Delinquency Total* | Non-JD+JD Total |
|-------------------|-----------------|---|--------------|--------------|------------|-----------|-------------------------|--------------|-----------------------|-----------------------------|-----------------|
| | | (PF) | Support (SU) | Warrant (WX) | | | | | | | |
| 1 | Gilpin | 0 | 0 | 0 | 4 | 0 | 8 | 1 | 9 | | |
| | Jefferson | 0 | 1 | 0 | 202 | 96 | 734 | 362 | 1,096 | | |
| | Total | 0 | 1 | 0 | 206 | 96 | 742 | 363 | 1,105 | | |
| 2 | Denver Juvenile | 0 | 8 | 0 | 300 | 352 | 1,465 | 601 | 2,066 | | |
| 3 | Huerfano | 0 | 0 | 0 | 11 | 12 | 38 | 25 | 63 | | |
| | Las Animas | 0 | 1 | 0 | 28 | 17 | 82 | 18 | 100 | | |
| | Total | 0 | 1 | 0 | 39 | 29 | 120 | 43 | 163 | | |
| 4 | El Paso | 0 | 0 | 2 | 140 | 82 | 1,129 | 1,001 | 2,130 | | |
| | Teller | 0 | 2 | 0 | 8 | 1 | 53 | 14 | 67 | | |
| | Total | 0 | 2 | 2 | 148 | 83 | 1,182 | 1,015 | 2,197 | | |
| 5 | Clear Creek | 0 | 0 | 0 | 3 | 2 | 48 | 5 | 53 | | |
| | Eagle | 0 | 1 | 0 | 12 | 32 | 65 | 61 | 126 | | |
| | Lake | 0 | 2 | 0 | 2 | 5 | 17 | 8 | 25 | | |
| | Summit | 0 | 0 | 0 | 4 | 0 | 11 | 24 | 35 | | |
| | Total | 0 | 3 | 0 | 21 | 39 | 141 | 98 | 239 | | |
| 6 | Archuleta | 0 | 0 | 0 | 3 | 0 | 19 | 7 | 26 | | |
| | La Plata | 1 | 3 | 0 | 11 | 0 | 44 | 32 | 76 | | |
| | San Juan | 0 | 0 | 0 | 0 | 0 | 0 | 0 | 0 | | |
| | Total | 1 | 3 | 0 | 14 | 0 | 63 | 39 | 102 | | |
| 7 | Delta | 0 | 0 | 0 | 21 | 0 | 78 | 22 | 100 | | |
| | Gunnison | 0 | 3 | 0 | 3 | 0 | 20 | 24 | 44 | | |
| | Hinsdale | 0 | 0 | 0 | 0 | 0 | 0 | 0 | 0 | | |
| | Montrose | 2 | 1 | 0 | 40 | 0 | 148 | 36 | 184 | | |
| | Ouray | 0 | 0 | 0 | 2 | 0 | 5 | 0 | 5 | | |
| | San Miguel | 0 | 0 | 0 | 0 | 1 | 7 | 7 | 14 | | |
| | Total | 2 | 4 | 0 | 66 | 1 | 258 | 89 | 347 | | |

*A detailed listing of Juvenile Delinquency filings by case type are found in Table 22 of this report.

**Table 21:
District Court Juvenile Filings by Case Type
Fiscal Year 2022**

| Judicial District | Court Location | Abandonment (AB) | Adoption (AO) | Administrative Exclusion (AX) | Confidential Intermediary (CI) | Consent for Marriage (CS) | Dependency & Neglect (DN) | D&N Expedited Placement (EP) | Dependency Order (DO) |
|-------------------|----------------|------------------|---------------|-------------------------------|--------------------------------|---------------------------|---------------------------|------------------------------|-----------------------|
| 8 | Jackson | 0 | 0 | 0 | 0 | 0 | 0 | 0 | 0 |
| | Larimer | 0 | 123 | 0 | 0 | 1 | 43 | 78 | 0 |
| | <i>Total</i> | <i>0</i> | <i>123</i> | <i>0</i> | <i>0</i> | <i>1</i> | <i>43</i> | <i>78</i> | <i>0</i> |
| 9 | Garfield | 0 | 19 | 1 | 0 | 1 | 5 | 3 | 0 |
| | Pitkin | 0 | 2 | 0 | 0 | 0 | 0 | 0 | 0 |
| | Rio Blanco | 0 | 0 | 0 | 0 | 0 | 2 | 0 | 0 |
| | <i>Total</i> | <i>0</i> | <i>21</i> | <i>1</i> | <i>0</i> | <i>1</i> | <i>7</i> | <i>3</i> | <i>0</i> |
| 10 | Pueblo | 0 | 70 | 1 | 1 | 0 | 34 | 92 | 0 |
| | <i>Total</i> | <i>0</i> | <i>70</i> | <i>1</i> | <i>1</i> | <i>0</i> | <i>34</i> | <i>92</i> | <i>0</i> |
| 11 | Chaffee | 0 | 6 | 0 | 0 | 0 | 8 | 6 | 0 |
| | Custer | 0 | 8 | 0 | 0 | 0 | 0 | 0 | 0 |
| | Fremont | 0 | 30 | 1 | 0 | 2 | 27 | 15 | 0 |
| | Park | 0 | 4 | 0 | 0 | 0 | 4 | 2 | 0 |
| | <i>Total</i> | <i>0</i> | <i>48</i> | <i>1</i> | <i>0</i> | <i>2</i> | <i>39</i> | <i>23</i> | <i>0</i> |
| 12 | Alamosa | 0 | 23 | 0 | 0 | 0 | 10 | 14 | 0 |
| | Conejos | 0 | 12 | 1 | 0 | 0 | 3 | 9 | 0 |
| | Costilla | 0 | 7 | 0 | 0 | 0 | 5 | 4 | 0 |
| | Mineral | 0 | 0 | 0 | 0 | 0 | 0 | 1 | 0 |
| | Rio Grande | 0 | 15 | 0 | 0 | 0 | 3 | 6 | 0 |
| | Saguache | 0 | 7 | 0 | 0 | 0 | 2 | 4 | 0 |
| | <i>Total</i> | <i>0</i> | <i>64</i> | <i>1</i> | <i>0</i> | <i>0</i> | <i>23</i> | <i>38</i> | <i>0</i> |
| 13 | Kit Carson | 0 | 1 | 0 | 0 | 0 | 3 | 4 | 0 |
| | Logan | 0 | 20 | 0 | 0 | 0 | 4 | 12 | 0 |
| | Morgan | 0 | 9 | 0 | 0 | 1 | 19 | 8 | 0 |
| | Phillips | 0 | 1 | 0 | 0 | 0 | 0 | 0 | 0 |
| | Sedgwick | 0 | 2 | 0 | 0 | 0 | 0 | 0 | 0 |
| | Washington | 0 | 9 | 0 | 0 | 0 | 7 | 3 | 0 |
| | Yuma | 0 | 4 | 0 | 0 | 0 | 2 | 4 | 0 |
| | <i>Total</i> | <i>0</i> | <i>46</i> | <i>0</i> | <i>0</i> | <i>1</i> | <i>35</i> | <i>31</i> | <i>0</i> |
| 14 | Grand | 0 | 6 | 0 | 0 | 0 | 0 | 2 | 0 |
| | Moffat | 0 | 13 | 0 | 0 | 0 | 4 | 2 | 0 |
| | Routt | 0 | 3 | 0 | 0 | 0 | 2 | 3 | 0 |
| | <i>Total</i> | <i>0</i> | <i>22</i> | <i>0</i> | <i>0</i> | <i>0</i> | <i>6</i> | <i>7</i> | <i>0</i> |

*A detailed listing of Juvenile Delinquency filings by case type are found in Table 22 of this report.

**Table 21:
District Court Juvenile Filings by Case Type
Fiscal Year 2022**

| Judicial District | Court Location | Foster Youth in Transition (YT) | Grandparent Visitation (GV) | Juvenile Expungement (EX) | Juvenile Other (OT) | Juvenile Relinquishment (RL) | Lack of Proper Care (LP) | Paternity (PT) | IV-D Paternity Order (AP) |
|-------------------|----------------|---------------------------------|-----------------------------|---------------------------|---------------------|------------------------------|--------------------------|----------------|---------------------------|
| 8 | Jackson | 0 | 0 | 0 | 1 | 0 | 0 | 0 | 0 |
| | Larimer | 11 | 2 | 0 | 1 | 15 | 0 | 13 | 46 |
| | <i>Total</i> | 11 | 2 | 0 | 2 | 15 | 0 | 13 | 46 |
| 9 | Garfield | 1 | 0 | 0 | 1 | 3 | 0 | 1 | 6 |
| | Pitkin | 0 | 0 | 0 | 0 | 0 | 0 | 0 | 0 |
| | Rio Blanco | 1 | 0 | 0 | 0 | 1 | 0 | 0 | 0 |
| | <i>Total</i> | 2 | 0 | 0 | 1 | 4 | 0 | 1 | 6 |
| 10 | Pueblo | 1 | 0 | 0 | 0 | 7 | 0 | 12 | 37 |
| | <i>Total</i> | 1 | 0 | 0 | 0 | 7 | 0 | 12 | 37 |
| 11 | Chaffee | 1 | 0 | 0 | 1 | 0 | 0 | 1 | 0 |
| | Custer | 0 | 0 | 0 | 0 | 0 | 0 | 0 | 0 |
| | Fremont | 2 | 0 | 0 | 0 | 0 | 0 | 8 | 2 |
| | Park | 1 | 0 | 0 | 2 | 0 | 0 | 0 | 0 |
| | <i>Total</i> | 4 | 0 | 0 | 3 | 0 | 0 | 9 | 2 |
| 12 | Alamosa | 6 | 0 | 0 | 1 | 1 | 0 | 0 | 4 |
| | Conejos | 0 | 0 | 0 | 1 | 1 | 0 | 1 | 1 |
| | Costilla | 1 | 0 | 0 | 0 | 0 | 0 | 0 | 0 |
| | Mineral | 0 | 0 | 0 | 0 | 0 | 0 | 0 | 0 |
| | Rio Grande | 0 | 0 | 0 | 1 | 0 | 0 | 0 | 4 |
| | Saguache | 0 | 0 | 0 | 1 | 0 | 0 | 1 | 1 |
| | <i>Total</i> | 7 | 0 | 0 | 4 | 2 | 0 | 2 | 10 |
| 13 | Kit Carson | 0 | 0 | 0 | 1 | 0 | 0 | 0 | 0 |
| | Logan | 2 | 0 | 0 | 1 | 9 | 0 | 4 | 7 |
| | Morgan | 2 | 0 | 0 | 0 | 0 | 0 | 0 | 4 |
| | Phillips | 0 | 0 | 0 | 0 | 1 | 0 | 0 | 1 |
| | Sedgwick | 0 | 0 | 0 | 0 | 0 | 0 | 0 | 1 |
| | Washington | 0 | 0 | 0 | 0 | 3 | 0 | 0 | 0 |
| | Yuma | 0 | 0 | 0 | 0 | 0 | 0 | 0 | 2 |
| | <i>Total</i> | 4 | 0 | 0 | 2 | 13 | 0 | 4 | 15 |
| 14 | Grand | 1 | 1 | 0 | 0 | 1 | 0 | 0 | 0 |
| | Moffat | 1 | 0 | 0 | 0 | 0 | 0 | 0 | 1 |
| | Routt | 1 | 0 | 0 | 0 | 0 | 0 | 0 | 1 |
| | <i>Total</i> | 3 | 1 | 0 | 0 | 1 | 0 | 0 | 2 |

*A detailed listing of Juvenile Delinquency filings by case type are found in Table 22 of this report.

**Table 21:
District Court Juvenile Filings by Case Type
Fiscal Year 2022**

| Judicial District | Court Location | Petition for Review of Need for Placement | | | | | Non-JD Juvenile Total | Juvenile Delinquency Total* | Non-JD+JD Total |
|-------------------|----------------|---|--------------|--------------|-------------------------|--------------|-----------------------|-----------------------------|-----------------|
| | | (PF) | Support (SU) | Warrant (WX) | IV-D Support Order (AV) | Truancy (TR) | | | |
| 8 | Jackson | 0 | 0 | 0 | 0 | 0 | 1 | 0 | 1 |
| | Larimer | 0 | 1 | 0 | 181 | 2 | 517 | 332 | 849 |
| | Total | 0 | 1 | 0 | 181 | 2 | 518 | 332 | 850 |
| 9 | Garfield | 3 | 0 | 0 | 31 | 0 | 75 | 68 | 143 |
| | Pitkin | 0 | 0 | 0 | 1 | 0 | 3 | 10 | 13 |
| | Rio Blanco | 0 | 0 | 0 | 2 | 0 | 6 | 7 | 13 |
| | Total | 3 | 0 | 0 | 34 | 0 | 84 | 85 | 169 |
| 10 | Pueblo | 0 | 0 | 0 | 106 | 155 | 516 | 175 | 691 |
| | Total | 0 | 0 | 0 | 106 | 155 | 516 | 175 | 691 |
| 11 | Chaffee | 0 | 0 | 0 | 2 | 16 | 41 | 13 | 54 |
| | Custer | 0 | 0 | 0 | 2 | 0 | 10 | 2 | 12 |
| | Fremont | 0 | 10 | 0 | 21 | 16 | 134 | 39 | 173 |
| | Park | 0 | 0 | 0 | 4 | 11 | 28 | 9 | 37 |
| | Total | 0 | 10 | 0 | 29 | 43 | 213 | 63 | 276 |
| 12 | Alamosa | 2 | 0 | 0 | 30 | 13 | 104 | 22 | 126 |
| | Conejos | 0 | 0 | 0 | 10 | 1 | 40 | 5 | 45 |
| | Costilla | 0 | 0 | 0 | 4 | 0 | 21 | 4 | 25 |
| | Mineral | 0 | 0 | 0 | 0 | 0 | 1 | 0 | 1 |
| | Rio Grande | 0 | 0 | 0 | 4 | 13 | 46 | 11 | 57 |
| | Saguache | 0 | 0 | 0 | 8 | 0 | 24 | 1 | 25 |
| | Total | 2 | 0 | 0 | 56 | 27 | 236 | 43 | 279 |
| 13 | Kit Carson | 0 | 0 | 0 | 5 | 0 | 14 | 4 | 18 |
| | Logan | 1 | 0 | 0 | 9 | 0 | 69 | 28 | 97 |
| | Morgan | 0 | 0 | 0 | 18 | 10 | 71 | 20 | 91 |
| | Phillips | 0 | 0 | 0 | 2 | 0 | 5 | 1 | 6 |
| | Sedgwick | 0 | 0 | 0 | 0 | 0 | 3 | 0 | 3 |
| | Washington | 0 | 0 | 0 | 1 | 0 | 23 | 4 | 27 |
| | Yuma | 0 | 0 | 0 | 12 | 0 | 24 | 2 | 26 |
| | Total | 1 | 0 | 0 | 47 | 10 | 209 | 59 | 268 |
| | 14 | Grand | 2 | 0 | 0 | 1 | 0 | 14 | 5 |
| Moffat | | 0 | 0 | 0 | 0 | 4 | 25 | 4 | 29 |
| Routt | | 0 | 2 | 0 | 0 | 0 | 12 | 17 | 29 |
| Total | | 2 | 2 | 0 | 1 | 4 | 51 | 26 | 77 |

*A detailed listing of Juvenile Delinquency filings by case type are found in Table 22 of this report.

**Table 21:
District Court Juvenile Filings by Case Type
Fiscal Year 2022**

| Judicial District | Court Location | Abandonment (AB) | Adoption (AO) | Administrative Exclusion (AX) | Confidential Intermediary (CI) | Consent for Marriage (CS) | Dependency & Neglect (DN) | D&N Expedited Placement (EP) | Dependency Order (DO) |
|-------------------------------|----------------|------------------|---------------|-------------------------------|--------------------------------|---------------------------|---------------------------|------------------------------|-----------------------|
| 15 | Baca | 0 | 4 | 0 | 0 | 0 | 1 | 1 | 0 |
| | Cheyenne | 0 | 0 | 0 | 0 | 0 | 0 | 0 | 0 |
| | Kiowa | 0 | 0 | 0 | 0 | 0 | 1 | 1 | 0 |
| | Prowers | 0 | 6 | 0 | 0 | 1 | 3 | 5 | 0 |
| | Total | 0 | 10 | 0 | 0 | 1 | 5 | 7 | 0 |
| 16 | Bent | 0 | 4 | 0 | 0 | 0 | 2 | 1 | 0 |
| | Crowley | 0 | 7 | 0 | 0 | 0 | 3 | 5 | 0 |
| | Otero | 0 | 15 | 0 | 0 | 0 | 6 | 5 | 0 |
| | Total | 0 | 26 | 0 | 0 | 0 | 11 | 11 | 0 |
| 17 | Adams | 0 | 241 | 1 | 0 | 0 | 68 | 176 | 0 |
| | Broomfield | 0 | 15 | 0 | 0 | 0 | 1 | 4 | 0 |
| | Total | 0 | 256 | 1 | 0 | 0 | 69 | 180 | 0 |
| 18 | Arapahoe | 0 | 185 | 0 | 0 | 0 | 73 | 119 | 0 |
| | Douglas | 0 | 125 | 0 | 0 | 1 | 24 | 39 | 0 |
| | Elbert | 0 | 8 | 0 | 0 | 0 | 4 | 3 | 0 |
| | Lincoln | 0 | 4 | 0 | 0 | 0 | 2 | 2 | 0 |
| | Total | 0 | 322 | 0 | 0 | 1 | 103 | 163 | 0 |
| 19 | Weld | 0 | 166 | 0 | 0 | 2 | 42 | 106 | 0 |
| 20 | Boulder | 0 | 108 | 0 | 0 | 0 | 34 | 48 | 0 |
| 21 | Mesa | 0 | 106 | 0 | 0 | 2 | 39 | 43 | 0 |
| 22 | Dolores | 0 | 4 | 0 | 0 | 0 | 0 | 1 | 0 |
| | Montezuma | 0 | 12 | 0 | 0 | 0 | 3 | 6 | 0 |
| | Total | 0 | 16 | 0 | 0 | 0 | 3 | 7 | 0 |
| State Total | | 0 | 2,263 | 6 | 8 | 18 | 836 | 1,409 | 3 |
| Percent of State Total | | 0% | 14% | 0% | 0% | 0% | 5% | 9% | 0% |

*A detailed listing of Juvenile Delinquency filings by case type are found in Table 22 of this report.

**Table 21:
District Court Juvenile Filings by Case Type
Fiscal Year 2022**

| Judicial District | Court Location | Foster Youth in Transition (YT) | Grandparent Visitation (GV) | Juvenile Expungement (EX) | Juvenile Other (OT) | Juvenile Relinquishment (RL) | Lack of Proper Care (LP) | Paternity (PT) | IV-D Paternity Order (AP) |
|-------------------------------|----------------|---------------------------------|-----------------------------|---------------------------|---------------------|------------------------------|--------------------------|----------------|---------------------------|
| 15 | Baca | 0 | 0 | 0 | 0 | 0 | 0 | 0 | 0 |
| | Cheyenne | 0 | 0 | 0 | 0 | 1 | 0 | 0 | 0 |
| | Kiowa | 1 | 0 | 0 | 0 | 0 | 0 | 0 | 2 |
| | Prowers | 0 | 0 | 0 | 0 | 2 | 0 | 2 | 1 |
| | Total | 1 | 0 | 0 | 0 | 3 | 0 | 2 | 3 |
| 16 | Bent | 0 | 0 | 0 | 0 | 0 | 0 | 2 | 0 |
| | Crowley | 0 | 0 | 0 | 0 | 0 | 0 | 2 | 0 |
| | Otero | 1 | 0 | 0 | 0 | 1 | 0 | 8 | 1 |
| | Total | 1 | 0 | 0 | 0 | 1 | 0 | 12 | 1 |
| 17 | Adams | 20 | 6 | 1 | 2 | 12 | 0 | 33 | 57 |
| | Broomfield | 0 | 0 | 0 | 0 | 0 | 0 | 2 | 10 |
| | Total | 20 | 6 | 1 | 2 | 12 | 0 | 35 | 67 |
| 18 | Arapahoe | 24 | 3 | 0 | 10 | 19 | 0 | 43 | 101 |
| | Douglas | 16 | 1 | 0 | 11 | 31 | 0 | 3 | 9 |
| | Elbert | 2 | 0 | 0 | 0 | 0 | 0 | 2 | 1 |
| | Lincoln | 2 | 0 | 0 | 0 | 0 | 0 | 0 | 2 |
| | Total | 44 | 4 | 0 | 21 | 50 | 0 | 48 | 113 |
| 19 | Weld | 6 | 1 | 0 | 68 | 18 | 0 | 16 | 43 |
| 20 | Boulder | 4 | 0 | 0 | 113 | 18 | 0 | 9 | 25 |
| 21 | Mesa | 15 | 3 | 2 | 0 | 12 | 0 | 5 | 43 |
| 22 | Dolores | 0 | 0 | 0 | 0 | 0 | 0 | 0 | 0 |
| | Montezuma | 2 | 0 | 0 | 0 | 1 | 0 | 2 | 0 |
| | Total | 2 | 0 | 0 | 0 | 1 | 0 | 2 | 0 |
| State Total | | 277 | 30 | 5 | 260 | 267 | 1 | 284 | 735 |
| Percent of State Total | | 2% | 0% | 0% | 2% | 2% | 0% | 2% | 5% |

*A detailed listing of Juvenile Delinquency filings by case type are found in Table 22 of this report.

**Table 21:
District Court Juvenile Filings by Case Type
Fiscal Year 2022**

| Judicial District | Court Location | Petition for Review of Need for Placement | | | | | Non-JD Juvenile Total | Juvenile Delinquency Total* | Non-JD+JD Total |
|-------------------------------|----------------|---|--------------|--------------|-------------------------|--------------|-----------------------|-----------------------------|-----------------|
| | | (PF) | Support (SU) | Warrant (WX) | IV-D Support Order (AV) | Truancy (TR) | | | |
| 15 | Baca | 0 | 2 | 0 | 4 | 0 | 12 | 6 | 18 |
| | Cheyenne | 0 | 0 | 0 | 0 | 0 | 1 | 0 | 1 |
| | Kiowa | 0 | 2 | 0 | 2 | 0 | 9 | 0 | 9 |
| | Prowers | 0 | 7 | 0 | 6 | 27 | 60 | 41 | 101 |
| | Total | 0 | 11 | 0 | 12 | 27 | 82 | 47 | 129 |
| 16 | Bent | 0 | 2 | 0 | 3 | 5 | 19 | 8 | 27 |
| | Crowley | 0 | 5 | 0 | 4 | 2 | 28 | 3 | 31 |
| | Otero | 0 | 28 | 0 | 1 | 28 | 94 | 19 | 113 |
| | Total | 0 | 35 | 0 | 8 | 35 | 141 | 30 | 171 |
| 17 | Adams | 0 | 18 | 0 | 198 | 116 | 949 | 349 | 1,298 |
| | Broomfield | 0 | 0 | 0 | 22 | 8 | 62 | 23 | 85 |
| | Total | 0 | 18 | 0 | 220 | 124 | 1,011 | 372 | 1,383 |
| 18 | Arapahoe | 1 | 28 | 0 | 333 | 54 | 993 | 486 | 1,479 |
| | Douglas | 1 | 0 | 0 | 42 | 66 | 369 | 393 | 762 |
| | Elbert | 0 | 0 | 0 | 3 | 0 | 23 | 21 | 44 |
| | Lincoln | 0 | 0 | 0 | 5 | 0 | 17 | 9 | 26 |
| | Total | 2 | 28 | 0 | 383 | 120 | 1,402 | 909 | 2,311 |
| 19 | Weid | 0 | 0 | 1 | 192 | 256 | 917 | 497 | 1,414 |
| 20 | Boulder | 0 | 0 | 0 | 68 | 3 | 430 | 203 | 633 |
| 21 | Mesa | 1 | 0 | 11 | 83 | 35 | 400 | 309 | 709 |
| 22 | Dolores | 0 | 0 | 0 | 0 | 0 | 5 | 6 | 11 |
| | Montezuma | 0 | 1 | 2 | 5 | 0 | 34 | 80 | 114 |
| | Total | 0 | 1 | 2 | 5 | 0 | 39 | 86 | 125 |
| State Total | | 14 | 128 | 16 | 2,219 | 1,441 | 10,220 | 5,484 | 15,704 |
| Percent of State Total | | 0% | 1% | 0% | 14% | 9% | 65% | 35% | 100% |

*A detailed listing of Juvenile Delinquency filings by case type are found in Table 22 of this report.

**Table 22:
District Court Juvenile Delinquency Filings by Case Type
Fiscal Year 2022**

| Judicial District | Court Location | Arson (AR) | Assault (AS) | Bail | Burglary (BU) | Bribery - | Child Abuse (CA) | Criminal Mischief (CM) | Cruelty to Animals (AM) | Delinquent Case | Driving Under the Influence (DU) | Drugs (DG) |
|-------------------|-----------------|------------|--------------|----------------|---------------|----------------|------------------|------------------------|-------------------------|---------------------------------|----------------------------------|------------|
| | | | | Violation (BV) | | Tampering (BR) | | | | Remand from District Court (DR) | | |
| 1 | Gilpin | 0 | 0 | 0 | 0 | 0 | 0 | 0 | 0 | 0 | 0 | 0 |
| | Jefferson | 4 | 108 | 0 | 10 | 0 | 0 | 29 | 4 | 0 | 0 | 19 |
| | Total | 4 | 108 | 0 | 10 | 0 | 0 | 29 | 4 | 0 | 0 | 19 |
| 2 | Denver Juvenile | 0 | 94 | 0 | 36 | 0 | 0 | 21 | 1 | 0 | 0 | 23 |
| 3 | Huerfano | 0 | 5 | 0 | 0 | 0 | 0 | 1 | 0 | 0 | 1 | 1 |
| | Las Animas | 1 | 7 | 0 | 0 | 1 | 0 | 2 | 0 | 0 | 0 | 0 |
| | Total | 1 | 12 | 0 | 0 | 1 | 0 | 3 | 0 | 0 | 1 | 1 |
| 4 | El Paso | 4 | 272 | 1 | 47 | 8 | 0 | 78 | 3 | 0 | 1 | 8 |
| | Teller | 0 | 2 | 0 | 0 | 1 | 0 | 1 | 0 | 0 | 0 | 3 |
| | Total | 4 | 274 | 1 | 47 | 9 | 0 | 79 | 3 | 0 | 1 | 11 |
| 5 | Clear Creek | 0 | 1 | 0 | 0 | 0 | 0 | 0 | 0 | 0 | 0 | 0 |
| | Eagle | 0 | 16 | 1 | 0 | 0 | 0 | 3 | 1 | 0 | 3 | 0 |
| | Lake | 0 | 3 | 0 | 0 | 0 | 0 | 1 | 0 | 0 | 0 | 1 |
| | Summit | 0 | 8 | 0 | 0 | 1 | 0 | 1 | 0 | 0 | 1 | 2 |
| | Total | 0 | 28 | 1 | 0 | 1 | 0 | 5 | 1 | 0 | 4 | 3 |
| 6 | Archuleta | 0 | 0 | 0 | 0 | 0 | 0 | 0 | 0 | 0 | 0 | 1 |
| | La Plata | 3 | 8 | 0 | 1 | 0 | 0 | 1 | 0 | 0 | 0 | 2 |
| | San Juan | 0 | 0 | 0 | 0 | 0 | 0 | 0 | 0 | 0 | 0 | 0 |
| | Total | 3 | 8 | 0 | 1 | 0 | 0 | 1 | 0 | 0 | 0 | 3 |
| 7 | Delta | 0 | 4 | 0 | 2 | 0 | 0 | 6 | 0 | 0 | 0 | 2 |
| | Gunnison | 0 | 1 | 0 | 0 | 0 | 0 | 2 | 0 | 0 | 0 | 5 |
| | Hinsdale | 0 | 0 | 0 | 0 | 0 | 0 | 0 | 0 | 0 | 0 | 0 |
| | Montrose | 0 | 1 | 0 | 3 | 1 | 0 | 4 | 0 | 0 | 0 | 2 |
| | Ouray | 0 | 0 | 0 | 0 | 0 | 0 | 0 | 0 | 0 | 0 | 0 |
| | San Miguel | 0 | 0 | 0 | 0 | 0 | 0 | 2 | 0 | 0 | 0 | 1 |
| | Total | 0 | 6 | 0 | 5 | 1 | 0 | 14 | 0 | 0 | 0 | 10 |

**Table 22:
District Court Juvenile Delinquency Filings by Case Type
Fiscal Year 2022**

| Judicial District | Court Location | Escape (EC) | Forgery (FG) | Fraud (FD) | Gambling (GM) | Harassment (HR) | Homicide (HM) | Impersonation (IM) | Incest (IC) | Kidnapping (KN) |
|-------------------|-----------------|-------------|--------------|------------|---------------|-----------------|---------------|--------------------|-------------|-----------------|
| 1 | Gilpin | 0 | 0 | 0 | 0 | 0 | 0 | 0 | 0 | 0 |
| | Jefferson | 1 | 0 | 0 | 0 | 13 | 6 | 0 | 4 | 0 |
| | <i>Total</i> | <i>1</i> | <i>0</i> | <i>0</i> | <i>0</i> | <i>13</i> | <i>6</i> | <i>0</i> | <i>4</i> | <i>0</i> |
| 2 | Denver Juvenile | 1 | 1 | 0 | 0 | 7 | 25 | 0 | 6 | 1 |
| 3 | Huerfano | 0 | 0 | 0 | 0 | 4 | 0 | 0 | 0 | 0 |
| | Las Animas | 0 | 0 | 0 | 0 | 1 | 0 | 0 | 0 | 0 |
| | <i>Total</i> | <i>0</i> | <i>0</i> | <i>0</i> | <i>0</i> | <i>5</i> | <i>0</i> | <i>0</i> | <i>0</i> | <i>0</i> |
| 4 | El Paso | 2 | 1 | 0 | 0 | 58 | 21 | 0 | 0 | 6 |
| | Teller | 0 | 0 | 0 | 0 | 1 | 0 | 0 | 0 | 0 |
| | <i>Total</i> | <i>2</i> | <i>1</i> | <i>0</i> | <i>0</i> | <i>59</i> | <i>21</i> | <i>0</i> | <i>0</i> | <i>6</i> |
| 5 | Clear Creek | 0 | 0 | 0 | 0 | 1 | 0 | 0 | 0 | 0 |
| | Eagle | 0 | 1 | 1 | 0 | 3 | 0 | 0 | 0 | 0 |
| | Lake | 0 | 0 | 0 | 0 | 2 | 0 | 0 | 0 | 0 |
| | Summit | 0 | 0 | 0 | 0 | 1 | 0 | 0 | 0 | 0 |
| | <i>Total</i> | <i>0</i> | <i>1</i> | <i>1</i> | <i>0</i> | <i>7</i> | <i>0</i> | <i>0</i> | <i>0</i> | <i>0</i> |
| 6 | Archuleta | 0 | 0 | 0 | 0 | 1 | 0 | 0 | 0 | 0 |
| | La Plata | 0 | 0 | 0 | 0 | 2 | 0 | 0 | 0 | 0 |
| | San Juan | 0 | 0 | 0 | 0 | 0 | 0 | 0 | 0 | 0 |
| | <i>Total</i> | <i>0</i> | <i>0</i> | <i>0</i> | <i>0</i> | <i>3</i> | <i>0</i> | <i>0</i> | <i>0</i> | <i>0</i> |
| 7 | Delta | 0 | 0 | 0 | 0 | 2 | 0 | 0 | 0 | 0 |
| | Gunnison | 0 | 2 | 0 | 0 | 0 | 0 | 0 | 0 | 0 |
| | Hinsdale | 0 | 0 | 0 | 0 | 0 | 0 | 0 | 0 | 0 |
| | Montrose | 0 | 0 | 0 | 0 | 4 | 0 | 1 | 0 | 0 |
| | Ouray | 0 | 0 | 0 | 0 | 0 | 0 | 0 | 0 | 0 |
| | San Miguel | 0 | 0 | 0 | 0 | 0 | 0 | 0 | 0 | 0 |
| <i>Total</i> | <i>0</i> | <i>2</i> | <i>0</i> | <i>0</i> | <i>6</i> | <i>0</i> | <i>1</i> | <i>0</i> | <i>0</i> | |

**Table 22:
District Court Juvenile Delinquency Filings by Case Type
Fiscal Year 2022**

| Judicial District | Court Location | Municipal Charge other than | | | | | Possession of Alcohol by Minor (PA) | Prostitution (PS) | Public Peace and Order (PP) |
|-------------------|-----------------|-----------------------------|-------------|------------|--------------|------------------|-------------------------------------|-------------------|-----------------------------|
| | | Menacing (MN) | Curfew (MC) | Other (OT) | Perjury (PJ) | Pornography (PN) | | | |
| 1 | Gilpin | 0 | 0 | 0 | 0 | 0 | 0 | 0 | 0 |
| | Jefferson | 15 | 0 | 50 | 0 | 0 | 1 | 0 | 0 |
| | <i>Total</i> | 15 | 0 | 50 | 0 | 0 | 1 | 0 | 0 |
| 2 | Denver Juvenile | 20 | 0 | 63 | 1 | 1 | 0 | 0 | 6 |
| 3 | Huerfano | 1 | 0 | 3 | 0 | 0 | 2 | 0 | 1 |
| | Las Animas | 1 | 0 | 3 | 0 | 0 | 0 | 0 | 0 |
| | <i>Total</i> | 2 | 0 | 6 | 0 | 0 | 2 | 0 | 1 |
| 4 | El Paso | 55 | 0 | 95 | 0 | 0 | 0 | 0 | 25 |
| | Teller | 1 | 0 | 2 | 0 | 0 | 0 | 0 | 0 |
| | <i>Total</i> | 56 | 0 | 97 | 0 | 0 | 0 | 0 | 25 |
| 5 | Clear Creek | 1 | 0 | 0 | 0 | 0 | 0 | 0 | 0 |
| | Eagle | 3 | 0 | 5 | 0 | 0 | 0 | 0 | 0 |
| | Lake | 0 | 0 | 1 | 0 | 0 | 0 | 0 | 0 |
| | Summit | 2 | 0 | 1 | 0 | 0 | 0 | 0 | 1 |
| | <i>Total</i> | 6 | 0 | 7 | 0 | 0 | 0 | 0 | 1 |
| 6 | Archuleta | 1 | 0 | 0 | 0 | 0 | 0 | 0 | 0 |
| | La Plata | 0 | 0 | 1 | 0 | 0 | 0 | 0 | 0 |
| | San Juan | 0 | 0 | 0 | 0 | 0 | 0 | 0 | 0 |
| | <i>Total</i> | 1 | 0 | 1 | 0 | 0 | 0 | 0 | 0 |
| 7 | Delta | 1 | 0 | 1 | 0 | 0 | 0 | 0 | 0 |
| | Gunnison | 0 | 0 | 2 | 0 | 0 | 0 | 0 | 0 |
| | Hinsdale | 0 | 0 | 0 | 0 | 0 | 0 | 0 | 0 |
| | Montrose | 2 | 0 | 2 | 0 | 0 | 0 | 0 | 2 |
| | Ouray | 0 | 0 | 0 | 0 | 0 | 0 | 0 | 0 |
| | <i>Total</i> | 3 | 0 | 6 | 0 | 0 | 0 | 0 | 2 |

**Table 22:
District Court Juvenile Delinquency Filings by Case Type
Fiscal Year 2022**

| Judicial District | Court Location | Sex | | Sex Offenses (SX) | Tampering (TM) | Theft (TH) | Trespass (TP) | Vehicular Assault (VA) | Vehicular Homicide (VH) | Weapon (WP) | Total |
|-------------------|-----------------|--------------|--------------|-------------------|----------------|------------|---------------|------------------------|-------------------------|-------------|-------|
| | | Robbery (RB) | Runaway (RW) | | | | | | | | |
| 1 | Gilpin | 0 | 0 | 0 | 0 | 0 | 0 | 0 | 0 | 1 | 1 |
| | Jefferson | 12 | 0 | 19 | 1 | 24 | 10 | 0 | 0 | 32 | 362 |
| | Total | 12 | 0 | 19 | 1 | 24 | 10 | 0 | 0 | 33 | 363 |
| 2 | Denver Juvenile | 50 | 4 | 36 | 0 | 86 | 11 | 2 | 1 | 104 | 601 |
| 3 | Huerfano | 0 | 0 | 1 | 0 | 3 | 0 | 0 | 0 | 2 | 25 |
| | Las Animas | 0 | 0 | 1 | 0 | 0 | 1 | 0 | 0 | 0 | 18 |
| | Total | 0 | 0 | 2 | 0 | 3 | 1 | 0 | 0 | 2 | 43 |
| 4 | El Paso | 42 | 0 | 73 | 0 | 100 | 48 | 0 | 0 | 53 | 1,001 |
| | Teller | 0 | 0 | 3 | 0 | 0 | 0 | 0 | 0 | 0 | 14 |
| | Total | 42 | 0 | 76 | 0 | 100 | 48 | 0 | 0 | 53 | 1,015 |
| 5 | Clear Creek | 0 | 0 | 2 | 0 | 0 | 0 | 0 | 0 | 0 | 5 |
| | Eagle | 1 | 0 | 14 | 0 | 6 | 1 | 0 | 0 | 2 | 61 |
| | Lake | 0 | 0 | 0 | 0 | 0 | 0 | 0 | 0 | 0 | 8 |
| | Summit | 0 | 0 | 2 | 0 | 3 | 1 | 0 | 0 | 0 | 24 |
| | Total | 1 | 0 | 18 | 0 | 9 | 2 | 0 | 0 | 2 | 98 |
| 6 | Archuleta | 0 | 1 | 0 | 0 | 0 | 0 | 0 | 0 | 3 | 7 |
| | La Plata | 0 | 0 | 4 | 0 | 6 | 3 | 0 | 0 | 1 | 32 |
| | San Juan | 0 | 0 | 0 | 0 | 0 | 0 | 0 | 0 | 0 | 0 |
| | Total | 0 | 1 | 4 | 0 | 6 | 3 | 0 | 0 | 4 | 39 |
| 7 | Delta | 0 | 0 | 3 | 1 | 0 | 0 | 0 | 0 | 0 | 22 |
| | Gunnison | 0 | 0 | 1 | 0 | 10 | 0 | 1 | 0 | 0 | 24 |
| | Hinsdale | 0 | 0 | 0 | 0 | 0 | 0 | 0 | 0 | 0 | 0 |
| | Montrose | 2 | 0 | 4 | 0 | 5 | 1 | 0 | 0 | 2 | 36 |
| | Ouray | 0 | 0 | 0 | 0 | 0 | 0 | 0 | 0 | 0 | 0 |
| | San Miguel | 0 | 0 | 1 | 0 | 1 | 1 | 0 | 0 | 0 | 7 |
| | Total | 2 | 0 | 9 | 1 | 16 | 2 | 1 | 0 | 2 | 89 |

**Table 22:
District Court Juvenile Delinquency Filings by Case Type
Fiscal Year 2022**

| Judicial District | Court Location | Arson (AR) | Assault (AS) | Bail | Burglary (BU) | Bribery - Tampering (BR) | Child Abuse (CA) | Criminal Mischief (CM) | Cruelty to Animals (AM) | Delinquent Case Remand | Driving Under the Influence (DU) | Drugs (DG) |
|-------------------|----------------|------------|--------------|----------------|---------------|--------------------------|------------------|------------------------|-------------------------|--------------------------|----------------------------------|------------|
| | | | | Violation (BV) | | | | | | from District Court (DR) | | |
| 8 | Jackson | 0 | 0 | 0 | 0 | 0 | 0 | 0 | 0 | 0 | 0 | 0 |
| | Larimer | 1 | 79 | 1 | 8 | 0 | 1 | 34 | 1 | 0 | 2 | 31 |
| | Total | 1 | 79 | 1 | 8 | 0 | 1 | 34 | 1 | 0 | 2 | 31 |
| 9 | Garfield | 0 | 7 | 0 | 6 | 0 | 1 | 7 | 0 | 0 | 0 | 9 |
| | Pitkin | 0 | 0 | 0 | 0 | 0 | 0 | 1 | 0 | 0 | 0 | 1 |
| | Rio Blanco | 0 | 0 | 0 | 0 | 0 | 0 | 2 | 0 | 0 | 0 | 0 |
| | Total | 0 | 7 | 0 | 6 | 0 | 1 | 10 | 0 | 0 | 0 | 10 |
| 10 | Pueblo | 0 | 51 | 0 | 7 | 0 | 2 | 11 | 0 | 0 | 0 | 3 |
| 11 | Chaffee | 0 | 1 | 0 | 1 | 0 | 1 | 0 | 0 | 0 | 0 | 0 |
| | Custer | 0 | 1 | 0 | 0 | 0 | 0 | 0 | 0 | 0 | 0 | 0 |
| | Fremont | 0 | 10 | 0 | 1 | 0 | 0 | 2 | 0 | 0 | 0 | 4 |
| | Park | 1 | 2 | 0 | 0 | 0 | 0 | 0 | 0 | 0 | 0 | 0 |
| | Total | 1 | 14 | 0 | 2 | 0 | 1 | 2 | 0 | 0 | 0 | 4 |
| 12 | Alamosa | 0 | 9 | 0 | 0 | 0 | 0 | 3 | 0 | 0 | 0 | 1 |
| | Conejos | 0 | 0 | 0 | 1 | 0 | 0 | 0 | 0 | 0 | 0 | 0 |
| | Costilla | 0 | 1 | 0 | 0 | 0 | 0 | 0 | 0 | 0 | 0 | 0 |
| | Mineral | 0 | 0 | 0 | 0 | 0 | 0 | 0 | 0 | 0 | 0 | 0 |
| | Rio Grande | 0 | 4 | 0 | 0 | 0 | 0 | 2 | 0 | 0 | 0 | 0 |
| | Saguache | 0 | 0 | 0 | 0 | 0 | 0 | 0 | 0 | 0 | 0 | 0 |
| | Total | 0 | 14 | 0 | 1 | 0 | 0 | 5 | 0 | 0 | 0 | 1 |
| 13 | Kit Carson | 0 | 1 | 0 | 0 | 0 | 0 | 2 | 0 | 0 | 0 | 0 |
| | Logan | 0 | 3 | 0 | 13 | 0 | 0 | 1 | 0 | 0 | 0 | 0 |
| | Morgan | 0 | 4 | 1 | 2 | 0 | 0 | 0 | 0 | 0 | 0 | 0 |
| | Phillips | 0 | 0 | 0 | 0 | 0 | 0 | 0 | 0 | 0 | 0 | 0 |
| | Sedgwick | 0 | 0 | 0 | 0 | 0 | 0 | 0 | 0 | 0 | 0 | 0 |
| | Washington | 0 | 0 | 0 | 0 | 0 | 0 | 0 | 0 | 0 | 0 | 0 |
| | Yuma | 0 | 1 | 0 | 0 | 0 | 0 | 0 | 0 | 0 | 0 | 0 |
| | Total | 0 | 9 | 1 | 15 | 0 | 0 | 3 | 0 | 0 | 0 | 0 |
| 14 | Grand | 0 | 1 | 0 | 0 | 0 | 0 | 0 | 0 | 0 | 0 | 0 |
| | Moffat | 0 | 3 | 0 | 0 | 0 | 0 | 0 | 0 | 0 | 0 | 0 |
| | Routt | 1 | 2 | 0 | 0 | 0 | 0 | 2 | 0 | 0 | 0 | 0 |
| | Total | 1 | 6 | 0 | 0 | 0 | 0 | 2 | 0 | 0 | 0 | 0 |

**Table 22:
District Court Juvenile Delinquency Filings by Case Type
Fiscal Year 2022**

| Judicial District | Court Location | Escape (EC) | Forgery (FG) | Fraud (FD) | Gambling (GM) | Harassment (HR) | Homicide (HM) | Impersonation (IM) | Incest (IC) | Kidnapping (KN) |
|-------------------|----------------|-------------|--------------|------------|---------------|-----------------|---------------|--------------------|-------------|-----------------|
| 8 | Jackson | 0 | 0 | 0 | 0 | 0 | 0 | 0 | 0 | 0 |
| | Larimer | 0 | 0 | 0 | 0 | 19 | 2 | 0 | 0 | 0 |
| | <i>Total</i> | <i>0</i> | <i>0</i> | <i>0</i> | <i>0</i> | <i>19</i> | <i>2</i> | <i>0</i> | <i>0</i> | <i>0</i> |
| 9 | Garfield | 0 | 0 | 0 | 0 | 6 | 2 | 0 | 0 | 1 |
| | Pitkin | 0 | 0 | 0 | 0 | 0 | 0 | 1 | 0 | 0 |
| | Rio Blanco | 0 | 0 | 0 | 0 | 1 | 0 | 0 | 0 | 0 |
| | <i>Total</i> | <i>0</i> | <i>0</i> | <i>0</i> | <i>0</i> | <i>7</i> | <i>2</i> | <i>1</i> | <i>0</i> | <i>1</i> |
| 10 | Pueblo | 2 | 1 | 0 | 0 | 2 | 7 | 0 | 0 | 0 |
| 11 | Chaffee | 0 | 0 | 0 | 0 | 0 | 0 | 0 | 0 | 0 |
| | Custer | 0 | 0 | 0 | 0 | 0 | 0 | 0 | 0 | 0 |
| | Fremont | 0 | 0 | 0 | 0 | 1 | 1 | 0 | 0 | 0 |
| | Park | 0 | 0 | 0 | 0 | 1 | 0 | 0 | 0 | 0 |
| | <i>Total</i> | <i>0</i> | <i>0</i> | <i>0</i> | <i>0</i> | <i>2</i> | <i>1</i> | <i>0</i> | <i>0</i> | <i>0</i> |
| 12 | Alamosa | 0 | 0 | 0 | 0 | 0 | 0 | 1 | 0 | 0 |
| | Conejos | 0 | 0 | 0 | 0 | 0 | 0 | 0 | 0 | 0 |
| | Costilla | 0 | 0 | 0 | 0 | 0 | 0 | 0 | 0 | 0 |
| | Mineral | 0 | 0 | 0 | 0 | 0 | 0 | 0 | 0 | 0 |
| | Rio Grande | 0 | 0 | 0 | 0 | 2 | 0 | 0 | 0 | 0 |
| | Saguache | 0 | 0 | 0 | 0 | 0 | 0 | 0 | 0 | 0 |
| | <i>Total</i> | <i>0</i> | <i>0</i> | <i>0</i> | <i>0</i> | <i>2</i> | <i>0</i> | <i>1</i> | <i>0</i> | <i>0</i> |
| 13 | Kit Carson | 0 | 0 | 0 | 0 | 0 | 0 | 0 | 0 | 0 |
| | Logan | 0 | 0 | 0 | 0 | 1 | 0 | 0 | 0 | 0 |
| | Morgan | 0 | 0 | 0 | 0 | 2 | 0 | 0 | 1 | 0 |
| | Phillips | 0 | 0 | 0 | 0 | 0 | 0 | 0 | 0 | 0 |
| | Sedgwick | 0 | 0 | 0 | 0 | 0 | 0 | 0 | 0 | 0 |
| | Washington | 0 | 0 | 0 | 0 | 0 | 0 | 0 | 0 | 0 |
| | Yuma | 0 | 0 | 0 | 0 | 0 | 0 | 0 | 0 | 0 |
| | <i>Total</i> | <i>0</i> | <i>0</i> | <i>0</i> | <i>0</i> | <i>3</i> | <i>0</i> | <i>0</i> | <i>1</i> | <i>0</i> |
| 14 | Grand | 0 | 0 | 0 | 0 | 0 | 0 | 0 | 0 | 0 |
| | Moffat | 0 | 0 | 0 | 0 | 0 | 0 | 0 | 0 | 0 |
| | Routt | 0 | 0 | 0 | 0 | 1 | 0 | 0 | 0 | 0 |
| | <i>Total</i> | <i>0</i> | <i>0</i> | <i>0</i> | <i>0</i> | <i>1</i> | <i>0</i> | <i>0</i> | <i>0</i> | <i>0</i> |

**Table 22:
District Court Juvenile Delinquency Filings by Case Type
Fiscal Year 2022**

| Judicial District | Court Location | Municipal Charge other than | | | | | Possession of Alcohol by Minor (PA) | Prostitution (PS) | Public Peace and Order (PP) |
|-------------------|----------------|-----------------------------|-------------|------------|--------------|------------------|-------------------------------------|-------------------|-----------------------------|
| | | Menacing (MN) | Curfew (MC) | Other (OT) | Perjury (PJ) | Pornography (PN) | | | |
| 8 | Jackson | 0 | 0 | 0 | 0 | 0 | 0 | 0 | 0 |
| | Larimer | 8 | 0 | 34 | 0 | 0 | 3 | 0 | 12 |
| | <i>Total</i> | 8 | 0 | 34 | 0 | 0 | 3 | 0 | 12 |
| 9 | Garfield | 2 | 0 | 1 | 0 | 0 | 1 | 0 | 5 |
| | Pitkin | 0 | 0 | 1 | 0 | 0 | 0 | 0 | 0 |
| | Rio Blanco | 1 | 0 | 0 | 0 | 0 | 0 | 0 | 0 |
| | <i>Total</i> | 3 | 0 | 2 | 0 | 0 | 1 | 0 | 5 |
| 10 | Pueblo | 20 | 0 | 11 | 0 | 0 | 0 | 0 | 2 |
| 11 | Chaffee | 1 | 0 | 3 | 0 | 0 | 0 | 0 | 0 |
| | Custer | 0 | 0 | 1 | 0 | 0 | 0 | 0 | 0 |
| | Fremont | 4 | 0 | 5 | 0 | 0 | 0 | 0 | 2 |
| | Park | 1 | 0 | 0 | 0 | 0 | 0 | 0 | 1 |
| | <i>Total</i> | 6 | 0 | 9 | 0 | 0 | 0 | 0 | 3 |
| 12 | Alamosa | 1 | 0 | 1 | 0 | 0 | 0 | 0 | 0 |
| | Conejos | 0 | 0 | 0 | 0 | 0 | 0 | 0 | 0 |
| | Costilla | 0 | 0 | 1 | 0 | 0 | 0 | 0 | 0 |
| | Mineral | 0 | 0 | 0 | 0 | 0 | 0 | 0 | 0 |
| | Rio Grande | 1 | 0 | 0 | 0 | 0 | 1 | 0 | 0 |
| | Saguache | 1 | 0 | 0 | 0 | 0 | 0 | 0 | 0 |
| <i>Total</i> | 3 | 0 | 2 | 0 | 0 | 1 | 0 | 0 | |
| 13 | Kit Carson | 0 | 0 | 0 | 0 | 0 | 0 | 0 | 0 |
| | Logan | 0 | 0 | 1 | 0 | 0 | 1 | 0 | 4 |
| | Morgan | 0 | 0 | 1 | 0 | 0 | 0 | 0 | 0 |
| | Phillips | 0 | 0 | 1 | 0 | 0 | 0 | 0 | 0 |
| | Sedgwick | 0 | 0 | 0 | 0 | 0 | 0 | 0 | 0 |
| | Washington | 0 | 0 | 0 | 0 | 0 | 0 | 0 | 0 |
| | Yuma | 0 | 0 | 0 | 0 | 0 | 0 | 0 | 0 |
| | <i>Total</i> | 0 | 0 | 3 | 0 | 0 | 1 | 0 | 4 |
| 14 | Grand | 1 | 0 | 0 | 0 | 0 | 0 | 0 | 0 |
| | Moffat | 0 | 0 | 0 | 0 | 0 | 0 | 0 | 0 |
| | Routt | 1 | 0 | 0 | 1 | 0 | 0 | 0 | 0 |
| | <i>Total</i> | 2 | 0 | 0 | 1 | 0 | 0 | 0 | 0 |

**Table 22:
District Court Juvenile Delinquency Filings by Case Type
Fiscal Year 2022**

| Judicial District | Court Location | Sex | | | | | | | | | Total |
|-------------------|----------------|--------------|--------------|---------------|----------------|------------|---------------|------------------------|-------------------------|-------------|-------|
| | | Robbery (RB) | Runaway (RW) | Offenses (SX) | Tampering (TM) | Theft (TH) | Trespass (TP) | Vehicular Assault (VA) | Vehicular Homicide (VH) | Weapon (WP) | |
| 8 | Jackson | 0 | 0 | 0 | 0 | 0 | 0 | 0 | 0 | 0 | 0 |
| | Larimer | 10 | 0 | 22 | 0 | 39 | 19 | 2 | 0 | 4 | 332 |
| | Total | 10 | 0 | 22 | 0 | 39 | 19 | 2 | 0 | 4 | 332 |
| 9 | Garfield | 0 | 0 | 4 | 0 | 5 | 9 | 1 | 0 | 1 | 68 |
| | Pitkin | 0 | 0 | 1 | 0 | 5 | 0 | 0 | 0 | 0 | 10 |
| | Rio Blanco | 0 | 0 | 1 | 0 | 2 | 0 | 0 | 0 | 0 | 7 |
| | Total | 0 | 0 | 6 | 0 | 12 | 9 | 1 | 0 | 1 | 85 |
| 10 | Pueblo | 15 | 0 | 9 | 0 | 10 | 0 | 2 | 0 | 20 | 175 |
| 11 | Chaffee | 1 | 0 | 4 | 0 | 1 | 0 | 0 | 0 | 0 | 13 |
| | Custer | 0 | 0 | 0 | 0 | 0 | 0 | 0 | 0 | 0 | 2 |
| | Fremont | 4 | 0 | 1 | 0 | 3 | 0 | 0 | 0 | 1 | 39 |
| | Park | 0 | 0 | 3 | 0 | 0 | 0 | 0 | 0 | 0 | 9 |
| | Total | 5 | 0 | 8 | 0 | 4 | 0 | 0 | 0 | 1 | 63 |
| 12 | Alamosa | 0 | 0 | 1 | 0 | 4 | 0 | 0 | 0 | 1 | 22 |
| | Conejos | 0 | 0 | 4 | 0 | 0 | 0 | 0 | 0 | 0 | 5 |
| | Costilla | 0 | 0 | 1 | 0 | 1 | 0 | 0 | 0 | 0 | 4 |
| | Mineral | 0 | 0 | 0 | 0 | 0 | 0 | 0 | 0 | 0 | 0 |
| | Rio Grande | 0 | 0 | 1 | 0 | 0 | 0 | 0 | 0 | 0 | 11 |
| | Saguache | 0 | 0 | 0 | 0 | 0 | 0 | 0 | 0 | 0 | 1 |
| | Total | 0 | 0 | 7 | 0 | 5 | 0 | 0 | 0 | 1 | 43 |
| 13 | Kit Carson | 0 | 0 | 1 | 0 | 0 | 0 | 0 | 0 | 0 | 4 |
| | Logan | 2 | 0 | 0 | 0 | 0 | 2 | 0 | 0 | 0 | 28 |
| | Morgan | 0 | 0 | 4 | 0 | 3 | 2 | 0 | 0 | 0 | 20 |
| | Phillips | 0 | 0 | 0 | 0 | 0 | 0 | 0 | 0 | 0 | 1 |
| | Sedgwick | 0 | 0 | 0 | 0 | 0 | 0 | 0 | 0 | 0 | 0 |
| | Washington | 0 | 0 | 0 | 0 | 4 | 0 | 0 | 0 | 0 | 4 |
| | Yuma | 0 | 0 | 1 | 0 | 0 | 0 | 0 | 0 | 0 | 2 |
| | Total | 2 | 0 | 6 | 0 | 7 | 4 | 0 | 0 | 0 | 59 |
| 14 | Grand | 0 | 0 | 1 | 0 | 1 | 1 | 0 | 0 | 0 | 5 |
| | Moffat | 0 | 0 | 1 | 0 | 0 | 0 | 0 | 0 | 0 | 4 |
| | Routt | 1 | 0 | 4 | 0 | 4 | 0 | 0 | 0 | 0 | 17 |
| | Total | 1 | 0 | 6 | 0 | 5 | 1 | 0 | 0 | 0 | 26 |

**Table 22:
District Court Juvenile Delinquency Filings by Case Type
Fiscal Year 2022**

| Judicial District | Court Location | Delinquent Case | | | | | | | | | | |
|-------------------------------|----------------|-----------------|--------------|---------------------|---------------|--------------------------|------------------|------------------------|-------------------------|---------------------------------|----------------------------------|------------|
| | | Arson (AR) | Assault (AS) | Bail Violation (BV) | Burglary (BU) | Bribery - Tampering (BR) | Child Abuse (CA) | Criminal Mischief (CM) | Cruelty to Animals (AM) | Remand from District Court (DR) | Driving Under the Influence (DU) | Drugs (DG) |
| 15 | Baca | 0 | 0 | 0 | 0 | 0 | 0 | 2 | 0 | 0 | 0 | 0 |
| | Cheyenne | 0 | 0 | 0 | 0 | 0 | 0 | 0 | 0 | 0 | 0 | 0 |
| | Kiowa | 0 | 0 | 0 | 0 | 0 | 0 | 0 | 0 | 0 | 0 | 0 |
| | Prowers | 0 | 8 | 0 | 4 | 0 | 0 | 5 | 0 | 0 | 0 | 3 |
| | Total | 0 | 8 | 0 | 4 | 0 | 0 | 7 | 0 | 0 | 0 | 3 |
| 16 | Bent | 0 | 1 | 0 | 0 | 0 | 0 | 0 | 0 | 0 | 0 | 0 |
| | Crowley | 0 | 2 | 0 | 0 | 0 | 0 | 0 | 0 | 0 | 0 | 0 |
| | Otero | 0 | 5 | 0 | 3 | 0 | 0 | 0 | 0 | 0 | 0 | 1 |
| | Total | 0 | 8 | 0 | 3 | 0 | 0 | 0 | 0 | 0 | 0 | 1 |
| 17 | Adams | 1 | 51 | 2 | 33 | 0 | 0 | 20 | 0 | 0 | 1 | 12 |
| | Broomfield | 0 | 7 | 0 | 2 | 0 | 0 | 0 | 0 | 0 | 0 | 1 |
| | Total | 1 | 58 | 2 | 35 | 0 | 0 | 20 | 0 | 0 | 1 | 13 |
| 18 | Arapahoe | 5 | 100 | 0 | 14 | 0 | 0 | 19 | 0 | 0 | 0 | 21 |
| | Douglas | 2 | 66 | 0 | 16 | 0 | 1 | 15 | 0 | 0 | 0 | 117 |
| | Elbert | 0 | 1 | 0 | 2 | 0 | 0 | 0 | 0 | 0 | 0 | 1 |
| | Lincoln | 0 | 1 | 0 | 0 | 0 | 0 | 3 | 0 | 0 | 0 | 0 |
| | Total | 7 | 168 | 0 | 32 | 0 | 1 | 37 | 0 | 0 | 0 | 139 |
| 19 | Weld | 4 | 121 | 0 | 25 | 1 | 0 | 51 | 0 | 0 | 4 | 22 |
| 20 | Boulder | 6 | 41 | 2 | 10 | 0 | 0 | 11 | 0 | 0 | 0 | 10 |
| 21 | Mesa | 5 | 71 | 2 | 21 | 0 | 0 | 32 | 0 | 0 | 1 | 16 |
| 22 | Dolores | 0 | 1 | 0 | 0 | 0 | 0 | 1 | 0 | 0 | 0 | 3 |
| | Montezuma | 3 | 14 | 0 | 8 | 0 | 0 | 7 | 0 | 0 | 2 | 8 |
| | Total | 3 | 15 | 0 | 8 | 0 | 0 | 8 | 0 | 0 | 2 | 11 |
| State Total | | 41 | 1,200 | 10 | 276 | 13 | 6 | 385 | 10 | 0 | 16 | 334 |
| Percent of State Total | | 1% | 22% | 0.18% | 5% | 0.24% | 0.11% | 7% | 0.18% | 0.00% | 0% | 6% |

**Table 22:
District Court Juvenile Delinquency Filings by Case Type
Fiscal Year 2022**

| Judicial District | Court Location | Escape (EC) | Forgery (FG) | Fraud (FD) | Gambling (GM) | Harassment (HR) | Homicide (HM) | Impersonation (IM) | Incest (IC) | Kidnapping (KN) |
|-------------------------------|----------------|-------------|--------------|--------------|---------------|-----------------|---------------|--------------------|--------------|-----------------|
| 15 | Baca | 0 | 0 | 0 | 0 | 2 | 0 | 0 | 0 | 0 |
| | Cheyenne | 0 | 0 | 0 | 0 | 0 | 0 | 0 | 0 | 0 |
| | Kiowa | 0 | 0 | 0 | 0 | 0 | 0 | 0 | 0 | 0 |
| | Prowers | 0 | 0 | 0 | 0 | 6 | 0 | 0 | 0 | 0 |
| | Total | 0 | 0 | 0 | 0 | 8 | 0 | 0 | 0 | 0 |
| 16 | Bent | 0 | 0 | 0 | 0 | 2 | 0 | 0 | 0 | 0 |
| | Crowley | 0 | 0 | 0 | 0 | 0 | 0 | 0 | 0 | 0 |
| | Otero | 0 | 0 | 0 | 0 | 0 | 1 | 0 | 0 | 0 |
| | Total | 0 | 0 | 0 | 0 | 2 | 1 | 0 | 0 | 0 |
| 17 | Adams | 0 | 0 | 0 | 0 | 6 | 9 | 0 | 4 | 1 |
| | Broomfield | 0 | 0 | 0 | 0 | 0 | 0 | 0 | 0 | 0 |
| | Total | 0 | 0 | 0 | 0 | 6 | 9 | 0 | 4 | 1 |
| 18 | Arapahoe | 2 | 1 | 0 | 0 | 19 | 15 | 0 | 2 | 0 |
| | Douglas | 0 | 0 | 1 | 0 | 18 | 2 | 1 | 2 | 0 |
| | Elbert | 0 | 0 | 0 | 0 | 0 | 0 | 0 | 0 | 0 |
| | Lincoln | 0 | 0 | 0 | 0 | 0 | 0 | 0 | 0 | 0 |
| | Total | 2 | 1 | 1 | 0 | 37 | 17 | 1 | 4 | 0 |
| 19 | Weld | 0 | 1 | 0 | 0 | 16 | 1 | 2 | 0 | 0 |
| 20 | Boulder | 0 | 0 | 0 | 0 | 7 | 1 | 1 | 0 | 0 |
| 21 | Mesa | 3 | 0 | 2 | 0 | 20 | 0 | 3 | 0 | 0 |
| 22 | Dolores | 0 | 0 | 0 | 0 | 0 | 0 | 0 | 0 | 0 |
| | Montezuma | 0 | 0 | 0 | 0 | 3 | 0 | 0 | 0 | 0 |
| | Total | 0 | 0 | 0 | 0 | 3 | 0 | 0 | 0 | 0 |
| State Total | | 11 | 8 | 4 | 0 | 235 | 93 | 10 | 19 | 9 |
| Percent of State Total | | 0% | 0.15% | 0.07% | 0.00% | 4% | 1.70% | 0% | 0.35% | 0.16% |

**Table 22:
District Court Juvenile Delinquency Filings by Case Type
Fiscal Year 2022**

| Judicial District | Court Location | Municipal Charge other than | | | | | Possession of Alcohol by Minor (PA) | Prostitution (PS) | Public Peace and Order (PP) |
|-------------------------------|----------------|-----------------------------|-------------|------------|--------------|------------------|-------------------------------------|-------------------|-----------------------------|
| | | Menacing (MN) | Curfew (MC) | Other (OT) | Perjury (PJ) | Pornography (PN) | | | |
| 15 | Baca | 0 | 0 | 1 | 0 | 0 | 0 | 0 | 0 |
| | Cheyenne | 0 | 0 | 0 | 0 | 0 | 0 | 0 | 0 |
| | Kiowa | 0 | 0 | 0 | 0 | 0 | 0 | 0 | 0 |
| | Prowers | 1 | 0 | 1 | 0 | 0 | 0 | 0 | 6 |
| | <i>Total</i> | <i>1</i> | <i>0</i> | <i>2</i> | <i>0</i> | <i>0</i> | <i>0</i> | <i>0</i> | <i>6</i> |
| 16 | Bent | 3 | 0 | 1 | 0 | 0 | 0 | 0 | 0 |
| | Crowley | 0 | 0 | 1 | 0 | 0 | 0 | 0 | 0 |
| | Otero | 2 | 0 | 1 | 0 | 0 | 0 | 0 | 2 |
| | <i>Total</i> | <i>5</i> | <i>0</i> | <i>3</i> | <i>0</i> | <i>0</i> | <i>0</i> | <i>0</i> | <i>2</i> |
| 17 | Adams | 20 | 0 | 20 | 0 | 0 | 1 | 0 | 10 |
| | Broomfield | 3 | 0 | 1 | 0 | 0 | 0 | 0 | 1 |
| | <i>Total</i> | <i>23</i> | <i>0</i> | <i>21</i> | <i>0</i> | <i>0</i> | <i>1</i> | <i>0</i> | <i>11</i> |
| 18 | Arapahoe | 22 | 0 | 61 | 0 | 0 | 0 | 0 | 11 |
| | Douglas | 12 | 0 | 30 | 0 | 0 | 3 | 0 | 19 |
| | Elbert | 5 | 0 | 0 | 0 | 0 | 0 | 0 | 0 |
| | Lincoln | 0 | 0 | 0 | 0 | 0 | 0 | 0 | 0 |
| | <i>Total</i> | <i>39</i> | <i>0</i> | <i>91</i> | <i>0</i> | <i>0</i> | <i>3</i> | <i>0</i> | <i>30</i> |
| 19 | Weld | 22 | 0 | 90 | 0 | 0 | 7 | 0 | 2 |
| 20 | Boulder | 14 | 0 | 22 | 0 | 0 | 0 | 0 | 17 |
| 21 | Mesa | 19 | 0 | 20 | 0 | 0 | 0 | 0 | 22 |
| 22 | Dolores | 0 | 0 | 0 | 0 | 0 | 0 | 0 | 0 |
| | Montezuma | 3 | 0 | 14 | 0 | 0 | 4 | 0 | 2 |
| | <i>Total</i> | <i>3</i> | <i>0</i> | <i>14</i> | <i>0</i> | <i>0</i> | <i>4</i> | <i>0</i> | <i>2</i> |
| <i>State Total</i> | | <i>271</i> | <i>0</i> | <i>554</i> | <i>2</i> | <i>1</i> | <i>24</i> | <i>0</i> | <i>153</i> |
| <i>Percent of State Total</i> | | <i>5%</i> | <i>0%</i> | <i>10%</i> | <i>0.04%</i> | <i>0.02%</i> | <i>0%</i> | <i>0.00%</i> | <i>3%</i> |

**Table 22:
District Court Juvenile Delinquency Filings by Case Type
Fiscal Year 2022**

| Judicial District | Court Location | Sex | | | | | | | | | Total |
|-------------------------------|----------------|--------------|--------------|---------------|----------------|------------|---------------|------------------------|-------------------------|-------------|--------------|
| | | Robbery (RB) | Runaway (RW) | Offenses (SX) | Tampering (TM) | Theft (TH) | Trespass (TP) | Vehicular Assault (VA) | Vehicular Homicide (VH) | Weapon (WP) | |
| 15 | Baca | 0 | 0 | 0 | 0 | 1 | 0 | 0 | 0 | 0 | 6 |
| | Cheyenne | 0 | 0 | 0 | 0 | 0 | 0 | 0 | 0 | 0 | 0 |
| | Kiowa | 0 | 0 | 0 | 0 | 0 | 0 | 0 | 0 | 0 | 0 |
| | Prowers | 0 | 0 | 0 | 0 | 2 | 5 | 0 | 0 | 0 | 41 |
| | Total | 0 | 0 | 0 | 0 | 3 | 5 | 0 | 0 | 0 | 47 |
| 16 | Bent | 0 | 0 | 1 | 0 | 0 | 0 | 0 | 0 | 0 | 8 |
| | Crowley | 0 | 0 | 0 | 0 | 0 | 0 | 0 | 0 | 0 | 3 |
| | Otero | 1 | 0 | 1 | 0 | 1 | 0 | 0 | 0 | 1 | 19 |
| | Total | 1 | 0 | 2 | 0 | 1 | 0 | 0 | 0 | 1 | 30 |
| 17 | Adams | 22 | 2 | 29 | 0 | 27 | 20 | 2 | 0 | 56 | 349 |
| | Broomfield | 2 | 0 | 4 | 0 | 2 | 0 | 0 | 0 | 0 | 23 |
| | Total | 24 | 2 | 33 | 0 | 29 | 20 | 2 | 0 | 56 | 372 |
| 18 | Arapahoe | 36 | 0 | 32 | 0 | 52 | 10 | 1 | 1 | 62 | 486 |
| | Douglas | 5 | 0 | 22 | 6 | 28 | 12 | 2 | 0 | 13 | 393 |
| | Elbert | 0 | 0 | 0 | 0 | 10 | 0 | 0 | 0 | 2 | 21 |
| | Lincoln | 0 | 0 | 4 | 0 | 1 | 0 | 0 | 0 | 0 | 9 |
| | Total | 41 | 0 | 58 | 6 | 91 | 22 | 3 | 1 | 77 | 909 |
| 19 | Weld | 2 | 0 | 42 | 2 | 39 | 16 | 0 | 1 | 26 | 497 |
| 20 | Boulder | 2 | 0 | 16 | 2 | 20 | 12 | 1 | 1 | 7 | 203 |
| 21 | Mesa | 0 | 0 | 5 | 10 | 25 | 23 | 0 | 0 | 9 | 309 |
| 22 | Dolores | 0 | 0 | 0 | 0 | 1 | 0 | 0 | 0 | 0 | 6 |
| | Montezuma | 1 | 0 | 3 | 0 | 5 | 3 | 0 | 0 | 0 | 80 |
| | Total | 1 | 0 | 3 | 0 | 6 | 3 | 0 | 0 | 0 | 86 |
| State Total | | 211 | 7 | 387 | 22 | 540 | 211 | 14 | 4 | 403 | 5,484 |
| Percent of State Total | | 4% | 0.13% | 7% | 0.40% | 10% | 4% | 0.26% | 0.07% | 7% | 100% |

**Table 23:
District Court Mental Health Filings by Case Type
Fiscal Year 2022**

| Judicial District | Court Location | Case Type | | | | | |
|-------------------|----------------|------------------------|---------------------------------|--------------------|---|-----------------------------------|--|
| | | Alcohol /Drugs (AH) | Emergency Commitment (EM) | Evaluation (EV) | Imposition of Legal Disability (LD) | Involuntary Medication (ID) | Involuntary Medication Procedure (IP) |
| 1 | Gilpin | 0 | 0 | 0 | 0 | 0 | 0 |
| | Jefferson | 16 | 0 | 28 | 2 | 0 | 0 |
| | <i>Total</i> | 16 | 0 | 28 | 2 | 0 | 0 |
| 2 | Denver Probate | 36 | 0 | 53 | 0 | 11 | 0 |
| 3 | Huerfano | 0 | 0 | 0 | 0 | 0 | 0 |
| | Las Animas | 0 | 0 | 0 | 0 | 0 | 0 |
| | <i>Total</i> | 0 | 0 | 0 | 0 | 0 | 0 |
| 4 | El Paso | 14 | 0 | 17 | 0 | 0 | 0 |
| | Teller | 0 | 0 | 0 | 0 | 0 | 0 |
| | <i>Total</i> | 14 | 0 | 17 | 0 | 0 | 0 |
| 5 | Clear Creek | 0 | 0 | 1 | 1 | 0 | 0 |
| | Eagle | 0 | 0 | 0 | 0 | 0 | 0 |
| | Lake | 0 | 0 | 0 | 0 | 0 | 0 |
| | Summit | 0 | 0 | 0 | 0 | 0 | 0 |
| | <i>Total</i> | 0 | 0 | 1 | 1 | 0 | 0 |
| 6 | Archuleta | 0 | 0 | 0 | 0 | 0 | 0 |
| | La Plata | 2 | 0 | 0 | 1 | 1 | 0 |
| | San Juan | 0 | 0 | 0 | 0 | 0 | 0 |
| | <i>Total</i> | 2 | 0 | 0 | 1 | 1 | 0 |
| 7 | Delta | 0 | 0 | 2 | 0 | 0 | 0 |
| | Gunnison | 0 | 0 | 1 | 0 | 0 | 0 |
| | Hinsdale | 0 | 0 | 0 | 0 | 0 | 0 |
| | Montrose | 1 | 0 | 0 | 0 | 0 | 0 |
| | Ouray | 0 | 0 | 0 | 0 | 0 | 0 |
| | San Miguel | 0 | 0 | 0 | 0 | 0 | 0 |
| | <i>Total</i> | 1 | 0 | 3 | 0 | 0 | 0 |

**Table 23:
District Court Mental Health Filings by Case Type
Fiscal Year 2022**

| Judicial District | Court Location | Long Term Certification (LC) | Long Term Change of Venue (LV) | Other (OT) | Short Term (ST) | Short Term COV (VS) | 72 Hour Hold (72) | Total |
|-------------------|----------------|------------------------------|--------------------------------|------------|-----------------|---------------------|-------------------|-------|
| 1 | Gilpin | 0 | 0 | 0 | 6 | 0 | 0 | 6 |
| | Jefferson | 1 | 1 | 0 | 655 | 0 | 0 | 703 |
| | <i>Total</i> | 1 | 1 | 0 | 661 | 0 | 0 | 709 |
| 2 | Denver Probate | 24 | 12 | 0 | 1,131 | 6 | 16 | 1,289 |
| 3 | Huerfano | 0 | 0 | 0 | 4 | 0 | 0 | 4 |
| | Las Animas | 0 | 0 | 0 | 5 | 0 | 0 | 5 |
| | <i>Total</i> | 0 | 0 | 0 | 9 | 0 | 0 | 9 |
| 4 | El Paso | 8 | 1 | 0 | 815 | 7 | 0 | 862 |
| | Teller | 1 | 0 | 0 | 14 | 0 | 0 | 15 |
| | <i>Total</i> | 9 | 1 | 0 | 829 | 7 | 0 | 877 |
| 5 | Clear Creek | 1 | 0 | 0 | 10 | 0 | 3 | 16 |
| | Eagle | 0 | 0 | 0 | 23 | 0 | 0 | 23 |
| | Lake | 0 | 0 | 0 | 2 | 0 | 2 | 4 |
| | Summit | 0 | 0 | 0 | 29 | 0 | 0 | 29 |
| | <i>Total</i> | 1 | 0 | 0 | 64 | 0 | 5 | 72 |
| 6 | Archuleta | 0 | 0 | 0 | 1 | 0 | 2 | 3 |
| | La Plata | 2 | 0 | 0 | 42 | 1 | 21 | 70 |
| | San Juan | 0 | 0 | 0 | 0 | 0 | 0 | 0 |
| | <i>Total</i> | 2 | 0 | 0 | 43 | 1 | 23 | 73 |
| 7 | Delta | 0 | 0 | 0 | 28 | 0 | 0 | 30 |
| | Gunnison | 0 | 0 | 0 | 10 | 0 | 0 | 11 |
| | Hinsdale | 0 | 0 | 0 | 0 | 0 | 0 | 0 |
| | Montrose | 0 | 0 | 0 | 33 | 0 | 0 | 34 |
| | Ouray | 0 | 0 | 0 | 2 | 0 | 0 | 2 |
| | San Miguel | 0 | 0 | 0 | 4 | 0 | 0 | 4 |
| | <i>Total</i> | 0 | 0 | 0 | 77 | 0 | 0 | 81 |

**Table 23:
District Court Mental Health Filings by Case Type
Fiscal Year 2022**

| Judicial District | Court Location | Emergency | | Evaluation (EV) | Imposition of Legal Disability (LD) | Involuntary Medication (ID) | Involuntary Medication Procedure (IP) |
|-------------------|----------------|------------------------|--------------------|--------------------|---|-----------------------------------|--|
| | | Alcohol /Drugs (AH) | Commitment (EM) | | | | |
| 8 | Jackson | 0 | 0 | 0 | 0 | 0 | 0 |
| | Larimer | 2 | 0 | 6 | 0 | 0 | 0 |
| | <i>Total</i> | 2 | 0 | 6 | 0 | 0 | 0 |
| 9 | Garfield | 0 | 0 | 1 | 0 | 0 | 0 |
| | Pitkin | 0 | 0 | 0 | 0 | 0 | 0 |
| | Rio Blanco | 0 | 0 | 0 | 0 | 0 | 0 |
| | <i>Total</i> | 0 | 0 | 1 | 0 | 0 | 0 |
| 10 | Pueblo | 0 | 0 | 24 | 4 | 147 | 0 |
| 11 | Chaffee | 0 | 0 | 0 | 0 | 0 | 0 |
| | Custer | 0 | 0 | 0 | 0 | 0 | 0 |
| | Fremont | 0 | 0 | 1 | 0 | 0 | 0 |
| | Park | 0 | 0 | 0 | 0 | 0 | 0 |
| | <i>Total</i> | 0 | 0 | 1 | 0 | 0 | 0 |
| 12 | Alamosa | 0 | 0 | 1 | 0 | 0 | 0 |
| | Conejos | 0 | 0 | 0 | 0 | 0 | 0 |
| | Costilla | 0 | 0 | 0 | 0 | 0 | 0 |
| | Mineral | 0 | 0 | 0 | 0 | 0 | 0 |
| | Rio Grande | 0 | 0 | 0 | 0 | 0 | 0 |
| | Saguache | 0 | 0 | 1 | 0 | 0 | 0 |
| | <i>Total</i> | 0 | 0 | 2 | 0 | 0 | 0 |
| 13 | Kit Carson | 0 | 0 | 0 | 1 | 0 | 0 |
| | Logan | 0 | 0 | 0 | 2 | 0 | 0 |
| | Morgan | 0 | 0 | 0 | 2 | 0 | 0 |
| | Phillips | 0 | 0 | 0 | 0 | 0 | 0 |
| | Sedgwick | 0 | 0 | 0 | 0 | 0 | 0 |
| | Washington | 0 | 0 | 0 | 0 | 0 | 0 |
| | Yuma | 0 | 0 | 0 | 0 | 0 | 0 |
| | <i>Total</i> | 0 | 0 | 0 | 5 | 0 | 0 |
| 14 | Grand | 0 | 0 | 0 | 0 | 0 | 0 |
| | Moffat | 0 | 0 | 0 | 0 | 0 | 0 |
| | Routt | 0 | 0 | 0 | 0 | 0 | 0 |
| | <i>Total</i> | 0 | 0 | 0 | 0 | 0 | 0 |

**Table 23:
District Court Mental Health Filings by Case Type
Fiscal Year 2022**

| Judicial District | Court Location | Long Term Certification (LC) | Long Term Change of Venue (LV) | Other (OT) | Short Term (ST) | Short Term COV (VS) | 72 Hour Hold (72) | Total |
|-------------------|----------------|------------------------------|--------------------------------|------------|-----------------|---------------------|-------------------|------------|
| 8 | Jackson | 0 | 0 | 0 | 0 | 0 | 0 | 0 |
| | Larimer | 0 | 0 | 6 | 503 | 0 | 0 | 517 |
| | <i>Total</i> | <i>0</i> | <i>0</i> | <i>6</i> | <i>503</i> | <i>0</i> | <i>0</i> | <i>517</i> |
| 9 | Garfield | 0 | 0 | 0 | 38 | 0 | 0 | 39 |
| | Pitkin | 0 | 0 | 0 | 2 | 0 | 1 | 3 |
| | Rio Blanco | 0 | 0 | 0 | 1 | 0 | 0 | 1 |
| | <i>Total</i> | <i>0</i> | <i>0</i> | <i>0</i> | <i>41</i> | <i>0</i> | <i>1</i> | <i>43</i> |
| 10 | Pueblo | 2 | 3 | 0 | 183 | 8 | 1 | 372 |
| | Chaffee | 0 | 0 | 0 | 14 | 0 | 0 | 14 |
| 11 | Custer | 0 | 0 | 0 | 1 | 0 | 0 | 1 |
| | Fremont | 0 | 0 | 0 | 25 | 0 | 0 | 26 |
| | Park | 0 | 0 | 0 | 18 | 0 | 0 | 18 |
| | <i>Total</i> | <i>0</i> | <i>0</i> | <i>0</i> | <i>58</i> | <i>0</i> | <i>0</i> | <i>59</i> |
| | Alamosa | 0 | 0 | 0 | 8 | 5 | 46 | 60 |
| 12 | Conejos | 0 | 0 | 0 | 0 | 2 | 7 | 9 |
| | Costilla | 0 | 0 | 0 | 3 | 0 | 3 | 6 |
| | Mineral | 0 | 0 | 0 | 0 | 0 | 1 | 1 |
| | Rio Grande | 0 | 0 | 0 | 5 | 0 | 22 | 27 |
| | Saguache | 0 | 0 | 0 | 1 | 0 | 8 | 10 |
| | <i>Total</i> | <i>0</i> | <i>0</i> | <i>0</i> | <i>17</i> | <i>7</i> | <i>87</i> | <i>113</i> |
| | Kit Carson | 0 | 0 | 0 | 8 | 0 | 3 | 12 |
| 13 | Logan | 0 | 0 | 0 | 24 | 0 | 4 | 30 |
| | Morgan | 0 | 0 | 0 | 21 | 0 | 2 | 25 |
| | Phillips | 0 | 0 | 0 | 0 | 0 | 1 | 1 |
| | Sedgwick | 0 | 0 | 0 | 3 | 0 | 2 | 5 |
| | Washington | 0 | 0 | 0 | 2 | 0 | 1 | 3 |
| | Yuma | 0 | 0 | 0 | 9 | 0 | 0 | 9 |
| | <i>Total</i> | <i>0</i> | <i>0</i> | <i>0</i> | <i>67</i> | <i>0</i> | <i>13</i> | <i>85</i> |
| | 14 | Grand | 0 | 0 | 0 | 3 | 0 | 0 |
| Moffat | | 0 | 0 | 0 | 2 | 0 | 0 | 2 |
| Routt | | 0 | 0 | 0 | 6 | 0 | 4 | 10 |
| <i>Total</i> | | <i>0</i> | <i>0</i> | <i>0</i> | <i>11</i> | <i>0</i> | <i>4</i> | <i>15</i> |

**Table 23:
District Court Mental Health Filings by Case Type
Fiscal Year 2022**

| Judicial District | Court Location | Alcohol /Drugs (AH) | Emergency Commitment (EM) | Evaluation (EV) | Imposition of Legal Disability (LD) | Involuntary Medication (ID) | Involuntary Medication Procedure (IP) |
|----------------------------|----------------|------------------------|---------------------------------|--------------------|---|-----------------------------------|--|
| 15 | Baca | 0 | 0 | 0 | 0 | 0 | 0 |
| | Cheyenne | 0 | 0 | 0 | 0 | 0 | 0 |
| | Kiowa | 0 | 0 | 0 | 0 | 0 | 0 |
| | Prowers | 0 | 0 | 0 | 0 | 0 | 0 |
| | <i>Total</i> | <i>0</i> | <i>0</i> | <i>0</i> | <i>0</i> | <i>0</i> | <i>0</i> |
| 16 | Bent | 0 | 0 | 0 | 0 | 0 | 0 |
| | Crowley | 0 | 0 | 0 | 0 | 0 | 0 |
| | Otero | 0 | 0 | 1 | 0 | 0 | 0 |
| | <i>Total</i> | <i>0</i> | <i>0</i> | <i>1</i> | <i>0</i> | <i>0</i> | <i>0</i> |
| 17 | Adams | 10 | 0 | 1 | 0 | 0 | 0 |
| | Broomfield | 0 | 0 | 0 | 0 | 0 | 0 |
| | <i>Total</i> | <i>10</i> | <i>0</i> | <i>1</i> | <i>0</i> | <i>0</i> | <i>0</i> |
| 18 | Arapahoe | 10 | 0 | 40 | 2 | 0 | 0 |
| | Douglas | 3 | 0 | 5 | 1 | 0 | 0 |
| | Elbert | 0 | 0 | 0 | 0 | 0 | 0 |
| | Lincoln | 0 | 0 | 0 | 0 | 0 | 0 |
| | <i>Total</i> | <i>13</i> | <i>0</i> | <i>45</i> | <i>3</i> | <i>0</i> | <i>0</i> |
| 19 | Weld | 3 | 0 | 1 | 0 | 1 | 0 |
| 20 | Boulder | 1 | 0 | 30 | 0 | 0 | 0 |
| 21 | Mesa | 2 | 0 | 0 | 5 | 0 | 0 |
| 22 | Dolores | 0 | 0 | 0 | 0 | 0 | 0 |
| | Montezuma | 0 | 0 | 0 | 0 | 0 | 0 |
| | <i>Total</i> | <i>0</i> | <i>0</i> | <i>0</i> | <i>0</i> | <i>0</i> | <i>0</i> |
| <i>State Total</i> | | <i>100</i> | <i>0</i> | <i>214</i> | <i>21</i> | <i>160</i> | <i>0</i> |
| <i>Percent State Total</i> | | <i>1%</i> | <i>0%</i> | <i>3%</i> | <i>0%</i> | <i>2%</i> | <i>0%</i> |

**Table 23:
District Court Mental Health Filings by Case Type
Fiscal Year 2022**

| Judicial District | Court Location | Long Term Certification (LC) | Long Term Change of Venue (LV) | Other (OT) | Short Term (ST) | Short Term COV (VS) | 72 Hour Hold (72) | Total |
|----------------------------|----------------|------------------------------|--------------------------------|--------------|-----------------|---------------------|-------------------|--------------|
| 15 | Baca | 1 | 0 | 0 | 0 | 0 | 0 | 1 |
| | Cheyenne | 0 | 0 | 0 | 0 | 0 | 0 | 0 |
| | Kiowa | 0 | 0 | 0 | 0 | 0 | 0 | 0 |
| | Prowers | 0 | 0 | 0 | 6 | 0 | 1 | 7 |
| | Total | 1 | 0 | 0 | 6 | 0 | 1 | 8 |
| 16 | Bent | 0 | 0 | 0 | 6 | 0 | 0 | 6 |
| | Crowley | 0 | 0 | 0 | 3 | 0 | 0 | 3 |
| | Otero | 1 | 0 | 0 | 14 | 0 | 1 | 17 |
| | Total | 1 | 0 | 0 | 23 | 0 | 1 | 26 |
| 17 | Adams | 0 | 0 | 0 | 495 | 2 | 0 | 508 |
| | Broomfield | 0 | 0 | 0 | 52 | 0 | 1 | 53 |
| | Total | 0 | 0 | 0 | 547 | 2 | 1 | 561 |
| 18 | Arapahoe | 0 | 3 | 0 | 803 | 3 | 0 | 861 |
| | Douglas | 6 | 2 | 0 | 286 | 4 | 0 | 307 |
| | Elbert | 0 | 0 | 0 | 19 | 0 | 2 | 21 |
| | Lincoln | 0 | 0 | 0 | 2 | 0 | 1 | 3 |
| | Total | 6 | 5 | 0 | 1,110 | 7 | 3 | 1,192 |
| 19 | Weld | 0 | 0 | 0 | 241 | 1 | 0 | 247 |
| 20 | Boulder | 0 | 2 | 0 | 403 | 8 | 0 | 444 |
| 21 | Mesa | 0 | 5 | 0 | 304 | 1 | 0 | 317 |
| 22 | Dolores | 0 | 0 | 0 | 1 | 0 | 0 | 1 |
| | Montezuma | 0 | 0 | 0 | 10 | 0 | 0 | 10 |
| | Total | 0 | 0 | 0 | 11 | 0 | 0 | 11 |
| State Total | | 47 | 29 | 6 | 6,339 | 48 | 156 | 7,120 |
| Percent State Total | | 1% | 0.41% | 0.08% | 89% | 0.67% | 2% | 100% |

**Table 24:
District Court Probate Filings by Case Type
Fiscal Year 2022**

| Judicial District | Court Location | Ancillary Proceedings (AC) | Conservatorship/Adult (CN) | Conservator/Guardian-Adult (CG) | Conservatorship/Minor (CB or CY) | Conservatorship/Guardian-Minor (CR) | Disclaimer (DC) | Determination of Heirship (DH) |
|-------------------|----------------|----------------------------|----------------------------|---------------------------------|----------------------------------|-------------------------------------|-----------------|--------------------------------|
| 1 | Gilpin | 4 | 0 | 1 | 0 | 0 | 0 | 0 |
| | Jefferson | 10 | 29 | 47 | 21 | 4 | 0 | 3 |
| | Total | 14 | 29 | 48 | 21 | 4 | 0 | 3 |
| 2 | Denver Probate | 16 | 30 | 53 | 21 | 8 | 0 | 5 |
| 3 | Huerfano | 9 | 0 | 0 | 0 | 0 | 0 | 1 |
| | Las Animas | 8 | 0 | 0 | 0 | 0 | 0 | 0 |
| | Total | 17 | 0 | 0 | 0 | 0 | 0 | 1 |
| 4 | El Paso | 28 | 32 | 46 | 81 | 8 | 0 | 6 |
| | Teller | 7 | 0 | 1 | 1 | 2 | 0 | 0 |
| | Total | 35 | 32 | 47 | 82 | 10 | 0 | 6 |
| 5 | Clear Creek | 5 | 0 | 0 | 0 | 0 | 0 | 0 |
| | Eagle | 23 | 0 | 0 | 4 | 0 | 0 | 0 |
| | Lake | 3 | 0 | 1 | 0 | 0 | 0 | 0 |
| | Summit | 22 | 0 | 1 | 3 | 0 | 0 | 0 |
| | Total | 53 | 0 | 2 | 7 | 0 | 0 | 0 |
| 6 | Archuleta | 22 | 0 | 3 | 3 | 0 | 0 | 0 |
| | La Plata | 30 | 1 | 5 | 2 | 0 | 0 | 4 |
| | San Juan | 0 | 0 | 0 | 0 | 0 | 0 | 0 |
| | Total | 52 | 1 | 8 | 5 | 0 | 0 | 4 |
| 7 | Delta | 4 | 4 | 3 | 0 | 0 | 0 | 1 |
| | Gunnison | 10 | 2 | 4 | 0 | 1 | 0 | 0 |
| | Hinsdale | 3 | 0 | 0 | 0 | 0 | 0 | 0 |
| | Montrose | 3 | 3 | 10 | 4 | 0 | 0 | 0 |
| | Ouray | 0 | 0 | 0 | 0 | 1 | 0 | 0 |
| | San Miguel | 8 | 0 | 0 | 1 | 0 | 0 | 1 |
| | Total | 28 | 9 | 17 | 5 | 2 | 0 | 2 |

*Single Transaction cases include the approval of personal injury settlements and personal injury settlements by insurance company cases.

**Table 24:
District Court Probate Filings by Case Type
Fiscal Year 2022**

| Judicial District | Court Location | Foreign Protective Proceeding | Guardianship/ | Guardianship/ | Intestate | Intestate | Other | Public Administrator Statement | Registration of Foreign Order | Single* |
|-------------------|----------------|-------------------------------|--------------------------|------------------|-------------|---------------|-------|--------------------------------|-------------------------------|---------|
| | | (FP) | Guardianship/ Adult (GA) | Minor (GB or GD) | Formal (IF) | Informal (II) | (OT) | (PX) | (FO) | (SN) |
| 1 | Gilpin | 0 | 1 | 0 | 1 | 8 | 0 | 0 | 0 | 1 |
| | Jefferson | 2 | 63 | 65 | 73 | 388 | 5 | 0 | 0 | 46 |
| | Total | 2 | 64 | 65 | 74 | 396 | 5 | 0 | 0 | 47 |
| 2 | Denver Probate | 2 | 146 | 102 | 108 | 476 | 22 | 27 | 3 | 86 |
| 3 | Huerfano | 0 | 0 | 0 | 4 | 24 | 0 | 0 | 0 | 0 |
| | Las Animas | 0 | 3 | 4 | 6 | 30 | 0 | 0 | 0 | 0 |
| | Total | 0 | 3 | 4 | 10 | 54 | 0 | 0 | 0 | 0 |
| 4 | El Paso | 0 | 153 | 184 | 61 | 442 | 2 | 95 | 0 | 50 |
| | Teller | 0 | 10 | 3 | 1 | 28 | 0 | 0 | 0 | 1 |
| | Total | 0 | 163 | 187 | 62 | 470 | 2 | 95 | 0 | 51 |
| 5 | Clear Creek | 0 | 2 | 1 | 4 | 6 | 0 | 0 | 0 | 1 |
| | Eagle | 0 | 3 | 10 | 1 | 18 | 1 | 0 | 1 | 1 |
| | Lake | 0 | 1 | 0 | 0 | 8 | 0 | 0 | 0 | 0 |
| | Summit | 0 | 1 | 1 | 2 | 11 | 0 | 0 | 0 | 2 |
| | Total | 0 | 7 | 12 | 7 | 43 | 1 | 0 | 1 | 4 |
| 6 | Archuleta | 0 | 0 | 3 | 4 | 13 | 0 | 0 | 0 | 2 |
| | La Plata | 1 | 13 | 11 | 5 | 42 | 0 | 0 | 0 | 6 |
| | San Juan | 0 | 0 | 0 | 0 | 1 | 0 | 0 | 0 | 0 |
| | Total | 1 | 13 | 14 | 9 | 56 | 0 | 0 | 0 | 8 |
| 7 | Delta | 1 | 6 | 0 | 3 | 44 | 0 | 0 | 0 | 2 |
| | Gunnison | 0 | 1 | 2 | 4 | 11 | 0 | 0 | 0 | 0 |
| | Hinsdale | 0 | 0 | 0 | 0 | 3 | 0 | 0 | 0 | 0 |
| | Montrose | 0 | 10 | 6 | 5 | 61 | 3 | 0 | 1 | 5 |
| | Ouray | 0 | 0 | 0 | 0 | 7 | 0 | 0 | 0 | 1 |
| | San Miguel | 0 | 0 | 1 | 1 | 5 | 0 | 0 | 0 | 0 |
| | Total | 1 | 17 | 9 | 13 | 131 | 3 | 0 | 1 | 8 |

*Single Transaction cases include the approval of personal injury settlements and personal injury settlements by insurance company cases.

**Table 24:
District Court Probate Filings by Case Type
Fiscal Year 2022**

| Judicial District | Court Location | Special | | Testate Formal (TF) | Testate Informal (TI) | Trust (TU) | Trust Registration (TG) | Uniform Veterans Guardianship Act (UV) | Will Transfer (WT) | Total |
|-------------------|----------------|-----------------------------------|---|---------------------|-----------------------|------------|-------------------------|--|--------------------|--------------|
| | | Special Administrator Formal (AF) | Special Administrator Informal (AE or AI) | | | | | | | |
| 1 | Gilpin | 0 | 0 | 0 | 8 | 0 | 0 | 0 | 0 | 24 |
| | Jefferson | 11 | 2 | 136 | 891 | 26 | 67 | 0 | 7 | 1,896 |
| | Total | 11 | 2 | 136 | 899 | 26 | 67 | 0 | 7 | 1,920 |
| 2 | Denver Probate | 10 | 1 | 169 | 738 | 71 | 100 | 0 | 9 | 2,203 |
| 3 | Huerfano | 0 | 0 | 2 | 15 | 0 | 1 | 0 | 0 | 56 |
| | Las Animas | 0 | 0 | 1 | 31 | 1 | 0 | 0 | 0 | 84 |
| | Total | 0 | 0 | 3 | 46 | 1 | 1 | 0 | 0 | 140 |
| 4 | El Paso | 5 | 0 | 92 | 820 | 32 | 93 | 0 | 11 | 2,241 |
| | Teller | 0 | 0 | 5 | 37 | 4 | 2 | 0 | 0 | 102 |
| | Total | 5 | 0 | 97 | 857 | 36 | 95 | 0 | 11 | 2,343 |
| 5 | Clear Creek | 0 | 0 | 1 | 17 | 0 | 0 | 0 | 0 | 37 |
| | Eagle | 0 | 0 | 7 | 33 | 0 | 6 | 0 | 0 | 108 |
| | Lake | 0 | 0 | 0 | 7 | 0 | 1 | 0 | 0 | 21 |
| | Summit | 0 | 0 | 5 | 20 | 0 | 3 | 0 | 0 | 71 |
| | Total | 0 | 0 | 13 | 77 | 0 | 10 | 0 | 0 | 237 |
| 6 | Archuleta | 0 | 0 | 1 | 30 | 0 | 0 | 0 | 0 | 81 |
| | La Plata | 0 | 0 | 10 | 99 | 5 | 9 | 0 | 0 | 243 |
| | San Juan | 0 | 0 | 1 | 3 | 0 | 0 | 0 | 0 | 5 |
| | Total | 0 | 0 | 12 | 132 | 5 | 9 | 0 | 0 | 329 |
| 7 | Delta | 0 | 1 | 8 | 64 | 2 | 7 | 0 | 0 | 150 |
| | Gunnison | 0 | 0 | 2 | 31 | 0 | 0 | 0 | 0 | 68 |
| | Hinsdale | 0 | 0 | 0 | 0 | 0 | 0 | 0 | 0 | 6 |
| | Montrose | 0 | 0 | 15 | 93 | 0 | 4 | 0 | 0 | 223 |
| | Ouray | 0 | 0 | 0 | 7 | 0 | 0 | 0 | 0 | 16 |
| | San Miguel | 1 | 0 | 2 | 7 | 0 | 0 | 0 | 0 | 27 |
| Total | 1 | 1 | 27 | 202 | 2 | 11 | 0 | 0 | 490 | |

*Single Transaction cases include the approval of personal injury settlements and personal injury settlements by insurance company cases.

**Table 24:
District Court Probate Filings by Case Type
Fiscal Year 2022**

| Judicial District | Court Location | Ancillary Proceedings (AC) | Conservatorship/Adult (CN) | Conservatorship/Guardian-Adult (CG) | Conservatorship/Minor (CB or CY) | Conservatorship/Guardian-Minor (CR) | Disclaimer (DC) | Determination of Heirship (DH) |
|-------------------|----------------|----------------------------|----------------------------|-------------------------------------|----------------------------------|-------------------------------------|-----------------|--------------------------------|
| 8 | Jackson | 0 | 0 | 0 | 0 | 0 | 0 | 0 |
| | Larimer | 16 | 8 | 23 | 18 | 0 | 0 | 3 |
| | <i>Total</i> | 16 | 8 | 23 | 18 | 0 | 0 | 3 |
| 9 | Garfield | 7 | 1 | 4 | 0 | 0 | 0 | 2 |
| | Pitkin | 8 | 0 | 1 | 0 | 0 | 0 | 0 |
| | Rio Blanco | 2 | 0 | 0 | 2 | 0 | 0 | 1 |
| | <i>Total</i> | 17 | 1 | 5 | 2 | 0 | 0 | 3 |
| 10 | Pueblo | 17 | 7 | 21 | 23 | 1 | 0 | 10 |
| 11 | Chaffee | 7 | 0 | 2 | 4 | 0 | 0 | 1 |
| | Custer | 12 | 0 | 0 | 0 | 0 | 0 | 2 |
| | Fremont | 6 | 2 | 1 | 2 | 0 | 0 | 4 |
| | Park | 23 | 3 | 3 | 1 | 0 | 0 | 1 |
| | <i>Total</i> | 48 | 5 | 6 | 7 | 0 | 0 | 8 |
| 12 | Alamosa | 2 | 6 | 3 | 1 | 0 | 0 | 0 |
| | Conejos | 2 | 0 | 0 | 0 | 0 | 0 | 0 |
| | Costilla | 46 | 0 | 0 | 0 | 0 | 0 | 2 |
| | Mineral | 5 | 2 | 0 | 0 | 0 | 0 | 0 |
| | Rio Grande | 10 | 3 | 0 | 0 | 0 | 0 | 0 |
| | Saguache | 1 | 2 | 0 | 0 | 0 | 0 | 1 |
| | <i>Total</i> | 66 | 13 | 3 | 1 | 0 | 0 | 3 |
| 13 | Kit Carson | 4 | 0 | 1 | 0 | 0 | 0 | 5 |
| | Logan | 3 | 1 | 0 | 0 | 0 | 0 | 0 |
| | Morgan | 0 | 2 | 5 | 7 | 0 | 0 | 3 |
| | Phillips | 4 | 1 | 1 | 1 | 0 | 0 | 0 |
| | Sedgwick | 1 | 0 | 0 | 0 | 0 | 0 | 0 |
| | Washington | 5 | 0 | 1 | 0 | 0 | 0 | 4 |
| | Yuma | 4 | 0 | 1 | 0 | 0 | 0 | 1 |
| | <i>Total</i> | 21 | 4 | 9 | 8 | 0 | 0 | 13 |
| 14 | Grand | 13 | 0 | 0 | 2 | 0 | 0 | 2 |
| | Moffat | 3 | 0 | 1 | 0 | 0 | 0 | 6 |
| | Routt | 10 | 0 | 2 | 1 | 0 | 0 | 0 |
| | <i>Total</i> | 26 | 0 | 3 | 3 | 0 | 0 | 8 |

*Single Transaction cases include the approval of personal injury settlements and personal injury settlements by insurance company cases.

**Table 24:
District Court Probate Filings by Case Type
Fiscal Year 2022**

| Judicial District | Court Location | Foreign | Guardianship/ Intestate | | | | Public | | | Single* Transaction (SN) |
|-------------------|----------------|----------------------------|--------------------------|------------------|-------------|-------------------------|------------|------------------------------|------------------------------------|--------------------------|
| | | Protective Proceeding (FP) | Guardianship/ Adult (GA) | Minor (GB or GD) | Formal (IF) | Intestate Informal (II) | Other (OT) | Administrator Statement (PX) | Registration of Foreign Order (FO) | |
| 8 | Jackson | 0 | 0 | 0 | 0 | 3 | 0 | 0 | 0 | 0 |
| | Larimer | 0 | 55 | 28 | 23 | 179 | 8 | 17 | 0 | 16 |
| | Total | 0 | 55 | 28 | 23 | 182 | 8 | 17 | 0 | 16 |
| 9 | Garfield | 0 | 9 | 5 | 4 | 28 | 4 | 0 | 0 | 2 |
| | Pitkin | 0 | 1 | 1 | 3 | 18 | 0 | 0 | 0 | 1 |
| | Rio Blanco | 0 | 2 | 3 | 0 | 10 | 2 | 0 | 0 | 1 |
| | Total | 0 | 12 | 9 | 7 | 56 | 6 | 0 | 0 | 4 |
| 10 | Pueblo | 0 | 61 | 74 | 63 | 240 | 2 | 0 | 0 | 20 |
| 11 | Chaffee | 0 | 1 | 1 | 3 | 15 | 0 | 0 | 0 | 1 |
| | Custer | 0 | 2 | 1 | 2 | 15 | 0 | 0 | 0 | 1 |
| | Fremont | 0 | 7 | 7 | 9 | 66 | 1 | 0 | 0 | 0 |
| | Park | 1 | 8 | 3 | 7 | 29 | 0 | 0 | 0 | 3 |
| | Total | 1 | 18 | 12 | 21 | 125 | 1 | 0 | 0 | 5 |
| 12 | Alamosa | 0 | 11 | 5 | 5 | 16 | 0 | 0 | 1 | 1 |
| | Conejos | 2 | 4 | 1 | 7 | 19 | 0 | 0 | 0 | 0 |
| | Costilla | 0 | 3 | 3 | 10 | 35 | 0 | 0 | 0 | 0 |
| | Mineral | 0 | 1 | 0 | 0 | 1 | 0 | 0 | 0 | 0 |
| | Rio Grande | 0 | 6 | 3 | 3 | 15 | 0 | 0 | 0 | 0 |
| | Saguache | 0 | 3 | 1 | 1 | 10 | 0 | 0 | 0 | 0 |
| Total | 2 | 28 | 13 | 26 | 96 | 0 | 0 | 1 | 1 | |
| 13 | Kit Carson | 0 | 1 | 3 | 0 | 10 | 1 | 0 | 0 | 1 |
| | Logan | 0 | 1 | 5 | 1 | 22 | 1 | 0 | 0 | 1 |
| | Morgan | 1 | 7 | 18 | 3 | 30 | 1 | 0 | 0 | 5 |
| | Phillips | 0 | 0 | 1 | 0 | 4 | 0 | 0 | 0 | 1 |
| | Sedgwick | 0 | 1 | 0 | 0 | 4 | 0 | 0 | 0 | 0 |
| | Washington | 0 | 0 | 1 | 6 | 5 | 1 | 0 | 0 | 0 |
| | Yuma | 0 | 1 | 1 | 6 | 7 | 1 | 0 | 0 | 0 |
| | Total | 1 | 11 | 29 | 16 | 82 | 5 | 0 | 0 | 8 |
| 14 | Grand | 0 | 1 | 1 | 0 | 16 | 1 | 0 | 0 | 0 |
| | Moffat | 0 | 3 | 0 | 3 | 14 | 0 | 0 | 0 | 1 |
| | Routt | 0 | 1 | 1 | 3 | 21 | 0 | 0 | 0 | 2 |
| | Total | 0 | 5 | 2 | 6 | 51 | 1 | 0 | 0 | 3 |

*Single Transaction cases include the approval of personal injury settlements and personal injury settlements by insurance company cases.

**Table 24:
District Court Probate Filings by Case Type
Fiscal Year 2022**

| Judicial District | Court Location | Special | | | | | Trust Registration (TG) | Uniform Veterans Guardianship Act (UV) | Will Transfer (WT) | Total |
|-------------------|----------------|-----------------------------------|-----------------------------------|---------------------|-----------------------|------------|-------------------------|--|--------------------|-------|
| | | Special Administrator Formal (AF) | Administrator Informal (AE or AI) | Testate Formal (TF) | Testate Informal (TI) | Trust (TU) | | | | |
| 8 | Jackson | 0 | 0 | 0 | 3 | 0 | 0 | 0 | 0 | 6 |
| | Larimer | 2 | 3 | 37 | 480 | 14 | 37 | 0 | 2 | 969 |
| | Total | 2 | 3 | 37 | 483 | 14 | 37 | 0 | 2 | 975 |
| 9 | Garfield | 0 | 0 | 5 | 71 | 2 | 4 | 0 | 0 | 148 |
| | Pitkin | 1 | 0 | 2 | 27 | 1 | 2 | 0 | 0 | 66 |
| | Rio Blanco | 0 | 0 | 1 | 15 | 0 | 0 | 0 | 0 | 39 |
| | Total | 1 | 0 | 8 | 113 | 3 | 6 | 0 | 0 | 253 |
| 10 | Pueblo | 0 | 0 | 58 | 267 | 5 | 13 | 0 | 1 | 883 |
| 11 | Chaffee | 0 | 0 | 5 | 46 | 2 | 1 | 0 | 0 | 89 |
| | Custer | 0 | 0 | 3 | 19 | 0 | 1 | 0 | 0 | 58 |
| | Fremont | 0 | 0 | 10 | 91 | 0 | 7 | 0 | 0 | 213 |
| | Park | 0 | 0 | 5 | 28 | 0 | 3 | 0 | 0 | 118 |
| | Total | 0 | 0 | 23 | 184 | 2 | 12 | 0 | 0 | 478 |
| 12 | Alamosa | 1 | 0 | 0 | 24 | 1 | 2 | 0 | 0 | 79 |
| | Conejos | 0 | 0 | 2 | 13 | 0 | 0 | 0 | 0 | 50 |
| | Costilla | 0 | 0 | 4 | 28 | 0 | 4 | 0 | 0 | 135 |
| | Mineral | 0 | 0 | 1 | 2 | 0 | 0 | 0 | 0 | 12 |
| | Rio Grande | 0 | 0 | 5 | 15 | 0 | 1 | 0 | 0 | 61 |
| | Saguache | 0 | 0 | 2 | 9 | 0 | 0 | 0 | 0 | 30 |
| Total | 1 | 0 | 14 | 91 | 1 | 7 | 0 | 0 | 367 | |
| 13 | Kit Carson | 0 | 1 | 0 | 16 | 0 | 0 | 0 | 0 | 43 |
| | Logan | 0 | 0 | 3 | 51 | 2 | 10 | 0 | 0 | 101 |
| | Morgan | 0 | 1 | 2 | 64 | 0 | 1 | 0 | 0 | 150 |
| | Phillips | 0 | 1 | 1 | 9 | 0 | 0 | 0 | 0 | 24 |
| | Sedgwick | 0 | 0 | 1 | 6 | 0 | 0 | 0 | 0 | 13 |
| | Washington | 0 | 0 | 1 | 14 | 0 | 0 | 0 | 0 | 38 |
| | Yuma | 0 | 0 | 0 | 25 | 1 | 1 | 0 | 0 | 49 |
| | Total | 0 | 3 | 8 | 185 | 3 | 12 | 0 | 0 | 418 |
| 14 | Grand | 0 | 0 | 0 | 13 | 0 | 3 | 0 | 0 | 52 |
| | Moffat | 0 | 0 | 3 | 27 | 0 | 0 | 0 | 0 | 61 |
| | Routt | 0 | 0 | 5 | 25 | 3 | 3 | 0 | 0 | 77 |
| | Total | 0 | 0 | 8 | 65 | 3 | 6 | 0 | 0 | 190 |

*Single Transaction cases include the approval of personal injury settlements and personal injury settlements by insurance company cases.

**Table 24:
District Court Probate Filings by Case Type
Fiscal Year 2022**

| Judicial District | Court Location | Ancillary Proceedings (AC) | Conservatorship/Adult (CN) | Conservator/Guardian-Adult (CG) | Conservatorship/Minor (CB or CY) | Conservatorship/Guardian-Minor (CR) | Disclaimer (DC) | Determination of Heirship (DH) |
|-------------------------------|----------------|----------------------------|----------------------------|---------------------------------|----------------------------------|-------------------------------------|-----------------|--------------------------------|
| 15 | Baca | 5 | 1 | 0 | 0 | 0 | 0 | 2 |
| | Cheyenne | 8 | 0 | 0 | 1 | 0 | 0 | 2 |
| | Kiowa | 6 | 1 | 0 | 0 | 0 | 0 | 1 |
| | Prowers | 7 | 0 | 1 | 0 | 0 | 0 | 5 |
| | Total | 26 | 2 | 1 | 1 | 0 | 0 | 10 |
| 16 | Bent | 2 | 0 | 0 | 0 | 0 | 0 | 1 |
| | Crowley | 1 | 0 | 0 | 0 | 0 | 0 | 1 |
| | Otero | 0 | 0 | 0 | 2 | 2 | 0 | 9 |
| | Total | 3 | 0 | 0 | 2 | 2 | 0 | 11 |
| 17 | Adams | 8 | 16 | 44 | 25 | 9 | 0 | 11 |
| | Broomfield | 1 | 0 | 9 | 5 | 0 | 0 | 0 |
| | Total | 9 | 16 | 53 | 30 | 9 | 0 | 11 |
| 18 | Arapahoe | 14 | 33 | 62 | 46 | 6 | 1 | 2 |
| | Douglas | 5 | 16 | 19 | 30 | 2 | 0 | 0 |
| | Elbert | 3 | 0 | 2 | 1 | 0 | 0 | 0 |
| | Lincoln | 2 | 0 | 0 | 0 | 0 | 0 | 2 |
| | Total | 24 | 49 | 83 | 77 | 8 | 1 | 4 |
| 19 | Weld | 46 | 9 | 24 | 30 | 3 | 0 | 47 |
| 20 | Boulder | 17 | 18 | 29 | 12 | 1 | 0 | 2 |
| 21 | Mesa | 3 | 12 | 33 | 5 | 1 | 0 | 1 |
| 22 | Dolores | 1 | 0 | 0 | 0 | 0 | 0 | 0 |
| | Montezuma | 6 | 0 | 2 | 2 | 1 | 0 | 0 |
| | Total | 7 | 0 | 2 | 2 | 1 | 0 | 0 |
| State Total | | 561 | 245 | 470 | 362 | 50 | 1 | 155 |
| Percent of State Total | | 3% | 1% | 3% | 2% | 0.27% | 0% | 1% |

*Single Transaction cases include the approval of personal injury settlements and personal injury settlements by insurance company cases.

**Table 24:
District Court Probate Filings by Case Type
Fiscal Year 2022**

| Judicial District | Court Location | Foreign | | | | | Public | | | |
|-------------------------------|----------------|----------------------------|--------------------------|--------------------------------|-----------------------|-------------------------|--------------|------------------------------|------------------------------------|--------------------------|
| | | Protective Proceeding (FP) | Guardianship/ Adult (GA) | Guardianship/ Minor (GB or GD) | Intestate Formal (IF) | Intestate Informal (II) | Other (OT) | Administrator Statement (PX) | Registration of Foreign Order (FO) | Single* Transaction (SN) |
| 15 | Baca | 0 | 1 | 8 | 0 | 16 | 0 | 0 | 0 | 0 |
| | Cheyenne | 0 | 0 | 0 | 0 | 2 | 0 | 0 | 0 | 0 |
| | Kiowa | 0 | 1 | 0 | 0 | 2 | 0 | 0 | 0 | 0 |
| | Prowers | 0 | 3 | 8 | 1 | 9 | 1 | 0 | 0 | 0 |
| | Total | 0 | 5 | 16 | 1 | 29 | 1 | 0 | 0 | 0 |
| 16 | Bent | 0 | 0 | 0 | 1 | 10 | 0 | 0 | 0 | 0 |
| | Crowley | 0 | 3 | 0 | 0 | 4 | 0 | 0 | 0 | 5 |
| | Otero | 0 | 9 | 1 | 8 | 32 | 1 | 0 | 1 | 0 |
| | Total | 0 | 12 | 1 | 9 | 46 | 1 | 0 | 1 | 5 |
| 17 | Adams | 1 | 63 | 47 | 74 | 331 | 3 | 34 | 1 | 70 |
| | Broomfield | 0 | 5 | 2 | 9 | 27 | 0 | 0 | 0 | 9 |
| | Total | 1 | 68 | 49 | 83 | 358 | 3 | 34 | 1 | 79 |
| 18 | Arapahoe | 2 | 160 | 105 | 104 | 376 | 3 | 6 | 0 | 76 |
| | Douglas | 2 | 60 | 34 | 19 | 115 | 0 | 0 | 0 | 37 |
| | Elbert | 0 | 6 | 2 | 2 | 18 | 1 | 0 | 0 | 0 |
| | Lincoln | 0 | 2 | 0 | 0 | 9 | 0 | 0 | 0 | 1 |
| | Total | 4 | 228 | 141 | 125 | 518 | 4 | 6 | 0 | 114 |
| 19 | Weld | 0 | 54 | 72 | 44 | 280 | 2 | 0 | 0 | 36 |
| 20 | Boulder | 1 | 58 | 27 | 19 | 159 | 2 | 0 | 1 | 13 |
| 21 | Mesa | 0 | 45 | 65 | 49 | 119 | 1 | 7 | 0 | 12 |
| 22 | Dolores | 0 | 0 | 1 | 1 | 7 | 0 | 0 | 0 | 0 |
| | Montezuma | 0 | 3 | 19 | 3 | 51 | 2 | 0 | 2 | 1 |
| | Total | 0 | 3 | 20 | 4 | 58 | 2 | 0 | 2 | 1 |
| State Total | | 16 | 1,076 | 951 | 779 | 4,025 | 72 | 186 | 11 | 521 |
| Percent of State Total | | 0.09% | 6% | 5% | 4% | 21% | 0.38% | 1% | 0.06% | 3% |

*Single Transaction cases include the approval of personal injury settlements and personal injury settlements by insurance company cases.

**Table 24:
District Court Probate Filings by Case Type
Fiscal Year 2022**

| Judicial District | Court Location | Special Administrator | | Testate Formal | Testate Informal | Trust | Trust Registration | Uniform Veterans Guardianship Act | Will Transfer | Total |
|-------------------------------|----------------|-----------------------|---------------------|----------------|------------------|------------|--------------------|-----------------------------------|---------------|---------------|
| | | Formal (AF) | Informal (AE or AI) | (TF) | (TI) | (TU) | (TG) | (UV) | (WT) | |
| 15 | Baca | 0 | 0 | 1 | 21 | 0 | 0 | 0 | 0 | 55 |
| | Cheyenne | 0 | 0 | 1 | 4 | 0 | 0 | 0 | 0 | 18 |
| | Kiowa | 0 | 0 | 1 | 3 | 0 | 0 | 0 | 0 | 15 |
| | Prowers | 0 | 1 | 2 | 21 | 0 | 1 | 0 | 0 | 60 |
| | Total | 0 | 1 | 5 | 49 | 0 | 1 | 0 | 0 | 148 |
| 16 | Bent | 0 | 0 | 0 | 10 | 0 | 0 | 0 | 0 | 24 |
| | Crowley | 0 | 0 | 0 | 11 | 0 | 0 | 0 | 0 | 25 |
| | Otero | 0 | 0 | 0 | 35 | 0 | 1 | 0 | 0 | 101 |
| | Total | 0 | 0 | 0 | 56 | 0 | 1 | 0 | 0 | 150 |
| 17 | Adams | 6 | 0 | 96 | 401 | 13 | 17 | 0 | 2 | 1,272 |
| | Broomfield | 1 | 0 | 3 | 82 | 4 | 7 | 0 | 0 | 164 |
| | Total | 7 | 0 | 99 | 483 | 17 | 24 | 0 | 2 | 1,436 |
| 18 | Arapahoe | 6 | 0 | 125 | 697 | 24 | 77 | 0 | 5 | 1,930 |
| | Douglas | 0 | 1 | 59 | 333 | 13 | 52 | 0 | 2 | 799 |
| | Elbert | 0 | 0 | 5 | 27 | 2 | 4 | 0 | 0 | 73 |
| | Lincoln | 0 | 0 | 2 | 7 | 0 | 1 | 0 | 0 | 26 |
| | Total | 6 | 1 | 191 | 1,064 | 39 | 134 | 0 | 7 | 2,828 |
| 19 | Weld | 2 | 2 | 48 | 396 | 11 | 17 | 0 | 1 | 1,124 |
| 20 | Boulder | 8 | 1 | 64 | 428 | 50 | 37 | 0 | 4 | 951 |
| 21 | Mesa | 2 | 0 | 51 | 276 | 3 | 13 | 0 | 1 | 699 |
| 22 | Dolores | 0 | 0 | 2 | 6 | 1 | 0 | 0 | 0 | 19 |
| | Montezuma | 0 | 0 | 12 | 59 | 0 | 3 | 0 | 0 | 166 |
| | Total | 0 | 0 | 14 | 65 | 1 | 3 | 0 | 0 | 185 |
| State Total | | 56 | 15 | 1,085 | 7,156 | 293 | 616 | 0 | 45 | 18,747 |
| Percent of State Total | | 0.30% | 0.08% | 6% | 38% | 2% | 3% | 0.00% | 0.24% | 100% |

*Single Transaction cases include the approval of personal injury settlements and personal injury settlements by insurance company cases.



*Section IV:
County Court*

County Court Judges

*This list contains the names of Judges that served during FY2022

First Judicial District

Gilpin: David C. Taylor
Jefferson: Bradley A. Burbach
Verna L. Carpenter
Corinne Magid
Sara Garrido
Jennifer Melton
Karolyn (KJ) Moore
Graham Peper
Mark M. Randall
Harold Sargent (retired)
Kristen Wheeler

Denver County Court

Nicole Rodarte, Presiding Judge
effective 01/01/2022
Theresa Spahn, Presiding Judge
David Blackett
Kelly Cherry
Andrea Eddy
Beth Faragher
Olympia Fay
Renee Goble
Clarisse M. Gonzales
Kerri Lombardi
Chelsea Malone
Michelle Martinez
Isabel Pallares
Andre L. Rudolph
Barry Schwartz
Frances Simonet
Judith Smith
Tanja Wheeler
James Zobel

Third Judicial District

Las Animas: John Mochel
Huerfano: Dawn Mann

Fourth Judicial District

El Paso: Samorreyan Burney
Samuel Evig (appointed to District Court)
Yolanda Fennick
Shannon Gerhart
Monica Gomez (appointed to District Court)
Steven Katzman
Dennis McGuire
Cynthia McKedy
Douglas J. Miles (retired)
Meredith Patrick Cord
D. Denise Peacock
Ann M. Rotolo
Teller: Theresa Kilgore

Fifth Judicial District

Clear Creek: Cynthia Jones
Eagle: Rachel Olguin-Fresquez
Lake: Johnathan Sharnis
Summit: Edward J. Casias

Sixth Judicial District

Archuleta: Justin Fay
La Plata: Anne Woods
San Juan: Anthony D. Edwards

Seventh Judicial District

Delta: Bo Zeerip
Gunnison: Ashley M. Burgemeister
Hinsdale: James R. McDonald
Montrose: Bennett A. Morris
Montrose (Nucla): Kurt Beckenhauer
Ouray: Lane P. Thomasson
Ouray: Zachary D. Martin (resigned 02/2022)
San Miguel: Sean K. Murphy

Eighth Judicial District

Jackson: Chelsea Rengel
Larimer: Mary Joan Berenato
Kraig S. Ecton
Katharine Ellison
Joshua B. Lehman
Thomas L. Lynch

Ninth Judicial District

Garfield: Paul Metzger
Jonathan B. Pototsky
Pitkin: Ashley R. Andrews
Erin Fernandez-Ely (retired)
Rio Blanco: Joe Fennessey

Tenth Judicial District

Pueblo: Steve Fieldman
Roberto Silva
Margaret Vellar

Eleventh Judicial District

Chaffee: Diana Bull
Custer: Amanda Hunter
Fremont: Alexandra Robak
Park: Brian L. Green

Twelfth Judicial District

Alamosa: Daniel Walzl
Conejos: Jason T. Kelly
Kimberly Cortez-Rodriguez, appointed to District Court in April 2022
Costilla: Kimberly L. Wood
Mineral: Ruth M. Acheson
Rio Grande: John W. Stenger
Barbara A. Zollars, resigned Jun 2022
Saguache: Craig Schuenemann
Anna N. Ulrich, resigned Nov 2021

Thirteenth Judicial District

Kit Carson: Michael Grinnan
Logan: Ray Ann Brammer
Morgan: Dennis Brandenburg
Phillips: Kimbra Killin
Sedgwick: Myka Landry
Washington: Kelly Hansen
Yuma: Kristei Jones

Fourteenth Judicial District

Grand: Nicholas Catanzarite
Moffat: Brittany A. Schneider
Routt: Erin M. Rowe Wilson
Rout James H. Garrecht (retired)

Fifteenth Judicial District

Baca: Lyudmyla Lishchuk
Cheyenne: Deni Eiring
Gerald Keefe (retired)
Kiowa: Gary W. Davis
Prowers: Curtis Lane Porter

Sixteenth Judicial District

Bent: Samuel S. Vigil
Crowley: Richard Medina
Otero: Douglas R. Manley

Seventeenth Judicial District

Adams: Brian N. Bowen (retired)
Cindy Hoang-Ha Thi Dang (retired)
Courtney L. Dinnel
Martin J. Flaum II
Bryon L. Howell
Marques A. Ivey
Madoche Jean
Leroy D. Kirby
Mariana Vielma
Broomfield: Amanda W. Dewick

Eighteenth Judicial District

Arapahoe: Laqunya Baker
Colleen Clark
Chantel E. Contiguglia
Kelly LaFave
Melina Hernandez
Anne M. Ollada (retired)
Michael Roche
Cheryl Rowles-Stokes
Joshua Williford
Douglas: Lawrence R. Bowling
Kolony Fields
Kelly Waidler
Elbert: Palmer L. Boyette
Lincoln: Truston Lee Fisher

Nineteenth Judicial District

Weld: John J. Briggs
Michele L. Meyer
Dana J. Nichols
Charles S. Unfug

Twentieth Judicial District

Boulder: David Archuleta
Elizabeth Brodsky
Zachary Malkinson
Kristy Martinez
Longmont: Jonathon Martin

Twenty-First Judicial District

Mesa: Michael J. Grattan
Craig P. Henderson
Bruce R. Raam

Twenty-Second Judicial District

Dolores: Nathaniel Baca
Montezuma: JenniLynn E. Lawrence

County Court

Colorado’s county courts serve the citizens of each of the state’s 64 counties. Every county has a county court served by one or more judges. County judges handle cases involving serious public safety issues such as misdemeanor cases, felony advisements, setting bonds, and preliminary hearings. County judges also issue search warrants and protection orders in cases involving domestic violence, preside over traffic cases, civil actions involving no more than \$25,000 (increased from \$15,000 on January 1, 2019), and conduct jury trials. Appeals from the county court may be made to the district court.

Small claims courts are divisions of county court. Individuals can argue their own cases and have speedy decisions on civil matters involving no more than \$7,500. Court sessions are held during the day or evening to accommodate the public. There are no jury trials in small claims courts, and magistrates sometimes hear these cases rather than a judge. No plaintiff may file more than two claims per month or eighteen claims per year in small claims court.

In Fiscal Year 2022, there were 344,006 case filings at the county court level. Compared to Fiscal Year 2021, county court filings in Fiscal Year 2022 have increased by 2.76 percent to the current level of filings. The greatest area of increase was in Infractions filings, which increased by 13.64 percent. Additionally, Felony Complaints increased by 7.45 percent. Alternatively, traffic filings decreased by 6.04 percent. Court filings have not recovered to pre-pandemic levels. While we continue to navigate a new way of conducting court business, which now includes remote proceedings, judges and staff continue to work tirelessly.

Specific information regarding each county court is available at <http://www.courts.state.co.us/Courts/County/Choose.cfm>.

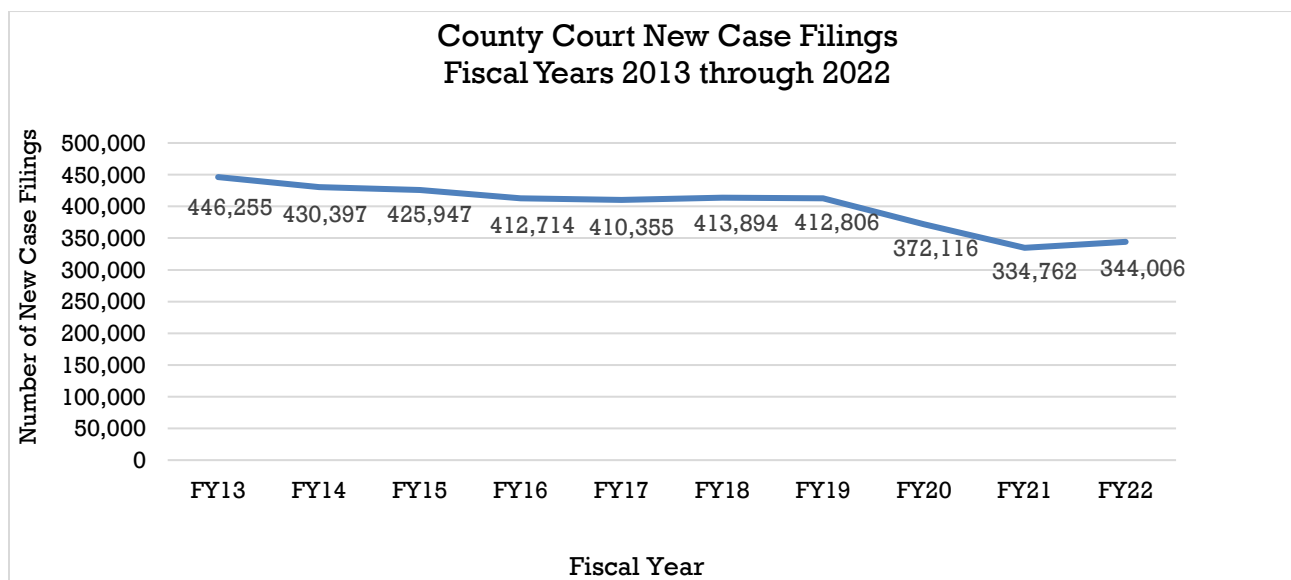
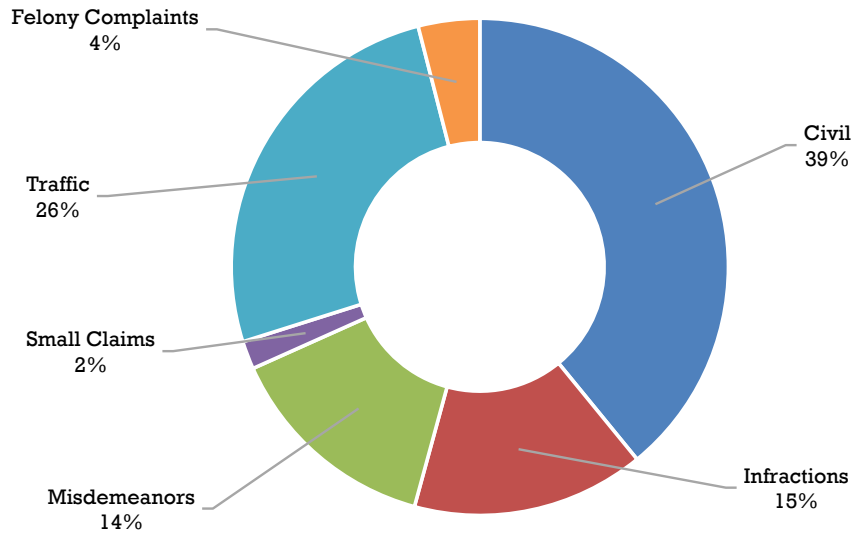
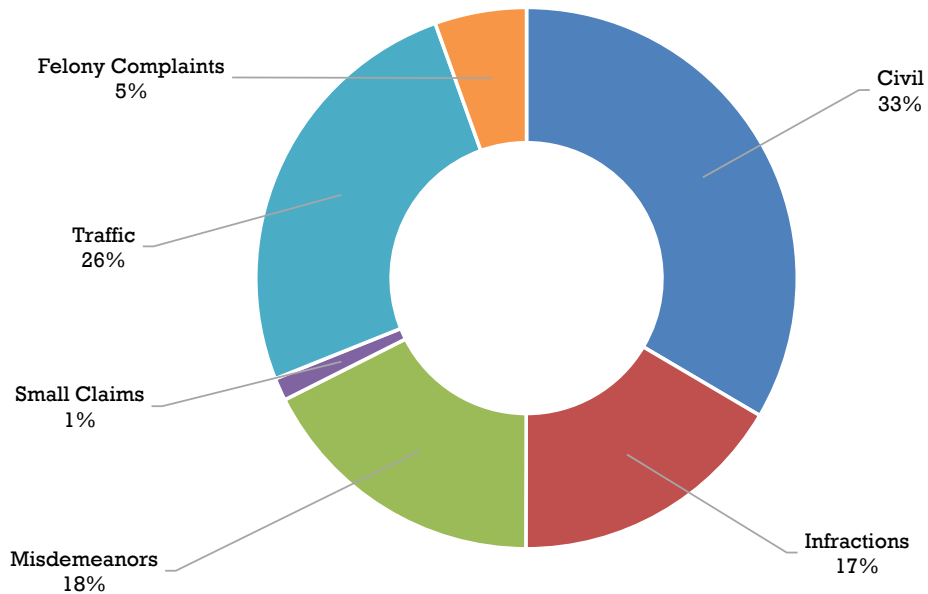


Chart 3 and Chart 4: County Court Case Filings -- Proportion of Cases by Type Ten Year Comparison

Fiscal Year 2013
Total Number of Filings: 446,255



Fiscal Year 2022
Total Number of Filings: 344,006



**Table 25:
County Court Filings, Terminations and Percent Change
Fiscal Years 2021 and 2022**

| Filings Compared to Previous Year | | | |
|--|----------------|----------------|-----------------------|
| Case Class | FY21 | FY22 | Percent Change |
| Civil | 108,339 | 115,147 | 6.28% |
| Infractions | 50,152 | 56,992 | 13.64% |
| Misdemeanors | 60,490 | 60,331 | -0.26% |
| Small Claims | 4,561 | 4,668 | 2.35% |
| Traffic | 93,678 | 88,019 | -6.04% |
| Felony Complaints | 17,542 | 18,849 | 7.45% |
| Total | 334,762 | 344,006 | 2.76% |

| Terminations Compared to Previous Year | | | |
|---|----------------|----------------|-----------------------|
| Case Class | FY21 | FY22 | Percent Change |
| Civil | 108,363 | 114,984 | 6.11% |
| Infractions | 53,259 | 57,175 | 7.35% |
| Misdemeanors | 52,188 | 62,340 | 19.45% |
| Small Claims | 4,871 | 4,617 | -5.21% |
| Traffic | 85,597 | 96,876 | 13.18% |
| Felony Complaints | 17,542 | 18,849 | 7.45% |
| Total with Felony Complaints | 321,820 | 354,841 | 10.26% |
| Total without Felony Complaints | 304,278 | 335,992 | 10.42% |

**TABLE 25 CHART
FISCAL YEAR 2021 VERSUS FISCAL YEAR 2022**

FY21 FY22

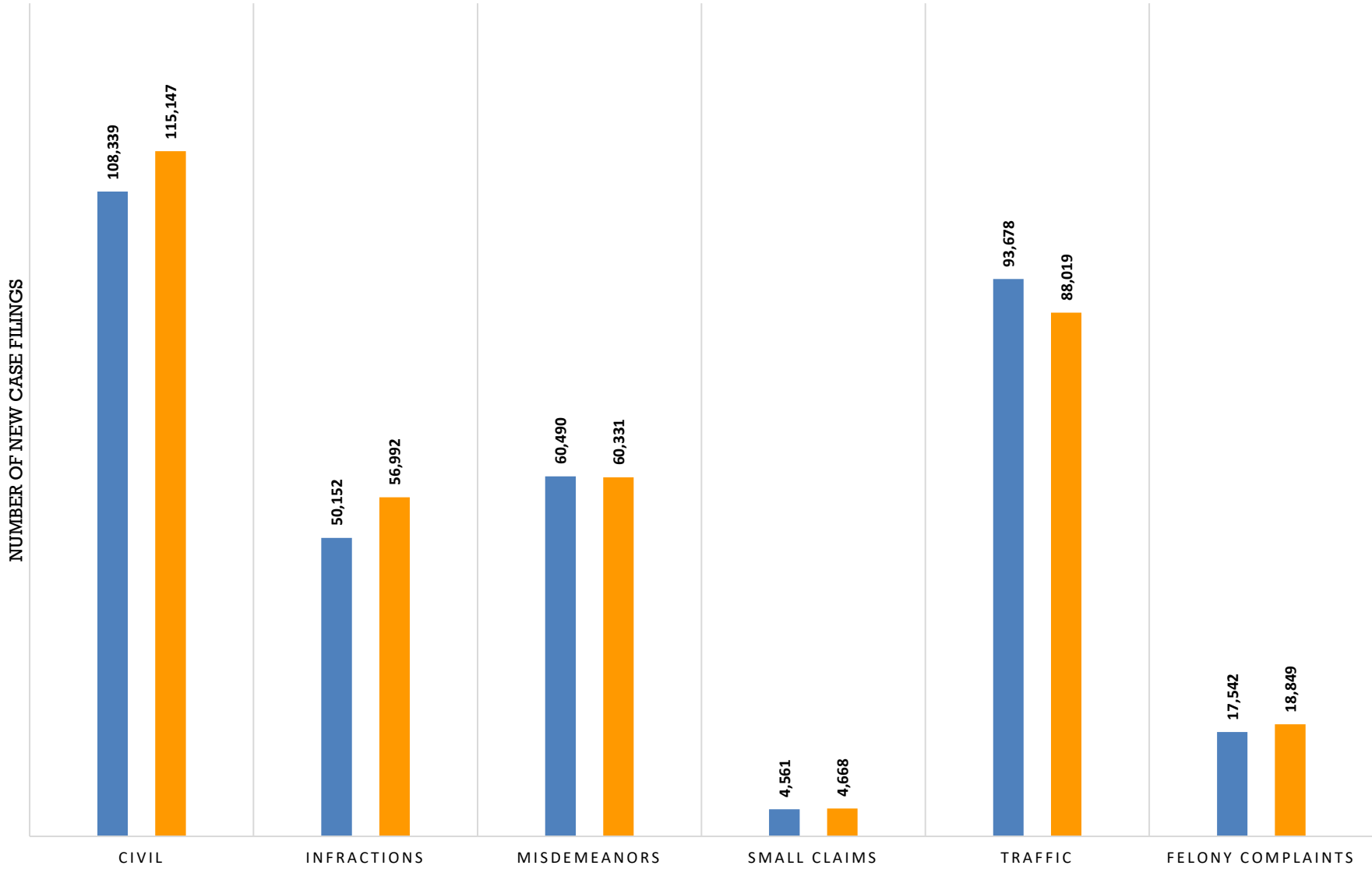


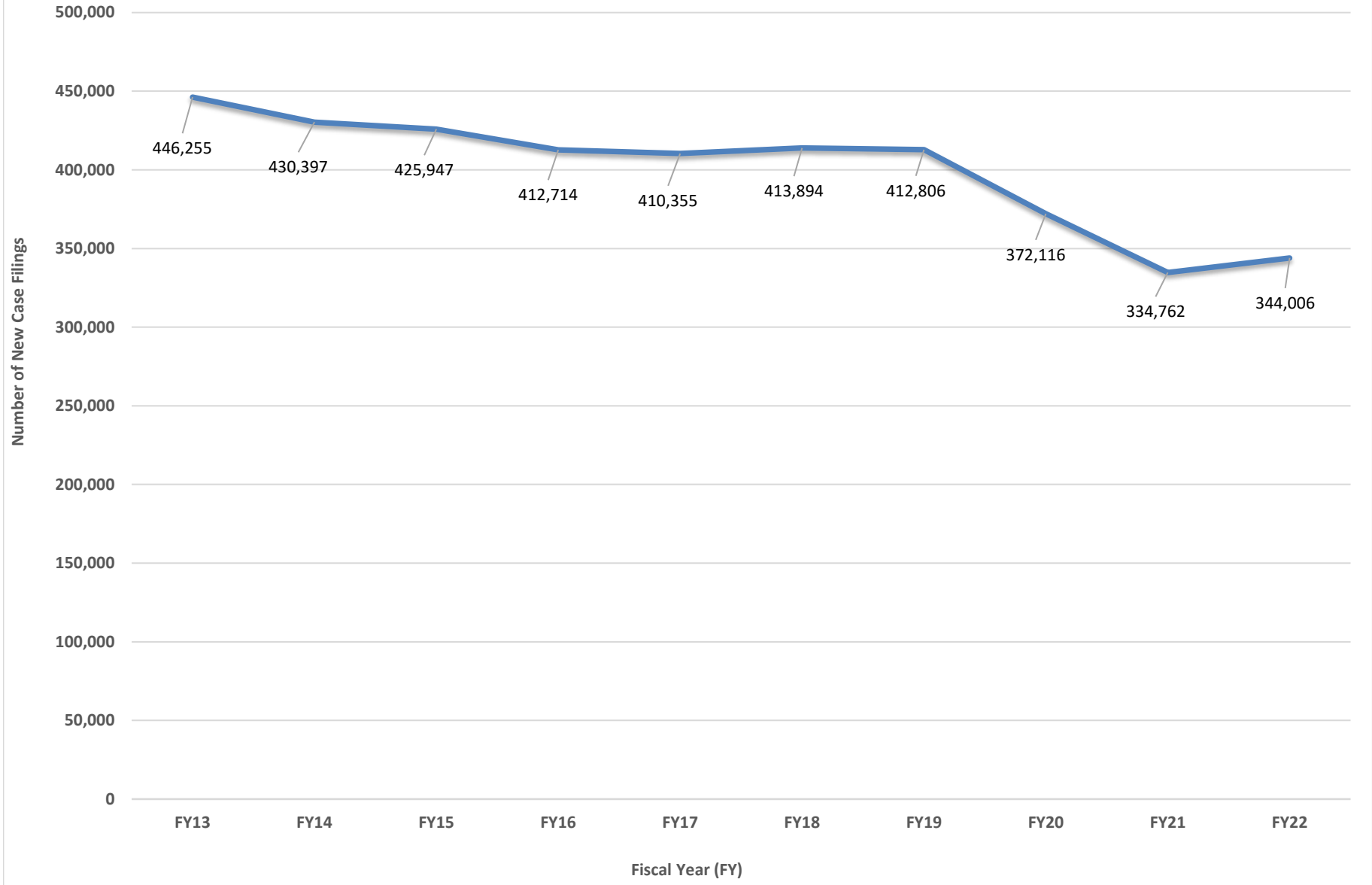
Table 26:
County Court Caseload
Fiscal Year 2013 to Fiscal Year 2022
(Numbers do not include Denver County Court)

| Case Class | FY13 | FY14 | FY15 | FY16 | FY17 | FY18 | FY19 | FY20 | FY21 | FY22 |
|------------------------------|----------------|----------------|----------------|----------------|----------------|----------------|----------------|----------------|----------------|----------------|
| CIVIL | | | | | | | | | | |
| New Cases Filed | 174,466 | 158,525 | 144,868 | 138,631 | 140,462 | 143,591 | 142,877 | 118,329 | 108,339 | 115,147 |
| Cases Terminated | 174,554 | 132,170 | 144,018 | 137,744 | 138,286 | 142,319 | 142,038 | 117,864 | 108,363 | 114,984 |
| INFRACTIONS | | | | | | | | | | |
| New Cases Filed | 67,581 | 69,515 | 70,375 | 69,782 | 66,561 | 65,344 | 65,572 | 63,572 | 50,152 | 56,992 |
| Cases Terminated | 68,033 | 67,854 | 71,664 | 70,107 | 66,823 | 65,996 | 65,343 | 60,317 | 53,259 | 57,175 |
| MISDEMEANORS | | | | | | | | | | |
| New Cases Filed | 62,740 | 60,585 | 62,131 | 60,682 | 61,298 | 62,589 | 61,951 | 61,550 | 60,490 | 60,331 |
| Cases Terminated | 65,310 | 57,193 | 59,852 | 59,799 | 59,396 | 60,748 | 60,108 | 50,519 | 52,188 | 62,340 |
| SMALL CLAIMS | | | | | | | | | | |
| New Cases Filed | 8,171 | 7,589 | 7,404 | 7,309 | 7,118 | 6,990 | 6,655 | 5,364 | 4,561 | 4,668 |
| Cases Terminated | 8,357 | 6,710 | 7,245 | 7,266 | 6,896 | 6,713 | 6,935 | 5,323 | 4,871 | 4,617 |
| TRAFFIC | | | | | | | | | | |
| New Cases Filed | 115,465 | 117,389 | 124,922 | 118,215 | 115,370 | 113,865 | 112,733 | 104,402 | 93,678 | 88,019 |
| Cases Terminated | 115,706 | 114,112 | 114,989 | 116,252 | 114,885 | 113,648 | 110,139 | 91,288 | 85,597 | 96,876 |
| FELONY COMPLAINTS (a) | 17,832 | 16,794 | 16,247 | 18,095 | 19,546 | 21,515 | 23,018 | 18,899 | 17,542 | 18,849 |
| TOTAL | | | | | | | | | | |
| <i>New Cases Filed</i> | 446,255 | 430,397 | 425,947 | 412,714 | 410,355 | 413,894 | 412,806 | 372,116 | 334,762 | 344,006 |
| <i>Cases Terminated (b)</i> | 431,960 | 378,039 | 397,768 | 391,168 | 386,286 | 389,424 | 384,563 | 325,311 | 304,278 | 335,992 |

(a) Felony complaints represent the number of criminal cases, docketed as CR, that began in county court. The processing of felony cases varies between court locations. The counties processing CR cases hear advisements. Some counties do preliminary hearings in county court before moving the case to district court for completion of the felony process. The case can also be reduced to a misdemeanor and remain in county court or district court.

(b) Does not include felony complaints.

Table 26 Chart
County Court New Case Filings
Fiscal Years 2013 through 2022



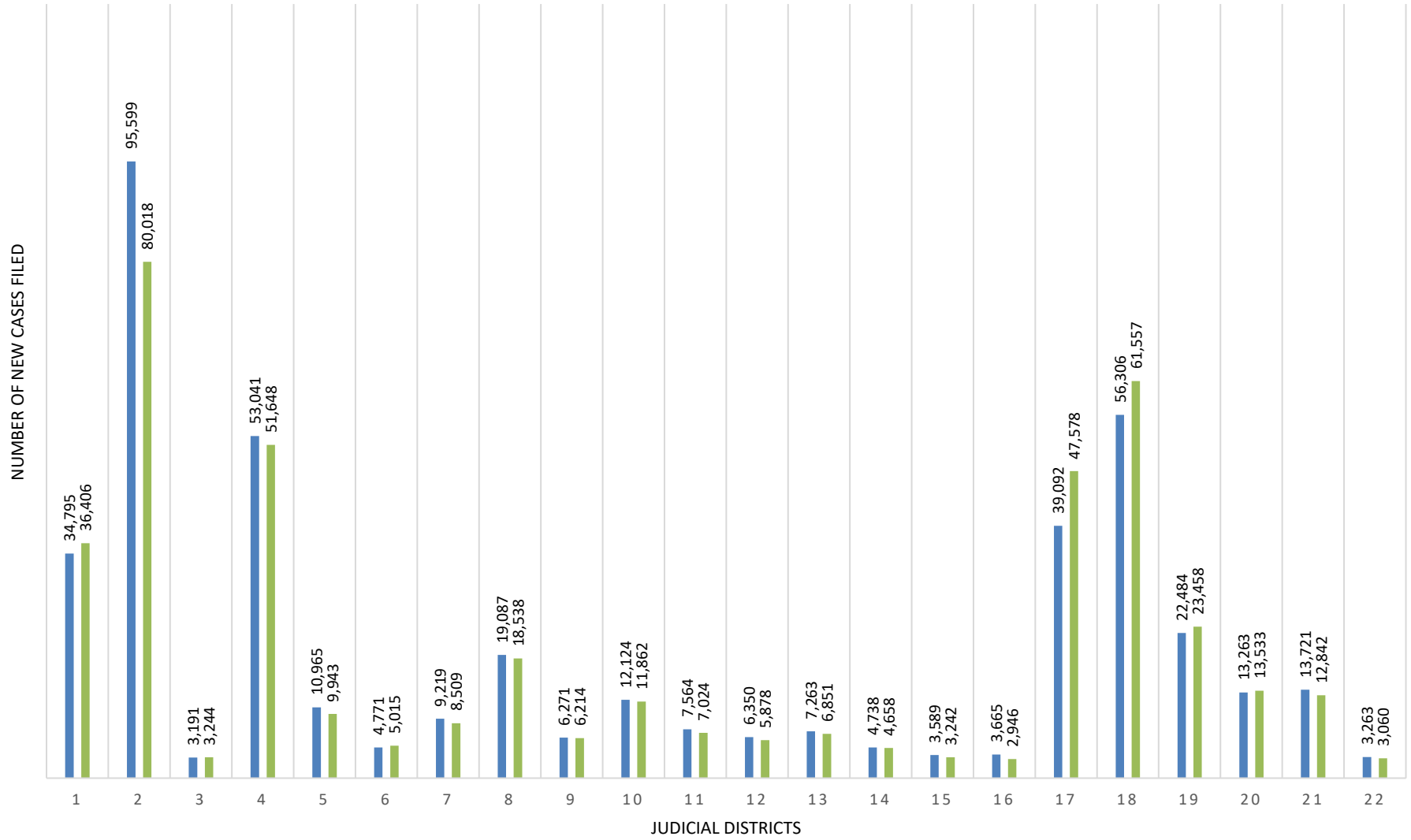
**Table 27:
County Court Filings, Terminations and Percent Change
Fiscal Year 2021 and Fiscal Year 2022**

| Judicial District | Filings | | | Terminations ^(a) | | |
|--|----------------|----------------|----------------|-----------------------------|----------------|----------------|
| | FY21 | FY22 | Percent Change | FY21 | FY22 | Percent Change |
| 1 | 34,795 | 36,406 | 4.63% | 28,929 | 33,088 | 14.38% |
| 2 | 95,599 | 80,018 | -16.30% | n/a | n/a | n/a |
| 3 | 3,191 | 3,244 | 1.66% | 3,889 | 3,051 | -21.55% |
| 4 | 53,041 | 51,648 | -2.63% | 49,693 | 58,679 | 18.08% |
| 5 | 10,965 | 9,943 | -9.32% | 9,655 | 8,978 | -7.01% |
| 6 | 4,771 | 5,015 | 5.11% | 4,452 | 4,672 | 4.94% |
| 7 | 9,219 | 8,509 | -7.70% | 7,955 | 7,803 | -1.91% |
| 8 | 19,087 | 18,538 | -2.88% | 18,608 | 19,058 | 2.42% |
| 9 | 6,271 | 6,214 | -0.91% | 6,001 | 6,102 | 1.68% |
| 10 | 12,124 | 11,862 | -2.16% | 12,164 | 12,171 | 0.06% |
| 11 | 7,564 | 7,024 | -7.14% | 6,922 | 6,772 | -2.17% |
| 12 | 6,350 | 5,878 | -7.43% | 5,448 | 5,278 | -3.12% |
| 13 | 7,263 | 6,851 | -5.67% | 6,722 | 6,335 | -5.76% |
| 14 | 4,738 | 4,658 | -1.69% | 3,993 | 4,098 | 2.63% |
| 15 | 3,589 | 3,242 | -9.67% | 3,246 | 3,019 | -6.99% |
| 16 | 3,665 | 2,946 | -19.62% | 3,761 | 3,240 | -13.85% |
| 17 | 39,092 | 47,578 | 21.71% | 33,979 | 44,877 | 32.07% |
| 18 | 56,306 | 61,557 | 9.33% | 50,842 | 56,039 | 10.22% |
| 19 | 22,484 | 23,458 | 4.33% | 21,797 | 24,563 | 12.69% |
| 20 | 13,263 | 13,533 | 2.04% | 11,635 | 11,919 | 2.44% |
| 21 | 13,721 | 12,842 | -6.41% | 11,922 | 13,512 | 13.34% |
| 22 | 3,263 | 3,060 | -6.22% | 2,665 | 2,738 | 2.74% |
| State Total Without Denver County Court^(a) | 334,762 | 344,006 | 2.76% | 304,278 | 335,992 | 10.42% |
| State Total | 430,361 | 424,024 | -1.47% | n/a | n/a | n/a |

(a) Does not include felony complaints.

TABLE 27 CHART
COUNTY COURT- NEW CASE FILINGS BY JUDICIAL DISTRICT
FY2021 VERSUS FY2022

FY21 FY22



**Table 28:
County Court Filings and Terminations
Fiscal Year 2022**

| Judicial District | Court Location | Civil | | Felony | | Misdemeanor | | Infractions | | Small Claims | | Traffic | | Total | |
|-------------------|-----------------------|---------------|--------------------|--------------|--------------------|--------------|--------------------|--------------------|--------------------|--------------|--------------------|---------------|--------------------|---------------|----------------------|
| | | Filings | Term. | Filings | Term. | Filings | Term. | Filings | Term. | Filings | Term. | Filings | Term. | Filings | Term. ^(c) |
| 1 | Gilpin | 105 | 99 | 162 | 162 | 645 | 524 | 210 | 205 | 8 | 8 | 420 | 415 | 1,550 | 1,251 |
| | Jefferson | 12,084 | 11,921 | 2,893 | 2,893 | 6,425 | 6,172 | 4,759 | 4,828 | 491 | 448 | 8,204 | 8,468 | 34,856 | 31,837 |
| | Total | 12,189 | 12,020 | 3,055 | 3,055 | 7,070 | 6,696 | 4,969 | 5,033 | 499 | 456 | 8,624 | 8,883 | 36,406 | 33,088 |
| 2 | Denver ^(a) | 18,648 | n/a ^(b) | 7,665 | n/a ^(b) | 7,168 | n/a ^(b) | n/a ^(c) | n/a ^(b) | 675 | n/a ^(b) | 45,862 | n/a ^(b) | 80,018 | n/a ^(b) |
| 3 | Huerfano | 130 | 126 | 20 | 20 | 157 | 154 | 558 | 572 | 7 | 5 | 399 | 326 | 1,271 | 1,183 |
| | Las Animas | 278 | 255 | 13 | 13 | 295 | 326 | 772 | 738 | 11 | 12 | 604 | 537 | 1,973 | 1,868 |
| | Total | 408 | 381 | 33 | 33 | 452 | 480 | 1,330 | 1,310 | 18 | 17 | 1,003 | 863 | 3,244 | 3,051 |
| 4 | El Paso | 18,882 | 19,223 | 472 | 472 | 8,019 | 8,777 | 8,101 | 8,911 | 728 | 720 | 13,687 | 19,097 | 49,889 | 56,728 |
| | Teller | 409 | 425 | 49 | 49 | 426 | 493 | 291 | 289 | 20 | 24 | 564 | 720 | 1,759 | 1,951 |
| | Total | 19,291 | 19,648 | 521 | 521 | 8,445 | 9,270 | 8,392 | 9,200 | 748 | 744 | 14,251 | 19,817 | 51,648 | 58,679 |
| 5 | Clear Creek | 167 | 161 | 122 | 122 | 226 | 219 | 529 | 560 | 10 | 12 | 665 | 603 | 1,719 | 1,555 |
| | Eagle | 392 | 409 | 304 | 304 | 727 | 633 | 1,093 | 1,164 | 91 | 93 | 1,387 | 1,360 | 3,994 | 3,659 |
| | Eagle-Basalt | 27 | 25 | 0 | 0 | 79 | 74 | 54 | 51 | 7 | 7 | 119 | 112 | 286 | 269 |
| | Lake | 154 | 144 | 43 | 43 | 148 | 126 | 64 | 59 | 15 | 15 | 136 | 144 | 560 | 488 |
| | Summit | 231 | 232 | 242 | 242 | 585 | 534 | 955 | 1,023 | 39 | 35 | 1,332 | 1,183 | 3,384 | 3,007 |
| | Total | 971 | 971 | 711 | 711 | 1,765 | 1,586 | 2,695 | 2,857 | 162 | 162 | 3,639 | 3,402 | 9,943 | 8,978 |
| 6 | Archuleta | 218 | 213 | 115 | 115 | 296 | 255 | 298 | 295 | 16 | 15 | 321 | 318 | 1,264 | 1,096 |
| | La Plata | 811 | 821 | 58 | 58 | 907 | 826 | 672 | 648 | 51 | 49 | 1,136 | 1,102 | 3,635 | 3,446 |
| | San Juan | 10 | 10 | 1 | 1 | 33 | 43 | 18 | 14 | 3 | 3 | 51 | 60 | 116 | 130 |
| | Total | 1,039 | 1,044 | 174 | 174 | 1,236 | 1,124 | 988 | 957 | 70 | 67 | 1,508 | 1,480 | 5,015 | 4,672 |
| 7 | Delta | 639 | 653 | 271 | 271 | 572 | 671 | 285 | 297 | 18 | 21 | 499 | 628 | 2,284 | 2,270 |
| | Gunnison | 171 | 180 | 108 | 108 | 235 | 208 | 250 | 250 | 15 | 17 | 309 | 285 | 1,088 | 940 |
| | Hinsdale | 3 | 4 | 2 | 2 | 32 | 31 | 19 | 18 | 0 | 0 | 36 | 38 | 92 | 91 |
| | Montrose | 829 | 833 | 465 | 465 | 959 | 941 | 695 | 719 | 44 | 41 | 797 | 883 | 3,789 | 3,417 |
| | Montrose-Nucla | 52 | 57 | 29 | 29 | 66 | 68 | 22 | 17 | 1 | 0 | 63 | 69 | 233 | 211 |
| | Ouray | 54 | 56 | 11 | 11 | 72 | 89 | 181 | 155 | 9 | 4 | 147 | 142 | 474 | 446 |
| | San Miguel | 60 | 63 | 52 | 52 | 161 | 115 | 69 | 74 | 7 | 6 | 200 | 170 | 549 | 428 |
| | Total | 1,808 | 1,846 | 938 | 938 | 2,097 | 2,123 | 1,521 | 1,530 | 94 | 89 | 2,051 | 2,215 | 8,509 | 7,803 |

(a) Termination numbers are not available.
(b) Denver County Traffic and Infractions are combined.
(c) Termination totals do not include Felony Complaints.

**Table 28:
County Court Filings and Terminations
Fiscal Year 2022**

| Judicial District | Court Location | Civil | | Felony | | Misdemeanor | | Infractions | | Small Claims | | Traffic | | Total | |
|-------------------|--------------------|--------------|--------------|------------|------------|--------------|--------------|--------------|--------------|--------------|------------|--------------|--------------|---------------|----------------------|
| | | Filings | Term. | Filings | Term. | Filings | Term. | Filings | Term. | Filings | Term. | Filings | Term. | Filings | Term. ^(c) |
| 8 | Jackson | 17 | 15 | 1 | 1 | 42 | 47 | 9 | 7 | 4 | 4 | 53 | 46 | 126 | 119 |
| | Larimer | 4,731 | 4,610 | 126 | 126 | 3,355 | 3,337 | 2,184 | 2,348 | 309 | 324 | 3,016 | 3,046 | 13,721 | 13,665 |
| | Larimer-Loveland | 1,015 | 1,090 | 0 | 0 | 1,721 | 1,870 | 0 | 0 | 0 | 0 | 1,955 | 2,314 | 4,691 | 5,274 |
| | Total | 5,763 | 5,715 | 127 | 127 | 5,118 | 5,254 | 2,193 | 2,355 | 313 | 328 | 5,024 | 5,406 | 18,538 | 19,058 |
| 9 | Garfield | 478 | 499 | 48 | 48 | 467 | 393 | 479 | 459 | 37 | 38 | 831 | 841 | 2,340 | 2,230 |
| | Garfield-Rifle | 593 | 589 | 65 | 65 | 597 | 676 | 303 | 285 | 30 | 29 | 629 | 692 | 2,217 | 2,271 |
| | Pitkin | 147 | 173 | 14 | 14 | 222 | 186 | 208 | 199 | 21 | 22 | 392 | 389 | 1,004 | 969 |
| | Rio Blanco-Meeker | 60 | 58 | 15 | 15 | 51 | 64 | 255 | 251 | 5 | 5 | 117 | 126 | 503 | 504 |
| | Rio Blanco-Rangely | 25 | 23 | 0 | 0 | 50 | 50 | 29 | 29 | 0 | 0 | 46 | 26 | 150 | 128 |
| | Total | 1,303 | 1,342 | 142 | 142 | 1,387 | 1,369 | 1,274 | 1,223 | 93 | 94 | 2,015 | 2,074 | 6,214 | 6,102 |
| 10 | Pueblo | 4,918 | 4,895 | 158 | 158 | 1,982 | 2,441 | 1,834 | 1,764 | 181 | 158 | 2,789 | 2,913 | 11,862 | 12,171 |
| 11 | Chaffee | 214 | 231 | 23 | 23 | 477 | 507 | 612 | 635 | 23 | 24 | 537 | 515 | 1,886 | 1,912 |
| | Custer | 64 | 66 | 2 | 2 | 44 | 49 | 75 | 78 | 7 | 8 | 106 | 115 | 298 | 316 |
| | Fremont | 889 | 898 | 536 | 536 | 711 | 804 | 612 | 598 | 50 | 52 | 777 | 841 | 3,575 | 3,193 |
| | Park | 230 | 240 | 4 | 4 | 200 | 233 | 362 | 350 | 25 | 23 | 444 | 505 | 1,265 | 1,351 |
| | Total | 1,397 | 1,435 | 565 | 565 | 1,432 | 1,593 | 1,661 | 1,661 | 105 | 107 | 1,864 | 1,976 | 7,024 | 6,772 |
| 12 | Alamosa | 519 | 452 | 291 | 291 | 484 | 468 | 459 | 449 | 18 | 15 | 625 | 627 | 2,396 | 2,011 |
| | Conejos | 160 | 148 | 53 | 53 | 130 | 156 | 131 | 133 | 8 | 7 | 136 | 136 | 618 | 580 |
| | Costilla | 93 | 103 | 83 | 83 | 93 | 88 | 243 | 257 | 11 | 11 | 193 | 207 | 716 | 666 |
| | Mineral | 5 | 5 | 1 | 1 | 8 | 6 | 162 | 163 | 0 | 0 | 109 | 96 | 285 | 270 |
| | Rio Grande | 271 | 255 | 109 | 109 | 231 | 278 | 238 | 234 | 9 | 12 | 238 | 277 | 1,096 | 1,056 |
| | Saguache | 133 | 145 | 92 | 92 | 86 | 103 | 235 | 237 | 3 | 5 | 218 | 205 | 767 | 695 |
| | Total | 1,181 | 1,108 | 629 | 629 | 1,032 | 1,099 | 1,468 | 1,473 | 49 | 50 | 1,519 | 1,548 | 5,878 | 5,278 |
| 13 | Kit Carson | 122 | 138 | 4 | 4 | 123 | 105 | 245 | 247 | 9 | 9 | 290 | 196 | 793 | 695 |
| | Logan | 346 | 356 | 40 | 40 | 325 | 314 | 553 | 561 | 12 | 14 | 620 | 595 | 1,896 | 1,840 |
| | Morgan | 582 | 598 | 21 | 21 | 564 | 463 | 674 | 649 | 39 | 35 | 845 | 636 | 2,725 | 2,381 |
| | Phillips | 42 | 42 | 1 | 1 | 27 | 26 | 26 | 20 | 12 | 11 | 48 | 63 | 156 | 162 |
| | Sedgwick | 41 | 44 | 2 | 2 | 35 | 36 | 138 | 135 | 4 | 5 | 58 | 58 | 278 | 278 |
| | Washington | 78 | 70 | 3 | 3 | 43 | 48 | 182 | 189 | 4 | 8 | 151 | 151 | 461 | 466 |
| | Yuma | 123 | 130 | 5 | 5 | 92 | 85 | 149 | 133 | 8 | 7 | 165 | 158 | 542 | 513 |
| | Total | 1,334 | 1,378 | 76 | 76 | 1,209 | 1,077 | 1,967 | 1,934 | 88 | 89 | 2,177 | 1,857 | 6,851 | 6,335 |
| 14 | Grand | 101 | 115 | 127 | 127 | 316 | 357 | 360 | 344 | 11 | 11 | 590 | 598 | 1,505 | 1,425 |
| | Moffat | 242 | 265 | 255 | 255 | 309 | 279 | 234 | 236 | 14 | 14 | 300 | 279 | 1,354 | 1,073 |
| | Routt | 207 | 209 | 176 | 176 | 435 | 416 | 438 | 445 | 28 | 26 | 515 | 504 | 1,799 | 1,600 |
| | Total | 550 | 589 | 558 | 558 | 1,060 | 1,052 | 1,032 | 1,025 | 53 | 51 | 1,405 | 1,381 | 4,658 | 4,098 |

(a) Termination numbers are not available.
(b) Denver County Traffic and Infractions are combined.
(c) Termination totals do not include Felony Complaints.

**Table 28:
County Court Filings and Terminations
Fiscal Year 2022**

| Judicial District | Court Location | Civil | | Felony | | Misdemeanor | | Infractions | | Small Claims | | Traffic | | Total | |
|--|---------------------|----------------|--------------------------|---------------|--------------------------|---------------|--------------------------|--------------------------|--------------------------|--------------|--------------------------|----------------|--------------------------|----------------|--------------------------|
| | | Filings | Term. | Filings | Term. | Filings | Term. | Filings | Term. | Filings | Term. | Filings | Term. | Filings | Term. ^(c) |
| 15 | Baca | 58 | 51 | 1 | 1 | 57 | 61 | 62 | 63 | 2 | 2 | 100 | 81 | 280 | 258 |
| | Cheyenne | 28 | 24 | 2 | 2 | 17 | 22 | 378 | 417 | 3 | 3 | 101 | 89 | 529 | 555 |
| | Kiowa | 9 | 9 | 2 | 2 | 21 | 15 | 162 | 159 | 3 | 3 | 90 | 86 | 287 | 272 |
| | Prowers | 268 | 273 | 14 | 14 | 341 | 362 | 625 | 617 | 16 | 14 | 882 | 668 | 2,146 | 1,934 |
| | Total | 363 | 357 | 19 | 19 | 436 | 460 | 1,227 | 1,256 | 24 | 22 | 1,173 | 924 | 3,242 | 3,019 |
| 16 | Bent | 104 | 115 | 0 | 0 | 103 | 137 | 186 | 207 | 7 | 9 | 134 | 180 | 534 | 648 |
| | Crowley | 92 | 89 | 2 | 2 | 90 | 101 | 112 | 135 | 7 | 6 | 149 | 187 | 452 | 518 |
| | Otero | 492 | 516 | 19 | 19 | 444 | 482 | 477 | 460 | 19 | 22 | 509 | 594 | 1,960 | 2,074 |
| | Total | 688 | 720 | 21 | 21 | 637 | 720 | 775 | 802 | 33 | 37 | 792 | 961 | 2,946 | 3,240 |
| 17 | Adams | 18,465 | 18,204 | 3,940 | 3,940 | 5,453 | 5,984 | 5,434 | 5,020 | 441 | 424 | 9,966 | 11,832 | 43,699 | 41,464 |
| | Broomfield | 1,264 | 1,262 | 433 | 433 | 662 | 572 | 530 | 505 | 63 | 65 | 927 | 1,009 | 3,879 | 3,413 |
| | Total | 19,729 | 19,466 | 4,373 | 4,373 | 6,115 | 6,556 | 5,964 | 5,525 | 504 | 489 | 10,893 | 12,841 | 47,578 | 44,877 |
| 18 | Arapahoe-Centennial | 1,147 | 1,160 | 2,909 | 2,909 | 4,407 | 4,161 | 4,744 | 4,553 | 2 | 1 | 7,593 | 7,161 | 20,802 | 17,036 |
| | Arapahoe-Littleton | 18,150 | 17,621 | 0 | 0 | 0 | 4 | 0 | 0 | 653 | 650 | 0 | 8 | 18,803 | 18,283 |
| | Douglas | 4,871 | 5,152 | 1,137 | 1,137 | 2,998 | 3,026 | 4,213 | 3,988 | 206 | 199 | 5,135 | 5,199 | 18,560 | 17,564 |
| | Elbert | 322 | 323 | 86 | 86 | 165 | 187 | 1,031 | 1,083 | 26 | 25 | 502 | 487 | 2,132 | 2,105 |
| | Lincoln | 100 | 101 | 98 | 98 | 137 | 117 | 390 | 362 | 8 | 8 | 527 | 463 | 1,260 | 1,051 |
| Total | 24,590 | 24,357 | 4,230 | 4,230 | 7,707 | 7,495 | 10,378 | 9,986 | 895 | 883 | 13,757 | 13,318 | 61,557 | 56,039 | |
| 19 | Weld | 8,693 | 8,578 | 149 | 149 | 3,804 | 4,223 | 3,923 | 3,926 | 309 | 306 | 6,580 | 7,530 | 23,458 | 24,563 |
| 20 | Boulder | 3,317 | 3,409 | 1,902 | 1,902 | 1,923 | 1,984 | 607 | 604 | 256 | 272 | 1,923 | 1,914 | 9,928 | 8,183 |
| | Boulder-Longmont | 1,079 | 1,088 | 0 | 0 | 976 | 1,041 | 419 | 380 | 0 | 0 | 1,131 | 1,227 | 3,605 | 3,736 |
| | Total | 4,396 | 4,497 | 1,902 | 1,902 | 2,899 | 3,025 | 1,026 | 984 | 256 | 272 | 3,054 | 3,141 | 13,533 | 11,919 |
| 21 | Mesa | 3,994 | 4,113 | 109 | 109 | 3,731 | 3,917 | 1,725 | 1,709 | 134 | 160 | 3,149 | 3,613 | 12,842 | 13,512 |
| 22 | Dolores | 35 | 32 | 13 | 13 | 35 | 29 | 160 | 153 | 0 | 1 | 41 | 34 | 284 | 249 |
| | Montezuma | 507 | 492 | 346 | 346 | 682 | 751 | 490 | 512 | 40 | 35 | 711 | 699 | 2,776 | 2,489 |
| | Total | 542 | 524 | 359 | 359 | 717 | 780 | 650 | 665 | 40 | 36 | 752 | 733 | 3,060 | 2,738 |
| State Total Without Denver County Court | | 115,147 | 114,984 | 18,849 | 18,849 | 60,331 | 62,340 | 56,992 | 57,175 | 4,668 | 4,617 | 88,019 | 96,876 | 344,006 | 335,992 |
| State Total With Denver County Court | | 133,795 | n/a^(a) | 26,514 | n/a^(a) | 67,499 | n/a^(a) | n/a^(a) | n/a^(b) | 5,343 | n/a^(a) | 133,881 | n/a^(b) | 424,024 | n/a^(a) |

(a) Termination numbers are not available.
(b) Denver County Traffic and Infractions are combined.
(c) Termination totals do not include Felony Complaints.

**Table 29:
Court and Jury Trials for County Court
Fiscal Year 2022**

| Judicial District | Court Location | Civil | | Misdemeanor | | Small Claims | Traffic | | Infractions | Total* | |
|-------------------|------------------|--------------|-------------|--------------|-------------|--------------|--------------|-------------|----------------|--------------|-------------|
| | | Court Trials | Jury Trials | Court Trials | Jury Trials | Court Trials | Court Trials | Jury Trials | Final Hearings | Court Trials | Jury Trials |
| 1 | Gilpin | 1 | 0 | 0 | 2 | 3 | 0 | 2 | 6 | 4 | 4 |
| | Jefferson | 49 | 4 | 3 | 69 | 201 | 3 | 68 | 2 | 256 | 141 |
| | Total | 50 | 4 | 3 | 71 | 204 | 3 | 70 | 8 | 260 | 145 |
| 3 | Huerfano | 3 | 1 | 0 | 1 | 2 | 0 | 1 | 1 | 5 | 3 |
| | Las Animas | 1 | 0 | 1 | 0 | 1 | 3 | 1 | 5 | 6 | 1 |
| | Total | 4 | 1 | 1 | 1 | 3 | 3 | 2 | 6 | 11 | 4 |
| 4 | El Paso | 33 | 0 | 3 | 80 | 288 | 2 | 50 | 45 | 326 | 130 |
| | Teller | 24 | 1 | 3 | 7 | 18 | 1 | 4 | 9 | 46 | 12 |
| | Total | 57 | 1 | 6 | 87 | 306 | 3 | 54 | 54 | 372 | 142 |
| 5 | Clear Creek | 1 | 0 | 0 | 0 | 0 | 0 | 1 | 11 | 1 | 1 |
| | Eagle | 15 | 0 | 4 | 1 | 41 | 3 | 3 | 22 | 63 | 4 |
| | Eagle--Basalt | 1 | 0 | 0 | 1 | 3 | 1 | 0 | 2 | 5 | 1 |
| | Lake | 2 | 0 | 0 | 1 | 5 | 0 | 1 | 0 | 7 | 2 |
| | Summit | 3 | 0 | 1 | 2 | 18 | 2 | 0 | 7 | 24 | 2 |
| Total | 22 | 0 | 5 | 5 | 67 | 6 | 5 | 42 | 100 | 10 | |
| 6 | Archuleta | 2 | 0 | 0 | 0 | 8 | 0 | 1 | 13 | 10 | 1 |
| | La Plata | 8 | 0 | 0 | 4 | 24 | 0 | 6 | 15 | 32 | 10 |
| | San Juan | 0 | 0 | 0 | 0 | 2 | 0 | 0 | 4 | 2 | 0 |
| | Total | 10 | 0 | 0 | 4 | 34 | 0 | 7 | 32 | 44 | 11 |
| 7 | Delta | 5 | 0 | 2 | 3 | 9 | 5 | 1 | 3 | 21 | 4 |
| | Gunnison | 1 | 0 | 0 | 2 | 29 | 0 | 1 | 18 | 30 | 3 |
| | Hinsdale | 0 | 0 | 0 | 0 | 0 | 0 | 0 | 2 | 0 | 0 |
| | Montrose | 36 | 0 | 0 | 2 | 29 | 0 | 1 | 23 | 65 | 3 |
| | Montrose-Nucla | 6 | 0 | 0 | 0 | 1 | 0 | 0 | 0 | 7 | 0 |
| | Ouray | 0 | 0 | 0 | 0 | 0 | 0 | 1 | 4 | 0 | 1 |
| | San Miguel | 3 | 0 | 0 | 0 | 1 | 0 | 0 | 3 | 4 | 0 |
| | Total | 51 | 0 | 2 | 7 | 69 | 5 | 4 | 53 | 127 | 11 |
| 8 | Jackson | 1 | 0 | 1 | 0 | 3 | 0 | 0 | 0 | 5 | 0 |
| | Larimer | 14 | 1 | 0 | 9 | 148 | 0 | 7 | 18 | 162 | 17 |
| | Larimer-Loveland | 1 | 0 | 0 | 7 | 0 | 0 | 5 | 0 | 1 | 12 |
| | Total | 16 | 1 | 1 | 16 | 151 | 0 | 12 | 18 | 168 | 29 |

*Does not include Infractions Final Hearings.

**Table 29:
Court and Jury Trials for County Court
Fiscal Year 2022**

| Judicial District | Court Location | Civil | | Misdemeanor | | Small Claims Court Trials | Traffic | | Infractions Final Hearings | Total* | |
|-------------------|--------------------|--------------|-------------|--------------|-------------|---------------------------|--------------|-------------|----------------------------|--------------|-------------|
| | | Court Trials | Jury Trials | Court Trials | Jury Trials | | Court Trials | Jury Trials | | Court Trials | Jury Trials |
| 9 | Garfield | 16 | 0 | 2 | 5 | 12 | 1 | 1 | 7 | 31 | 6 |
| | Garfield-Rifle | 6 | 0 | 2 | 2 | 6 | 0 | 1 | 2 | 14 | 3 |
| | Pitkin | 3 | 0 | 1 | 0 | 9 | 0 | 0 | 0 | 13 | 0 |
| | Rio Blanco-Meeker | 1 | 0 | 0 | 0 | 0 | 0 | 0 | 3 | 1 | 0 |
| | Rio Blanco-Rangely | 0 | 0 | 0 | 0 | 0 | 0 | 0 | 0 | 0 | 0 |
| | Total | 26 | 0 | 5 | 7 | 27 | 1 | 2 | 12 | 59 | 9 |
| 10 | Pueblo | 82 | 0 | 1 | 23 | 51 | 0 | 16 | 5 | 134 | 39 |
| 11 | Chaffee | 2 | 0 | 0 | 4 | 7 | 2 | 4 | 4 | 11 | 8 |
| | Custer | 1 | 0 | 0 | 0 | 5 | 0 | 1 | 0 | 6 | 1 |
| | Fremont | 4 | 1 | 1 | 11 | 4 | 1 | 0 | 11 | 10 | 12 |
| | Park | 3 | 0 | 2 | 4 | 12 | 1 | 2 | 5 | 18 | 6 |
| | Total | 10 | 1 | 3 | 19 | 28 | 4 | 7 | 20 | 45 | 27 |
| 12 | Alamosa | 1 | 0 | 0 | 0 | 4 | 0 | 0 | 1 | 5 | 0 |
| | Conejos | 3 | 0 | 0 | 2 | 2 | 0 | 0 | 3 | 5 | 2 |
| | Costilla | 0 | 1 | 0 | 0 | 4 | 0 | 0 | 0 | 4 | 1 |
| | Mineral | 0 | 0 | 0 | 0 | 0 | 0 | 0 | 0 | 0 | 0 |
| | Rio Grande | 1 | 0 | 1 | 1 | 9 | 0 | 1 | 1 | 11 | 2 |
| | Saguache | 0 | 0 | 0 | 0 | 1 | 1 | 0 | 4 | 2 | 0 |
| Total | 5 | 1 | 1 | 3 | 20 | 1 | 1 | 9 | 27 | 5 | |
| 13 | Kit Carson | 0 | 0 | 0 | 2 | 0 | 0 | 0 | 0 | 0 | 2 |
| | Logan | 8 | 0 | 0 | 2 | 4 | 0 | 2 | 0 | 12 | 4 |
| | Morgan | 21 | 0 | 0 | 5 | 18 | 0 | 3 | 17 | 39 | 8 |
| | Phillips | 0 | 0 | 0 | 1 | 5 | 0 | 0 | 0 | 5 | 1 |
| | Sedgwick | 0 | 0 | 0 | 0 | 3 | 1 | 2 | 0 | 4 | 2 |
| | Washington | 0 | 0 | 0 | 0 | 3 | 0 | 0 | 6 | 3 | 0 |
| | Yuma | 7 | 0 | 0 | 0 | 3 | 0 | 0 | 1 | 10 | 0 |
| | Total | 36 | 0 | 0 | 10 | 36 | 1 | 7 | 24 | 73 | 17 |
| 14 | Grand | 0 | 0 | 1 | 4 | 5 | 0 | 1 | 5 | 6 | 5 |
| | Moffat | 1 | 0 | 2 | 4 | 9 | 1 | 1 | 4 | 13 | 5 |
| | Routt | 0 | 0 | 0 | 3 | 14 | 0 | 1 | 7 | 14 | 4 |
| | Total | 1 | 0 | 3 | 11 | 28 | 1 | 3 | 16 | 33 | 14 |

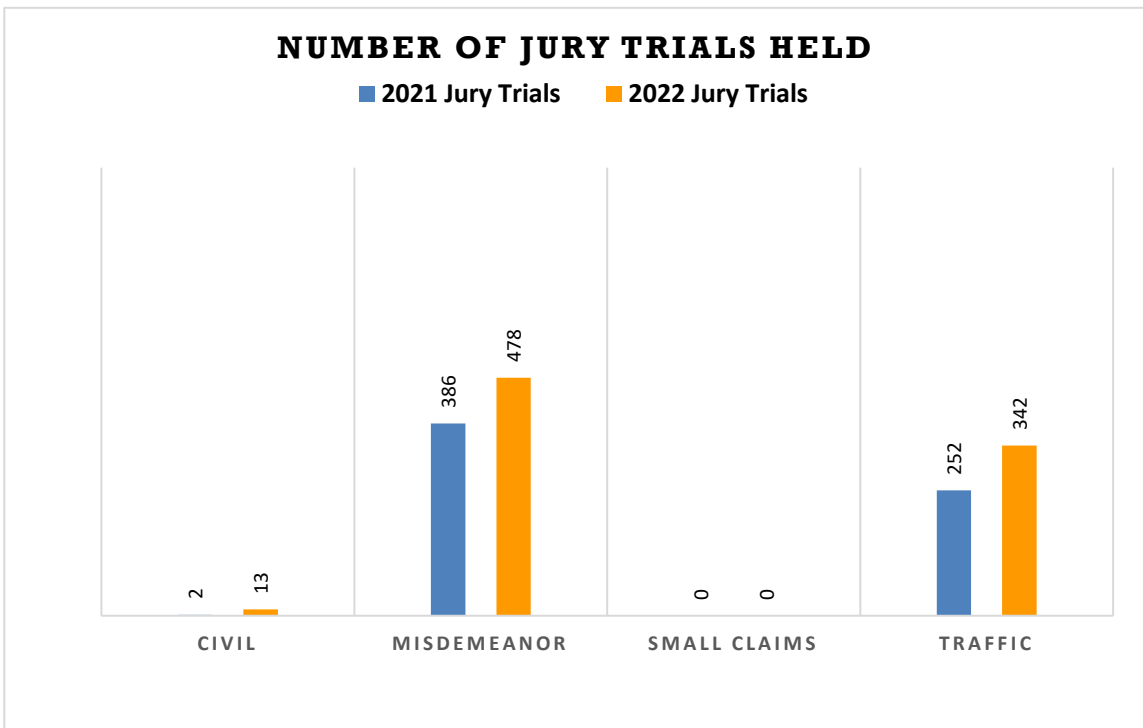
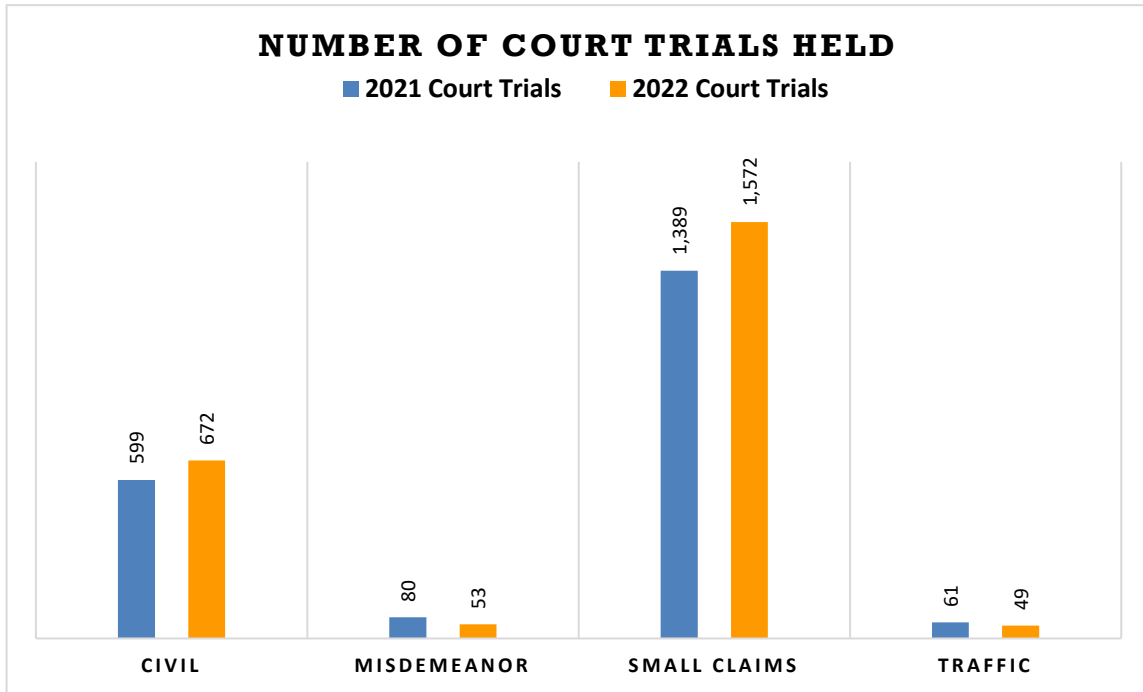
*Does not include Infractions Final Hearings.

**Table 29:
Court and Jury Trials for County Court
Fiscal Year 2022**

| Judicial District | Court Location | Civil | | Misdemeanor | | Small Claims | Traffic | | Infractions | Total* | |
|--------------------|--------------------|--------------|-------------|--------------|-------------|--------------|--------------|-------------|----------------|--------------|-------------|
| | | Court Trials | Jury Trials | Court Trials | Jury Trials | Court Trials | Court Trials | Jury Trials | Final Hearings | Court Trials | Jury Trials |
| 15 | Baca | 1 | 0 | 0 | 0 | 1 | 0 | 0 | 0 | 2 | 0 |
| | Cheyenne | 0 | 0 | 0 | 1 | 2 | 0 | 0 | 1 | 2 | 1 |
| | Kiowa | 0 | 0 | 0 | 0 | 1 | 0 | 0 | 2 | 1 | 0 |
| | Prowers | 1 | 0 | 1 | 0 | 5 | 4 | 0 | 2 | 11 | 0 |
| | Total | 2 | 0 | 1 | 1 | 9 | 4 | 0 | 5 | 16 | 1 |
| 16 | Bent | 2 | 0 | 0 | 0 | 7 | 0 | 0 | 3 | 9 | 0 |
| | Crowley | 1 | 0 | 0 | 0 | 6 | 0 | 0 | 0 | 7 | 0 |
| | Otero | 1 | 0 | 1 | 1 | 12 | 0 | 1 | 2 | 14 | 2 |
| | Total | 4 | 0 | 1 | 1 | 25 | 0 | 1 | 5 | 30 | 2 |
| 17 | Adams | 108 | 0 | 1 | 52 | 119 | 1 | 56 | 4 | 229 | 108 |
| | Broomfield | 8 | 0 | 0 | 4 | 23 | 1 | 5 | 0 | 32 | 9 |
| | Total | 116 | 0 | 1 | 56 | 142 | 2 | 61 | 4 | 261 | 117 |
| 18 | Arapahoe | 0 | 0 | 6 | 50 | 0 | 0 | 35 | 0 | 6 | 85 |
| | Arapahoe-Littleton | 47 | 1 | 0 | 0 | 77 | 0 | 0 | 0 | 124 | 1 |
| | Douglas | 36 | 0 | 3 | 18 | 34 | 1 | 21 | 124 | 74 | 39 |
| | Elbert | 2 | 1 | 0 | 4 | 4 | 1 | 0 | 13 | 7 | 5 |
| | Lincoln | 0 | 0 | 0 | 0 | 5 | 0 | 2 | 4 | 5 | 2 |
| Total | 85 | 2 | 9 | 72 | 120 | 2 | 58 | 141 | 216 | 132 | |
| 19 | Weld | 26 | 2 | 0 | 24 | 168 | 2 | 14 | 36 | 196 | 40 |
| 20 | Boulder | 35 | 0 | 0 | 19 | 49 | 3 | 6 | 11 | 87 | 25 |
| | Boulder-Longmont | 5 | 0 | 4 | 11 | 0 | 7 | 0 | 0 | 16 | 11 |
| | Total | 40 | 0 | 4 | 30 | 49 | 10 | 6 | 11 | 103 | 36 |
| 21 | Mesa | 26 | 0 | 6 | 24 | 29 | 1 | 11 | 68 | 62 | 35 |
| 22 | Dolores | 0 | 0 | 0 | 2 | 0 | 0 | 0 | 2 | 0 | 2 |
| | Montezuma | 3 | 0 | 0 | 4 | 6 | 0 | 1 | 3 | 9 | 5 |
| | Total | 3 | 0 | 0 | 6 | 6 | 0 | 1 | 5 | 9 | 7 |
| State Total | | 672 | 13 | 53 | 478 | 1,572 | 49 | 342 | 574 | 2,346 | 833 |

*Does not include Infractions Final Hearings.

Table 29 Charts
Number of Court and Jury Trials Held in County Court
Comparison Fiscal Year 2021 and Fiscal Year 2022

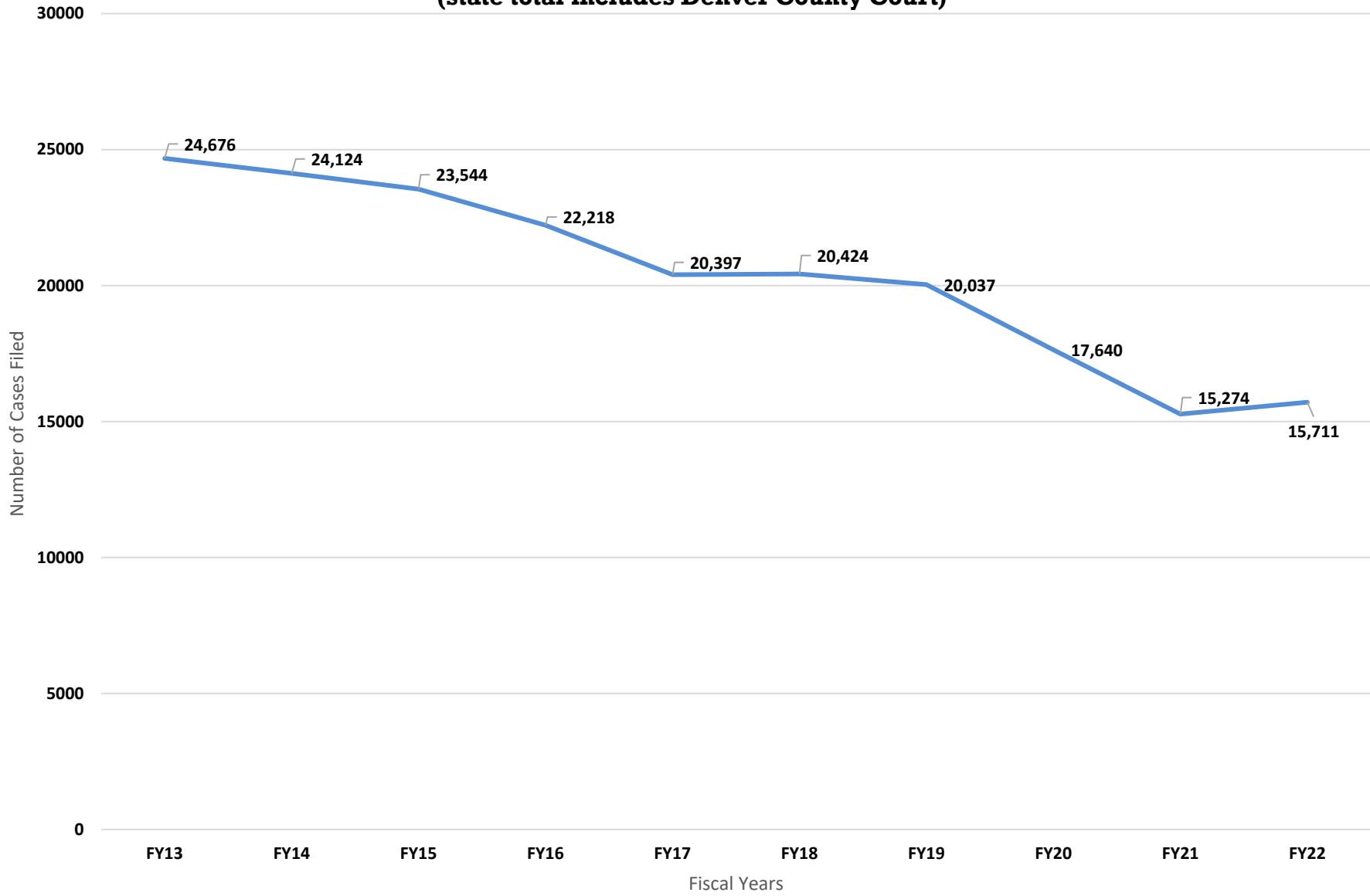


**Table 30:
DUI/DWAI Filings by District
Fiscal Year 2013 to Fiscal Year 2022**

| Judicial District | FY13 | FY14 | FY15 | FY16 | FY17 | FY18 | FY19 | FY20 | FY21 | FY22 | Totals |
|---|---------------|---------------|---------------|---------------|---------------|---------------|---------------|---------------|---------------|---------------|----------------|
| 1 | 1,982 | 2,054 | 2,068 | 1,997 | 1,987 | 2,110 | 1,941 | 1,626 | 1,405 | 1,384 | 18,554 |
| Denver County^(a) | 2,692 | 2,371 | 2,597 | 2,612 | 1,940 | 1,940 | 1,828 | 1,288 | 1,033 | 1,038 | 19,339 |
| 3 | 164 | 155 | 137 | 137 | 127 | 116 | 152 | 166 | 107 | 162 | 1,423 |
| 4 | 2,757 | 2,572 | 2,768 | 2,390 | 2,381 | 2,597 | 2,847 | 2,780 | 2,731 | 2,454 | 26,277 |
| 5 | 869 | 874 | 889 | 963 | 884 | 888 | 907 | 763 | 621 | 894 | 8,552 |
| 6 | 473 | 458 | 472 | 585 | 547 | 454 | 450 | 411 | 361 | 446 | 4,657 |
| 7 | 522 | 504 | 509 | 557 | 562 | 502 | 503 | 410 | 370 | 362 | 4,801 |
| 8 | 1,811 | 1,778 | 1,539 | 1,464 | 1,419 | 1,502 | 1,753 | 1,615 | 1,273 | 1,229 | 15,383 |
| 9 | 584 | 604 | 494 | 653 | 647 | 672 | 641 | 537 | 397 | 481 | 5,710 |
| 10 | 629 | 634 | 542 | 559 | 432 | 483 | 464 | 466 | 412 | 381 | 5,002 |
| 11 | 344 | 340 | 357 | 344 | 350 | 396 | 427 | 315 | 363 | 322 | 3,558 |
| 12 | 336 | 320 | 300 | 269 | 203 | 239 | 237 | 153 | 214 | 181 | 2,452 |
| 13 | 388 | 378 | 361 | 298 | 269 | 266 | 273 | 285 | 249 | 283 | 3,050 |
| 14 | 360 | 399 | 372 | 405 | 392 | 496 | 387 | 305 | 302 | 372 | 3,790 |
| 15 | 128 | 101 | 107 | 146 | 79 | 80 | 93 | 144 | 100 | 87 | 1,065 |
| 16 | 128 | 168 | 177 | 89 | 114 | 141 | 127 | 120 | 121 | 102 | 1,287 |
| 17 | 3,021 | 3,029 | 2,718 | 2,487 | 2,267 | 2,264 | 2,241 | 1,903 | 1,568 | 1,631 | 23,129 |
| 18 | 4,053 | 4,016 | 3,866 | 3,298 | 3,023 | 2,428 | 2,130 | 2,066 | 1,683 | 1,660 | 28,223 |
| 19 | 1,118 | 1,205 | 1,178 | 1,067 | 1,077 | 1,252 | 1,122 | 1,032 | 944 | 1,012 | 11,007 |
| 20 | 1,518 | 1,250 | 1,204 | 1,117 | 951 | 909 | 883 | 618 | 464 | 617 | 9,531 |
| 21 | 587 | 775 | 751 | 638 | 550 | 520 | 484 | 490 | 423 | 444 | 5,662 |
| 22 | 212 | 139 | 138 | 143 | 196 | 169 | 147 | 147 | 133 | 169 | 1,593 |
| State Totals Without Denver County Court | 21,984 | 21,753 | 20,947 | 19,606 | 18,457 | 18,484 | 18,209 | 16,352 | 14,241 | 14,673 | 184,706 |
| State Totals | 24,676 | 24,124 | 23,544 | 22,218 | 20,397 | 20,424 | 20,037 | 17,640 | 15,274 | 15,711 | 204,045 |

(a) Filings do not include DUI charges filed with Misdemeanor or Criminal Case classes

Table 30 Chart
DUI/DWAI New Traffic Case Filings
Fiscal Year 2013 through 2022
(state total includes Denver County Court)



**Table 31:
County Court Civil Filings by Case Type
Fiscal Year 2022**

| Judicial District | Court Location | Case Type | | | | | | | | | | Total |
|-------------------|------------------|-------------------|----------------------------------|-----------------------|-----------|------------|------------------|------------|-----------------------|--------------------------------------|---------------|--------|
| | | Extreme Risk (ER) | Forcible Entry and Detainer (FE) | Foreign Judgment (FJ) | Lien (LN) | Money (MY) | Name Change (NC) | Other (OT) | Protection Order (RS) | Protection Order Domestic Abuse (DA) | Replevin (RP) | |
| 1 | Gilpin | 0 | 8 | 0 | 0 | 67 | 2 | 4 | 12 | 11 | 1 | 105 |
| | Jefferson | 0 | 3,286 | 9 | 3 | 7,403 | 342 | 106 | 508 | 398 | 29 | 12,084 |
| | Total | 0 | 3,294 | 9 | 3 | 7,470 | 344 | 110 | 520 | 409 | 30 | 12,189 |
| 3 | Huerfano | 0 | 13 | 0 | 0 | 52 | 7 | 5 | 46 | 6 | 1 | 130 |
| | Las Animas | 0 | 31 | 0 | 0 | 137 | 8 | 1 | 70 | 28 | 3 | 278 |
| | Total | 0 | 44 | 0 | 0 | 189 | 15 | 6 | 116 | 34 | 4 | 408 |
| 4 | El Paso | 0 | 5,249 | 13 | 0 | 9,926 | 544 | 30 | 397 | 2,683 | 40 | 18,882 |
| | Teller | 0 | 41 | 1 | 0 | 263 | 8 | 0 | 43 | 53 | 0 | 409 |
| | Total | 0 | 5,290 | 14 | 0 | 10,189 | 552 | 30 | 440 | 2,736 | 40 | 19,291 |
| 5 | Clear Creek | 0 | 47 | 0 | 0 | 71 | 3 | 1 | 44 | 1 | 0 | 167 |
| | Eagle | 0 | 49 | 1 | 0 | 215 | 16 | 2 | 86 | 21 | 2 | 392 |
| | Eagle-Basalt | 0 | 8 | 1 | 0 | 8 | 3 | 1 | 5 | 1 | 0 | 27 |
| | Lake | 0 | 60 | 0 | 0 | 61 | 1 | 1 | 25 | 6 | 0 | 154 |
| | Summit | 0 | 32 | 0 | 0 | 132 | 10 | 0 | 46 | 10 | 1 | 231 |
| | Total | 0 | 196 | 2 | 0 | 487 | 33 | 5 | 206 | 39 | 3 | 971 |
| 6 | Archuleta | 0 | 24 | 1 | 0 | 83 | 7 | 14 | 58 | 31 | 0 | 218 |
| | La Plata | 0 | 97 | 4 | 0 | 434 | 36 | 5 | 125 | 105 | 5 | 811 |
| | San Juan | 0 | 0 | 0 | 0 | 1 | 2 | 0 | 5 | 1 | 1 | 10 |
| | Total | 0 | 121 | 5 | 0 | 518 | 45 | 19 | 188 | 137 | 6 | 1,039 |
| 7 | Delta | 2 | 69 | 1 | 0 | 436 | 14 | 3 | 62 | 46 | 6 | 639 |
| | Gunnison | 3 | 22 | 0 | 0 | 80 | 15 | 0 | 39 | 11 | 1 | 171 |
| | Hinsdale | 0 | 0 | 0 | 0 | 2 | 0 | 0 | 1 | 0 | 0 | 3 |
| | Montrose | 1 | 143 | 1 | 0 | 515 | 13 | 1 | 69 | 84 | 2 | 829 |
| | Montrose-Nucla | 0 | 15 | 0 | 0 | 14 | 1 | 0 | 16 | 6 | 0 | 52 |
| | Ouray | 0 | 11 | 0 | 0 | 26 | 3 | 0 | 7 | 7 | 0 | 54 |
| | San Miguel | 0 | 8 | 0 | 0 | 25 | 4 | 0 | 18 | 5 | 0 | 60 |
| Total | 6 | 268 | 2 | 0 | 1,098 | 50 | 4 | 212 | 159 | 9 | 1,808 | |
| 8 | Jackson | 0 | 3 | 0 | 0 | 8 | 0 | 0 | 5 | 0 | 1 | 17 |
| | Larimer | 0 | 713 | 3 | 0 | 3,228 | 246 | 14 | 339 | 175 | 13 | 4,731 |
| | Larimer-Loveland | 0 | 303 | 1 | 0 | 662 | 34 | 2 | 3 | 9 | 1 | 1,015 |
| | Total | 0 | 1,019 | 4 | 0 | 3,898 | 280 | 16 | 347 | 184 | 15 | 5,763 |

**Table 31:
County Court Civil Filings by Case Type
Fiscal Year 2022**

| Judicial District | Court Location | Case Type | | | | | | | | | | Total |
|-------------------|--------------------|-------------------|----------------------------------|-----------------------|-----------|------------|------------------|------------|-----------------------|--------------------------------------|---------------|--------------|
| | | Extreme Risk (ER) | Forcible Entry and Detainer (FE) | Foreign Judgment (FJ) | Lien (LN) | Money (MY) | Name Change (NC) | Other (OT) | Protection Order (RS) | Protection Order Domestic Abuse (DA) | Replevin (RP) | |
| 9 | Garfield | 0 | 50 | 2 | 0 | 288 | 17 | 5 | 68 | 44 | 4 | 478 |
| | Garfield-Rifle | 0 | 70 | 0 | 0 | 426 | 6 | 3 | 32 | 51 | 5 | 593 |
| | Pitkin | 0 | 15 | 0 | 1 | 73 | 8 | 4 | 40 | 5 | 1 | 147 |
| | Rio Blanco-Meeker | 0 | 4 | 0 | 0 | 45 | 2 | 2 | 3 | 4 | 0 | 60 |
| | Rio Blanco-Rangely | 0 | 4 | 0 | 0 | 10 | 0 | 2 | 7 | 2 | 0 | 25 |
| | Total | 0 | 143 | 2 | 1 | 842 | 33 | 16 | 150 | 106 | 10 | 1,303 |
| 10 | Pueblo | 6 | 995 | 8 | 1 | 2,817 | 106 | 28 | 804 | 139 | 14 | 4,918 |
| 11 | Chaffee | 0 | 21 | 0 | 0 | 115 | 17 | 1 | 52 | 7 | 1 | 214 |
| | Custer | 0 | 4 | 0 | 0 | 43 | 3 | 1 | 11 | 2 | 0 | 64 |
| | Fremont | 0 | 176 | 2 | 0 | 460 | 24 | 3 | 131 | 89 | 4 | 889 |
| | Park | 0 | 25 | 0 | 0 | 155 | 11 | 3 | 32 | 3 | 1 | 230 |
| | | Total | 0 | 226 | 2 | 0 | 773 | 55 | 8 | 226 | 101 | 6 |
| 12 | Alamosa | 0 | 76 | 1 | 0 | 299 | 10 | 0 | 108 | 25 | 0 | 519 |
| | Conejos | 0 | 14 | 0 | 0 | 108 | 0 | 0 | 33 | 4 | 1 | 160 |
| | Costilla | 0 | 4 | 0 | 0 | 49 | 0 | 1 | 29 | 9 | 1 | 93 |
| | Mineral | 0 | 0 | 0 | 0 | 2 | 0 | 0 | 3 | 0 | 0 | 5 |
| | Rio Grande | 0 | 31 | 1 | 0 | 187 | 4 | 4 | 32 | 11 | 1 | 271 |
| | Saguache | 0 | 19 | 0 | 0 | 79 | 5 | 2 | 11 | 12 | 5 | 133 |
| | Total | 0 | 144 | 2 | 0 | 724 | 19 | 7 | 216 | 61 | 8 | 1,181 |
| 13 | Kit Carson | 0 | 15 | 0 | 0 | 93 | 1 | 1 | 10 | 1 | 1 | 122 |
| | Logan | 0 | 78 | 0 | 0 | 199 | 6 | 1 | 53 | 6 | 3 | 346 |
| | Morgan | 0 | 97 | 0 | 0 | 389 | 22 | 1 | 51 | 18 | 4 | 582 |
| | Phillips | 0 | 1 | 0 | 0 | 27 | 4 | 0 | 10 | 0 | 0 | 42 |
| | Sedgwick | 0 | 3 | 2 | 1 | 20 | 1 | 0 | 12 | 2 | 0 | 41 |
| | Washington | 0 | 8 | 0 | 0 | 54 | 6 | 0 | 8 | 2 | 0 | 78 |
| | Yuma | 0 | 9 | 0 | 1 | 85 | 1 | 1 | 18 | 8 | 0 | 123 |
| | | Total | 0 | 211 | 2 | 2 | 867 | 41 | 4 | 162 | 37 | 8 |
| 14 | Grand | 0 | 23 | 0 | 0 | 55 | 6 | 3 | 8 | 6 | 0 | 101 |
| | Moffat | 0 | 34 | 0 | 0 | 152 | 7 | 3 | 30 | 13 | 3 | 242 |
| | Routt | 0 | 23 | 1 | 0 | 120 | 16 | 0 | 39 | 6 | 2 | 207 |
| | | Total | 0 | 80 | 1 | 0 | 327 | 29 | 6 | 77 | 25 | 5 |

**Table 31:
County Court Civil Filings by Case Type
Fiscal Year 2022**

| Judicial District | Court Location | Case Type | | | | | | | | | | Total |
|-------------------------------|---------------------|-------------------|----------------------------------|-----------------------|-----------|---------------|------------------|--------------|-----------------------|--------------------------------------|---------------|----------------|
| | | Extreme Risk (ER) | Forcible Entry and Detainer (FE) | Foreign Judgment (FJ) | Lien (LN) | Money (MY) | Name Change (NC) | Other (OT) | Protection Order (RS) | Protection Order Domestic Abuse (DA) | Replevin (RP) | |
| 15 | Baca | 0 | 7 | 0 | 2 | 26 | 0 | 0 | 12 | 11 | 0 | 58 |
| | Cheyenne | 0 | 3 | 0 | 0 | 20 | 1 | 0 | 2 | 2 | 0 | 28 |
| | Kiowa | 0 | 1 | 0 | 0 | 7 | 0 | 0 | 1 | 0 | 0 | 9 |
| | Prowers | 0 | 30 | 2 | 0 | 130 | 1 | 1 | 63 | 41 | 0 | 268 |
| | Total | 0 | 41 | 2 | 2 | 183 | 2 | 1 | 78 | 54 | 0 | 363 |
| 16 | Bent | 0 | 21 | 1 | 0 | 45 | 4 | 0 | 23 | 10 | 0 | 104 |
| | Crowley | 0 | 12 | 0 | 0 | 47 | 0 | 4 | 23 | 6 | 0 | 92 |
| | Otero | 0 | 80 | 1 | 0 | 263 | 14 | 4 | 69 | 57 | 4 | 492 |
| | Total | 0 | 113 | 2 | 0 | 355 | 18 | 8 | 115 | 73 | 4 | 688 |
| 17 | Adams | 0 | 5,288 | 7 | 0 | 11,080 | 316 | 249 | 564 | 921 | 40 | 18,465 |
| | Broomfield | 0 | 349 | 0 | 0 | 754 | 66 | 1 | 65 | 26 | 3 | 1,264 |
| | Total | 0 | 5,637 | 7 | 0 | 11,834 | 382 | 250 | 629 | 947 | 43 | 19,729 |
| 18 | Arapahoe-Centennial | 0 | 0 | 0 | 0 | 0 | 0 | 7 | 806 | 334 | 0 | 1,147 |
| | Arapahoe-Littleton | 1 | 7,356 | 10 | 1 | 9,912 | 450 | 64 | 235 | 88 | 33 | 18,150 |
| | Douglas | 0 | 990 | 2 | 1 | 3,221 | 230 | 51 | 238 | 131 | 7 | 4,871 |
| | Elbert | 0 | 18 | 1 | 2 | 240 | 11 | 1 | 40 | 6 | 3 | 322 |
| | Lincoln | 0 | 12 | 0 | 0 | 61 | 1 | 0 | 19 | 7 | 0 | 100 |
| Total | 1 | 8,376 | 13 | 4 | 13,434 | 692 | 123 | 1,338 | 566 | 43 | 24,590 | |
| 19 | Weld | 0 | 1,629 | 2 | 0 | 5,857 | 150 | 119 | 319 | 595 | 22 | 8,693 |
| 20 | Boulder | 5 | 851 | 2 | 0 | 1,720 | 249 | 23 | 429 | 35 | 3 | 3,317 |
| | Boulder-Longmont | 0 | 135 | 0 | 0 | 621 | 82 | 13 | 144 | 78 | 6 | 1,079 |
| | Total | 5 | 986 | 2 | 0 | 2,341 | 331 | 36 | 573 | 113 | 9 | 4,396 |
| 21 | Mesa | 0 | 668 | 5 | 0 | 2,401 | 102 | 5 | 461 | 329 | 23 | 3,994 |
| 22 | Dolores | 0 | 3 | 0 | 0 | 11 | 3 | 0 | 13 | 3 | 2 | 35 |
| | Montezuma | 0 | 44 | 1 | 0 | 260 | 15 | 3 | 135 | 47 | 2 | 507 |
| | Total | 0 | 47 | 1 | 0 | 271 | 18 | 3 | 148 | 50 | 4 | 542 |
| State Total | | 18 | 29,528 | 87 | 13 | 66,875 | 3,297 | 804 | 7,325 | 6,894 | 306 | 115,147 |
| Percent of State Total | | 0% | 26% | 0.08% | 0% | 58% | 3% | 0.70% | 6% | 6% | 0.27% | 100% |

**Table 32:
County Court Misdemeanor Filings by Case Type
Fiscal Year 2022**

| Judicial District | Court Location | Alcohol (AL) | Animal Violation (AN) | | Assault (AS) | Bail Violation (BV) | Child Abuse (CA) | Criminal Mischief (CM) | Cruelty to Animals (AM) | Curfew Violation (CF) |
|-------------------|----------------|--------------|-----------------------|-----------|--------------|---------------------|------------------|------------------------|-------------------------|-----------------------|
| | | | Arson (AR) | | | | | | | |
| 1 | Gilpin | 3 | 10 | 0 | 14 | 0 | 1 | 10 | 1 | 0 |
| | Jefferson | 175 | 201 | 15 | 230 | 1 | 196 | 152 | 17 | 2 |
| | Total | 178 | 211 | 15 | 244 | 1 | 197 | 162 | 18 | 2 |
| 3 | Huerfano | 2 | 2 | 0 | 5 | 0 | 1 | 8 | 1 | 0 |
| | Las Animas | 6 | 1 | 0 | 19 | 0 | 8 | 23 | 4 | 0 |
| | Total | 8 | 3 | 0 | 24 | 0 | 9 | 31 | 5 | 0 |
| 4 | El Paso | 278 | 85 | 22 | 470 | 1 | 165 | 289 | 227 | 3 |
| | Teller | 23 | 11 | 0 | 22 | 0 | 13 | 10 | 0 | 0 |
| | Total | 301 | 96 | 22 | 492 | 1 | 178 | 299 | 227 | 3 |
| 5 | Clear Creek | 6 | 20 | 2 | 13 | 1 | 6 | 7 | 2 | 0 |
| | Eagle | 42 | 11 | 1 | 41 | 2 | 16 | 25 | 1 | 0 |
| | Eagle-Basalt | 3 | 3 | 0 | 1 | 1 | 2 | 2 | 0 | 0 |
| | Lake | 1 | 20 | 0 | 10 | 0 | 2 | 0 | 0 | 0 |
| | Summit | 40 | 7 | 0 | 40 | 11 | 6 | 25 | 1 | 0 |
| | Total | 92 | 61 | 3 | 105 | 15 | 32 | 59 | 4 | 0 |
| 6 | Archuleta | 15 | 16 | 1 | 8 | 2 | 3 | 7 | 5 | 0 |
| | La Plata | 7 | 113 | 2 | 60 | 10 | 12 | 37 | 1 | 0 |
| | San Juan | 2 | 1 | 0 | 3 | 0 | 0 | 2 | 0 | 0 |
| | Total | 24 | 130 | 3 | 71 | 12 | 15 | 46 | 6 | 0 |
| 7 | Delta | 1 | 36 | 1 | 32 | 2 | 20 | 23 | 0 | 0 |
| | Gunnison | 1 | 9 | 0 | 22 | 8 | 5 | 6 | 0 | 0 |
| | Hinsdale | 1 | 0 | 0 | 2 | 0 | 0 | 0 | 0 | 0 |
| | Montrose | 14 | 32 | 0 | 41 | 5 | 26 | 23 | 0 | 0 |
| | Montrose-Nucla | 0 | 0 | 0 | 6 | 0 | 0 | 2 | 2 | 0 |
| | Ouray | 0 | 6 | 0 | 2 | 0 | 1 | 1 | 0 | 0 |
| | San Miguel | 4 | 2 | 0 | 8 | 4 | 0 | 5 | 0 | 0 |
| | Total | 21 | 85 | 1 | 113 | 19 | 52 | 60 | 2 | 0 |

**Table 32:
County Court Misdemeanor Filings by Case Type
Fiscal Year 2022**

| Judicial District | Court Location | Domestic Violence (DV) | Drugs (DG) | Escape (EC) | Fare Evasion (FV) | Forgery (FG) | Fraud (FD) | Gambling (GM) | Habitual Traffic (HT) | Harassment (HR) |
|-------------------|----------------|------------------------|--------------|-------------|-------------------|--------------|------------|---------------|-----------------------|-----------------|
| | | | | | | | | | | |
| 1 | Gilpin | 76 | 66 | 0 | 0 | 8 | 174 | 83 | 17 | 16 |
| | Jefferson | 1,458 | 1,140 | 62 | 0 | 2 | 2 | 0 | 270 | 153 |
| | Total | 1,534 | 1,206 | 62 | 0 | 10 | 176 | 83 | 287 | 169 |
| 3 | Huerfano | 28 | 21 | 0 | 0 | 0 | 0 | 0 | 6 | 9 |
| | Las Animas | 43 | 31 | 2 | 0 | 0 | 0 | 0 | 7 | 10 |
| | Total | 71 | 52 | 2 | 0 | 0 | 0 | 0 | 13 | 19 |
| 4 | El Paso | 2,822 | 982 | 118 | 0 | 0 | 19 | 0 | 134 | 212 |
| | Teller | 36 | 59 | 0 | 0 | 1 | 5 | 32 | 7 | 38 |
| | Total | 2,858 | 1,041 | 118 | 0 | 1 | 24 | 32 | 141 | 250 |
| 5 | Clear Creek | 33 | 7 | 0 | 0 | 0 | 0 | 0 | 7 | 5 |
| | Eagle | 169 | 44 | 0 | 0 | 0 | 4 | 0 | 9 | 64 |
| | Eagle-Basalt | 22 | 1 | 0 | 0 | 0 | 0 | 0 | 3 | 8 |
| | Lake | 41 | 4 | 0 | 0 | 0 | 0 | 0 | 0 | 8 |
| | Summit | 119 | 31 | 0 | 0 | 1 | 2 | 0 | 6 | 19 |
| Total | 384 | 87 | 0 | 0 | 1 | 6 | 0 | 25 | 104 | |
| 6 | Archuleta | 67 | 14 | 4 | 0 | 0 | 2 | 0 | 2 | 11 |
| | La Plata | 162 | 90 | 3 | 0 | 1 | 4 | 0 | 1 | 66 |
| | San Juan | 2 | 0 | 0 | 0 | 0 | 0 | 0 | 0 | 2 |
| | Total | 231 | 104 | 7 | 0 | 1 | 6 | 0 | 3 | 79 |
| 7 | Delta | 89 | 66 | 0 | 0 | 0 | 1 | 0 | 21 | 17 |
| | Gunnison | 35 | 22 | 0 | 0 | 0 | 0 | 0 | 5 | 7 |
| | Hinsdale | 2 | 1 | 0 | 0 | 0 | 0 | 0 | 0 | 1 |
| | Montrose | 197 | 136 | 2 | 0 | 0 | 1 | 0 | 57 | 15 |
| | Montrose-Nucla | 20 | 1 | 0 | 0 | 0 | 0 | 0 | 2 | 9 |
| | Ouray | 19 | 2 | 0 | 0 | 0 | 0 | 0 | 3 | 6 |
| | San Miguel | 26 | 13 | 0 | 0 | 0 | 0 | 0 | 4 | 9 |
| Total | 388 | 241 | 2 | 0 | 0 | 2 | 0 | 92 | 64 | |

**Table 32:
County Court Misdemeanor Filings by Case Type
Fiscal Year 2022**

| Judicial District | Court Location | Municipal Appeal (Court Not of Record) | | | | Prostitution (PS) | Protection Order Violation (PV) | Public Indecency (PI) | Public Peace and Order (PP) |
|-------------------|----------------|--|------------|------------|--------------|-------------------|---------------------------------|-----------------------|-----------------------------|
| | | Menacing (MN) | (MA) | Other (OT) | Perjury (PJ) | | | | |
| 1 | Gilpin | 0 | 0 | 65 | 0 | 0 | 36 | 1 | 0 |
| | Jefferson | 10 | 0 | 490 | 0 | 0 | 559 | 8 | 92 |
| | <i>Total</i> | <i>10</i> | <i>0</i> | <i>555</i> | <i>0</i> | <i>0</i> | <i>595</i> | <i>9</i> | <i>92</i> |
| 3 | Huerfano | 4 | 1 | 13 | 0 | 0 | 14 | 0 | 1 |
| | Las Animas | 2 | 0 | 17 | 0 | 0 | 25 | 5 | 16 |
| | <i>Total</i> | <i>6</i> | <i>1</i> | <i>30</i> | <i>0</i> | <i>0</i> | <i>39</i> | <i>5</i> | <i>17</i> |
| 4 | El Paso | 38 | 0 | 509 | 0 | 16 | 287 | 26 | 109 |
| | Teller | 7 | 0 | 58 | 0 | 0 | 50 | 2 | 0 |
| | <i>Total</i> | <i>45</i> | <i>0</i> | <i>567</i> | <i>0</i> | <i>16</i> | <i>337</i> | <i>28</i> | <i>109</i> |
| 5 | Clear Creek | 1 | 0 | 14 | 0 | 0 | 42 | 0 | 11 |
| | Eagle | 7 | 0 | 47 | 1 | 0 | 71 | 3 | 51 |
| | Eagle-Basalt | 0 | 0 | 4 | 0 | 0 | 13 | 0 | 3 |
| | Lake | 3 | 0 | 5 | 0 | 0 | 23 | 1 | 1 |
| | Summit | 4 | 0 | 55 | 0 | 0 | 66 | 5 | 52 |
| <i>Total</i> | <i>15</i> | <i>0</i> | <i>125</i> | <i>1</i> | <i>0</i> | <i>215</i> | <i>9</i> | <i>118</i> | |
| 6 | Archuleta | 3 | 0 | 14 | 0 | 0 | 61 | 0 | 10 |
| | La Plata | 1 | 0 | 58 | 0 | 0 | 149 | 2 | 3 |
| | San Juan | 1 | 0 | 14 | 0 | 0 | 2 | 0 | 0 |
| | <i>Total</i> | <i>5</i> | <i>0</i> | <i>86</i> | <i>0</i> | <i>0</i> | <i>212</i> | <i>2</i> | <i>13</i> |
| 7 | Delta | 5 | 1 | 36 | 0 | 0 | 138 | 1 | 19 |
| | Gunnison | 0 | 0 | 10 | 0 | 0 | 42 | 0 | 4 |
| | Hinsdale | 0 | 0 | 17 | 0 | 0 | 2 | 0 | 3 |
| | Montrose | 2 | 0 | 66 | 0 | 0 | 181 | 6 | 14 |
| | Montrose-Nucla | 4 | 0 | 3 | 0 | 0 | 5 | 0 | 1 |
| | Ouray | 0 | 0 | 5 | 1 | 0 | 7 | 0 | 0 |
| | San Miguel | 2 | 0 | 12 | 0 | 2 | 33 | 0 | 4 |
| <i>Total</i> | <i>13</i> | <i>1</i> | <i>149</i> | <i>1</i> | <i>2</i> | <i>408</i> | <i>7</i> | <i>45</i> | |

**Table 32:
County Court Misdemeanor Filings by Case Type
Fiscal Year 2022**

| Judicial District | Court Location | Sex Offenses (SX) | Theft (TH) | Trespass (TP) | Under Age Alcohol Offense (UA) | Weapon (WP) | Wildlife (WD or WL) | Total |
|-------------------|----------------|-------------------|------------|---------------|--------------------------------|-------------|---------------------|--------------|
| | | | | | | | | |
| 1 | Gilpin | 1 | 40 | 14 | 0 | 4 | 5 | 645 |
| | Jefferson | 63 | 474 | 358 | 97 | 104 | 94 | 6,425 |
| | Total | 64 | 514 | 372 | 97 | 108 | 99 | 7,070 |
| 3 | Huerfano | 0 | 6 | 8 | 2 | 6 | 19 | 157 |
| | Las Animas | 0 | 25 | 16 | 10 | 8 | 17 | 295 |
| | Total | 0 | 31 | 24 | 12 | 14 | 36 | 452 |
| 4 | El Paso | 143 | 460 | 409 | 80 | 91 | 24 | 8,019 |
| | Teller | 1 | 25 | 13 | 0 | 7 | 6 | 426 |
| | Total | 144 | 485 | 422 | 80 | 98 | 30 | 8,445 |
| 5 | Clear Creek | 0 | 5 | 7 | 3 | 2 | 32 | 226 |
| | Eagle | 6 | 26 | 15 | 63 | 4 | 4 | 727 |
| | Eagle-Basalt | 1 | 7 | 2 | 2 | 0 | 1 | 79 |
| | Lake | 3 | 7 | 3 | 6 | 2 | 8 | 148 |
| | Summit | 7 | 22 | 17 | 26 | 8 | 15 | 585 |
| | Total | 17 | 67 | 44 | 100 | 16 | 60 | 1,765 |
| 6 | Archuleta | 0 | 4 | 7 | 30 | 4 | 6 | 296 |
| | La Plata | 5 | 48 | 33 | 12 | 16 | 11 | 907 |
| | San Juan | 1 | 1 | 0 | 1 | 0 | 1 | 33 |
| | Total | 6 | 53 | 40 | 43 | 20 | 18 | 1,236 |
| 7 | Delta | 2 | 11 | 16 | 16 | 12 | 6 | 572 |
| | Gunnison | 3 | 5 | 12 | 24 | 6 | 9 | 235 |
| | Hinsdale | 0 | 0 | 1 | 0 | 0 | 2 | 32 |
| | Montrose | 1 | 40 | 44 | 24 | 26 | 6 | 959 |
| | Montrose-Nucla | 0 | 3 | 6 | 1 | 0 | 1 | 66 |
| | Ouray | 0 | 2 | 7 | 2 | 2 | 6 | 72 |
| | San Miguel | 1 | 5 | 8 | 4 | 8 | 7 | 161 |
| | Total | 7 | 66 | 94 | 71 | 54 | 37 | 2,097 |

**Table 32:
County Court Misdemeanor Filings by Case Type
Fiscal Year 2022**

| Judicial District | Court Location | Alcohol | Animal Violation | Assault | Bail Violation | Child Abuse | Criminal Mischief | Cruelty to Animals | Curfew Violation |
|-------------------|--------------------|------------|------------------|------------|----------------|-------------|-------------------|--------------------|------------------|
| | | (AL) | (AN) | Arson (AR) | (AS) | (BV) | (CA) | (CM) | (AM) |
| 8 | Jackson | 2 | 0 | 0 | 0 | 0 | 1 | 1 | 0 |
| | Larimer | 237 | 41 | 7 | 232 | 9 | 154 | 1 | 0 |
| | Larimer-Loveland | 63 | 24 | 3 | 67 | 6 | 35 | 0 | 0 |
| | Total | 302 | 65 | 10 | 299 | 15 | 190 | 2 | 0 |
| 9 | Garfield | 41 | 7 | 0 | 22 | 0 | 11 | 0 | 0 |
| | Garfield-Rifle | 38 | 23 | 0 | 21 | 0 | 4 | 2 | 0 |
| | Pitkin | 10 | 9 | 0 | 38 | 1 | 7 | 1 | 0 |
| | Rio Blanco-Meeker | 0 | 0 | 0 | 4 | 0 | 1 | 0 | 0 |
| | Rio Blanco-Rangely | 1 | 1 | 0 | 4 | 0 | 2 | 0 | 0 |
| Total | 90 | 40 | 0 | 89 | 1 | 15 | 25 | 3 | 0 |
| 10 | Pueblo | 18 | 101 | 0 | 97 | 1 | 43 | 8 | 1 |
| 11 | Chaffee | 28 | 6 | 1 | 35 | 0 | 12 | 0 | 0 |
| | Custer | 0 | 0 | 0 | 1 | 0 | 0 | 0 | 0 |
| | Fremont | 0 | 26 | 4 | 66 | 0 | 16 | 5 | 0 |
| | Park | 9 | 9 | 0 | 16 | 0 | 5 | 3 | 0 |
| | Total | 37 | 41 | 5 | 118 | 0 | 29 | 44 | 8 |
| 12 | Alamosa | 2 | 8 | 1 | 10 | 0 | 7 | 6 | 0 |
| | Conejos | 2 | 10 | 0 | 9 | 0 | 6 | 0 | 0 |
| | Costilla | 0 | 4 | 0 | 4 | 0 | 4 | 1 | 0 |
| | Mineral | 2 | 0 | 0 | 0 | 0 | 1 | 0 | 0 |
| | Rio Grande | 9 | 9 | 0 | 13 | 1 | 5 | 0 | 0 |
| | Saguache | 5 | 4 | 0 | 5 | 0 | 3 | 3 | 0 |
| | Total | 20 | 35 | 1 | 41 | 1 | 11 | 26 | 10 |
| 13 | Kit Carson | 7 | 2 | 0 | 4 | 0 | 4 | 0 | 0 |
| | Logan | 12 | 5 | 2 | 10 | 1 | 5 | 1 | 0 |
| | Morgan | 31 | 7 | 0 | 38 | 1 | 12 | 2 | 0 |
| | Phillips | 1 | 3 | 0 | 2 | 0 | 0 | 0 | 0 |
| | Sedgwick | 0 | 1 | 0 | 2 | 0 | 1 | 0 | 0 |
| | Washington | 4 | 0 | 0 | 4 | 0 | 2 | 0 | 0 |
| | Yuma | 2 | 4 | 0 | 15 | 0 | 4 | 3 | 0 |
| Total | 57 | 22 | 2 | 75 | 2 | 28 | 31 | 6 | 0 |
| 14 | Grand | 6 | 3 | 0 | 16 | 0 | 11 | 4 | 0 |
| | Moffat | 2 | 8 | 0 | 17 | 1 | 9 | 0 | 0 |
| | Routt | 18 | 12 | 2 | 23 | 1 | 5 | 0 | 0 |
| | Total | 26 | 23 | 2 | 56 | 2 | 20 | 38 | 4 |

**Table 32:
County Court Misdemeanor Filings by Case Type
Fiscal Year 2022**

| Judicial District | Court Location | Domestic Violence | Drugs (DG) | Escape | Fare Evasion | Forgery | Fraud (FD) | Gambling | Habitual Traffic | Harassment |
|-------------------|--------------------|-------------------|------------|-----------|--------------|----------|------------|-----------|------------------|------------|
| | | (DV) | (DG) | (EC) | (FV) | (FG) | (FD) | (GM) | (HT) | (HR) |
| 8 | Jackson | 12 | 1 | 0 | 0 | 0 | 0 | 0 | 0 | 1 |
| | Larimer | 408 | 602 | 82 | 0 | 4 | 17 | 0 | 60 | 143 |
| | Larimer-Loveland | 351 | 347 | 0 | 0 | 3 | 3 | 0 | 42 | 42 |
| | Total | 771 | 950 | 82 | 0 | 7 | 20 | 0 | 102 | 186 |
| 9 | Garfield | 137 | 40 | 1 | 0 | 0 | 1 | 0 | 8 | 25 |
| | Garfield-Rifle | 159 | 70 | 1 | 0 | 0 | 2 | 0 | 16 | 14 |
| | Pitkin | 5 | 3 | 0 | 0 | 0 | 1 | 0 | 1 | 19 |
| | Rio Blanco-Meeker | 9 | 3 | 0 | 0 | 0 | 0 | 0 | 0 | 1 |
| | Rio Blanco-Rangely | 12 | 1 | 0 | 0 | 0 | 0 | 0 | 1 | 2 |
| Total | 322 | 117 | 2 | 0 | 0 | 4 | 0 | 26 | 61 | |
| 10 | Pueblo | 682 | 112 | 36 | 0 | 0 | 1 | 0 | 53 | 26 |
| 11 | Chaffee | 64 | 73 | 0 | 0 | 0 | 0 | 0 | 4 | 23 |
| | Custer | 13 | 0 | 0 | 0 | 0 | 0 | 0 | 1 | 0 |
| | Fremont | 141 | 45 | 1 | 0 | 0 | 3 | 0 | 13 | 38 |
| | Park | 24 | 3 | 0 | 0 | 0 | 0 | 0 | 2 | 15 |
| | Total | 242 | 121 | 1 | 0 | 0 | 3 | 0 | 20 | 76 |
| 12 | Alamosa | 107 | 99 | 13 | 0 | 0 | 0 | 0 | 20 | 15 |
| | Conejos | 24 | 8 | 0 | 0 | 0 | 1 | 0 | 4 | 9 |
| | Costilla | 17 | 2 | 0 | 0 | 0 | 0 | 0 | 4 | 9 |
| | Mineral | 1 | 0 | 0 | 0 | 0 | 0 | 0 | 0 | 1 |
| | Rio Grande | 54 | 33 | 0 | 0 | 0 | 1 | 0 | 6 | 9 |
| | Saguache | 17 | 9 | 0 | 0 | 0 | 0 | 0 | 6 | 5 |
| Total | 220 | 151 | 13 | 0 | 0 | 2 | 0 | 40 | 48 | |
| 13 | Kit Carson | 22 | 12 | 0 | 0 | 0 | 0 | 0 | 5 | 4 |
| | Logan | 67 | 30 | 0 | 0 | 0 | 0 | 0 | 12 | 8 |
| | Morgan | 122 | 29 | 0 | 0 | 0 | 0 | 0 | 19 | 20 |
| | Phillips | 4 | 0 | 0 | 0 | 0 | 0 | 0 | 0 | 2 |
| | Sedgwick | 5 | 2 | 0 | 0 | 0 | 0 | 0 | 4 | 3 |
| | Washington | 16 | 1 | 0 | 0 | 0 | 0 | 0 | 4 | 1 |
| | Yuma | 6 | 7 | 0 | 0 | 0 | 0 | 0 | 4 | 4 |
| Total | 242 | 81 | 0 | 0 | 0 | 0 | 0 | 48 | 42 | |
| 14 | Grand | 57 | 15 | 0 | 0 | 0 | 1 | 0 | 6 | 14 |
| | Moffat | 36 | 57 | 0 | 0 | 0 | 5 | 0 | 4 | 8 |
| | Routt | 71 | 17 | 0 | 0 | 0 | 0 | 0 | 1 | 32 |
| | Total | 164 | 89 | 0 | 0 | 0 | 6 | 0 | 11 | 54 |

**Table 32:
County Court Misdemeanor Filings by Case Type
Fiscal Year 2022**

| Judicial District | Court Location | Municipal Appeal (Court Not of Record) | | Prostitution (PS) | Protection Order Violation (PV) | Public Indecency (PI) | Public Peace and Order (PP) |
|-------------------|--------------------|--|------------|-------------------|---------------------------------|-----------------------|-----------------------------|
| | | Menacing (MN) | Other (OT) | | | | |
| 8 | Jackson | 0 | 1 | 0 | 2 | 2 | 3 |
| | Larimer | 7 | 281 | 0 | 344 | 11 | 106 |
| | Larimer-Loveland | 8 | 149 | 0 | 193 | 2 | 27 |
| | Total | 15 | 431 | 0 | 539 | 15 | 136 |
| 9 | Garfield | 1 | 19 | 0 | 70 | 1 | 18 |
| | Garfield-Rifle | 2 | 13 | 0 | 80 | 0 | 18 |
| | Pitkin | 1 | 16 | 0 | 40 | 2 | 0 |
| | Rio Blanco-Meeker | 0 | 4 | 0 | 14 | 1 | 0 |
| | Rio Blanco-Rangely | 0 | 2 | 0 | 11 | 0 | 0 |
| Total | 4 | 54 | 0 | 215 | 4 | 36 | |
| 10 | Pueblo | 8 | 53 | 1 | 421 | 3 | 13 |
| 11 | Chaffee | 1 | 55 | 0 | 58 | 1 | 0 |
| | Custer | 1 | 5 | 0 | 6 | 0 | 2 |
| | Fremont | 6 | 32 | 0 | 111 | 1 | 33 |
| | Park | 0 | 18 | 0 | 13 | 2 | 2 |
| | Total | 8 | 110 | 0 | 188 | 4 | 37 |
| 12 | Alamosa | 4 | 36 | 0 | 84 | 1 | 8 |
| | Conejos | 0 | 7 | 0 | 18 | 0 | 0 |
| | Costilla | 0 | 22 | 0 | 14 | 0 | 1 |
| | Mineral | 0 | 2 | 0 | 0 | 0 | 0 |
| | Rio Grande | 0 | 4 | 0 | 35 | 0 | 14 |
| | Saguache | 2 | 3 | 0 | 3 | 0 | 5 |
| | Total | 6 | 74 | 0 | 154 | 1 | 28 |
| 13 | Kit Carson | 1 | 11 | 0 | 23 | 0 | 6 |
| | Logan | 1 | 14 | 0 | 94 | 1 | 2 |
| | Morgan | 0 | 31 | 0 | 137 | 0 | 6 |
| | Phillips | 0 | 5 | 0 | 6 | 0 | 0 |
| | Sedgwick | 0 | 6 | 0 | 4 | 0 | 0 |
| | Washington | 0 | 0 | 0 | 6 | 0 | 0 |
| | Yuma | 3 | 5 | 0 | 23 | 0 | 0 |
| Total | 5 | 72 | 0 | 293 | 1 | 14 | |
| 14 | Grand | 3 | 39 | 0 | 38 | 0 | 25 |
| | Moffat | 0 | 17 | 0 | 69 | 0 | 4 |
| | Routt | 0 | 18 | 0 | 30 | 0 | 15 |
| | Total | 3 | 74 | 0 | 137 | 0 | 44 |

**Table 32:
County Court Misdemeanor Filings by Case Type
Fiscal Year 2022**

| Judicial District | Court Location | Sex Offenses | Thft (TH) | Trespass | Under Age Alcohol Offense | Weapon | Wildlife | Total |
|-------------------|--------------------|--------------|------------|------------|---------------------------|-----------|--------------|--------------|
| | | (SX) | (TH) | (TP) | (UA) | (WP) | (WD or WL) | |
| 8 | Jackson | 0 | 1 | 1 | 1 | 1 | 12 | 42 |
| | Larimer | 45 | 255 | 139 | 58 | 30 | 43 | 3,355 |
| | Larimer-Loveland | 15 | 137 | 34 | 14 | 12 | 111 | 1,721 |
| | Total | 60 | 393 | 174 | 73 | 43 | 166 | 5,118 |
| 9 | Garfield | 4 | 17 | 21 | 11 | 4 | 0 | 467 |
| | Garfield-Rifle | 3 | 33 | 18 | 36 | 8 | 30 | 597 |
| | Pitkin | 3 | 16 | 25 | 14 | 2 | 7 | 222 |
| | Rio Blanco-Meeker | 0 | 5 | 1 | 0 | 1 | 7 | 51 |
| | Rio Blanco-Rangely | 0 | 3 | 3 | 0 | 1 | 6 | 50 |
| Total | 10 | 74 | 68 | 61 | 16 | 50 | 1,387 | |
| 10 | Pueblo | 24 | 84 | 36 | 25 | 30 | 67 | 1,982 |
| 11 | Chaffee | 7 | 38 | 29 | 7 | 11 | 13 | 477 |
| | Custer | 0 | 1 | 3 | 4 | 1 | 4 | 44 |
| | Fremont | 16 | 50 | 27 | 14 | 5 | 32 | 711 |
| | Park | 2 | 4 | 4 | 3 | 2 | 63 | 200 |
| | Total | 25 | 93 | 63 | 28 | 19 | 112 | 1,432 |
| 12 | Alamosa | 5 | 19 | 12 | 7 | 13 | 0 | 484 |
| | Conejos | 0 | 10 | 9 | 0 | 4 | 7 | 130 |
| | Costilla | 1 | 0 | 6 | 0 | 3 | 1 | 93 |
| | Mineral | 0 | 1 | 0 | 0 | 0 | 0 | 8 |
| | Rio Grande | 2 | 19 | 9 | 1 | 1 | 5 | 231 |
| | Saguache | 0 | 6 | 4 | 0 | 3 | 2 | 86 |
| | Total | 8 | 55 | 40 | 8 | 24 | 15 | 1,032 |
| 13 | Kit Carson | 1 | 7 | 7 | 1 | 2 | 2 | 123 |
| | Logan | 8 | 11 | 6 | 0 | 5 | 19 | 325 |
| | Morgan | 2 | 26 | 17 | 14 | 9 | 29 | 564 |
| | Phillips | 0 | 2 | 1 | 0 | 0 | 0 | 27 |
| | Sedgwick | 0 | 1 | 1 | 0 | 4 | 1 | 35 |
| | Washington | 0 | 0 | 0 | 2 | 1 | 0 | 43 |
| | Yuma | 0 | 5 | 2 | 0 | 0 | 2 | 92 |
| | Total | 11 | 52 | 34 | 17 | 21 | 53 | 1,209 |
| 14 | Grand | 3 | 8 | 12 | 10 | 6 | 33 | 316 |
| | Moffat | 1 | 21 | 10 | 12 | 6 | 10 | 309 |
| | Routt | 1 | 23 | 12 | 76 | 7 | 56 | 435 |
| | Total | 5 | 52 | 34 | 98 | 19 | 99 | 1,060 |

**Table 32:
County Court Misdemeanor Filings by Case Type
Fiscal Year 2022**

| Judicial District | Court Location | Alcohol | Animal Violation | Assault | Bail Violation | Child Abuse | Criminal Mischief | Cruelty to Animals | Curfew Violation | |
|-------------------------------|------------------|--------------|------------------|--------------|----------------|-------------|-------------------|--------------------|------------------|--------------|
| | | (AL) | (AN) | Arson (AR) | (AS) | (BV) | (CA) | (CM) | (AM) | (CF) |
| 15 | Baca | 1 | 7 | 0 | 0 | 2 | 2 | 2 | 0 | |
| | Cheyenne | 0 | 2 | 0 | 1 | 1 | 0 | 0 | 0 | |
| | Kiowa | 3 | 3 | 0 | 0 | 0 | 2 | 0 | 0 | |
| | Prowers | 23 | 6 | 2 | 10 | 0 | 2 | 7 | 3 | |
| | Total | 27 | 18 | 2 | 11 | 0 | 5 | 11 | 5 | 0 |
| 16 | Bent | 7 | 4 | 0 | 14 | 0 | 3 | 1 | 0 | |
| | Crowley | 2 | 1 | 0 | 3 | 1 | 1 | 4 | 0 | |
| | Otero | 12 | 6 | 1 | 21 | 1 | 8 | 25 | 4 | |
| | Total | 21 | 11 | 1 | 38 | 2 | 8 | 29 | 9 | 0 |
| 17 | Adams | 315 | 90 | 8 | 217 | 0 | 157 | 116 | 0 | |
| | Broomfield | 1 | 0 | 2 | 52 | 0 | 18 | 16 | 1 | |
| | Total | 316 | 90 | 10 | 269 | 0 | 175 | 132 | 1 | 0 |
| 18 | Arapahoe | 164 | 62 | 9 | 259 | 1 | 120 | 146 | 8 | |
| | Douglas | 77 | 161 | 7 | 114 | 1 | 82 | 64 | 13 | |
| | Elbert | 4 | 6 | 1 | 11 | 0 | 2 | 3 | 1 | |
| | Lincoln | 10 | 0 | 0 | 10 | 0 | 2 | 5 | 2 | |
| | Total | 255 | 229 | 17 | 394 | 2 | 206 | 218 | 24 | 16 |
| 19 | Weld | 103 | 50 | 3 | 186 | 0 | 101 | 88 | 11 | |
| 20 | Boulder | 26 | 17 | 10 | 170 | 6 | 17 | 90 | 3 | |
| | Boulder-Longmont | 5 | 11 | 6 | 54 | 6 | 23 | 43 | 0 | |
| | Total | 31 | 28 | 16 | 224 | 12 | 40 | 133 | 3 | 1 |
| 21 | Mesa | 168 | 136 | 1 | 120 | 2 | 52 | 71 | 2 | |
| 22 | Dolores | 0 | 5 | 0 | 2 | 0 | 0 | 4 | 2 | |
| | Montezuma | 36 | 25 | 1 | 67 | 2 | 22 | 17 | 4 | |
| | Total | 36 | 30 | 1 | 69 | 2 | 22 | 21 | 6 | 0 |
| State Total | | 2,131 | 1,505 | 115 | 3,135 | 90 | 1,299 | 1,751 | 364 | 23 |
| Percent of State Total | | 4% | 2% | 0.19% | 5% | 0% | 2% | 3% | 1% | 0.04% |

**Table 32:
County Court Misdemeanor Filings by Case Type
Fiscal Year 2022**

| Judicial District | Court Location | Domestic Violence | Drugs (DG) | Escape (EC) | Fare Evasion (FV) | Forgery (FG) | Fraud (FD) | Gambling (GM) | Habitual Traffic (HT) | Harassment (HR) |
|-------------------------------|------------------|-------------------|--------------|--------------|-------------------|--------------|------------|---------------|-----------------------|-----------------|
| | | (DV) | | | | | | | | |
| 15 | Baca | 6 | 7 | 0 | 0 | 0 | 0 | 0 | 1 | 3 |
| | Cheyenne | 4 | 1 | 0 | 0 | 0 | 0 | 0 | 0 | 1 |
| | Kiowa | 4 | 5 | 0 | 0 | 1 | 0 | 0 | 0 | 0 |
| | Prowers | 73 | 35 | 0 | 0 | 0 | 4 | 0 | 11 | 17 |
| | Total | 87 | 48 | 0 | 0 | 1 | 4 | 0 | 12 | 21 |
| 16 | Bent | 20 | 2 | 0 | 0 | 0 | 0 | 0 | 1 | 4 |
| | Crowley | 20 | 14 | 0 | 0 | 0 | 0 | 0 | 6 | 2 |
| | Otero | 92 | 40 | 2 | 0 | 0 | 2 | 0 | 14 | 19 |
| | Total | 132 | 56 | 2 | 0 | 0 | 2 | 0 | 21 | 25 |
| 17 | Adams | 1,161 | 1,032 | 35 | 0 | 0 | 1 | 0 | 333 | 52 |
| | Broomfield | 95 | 139 | 0 | 0 | 0 | 4 | 0 | 54 | 38 |
| | Total | 1,256 | 1,171 | 35 | 0 | 0 | 5 | 0 | 387 | 90 |
| 18 | Arapahoe | 837 | 480 | 67 | 0 | 0 | 6 | 0 | 158 | 112 |
| | Douglas | 483 | 348 | 1 | 0 | 3 | 8 | 0 | 51 | 59 |
| | Elbert | 25 | 34 | 0 | 0 | 0 | 1 | 0 | 12 | 7 |
| | Lincoln | 26 | 3 | 0 | 0 | 0 | 0 | 0 | 6 | 5 |
| | Total | 1,371 | 865 | 68 | 0 | 3 | 15 | 0 | 227 | 183 |
| 19 | Weld | 838 | 590 | 27 | 0 | 0 | 7 | 0 | 295 | 94 |
| 20 | Boulder | 357 | 139 | 21 | 0 | 0 | 1 | 0 | 26 | 101 |
| | Boulder-Longmont | 194 | 95 | 2 | 0 | 0 | 1 | 0 | 17 | 40 |
| | Total | 551 | 234 | 23 | 0 | 0 | 2 | 0 | 43 | 141 |
| 21 | Mesa | 440 | 700 | 35 | 0 | 0 | 19 | 0 | 77 | 104 |
| 22 | Dolores | 7 | 5 | 0 | 0 | 0 | 0 | 0 | 0 | 0 |
| | Montezuma | 130 | 29 | 0 | 0 | 0 | 1 | 0 | 5 | 37 |
| | Total | 137 | 34 | 0 | 0 | 0 | 1 | 0 | 5 | 37 |
| State Total | | 12,921 | 8,050 | 515 | 0 | 24 | 305 | 115 | 1,928 | 1,873 |
| Percent of State Total | | 21% | 13% | 0.85% | 0.00% | 0.04% | 1% | 0.19% | 3% | 3% |

**Table 32:
County Court Misdemeanor Filings by Case Type
Fiscal Year 2022**

| Judicial District | Court Location | Menacing (MN) | Municipal Appeal (Court Not of Record) | | Perjury (PJ) | Prostitution (PS) | Protection Order Violation (PV) | Public Indecency (PI) | Public Peace and Order (PP) |
|-------------------------------|------------------|---------------|--|--------------|--------------|-------------------|---------------------------------|-----------------------|-----------------------------|
| | | | (MA) | Other (OT) | | | | | |
| 15 | Baca | 0 | 0 | 1 | 0 | 0 | 5 | 0 | 8 |
| | Cheyenne | 0 | 0 | 0 | 0 | 0 | 4 | 0 | 1 |
| | Kiowa | 0 | 0 | 2 | 0 | 0 | 1 | 0 | 0 |
| | Prowers | 10 | 0 | 20 | 0 | 0 | 15 | 3 | 17 |
| | Total | 10 | 0 | 23 | 0 | 0 | 25 | 3 | 26 |
| 16 | Bent | 1 | 0 | 4 | 0 | 0 | 15 | 0 | 3 |
| | Crowley | 0 | 0 | 0 | 0 | 0 | 19 | 0 | 1 |
| | Otero | 4 | 0 | 24 | 0 | 0 | 73 | 4 | 21 |
| | Total | 5 | 0 | 28 | 0 | 0 | 107 | 4 | 25 |
| 17 | Adams | 18 | 0 | 291 | 0 | 0 | 1,059 | 11 | 75 |
| | Broomfield | 1 | 0 | 37 | 0 | 0 | 121 | 0 | 16 |
| | Total | 19 | 0 | 328 | 0 | 0 | 1,180 | 11 | 91 |
| 18 | Arapahoe | 18 | 0 | 226 | 0 | 18 | 754 | 28 | 78 |
| | Douglas | 14 | 0 | 337 | 0 | 0 | 441 | 3 | 60 |
| | Elbert | 2 | 0 | 12 | 0 | 0 | 21 | 0 | 0 |
| | Lincoln | 0 | 0 | 11 | 0 | 0 | 22 | 0 | 7 |
| | Total | 34 | 0 | 586 | 0 | 18 | 1,238 | 31 | 145 |
| 19 | Weld | 12 | 0 | 262 | 0 | 0 | 596 | 2 | 19 |
| 20 | Boulder | 34 | 0 | 115 | 0 | 0 | 186 | 6 | 42 |
| | Boulder-Longmont | 13 | 0 | 62 | 0 | 0 | 220 | 3 | 18 |
| | Total | 47 | 0 | 177 | 0 | 0 | 406 | 9 | 60 |
| 21 | Mesa | 20 | 0 | 196 | 0 | 0 | 527 | 13 | 100 |
| 22 | Dolores | 0 | 0 | 0 | 0 | 0 | 6 | 0 | 1 |
| | Montezuma | 5 | 0 | 46 | 0 | 0 | 167 | 4 | 10 |
| | Total | 5 | 0 | 46 | 0 | 0 | 173 | 4 | 11 |
| State Total | | 295 | 2 | 4,026 | 3 | 48 | 8,005 | 165 | 1,179 |
| Percent of State Total | | 0.49% | 0.003% | 7% | 0.00% | 0.08% | 13% | 0.27% | 2% |

**Table 32:
County Court Misdemeanor Filings by Case Type
Fiscal Year 2022**

| Judicial District | Court Location | Sex Offenses (SX) | Theft (TH) | Trespass (TP) | Under Age Alcohol Offense (UA) | Weapon (WP) | Wildlife (WD or WL) | Total |
|-------------------------------|------------------|-------------------|--------------|---------------|--------------------------------|-------------|---------------------|---------------|
| | | | | | | | | |
| 15 | Baca | 2 | 6 | 1 | 0 | 0 | 3 | 57 |
| | Cheyenne | 0 | 0 | 1 | 0 | 0 | 1 | 17 |
| | Kiowa | 0 | 0 | 0 | 0 | 0 | 0 | 21 |
| | Prowers | 6 | 44 | 22 | 4 | 2 | 5 | 341 |
| | Total | 8 | 50 | 24 | 4 | 2 | 9 | 436 |
| 16 | Bent | 2 | 6 | 3 | 1 | 1 | 11 | 103 |
| | Crowley | 2 | 3 | 2 | 0 | 8 | 1 | 90 |
| | Otero | 4 | 21 | 18 | 17 | 6 | 5 | 444 |
| | Total | 8 | 30 | 23 | 18 | 15 | 17 | 637 |
| 17 | Adams | 52 | 171 | 147 | 20 | 86 | 6 | 5,453 |
| | Broomfield | 8 | 40 | 8 | 0 | 11 | 0 | 662 |
| | Total | 60 | 211 | 155 | 20 | 97 | 6 | 6,115 |
| 18 | Arapahoe | 56 | 288 | 191 | 114 | 58 | 145 | 4,407 |
| | Douglas | 14 | 344 | 43 | 155 | 45 | 58 | 2,998 |
| | Elbert | 0 | 7 | 4 | 1 | 9 | 2 | 165 |
| | Lincoln | 3 | 10 | 4 | 11 | 0 | 0 | 137 |
| | Total | 73 | 649 | 242 | 281 | 112 | 205 | 7,707 |
| 19 | Weld | 48 | 221 | 105 | 50 | 65 | 31 | 3,804 |
| 20 | Boulder | 37 | 268 | 168 | 55 | 18 | 9 | 1,923 |
| | Boulder-Longmont | 20 | 59 | 38 | 40 | 6 | 0 | 976 |
| | Total | 57 | 327 | 206 | 95 | 24 | 9 | 2,899 |
| 21 | Mesa | 28 | 306 | 439 | 102 | 28 | 45 | 3,731 |
| 22 | Dolores | 0 | 0 | 3 | 0 | 0 | 0 | 35 |
| | Montezuma | 3 | 34 | 19 | 9 | 7 | 2 | 682 |
| | Total | 3 | 34 | 22 | 9 | 7 | 2 | 717 |
| State Total | | 666 | 3,847 | 2,661 | 1,292 | 832 | 1,166 | 60,331 |
| Percent of State Total | | 1% | 6% | 4% | 2% | 1% | 2% | 100% |

**Table 33:
County Court Small Claims Filings by Case Type
Fiscal Year 2022**

| Judicial District | Court Location | Breach of Contract (CT) | Covenant (CK) | Landlord Tenant (LT) | Money (MY) | Other (OT) | Total |
|-------------------|----------------|-------------------------|---------------|----------------------|------------|------------|-------|
| 1 | Gilpin | 0 | 0 | 0 | 8 | 0 | 8 |
| | Jefferson | 46 | 6 | 35 | 399 | 5 | 491 |
| | <i>Total</i> | 46 | 6 | 35 | 407 | 5 | 499 |
| 3 | Huerfano | 0 | 1 | 0 | 6 | 0 | 7 |
| | Las Animas | 0 | 0 | 1 | 10 | 0 | 11 |
| | <i>Total</i> | 0 | 1 | 1 | 16 | 0 | 18 |
| 4 | El Paso | 0 | 0 | 0 | 725 | 3 | 728 |
| | Teller | 0 | 1 | 0 | 19 | 0 | 20 |
| | <i>Total</i> | 0 | 1 | 0 | 744 | 3 | 748 |
| 5 | Clear Creek | 1 | 1 | 0 | 7 | 1 | 10 |
| | Eagle | 0 | 1 | 7 | 82 | 1 | 91 |
| | Eagle-Basalt | 1 | 0 | 0 | 6 | 0 | 7 |
| | Lake | 1 | 0 | 0 | 14 | 0 | 15 |
| | Summit | 2 | 0 | 2 | 35 | 0 | 39 |
| <i>Total</i> | 5 | 2 | 9 | 144 | 2 | 162 | |
| 6 | Archuleta | 1 | 0 | 0 | 15 | 0 | 16 |
| | La Plata | 2 | 1 | 1 | 46 | 1 | 51 |
| | San Juan | 0 | 0 | 1 | 2 | 0 | 3 |
| | <i>Total</i> | 3 | 1 | 2 | 63 | 1 | 70 |
| 7 | Delta | 0 | 0 | 0 | 18 | 0 | 18 |
| | Gunnison | 3 | 0 | 0 | 11 | 1 | 15 |
| | Hinsdale | 0 | 0 | 0 | 0 | 0 | 0 |
| | Montrose | 0 | 0 | 3 | 40 | 1 | 44 |
| | Montrose-Nucla | 0 | 0 | 0 | 1 | 0 | 1 |
| | Ouray | 1 | 0 | 3 | 5 | 0 | 9 |
| | San Miguel | 1 | 0 | 1 | 5 | 0 | 7 |
| <i>Total</i> | 5 | 0 | 7 | 80 | 2 | 94 | |

**Table 33:
County Court Small Claims Filings by Case Type
Fiscal Year 2022**

| Judicial District | Court Location | Breach of Contract (CT) | Covenant (CK) | Landlord Tenant (LT) | Money (MY) | Other (OT) | Total |
|-------------------|--------------------|-------------------------|---------------|----------------------|------------|------------|-------|
| 8 | Jackson | 1 | 0 | 1 | 1 | 1 | 4 |
| | Larimer | 20 | 1 | 50 | 229 | 9 | 309 |
| | Larimer-Loveland | 0 | 0 | 0 | 0 | 0 | 0 |
| | <i>Total</i> | 21 | 1 | 51 | 230 | 10 | 313 |
| 9 | Garfield | 1 | 0 | 4 | 30 | 2 | 37 |
| | Garfield-Rifle | 1 | 0 | 3 | 26 | 0 | 30 |
| | Pitkin | 0 | 0 | 0 | 21 | 0 | 21 |
| | Rio Blanco-Meeker | 0 | 0 | 0 | 5 | 0 | 5 |
| | Rio Blanco-Rangley | 0 | 0 | 0 | 0 | 0 | 0 |
| | <i>Total</i> | 2 | 0 | 7 | 82 | 2 | 93 |
| 10 | Pueblo | 7 | 0 | 7 | 165 | 2 | 181 |
| 11 | Chaffee | 0 | 0 | 0 | 23 | 0 | 23 |
| | Custer | 1 | 0 | 0 | 6 | 0 | 7 |
| | Fremont | 0 | 0 | 0 | 50 | 0 | 50 |
| | Park | 0 | 0 | 1 | 24 | 0 | 25 |
| | <i>Total</i> | 1 | 0 | 1 | 103 | 0 | 105 |
| 12 | Alamosa | 0 | 0 | 0 | 18 | 0 | 18 |
| | Conejos | 0 | 0 | 0 | 8 | 0 | 8 |
| | Costilla | 0 | 0 | 0 | 11 | 0 | 11 |
| | Mineral | 0 | 0 | 0 | 0 | 0 | 0 |
| | Rio Grande | 1 | 0 | 0 | 7 | 1 | 9 |
| | Saguache | 0 | 0 | 0 | 3 | 0 | 3 |
| | <i>Total</i> | 1 | 0 | 0 | 47 | 1 | 49 |
| 13 | Kit Carson | 0 | 0 | 0 | 9 | 0 | 9 |
| | Logan | 4 | 0 | 2 | 6 | 0 | 12 |
| | Morgan | 1 | 0 | 0 | 37 | 1 | 39 |
| | Phillips | 0 | 0 | 0 | 12 | 0 | 12 |
| | Sedgwick | 1 | 0 | 0 | 3 | 0 | 4 |
| | Washington | 0 | 0 | 0 | 4 | 0 | 4 |
| | Yuma | 0 | 0 | 0 | 8 | 0 | 8 |
| | <i>Total</i> | 6 | 0 | 2 | 79 | 1 | 88 |
| 14 | Grand | 0 | 0 | 0 | 11 | 0 | 11 |
| | Moffat | 0 | 0 | 0 | 14 | 0 | 14 |
| | Routt | 2 | 0 | 0 | 26 | 0 | 28 |
| | <i>Total</i> | 2 | 0 | 0 | 51 | 0 | 53 |

**Table 33:
County Court Small Claims Filings by Case Type
Fiscal Year 2022**

| Judicial District | Court Location | Breach of Contract (CT) | Covenant (CK) | Landlord Tenant (LT) | Money (MY) | Other (OT) | Total |
|-------------------------------|---------------------|-------------------------|---------------|----------------------|--------------|------------|--------------|
| 15 | Baca | 0 | 0 | 0 | 2 | 0 | 2 |
| | Cheyenne | 0 | 0 | 0 | 3 | 0 | 3 |
| | Kiowa | 0 | 0 | 0 | 3 | 0 | 3 |
| | Prowers | 0 | 0 | 0 | 16 | 0 | 16 |
| | Total | 0 | 0 | 0 | 24 | 0 | 24 |
| 16 | Bent | 0 | 0 | 1 | 6 | 0 | 7 |
| | Crowley | 0 | 0 | 0 | 7 | 0 | 7 |
| | Otero | 0 | 0 | 0 | 19 | 0 | 19 |
| | Total | 0 | 0 | 1 | 32 | 0 | 33 |
| 17 | Adams | 18 | 0 | 10 | 399 | 14 | 441 |
| | Broomfield | 0 | 0 | 0 | 63 | 0 | 63 |
| | Total | 18 | 0 | 10 | 462 | 14 | 504 |
| 18 | Arapahoe-Centennial | 0 | 0 | 0 | 2 | 0 | 2 |
| | Arapahoe-Littleton | 55 | 0 | 85 | 496 | 17 | 653 |
| | Douglas | 14 | 0 | 7 | 182 | 3 | 206 |
| | Elbert | 0 | 0 | 1 | 25 | 0 | 26 |
| | Lincoln | 0 | 0 | 0 | 7 | 1 | 8 |
| | Total | 69 | 0 | 93 | 712 | 21 | 895 |
| 19 | Weld | 37 | 1 | 28 | 241 | 2 | 309 |
| 20 | Boulder | 6 | 2 | 26 | 202 | 20 | 256 |
| | Boulder-Longmont | 0 | 0 | 0 | 0 | 0 | 0 |
| | Total | 6 | 2 | 26 | 202 | 20 | 256 |
| 21 | Mesa | 0 | 0 | 0 | 134 | 0 | 134 |
| 22 | Dolores | 0 | 0 | 0 | 0 | 0 | 0 |
| | Montezuma | 0 | 0 | 0 | 39 | 1 | 40 |
| | Total | 0 | 0 | 0 | 39 | 1 | 40 |
| State Total | | 229 | 15 | 280 | 4,057 | 87 | 4,668 |
| Percent of State Total | | 5% | 0.32% | 6% | 87% | 2% | 100% |

**Table 34:
County Court Traffic Filings by Case Type
Fiscal Year 2022**

| Judicial District | Court Location | Driving Under Suspension, Revocation or Denial (DP or DS) | Driving Under the Influence (DU) | Driving While Ability Impaired (DW) | Habitual Traffic Offender (HT) | Motor Vehicle (MV) | Municipal Appeal (Court Not of Record) (MA) | Total |
|-------------------|----------------|---|----------------------------------|-------------------------------------|--------------------------------|--------------------|---|---------------|
| 1 | Gilpin | 92 | 85 | 5 | 3 | 235 | 0 | 420 |
| | Jefferson | 1,986 | 1,278 | 16 | 25 | 4,899 | 0 | 8,204 |
| | Total | 2,078 | 1,363 | 21 | 28 | 5,134 | 0 | 8,624 |
| 3 | Huerfano | 72 | 61 | 4 | 4 | 258 | 0 | 399 |
| | Las Animas | 72 | 96 | 1 | 3 | 432 | 0 | 604 |
| | Total | 144 | 157 | 5 | 7 | 690 | 0 | 1,003 |
| 4 | El Paso | 3,131 | 2,291 | 35 | 47 | 8,183 | 0 | 13,687 |
| | Teller | 151 | 124 | 4 | 1 | 283 | 1 | 564 |
| | Total | 3,282 | 2,415 | 39 | 48 | 8,466 | 1 | 14,251 |
| 5 | Clear Creek | 88 | 73 | 2 | 3 | 499 | 0 | 665 |
| | Eagle | 264 | 290 | 10 | 0 | 823 | 0 | 1,387 |
| | Eagle-Basalt | 26 | 29 | 1 | 0 | 63 | 0 | 119 |
| | Lake | 19 | 24 | 0 | 1 | 92 | 0 | 136 |
| | Summit | 178 | 455 | 10 | 1 | 688 | 0 | 1,332 |
| Total | 575 | 871 | 23 | 5 | 2,165 | 0 | 3,639 | |
| 6 | Archuleta | 67 | 65 | 0 | 2 | 187 | 0 | 321 |
| | La Plata | 152 | 367 | 9 | 0 | 608 | 0 | 1,136 |
| | San Juan | 9 | 5 | 0 | 0 | 37 | 0 | 51 |
| | Total | 228 | 437 | 9 | 2 | 832 | 0 | 1,508 |
| 7 | Delta | 133 | 66 | 2 | 6 | 292 | 0 | 499 |
| | Gunnison | 34 | 103 | 6 | 3 | 163 | 0 | 309 |
| | Hinsdale | 1 | 4 | 0 | 0 | 31 | 0 | 36 |
| | Montrose | 231 | 107 | 5 | 10 | 444 | 0 | 797 |
| | Montrose-Nucla | 23 | 1 | 0 | 0 | 39 | 0 | 63 |
| | Ouray | 26 | 18 | 1 | 0 | 102 | 0 | 147 |
| | San Miguel | 66 | 49 | 0 | 0 | 85 | 0 | 200 |
| Total | 514 | 348 | 14 | 19 | 1,156 | 0 | 2,051 | |

**Table 34:
County Court Traffic Filings by Case Type
Fiscal Year 2022**

| Judicial District | Court Location | Driving Under Suspension, Revocation or Denial (DP or DS) | Driving Under the Influence (DU) | Driving While Ability Impaired (DW) | Habitual Traffic Offender (HT) | Motor Vehicle (MV) | Municipal Appeal (Court Not of Record) (MA) | Total |
|-------------------|--------------------|---|----------------------------------|-------------------------------------|--------------------------------|--------------------|---|--------------|
| 8 | Jackson | 4 | 3 | 0 | 0 | 46 | 0 | 53 |
| | Larimer | 542 | 730 | 26 | 10 | 1,708 | 0 | 3,016 |
| | Larimer-Loveland | 450 | 453 | 17 | 2 | 1,033 | 0 | 1,955 |
| | Total | 996 | 1,186 | 43 | 12 | 2,787 | 0 | 5,024 |
| 9 | Garfield | 127 | 211 | 13 | 1 | 479 | 0 | 831 |
| | Garfield-Rifle | 171 | 105 | 1 | 7 | 345 | 0 | 629 |
| | Pitkin | 81 | 127 | 3 | 0 | 181 | 0 | 392 |
| | Rio Blanco-Meeker | 23 | 14 | 0 | 1 | 79 | 0 | 117 |
| | Rio Blanco-Rangely | 11 | 6 | 1 | 0 | 28 | 0 | 46 |
| Total | 413 | 463 | 18 | 9 | 1,112 | 0 | 2,015 | |
| 10 | Pueblo | 829 | 365 | 16 | 18 | 1,561 | 0 | 2,789 |
| 11 | Chaffee | 50 | 127 | 4 | 0 | 356 | 0 | 537 |
| | Custer | 16 | 15 | 0 | 0 | 75 | 0 | 106 |
| | Fremont | 129 | 124 | 8 | 2 | 514 | 0 | 777 |
| | Park | 88 | 43 | 1 | 0 | 312 | 0 | 444 |
| Total | 283 | 309 | 13 | 2 | 1,257 | 0 | 1,864 | |
| 12 | Alamosa | 236 | 95 | 1 | 1 | 291 | 1 | 625 |
| | Conejos | 38 | 14 | 1 | 0 | 83 | 0 | 136 |
| | Costilla | 38 | 15 | 1 | 0 | 139 | 0 | 193 |
| | Mineral | 2 | 5 | 0 | 0 | 102 | 0 | 109 |
| | Rio Grande | 54 | 31 | 2 | 4 | 147 | 0 | 238 |
| | Saguache | 32 | 14 | 2 | 0 | 170 | 0 | 218 |
| Total | 400 | 174 | 7 | 5 | 932 | 1 | 1,519 | |
| 13 | Kit Carson | 46 | 51 | 2 | 1 | 190 | 0 | 290 |
| | Logan | 194 | 72 | 0 | 10 | 344 | 0 | 620 |
| | Morgan | 169 | 91 | 11 | 11 | 563 | 0 | 845 |
| | Phillips | 3 | 10 | 1 | 0 | 34 | 0 | 48 |
| | Sedgwick | 2 | 5 | 0 | 0 | 51 | 0 | 58 |
| | Washington | 31 | 10 | 3 | 0 | 107 | 0 | 151 |
| | Yuma | 18 | 26 | 1 | 2 | 118 | 0 | 165 |
| Total | 463 | 265 | 18 | 24 | 1,407 | 0 | 2,177 | |
| 14 | Grand | 114 | 148 | 0 | 0 | 328 | 0 | 590 |
| | Moffat | 78 | 57 | 0 | 2 | 163 | 0 | 300 |
| | Routt | 78 | 159 | 8 | 1 | 269 | 0 | 515 |
| | Total | 270 | 364 | 8 | 3 | 760 | 0 | 1,405 |

**Table 34:
County Court Traffic Filings by Case Type
Fiscal Year 2022**

| Judicial District | Court Location | Driving Under Suspension, Revocation or Denial (DP or DS) | Driving Under the Influence (DU) | Driving While Ability Impaired (DW) | Habitual Traffic Offender (HT) | Motor Vehicle (MV) | Municipal Appeal (Court Not of Record) (MA) | Total |
|-------------------------------|------------------|---|----------------------------------|-------------------------------------|--------------------------------|--------------------|---|---------------|
| 15 | Baca | 4 | 10 | 0 | 0 | 86 | 0 | 100 |
| | Cheyenne | 5 | 8 | 0 | 0 | 88 | 0 | 101 |
| | Kiowa | 10 | 9 | 3 | 0 | 68 | 0 | 90 |
| | Prowers | 82 | 54 | 3 | 4 | 739 | 0 | 882 |
| | Total | 101 | 81 | 6 | 4 | 981 | 0 | 1,173 |
| 16 | Bent | 31 | 15 | 1 | 1 | 86 | 0 | 134 |
| | Crowley | 22 | 16 | 3 | 1 | 107 | 0 | 149 |
| | Otero | 145 | 66 | 1 | 1 | 296 | 0 | 509 |
| | Total | 198 | 97 | 5 | 3 | 489 | 0 | 792 |
| 17 | Adams | 2,778 | 1,472 | 12 | 70 | 5,634 | 0 | 9,966 |
| | Broomfield | 383 | 147 | 0 | 17 | 380 | 0 | 927 |
| | Total | 3,161 | 1,619 | 12 | 87 | 6,014 | 0 | 10,893 |
| 18 | Arapahoe | 2,058 | 964 | 8 | 52 | 4,511 | 0 | 7,593 |
| | Douglas | 667 | 597 | 8 | 13 | 3,850 | 0 | 5,135 |
| | Elbert | 31 | 53 | 0 | 2 | 416 | 0 | 502 |
| | Lincoln | 65 | 29 | 1 | 4 | 428 | 0 | 527 |
| | Total | 2,821 | 1,643 | 17 | 71 | 9,205 | 0 | 13,757 |
| 19 | Weld | 2,078 | 987 | 25 | 79 | 3,411 | 0 | 6,580 |
| 20 | Boulder | 328 | 379 | 4 | 0 | 1,211 | 1 | 1,923 |
| | Boulder-Longmont | 277 | 228 | 6 | 1 | 619 | 0 | 1,131 |
| | Total | 605 | 607 | 10 | 1 | 1,830 | 1 | 3,054 |
| 21 | Mesa | 877 | 437 | 7 | 31 | 1,797 | 0 | 3,149 |
| 22 | Dolores | 10 | 4 | 0 | 0 | 27 | 0 | 41 |
| | Montezuma | 83 | 162 | 3 | 0 | 463 | 0 | 711 |
| | Total | 93 | 166 | 3 | 0 | 490 | 0 | 752 |
| State Total | | 20,409 | 14,354 | 319 | 458 | 52,476 | 3 | 88,019 |
| Percent of State Total | | 23% | 16% | 0% | 1% | 60% | 0.00% | 100% |



*Section V:
Water Court*

Water Court Judges

Water Division One – Greeley
South Platte River Basin
Todd Taylor

Water Division Two – Pueblo
Arkansas River Basin
Larry C. Schwartz

Water Division Three – Alamosa
Rio Grande River Basin
Michael A. Gonzales

Water Division Four – Montrose
Gunnison River Basin
J. Steven Patrick

Water Division Five – Glenwood Springs
Colorado River Basin
James B. Boyd

Water Division Six – Steamboat Springs
White River Basin
Michael A. O'Hara, III

Water Division Seven – Durango
San Juan River Basin
Jeffrey R. Wilson

Water Court

The Water Right Determination and Administration Act of 1969 created seven water divisions based upon the drainage patterns of major rivers in Colorado: The South Platte, Arkansas, Rio Grande, Gunnison, Colorado, White and San Juan rivers. Each water division is staffed by a division engineer appointed by the state engineer, a water judge appointed by the Colorado Supreme Court, a water referee appointed by the water judge, and a water clerk assigned by the district court.

Water judges are district judges who have jurisdiction in the determination of water rights, the use and administration of water, and all other water matters within the jurisdiction of the water division. There are no jury trials in water courts, and all appeals are filed directly with the Colorado Supreme Court.

All water courts operate under a standard case definition approved by the Colorado Supreme Court in 1981. This made possible the establishment of water court filing standards, which have been reported annually by water divisions since July 1, 1981.

Specific information regarding each of the seven water divisions is available at <http://www.courts.state.co.us/Courts/Water/Index.cfm>.

**Table 35:
Water Court Filings, Claims, and Percent Change
Fiscal Year 2021 and Fiscal Year 2022**

| Division | County | | FY2021 | FY2022 | Percent Change |
|-----------------|-----------------------------------|----------------|---------------|---------------|-----------------------|
| One | Weld County, Greeley | Filings | 259 | 244 | -6% |
| | | Claims | 1,120 | 614 | -45% |
| Two | Pueblo County, Pueblo | Filings | 103 | 120 | 17% |
| | | Claims | 456 | 1,170 | 157% |
| Three | Alamosa County, Alamosa | Filings | 65 | 85 | 31% |
| | | Claims | 155 | 452 | 192% |
| Four | Montrose County, Montrose | Filings | 127 | 139 | 9% |
| | | Claims | 354 | 295 | -17% |
| Five | Garfield County, Glenwood Springs | Filings | 198 | 174 | -12% |
| | | Claims | 1,308 | 981 | -25% |
| Six | Routt County, Steamboat Springs | Filings | 74 | 164 | 122% |
| | | Claims | 203 | 303 | 49% |
| Seven | La Plata County, Durango | Filings | 76 | 71 | -7% |
| | | Claims | 207 | 154 | -26% |
| State | | Filings | 902 | 997 | 10.53% |
| Total | | Claims | 3,803 | 3,969 | 4.36% |



*Section VI:
Office of Dispute Resolution*

The Office of Dispute Resolution

The Office of Dispute Resolution (ODR) was created by the Colorado Dispute Resolution Act in 1983. ODR's mission is to establish or make available dispute resolution programs and related services throughout the state, as designated by the Chief Justice of Colorado's Supreme Court.

In fiscal year 2022 (FY22), ODR continued to provide remotely delivered mediation services through its 85 plus contract mediators although some in-person mediation did resume as COVID restrictions lifted in the courthouses. During this past year, ODR contractors handled 6,250 cases, down from FY21 during which 6,860 cases were handled. This slight decrease in overall caseload (9%) was unsurprising as there has been a general downward trend in domestic relations filings, which make up about 70% of ODR's cases. Specifically, annual [Colorado Judicial Statistics](#) indicate there has been a decrease in domestic relations filings of about 10% over the course of five years (from the FY17 highwater mark of 34,966 cases to FY21, during which 31,465 new domestic relations cases were filed). Mediation services constituted approximately 99% of ODR's services in FY22. The remaining caseload included limited neutral services in select districts including early neutral assessment, parenting plan facilitation, and supervised parenting or exchange services.

The overall agreement rate (full or partial) was a little less than half (45.7%) of all cases, however, there was not a corollary change in unresolved cases as this remained at about 32%. Significantly, there were increases in the overall number of ongoing cases and cases in which a party extended a settlement proposal which was under consideration by the other party at the mediation's conclusion. One hypothesis from these data may be that parties are less likely to commit to an agreement when mediation services are delivered remotely.

In 2022, ODR revised its customer satisfaction survey by offering parties the ability to complete the survey online in [Spanish](#) and [English](#), via an online link. Of the 104 responses received from the survey, the results are summarized below:

| Survey Response | Very Satisfied | Mostly Satisfied | Somewhat Satisfied | Neither Satisfied nor Dissatisfied | Not at all Satisfied | Totals |
|-----------------|----------------|------------------|--------------------|------------------------------------|----------------------|--------|
| Number | 77 | 20 | 1 | 3 | 3 | 104 |
| Percentage | 74% | 19% | 1% | 3% | 3% | 100% |

ODR will continue to encourage its contractors to push this survey to parties to receive greater numbers of survey responses.

Diversity of ODR contract services providers continued to be a priority for ODR in FY22. A mentoring program for new Spanish-speaking contract mediators, launched in the Denver courts in FY21, has proven to be successful as three new Spanish-speaking contractors were added this past year after receiving sufficient mentoring from current ODR contractors.

ODR continues to pursue technological solutions for parties to help resolve disputes. ODR received a \$200,000 grant from the State Internet Portal Authority, to purchase an online dispute resolution tool to offer court customers. This court-related online dispute resolution tool will provide a public facing digital space in which parties can gather legal information, triage the issues in their case, and to convene to resolve their dispute or case, either directly with each other through a court-connected communication platform, or through online mediation.

Districts continue to consult with ODR for technical assistance in designing and implementing dispute resolution programs. One successful example of this is a program to help mitigate the impacts of evictions in the Colorado Springs area. ODR provided a group of contract mediators for an eviction diversion pilot program there through a partnership with Colorado Legal Services and the United Way of El Paso County.

ODR receives a General Fund appropriation for administrative and program costs. ODR continues to provide reduced-fee services for qualifying indigent parties based on its General Fund appropriation and continued receipt of the federal Child Access and Visitation Program grant funds. General information regarding the Office of Dispute Resolution is available at www.coloradoODR.org

**Table 36:
ADR Services by Case Type and Disposition Percentage
Fiscal Year 2022**

| Case Type | Cases completely or partially resolved | Cases not resolved ¹ | Cases served left with proposal ² | Cases inappropriate for ADR | Cases ongoing | ADR referred, session not held ³ | Total # of cases reported |
|-----------------------------------|--|---------------------------------|--|-----------------------------|---------------|---|---------------------------|
| Domestic - Initial Filings | 1,341 | 684 | 216 | 8 | 163 | 142 | 2,554 |
| Percentage | 52% | 27% | 8% | 1% | 6% | 6% | 100% |
| Domestic - Modifications | 731 | 874 | 128 | 4 | 114 | 53 | 1,904 |
| Percentage | 38.0% | 46.0% | 7.0% | 0.0% | 6.0% | 3.0% | 100% |
| Dependency & Neglect | 218 | 85 | 68 | 2 | 65 | 41 | 479 |
| Percentage | 46% | 18% | 14% | 0% | 14% | 8% | 100% |
| Child Support Enforcement | 15 | 24 | 0 | 0 | 0 | 17 | 56 |
| Percentage | 27.0% | 43.0% | 0.0% | 0.0% | 0.0% | 30.0% | 100% |
| Juvenile | 10 | 3 | 3 | 0 | 0 | 2 | 18 |
| Percentage | 56% | 17% | 17% | 0% | 0% | 0% | 100% |
| District Civil | 31 | 44 | 3 | 0 | 7 | 4 | 89 |
| Percentage | 35% | 49% | 3% | 0% | 8% | 5% | 100% |
| County Civil | 365 | 215 | 137 | 0 | 57 | 83 | 857 |
| Percentage | 43.0% | 25.0% | 16.0% | 0.0% | 7.0% | 9.0% | 100% |
| Criminal | 7 | 0 | 4 | 0 | 0 | 0 | 11 |
| Percentage | 64.0% | 0.0% | 36.0% | 0.0% | 0.0% | 0.0% | 100% |
| Probate | 12 | 11 | 1 | 0 | 2 | 1 | 27 |
| Percentage | 44% | 41% | 4% | 0% | 7% | 4% | 100% |
| Collections | 5 | 5 | 0 | 0 | 0 | 0 | 10 |
| Percentage | 50.0% | 50.0% | 0.0% | 0.0% | 0.0% | 0.0% | 100% |
| Small Claims | 108 | 83 | 2 | 4 | 5 | 7 | 209 |
| Percentage | 52.0% | 40.0% | 1.0% | 2.0% | 2.0% | 3.0% | 100% |
| Restraining Orders | 0 | 0 | 0 | 0 | 0 | 0 | 0 |
| Percentage | 0.0% | 0.0% | 0.0% | 0.0% | 0.0% | 0.0% | 100% |
| HOA | 6 | 7 | 1 | 0 | 1 | 0 | 15 |
| Percentage | 40.0% | 47.0% | 7.0% | 0.0% | 7.0% | 0.0% | 100% |
| Other | 9 | 3 | 0 | 0 | 9 | 0 | 21 |
| Percentage | 43% | 14% | 0% | 0% | 43% | 0% | 100% |
| Total Cases Reported | 2,858 | 2,038 | 563 | 18 | 423 | 350 | 6,250 |
| Percentage | 45.7% | 32.6% | 9.0% | 0.3% | 6.8% | 5.6% | 100% |

¹ No agreement was reached at time of service. The parties may or may not have settled subsequent to ADR service; this information is not available.

² Parties left with proposed agreement. Information is not available as to whether this agreement was finalized.

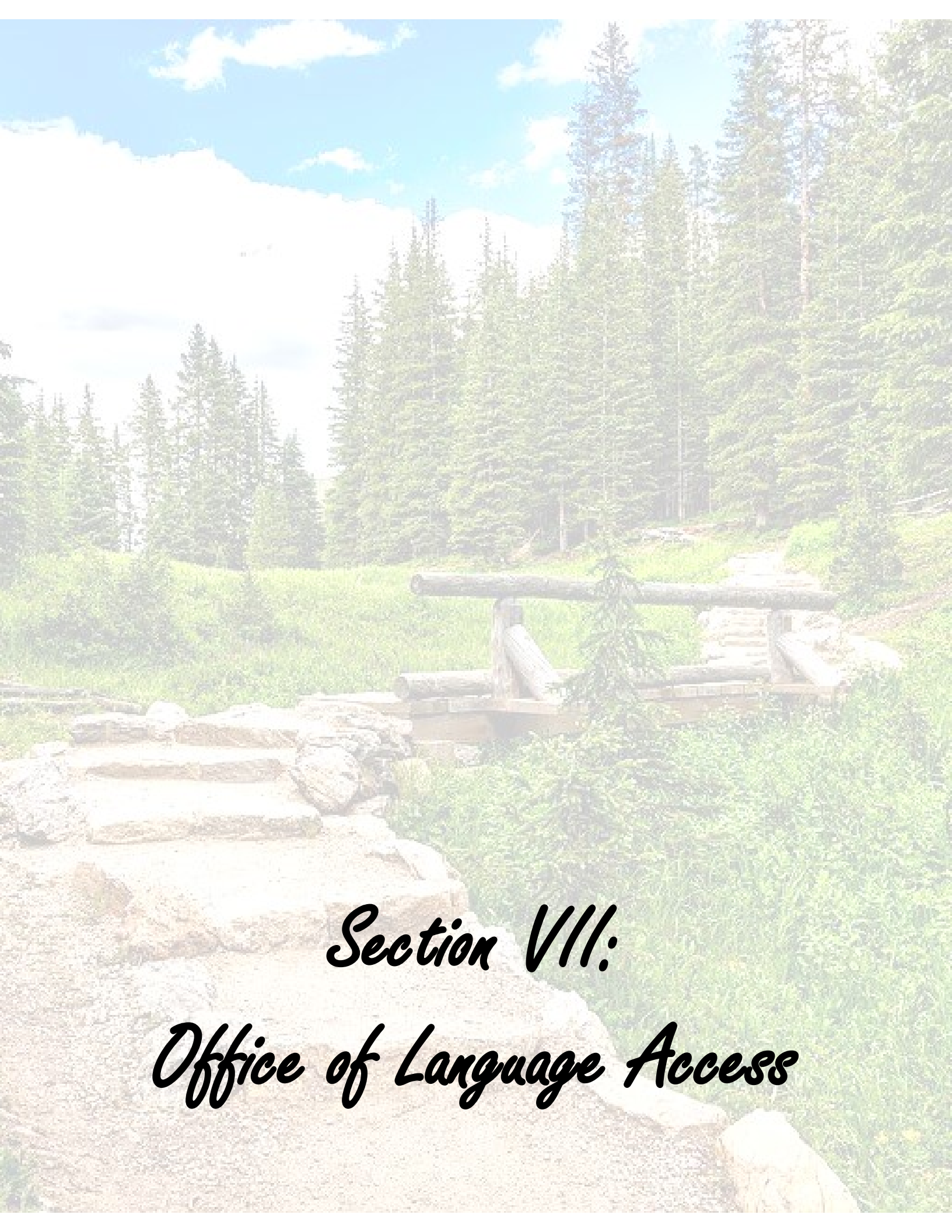
³ ADR session was not held for a variety of reasons, including settlement prior to ADR service, refusal by one party to attend, decision to use another provider, and other.

**Table 37:
ADR Services Provided by District and Case Type for FY2022**

| Judicial District | Domestic Relations Initial Filing | Domestic Relations Modification | Child Support Services | D&N (EPP & Non-EPP) | Juvenile | District Civil | County Civil | Collections | Probate | Small Claims | Protection Orders | HOA | Other | Total Cases Served |
|--------------------|-----------------------------------|---------------------------------|------------------------|---------------------|-----------|----------------|--------------|-------------|-----------|--------------|-------------------|-----------|-----------|--------------------|
| 1 | 199 | 192 | 1 | 0 | 1 | 11 | 182 | 4 | 3 | 5 | 0 | 3 | 2 | 603 |
| 2 | 164 | 105 | 0 | 276 | 2 | 15 | 58 | 0 | 6 | 1 | 0 | 3 | 2 | 632 |
| 3 | 14 | 3 | 0 | 0 | 0 | 0 | 3 | 0 | 0 | 0 | 0 | 0 | 0 | 20 |
| 4 | 486 | 534 | 12 | 173 | 1 | 12 | 127 | 0 | 0 | 4 | 0 | 0 | 1 | 1350 |
| 5 | 18 | 19 | 0 | 0 | 0 | 2 | 12 | 0 | 0 | 1 | 0 | 1 | 1 | 54 |
| 6 | 2 | 2 | 0 | 0 | 0 | 0 | 4 | 0 | 0 | 0 | 0 | 0 | 0 | 8 |
| 7 | 1 | 18 | 0 | 0 | 0 | 0 | 8 | 0 | 2 | 0 | 0 | 0 | 10 | 39 |
| 8 | 68 | 44 | 0 | 1 | 0 | 5 | 4 | 0 | 0 | 0 | 0 | 0 | 0 | 122 |
| 9 | 21 | 14 | 0 | 12 | 0 | 1 | 2 | 0 | 0 | 0 | 0 | 0 | 0 | 50 |
| 10 | 257 | 132 | 0 | 0 | 2 | 8 | 0 | 0 | 4 | 0 | 0 | 0 | 1 | 404 |
| 11 | 88 | 11 | 0 | 0 | 0 | 3 | 3 | 0 | 0 | 0 | 0 | 0 | 1 | 106 |
| 12 | 4 | 3 | 0 | 0 | 0 | 0 | 1 | 0 | 0 | 0 | 0 | 0 | 1 | 9 |
| 13 | 31 | 11 | 0 | 0 | 0 | 0 | 1 | 0 | 0 | 0 | 0 | 0 | 0 | 43 |
| 14 | 7 | 7 | 0 | 0 | 0 | 0 | 2 | 0 | 0 | 0 | 0 | 0 | 0 | 16 |
| 15 | 0 | 0 | 0 | 0 | 0 | 0 | 0 | 0 | 0 | 0 | 0 | 0 | 0 | 0 |
| 16 | 6 | 2 | 0 | 0 | 0 | 0 | 0 | 0 | 0 | 0 | 0 | 0 | 0 | 8 |
| 17 | 255 | 279 | 2 | 0 | 3 | 4 | 116 | 2 | 0 | 16 | 0 | 2 | 1 | 680 |
| 18 | 607 | 377 | 41 | 0 | 5 | 23 | 228 | 4 | 12 | 181 | 0 | 3 | 7 | 1488 |
| 19 | 197 | 63 | 0 | 0 | 3 | 2 | 53 | 0 | 0 | 1 | 0 | 0 | 2 | 321 |
| 20 | 69 | 62 | 0 | 17 | 1 | 3 | 48 | 0 | 0 | 0 | 0 | 3 | 0 | 203 |
| 21 | 54 | 21 | 0 | 0 | 0 | 0 | 5 | 0 | 0 | 0 | 0 | 0 | 2 | 82 |
| 22 | 6 | 5 | 0 | 0 | 0 | 0 | 0 | 0 | 0 | 0 | 0 | 0 | 1 | 12 |
| State Total | 2554 | 1904 | 56 | 479 | 18 | 89 | 857 | 10 | 27 | 209 | 0 | 15 | 32 | 6250 |

**Table 38:
Mediation Services Provided by District and Case Type for FY2022**

| Judicial District | Domestic Relations Initial Filing | Domestic Relations Modification | Child Support Services | D&N (EPP & Non-EPP) | Juvenile | District Civil | County Civil | Collections | Probate | Small Claims | Protection Orders | HOA | Other | Total Cases Served |
|--------------------|-----------------------------------|---------------------------------|------------------------|---------------------|-----------|----------------|--------------|-------------|-----------|--------------|-------------------|-----------|-----------|--------------------|
| 1 | 199 | 192 | 1 | 0 | 1 | 11 | 182 | 4 | 3 | 5 | 0 | 3 | 2 | 603 |
| 2 | 164 | 105 | 0 | 276 | 2 | 15 | 58 | 0 | 6 | 1 | 0 | 3 | 0 | 630 |
| 3 | 14 | 3 | 0 | 0 | 0 | 0 | 3 | 0 | 0 | 0 | 0 | 0 | 0 | 20 |
| 4 | 482 | 533 | 12 | 173 | 1 | 12 | 127 | 0 | 0 | 4 | 0 | 0 | 1 | 1345 |
| 5 | 18 | 19 | 0 | 0 | 0 | 2 | 12 | 0 | 0 | 1 | 0 | 0 | 1 | 54 |
| 6 | 2 | 2 | 0 | 0 | 0 | 0 | 4 | 0 | 2 | 0 | 0 | 1 | 0 | 8 |
| 7 | 1 | 3 | 0 | 0 | 0 | 0 | 8 | 0 | 0 | 0 | 0 | 0 | 2 | 16 |
| 8 | 54 | 36 | 0 | 1 | 0 | 5 | 4 | 0 | 0 | 0 | 0 | 0 | 0 | 100 |
| 9 | 21 | 14 | 0 | 12 | 0 | 1 | 2 | 0 | 4 | 0 | 0 | 0 | 0 | 50 |
| 10 | 257 | 132 | 0 | 0 | 2 | 8 | 0 | 0 | 0 | 0 | 0 | 0 | 1 | 404 |
| 11 | 88 | 11 | 0 | 0 | 0 | 3 | 3 | 0 | 0 | 0 | 0 | 0 | 1 | 106 |
| 12 | 4 | 3 | 0 | 0 | 0 | 0 | 1 | 0 | 0 | 0 | 0 | 0 | 1 | 9 |
| 13 | 31 | 11 | 0 | 0 | 0 | 0 | 1 | 0 | 0 | 0 | 0 | 0 | 0 | 43 |
| 14 | 7 | 7 | 0 | 0 | 0 | 0 | 2 | 0 | 0 | 0 | 0 | 0 | 0 | 16 |
| 15 | 0 | 0 | 0 | 0 | 0 | 0 | 0 | 0 | 0 | 0 | 0 | 0 | 0 | 0 |
| 16 | 6 | 2 | 0 | 0 | 0 | 0 | 0 | 0 | 0 | 0 | 0 | 0 | 0 | 8 |
| 17 | 241 | 279 | 0 | 0 | 3 | 4 | 116 | 2 | 0 | 16 | 0 | 0 | 1 | 666 |
| 18 | 607 | 377 | 2 | 0 | 5 | 23 | 228 | 4 | 12 | 181 | 0 | 2 | 7 | 1488 |
| 19 | 197 | 61 | 41 | 0 | 3 | 2 | 53 | 0 | 0 | 1 | 0 | 3 | 2 | 319 |
| 20 | 64 | 62 | 0 | 17 | 1 | 3 | 48 | 0 | 0 | 0 | 0 | 0 | 0 | 198 |
| 21 | 54 | 21 | 0 | 0 | 0 | 0 | 5 | 0 | 0 | 0 | 0 | 3 | 2 | 82 |
| 22 | 5 | 5 | 0 | 0 | 0 | 0 | 0 | 0 | 0 | 0 | 0 | 0 | 1 | 11 |
| State Total | 2554 | 1878 | 56 | 479 | 18 | 89 | 857 | 10 | 27 | 209 | 0 | 15 | 22 | 6176 |



*Section VII:
Office of Language Access*

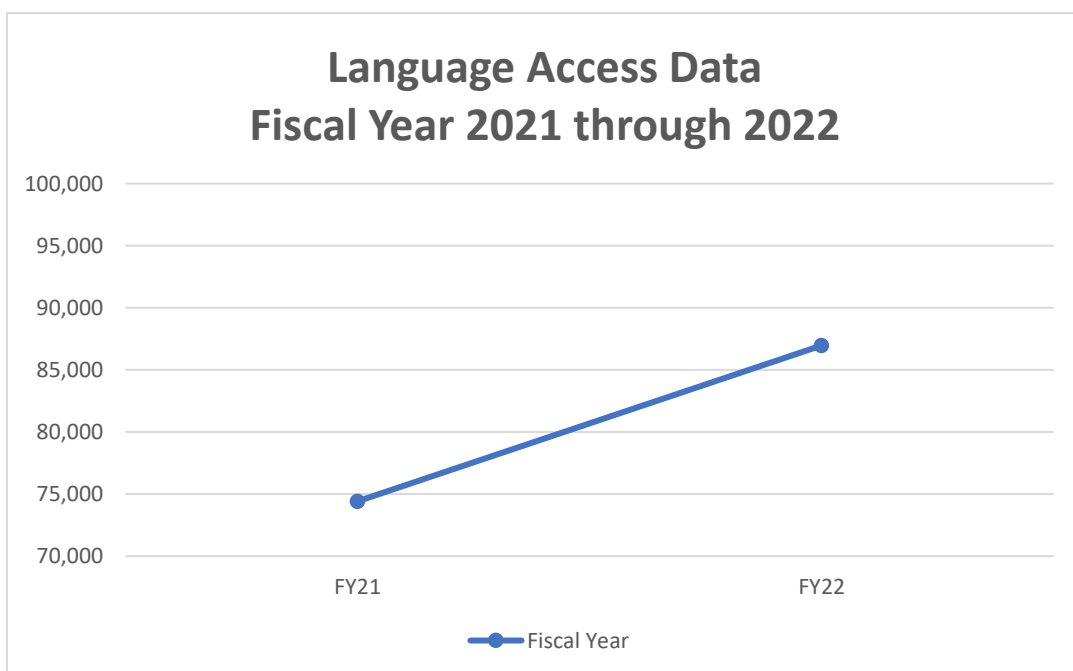
Office of Language Access

The Colorado Judicial Branch is committed to providing court users with meaningful access to the courts at no cost, regardless of the language they speak.

The Office of Language Access (OLA) provides access to the courts for limited English proficient (LEP) individuals through interpreter services in more than 116 languages during Fiscal Year 2022, and through translations and other bilingual resources.

OLA electronically sources data from the Colorado Judicial Department's case management system to ensure consistency. Please note, OLA obtains data from Scheduled Events, not case filings. All court events in which an interpreter is used must be coded in the case management system with the appropriate language code. This includes, but is not limited to a party, defendant, victim, and witness. At this time OLA can only electronically source data that is coded in the Department's case management system, and there are *many* interactions that must use an interpreter that we are unable to capture at this time. Therefore, while the data below is sourced electronically and accurate, it represents only a *segment* of interpreter services.

In Fiscal Year 2022, there were 86,962 events requiring language access. Compared to Fiscal Year 2021, events requiring language access increased by 16.85 percent. As can be observed from data; court events increased statewide due to addressing case backlog after reopening of courts due to COVID closures and restrictions.

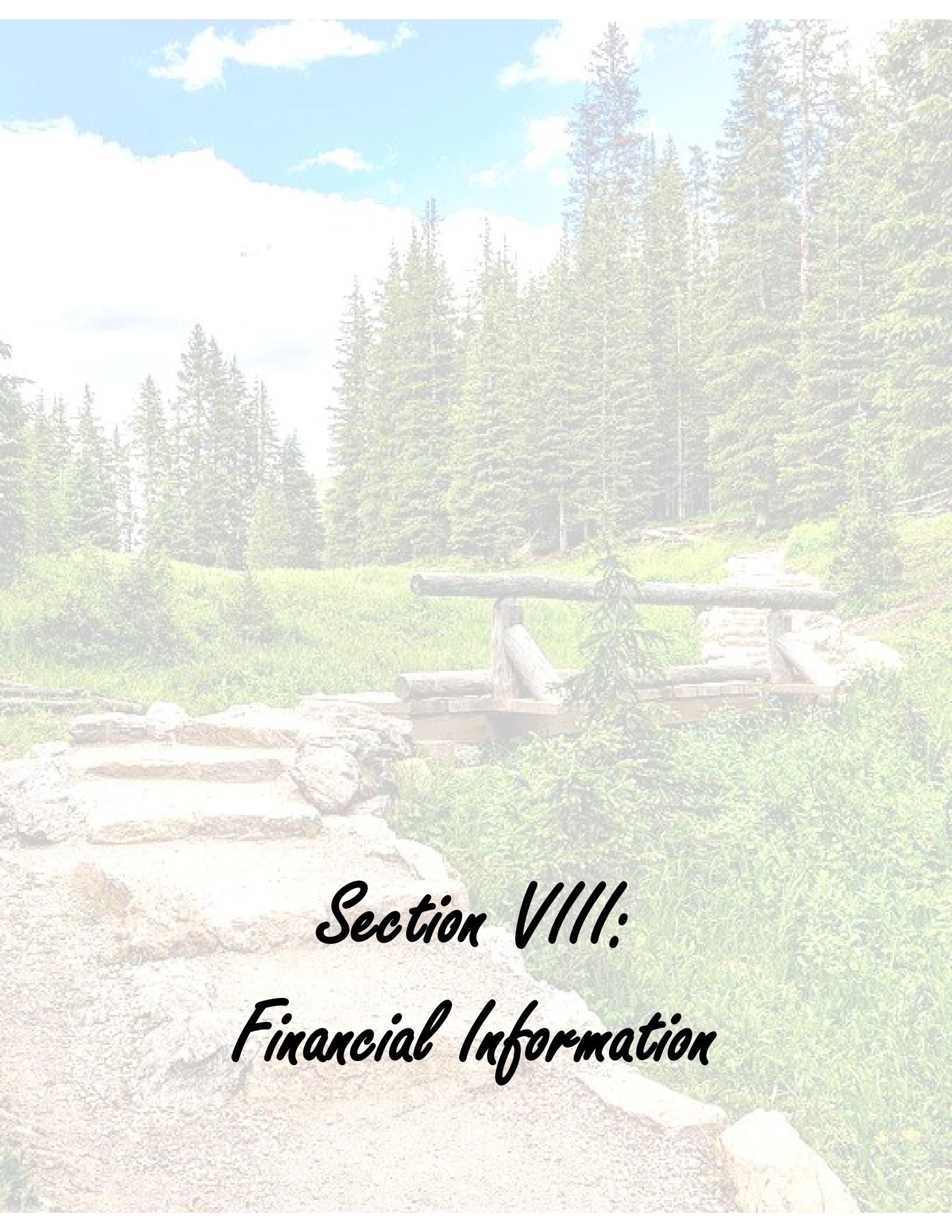


**Table 39:
Top 10 Language Totals by District
Number of Events Requiring Language Access**

| | Judicial District | | | | | | | | | | |
|------------------------|-------------------|--------------|------------|---------------|--------------|------------|--------------|--------------|--------------|--------------|------------|
| Language | 1 | 2 | 3 | 4 | 5 | 6 | 7 | 8 | 9 | 10 | 11 |
| Spanish | 2,943 | 5,458 | 168 | 9,776 | 4,730 | 432 | 2,209 | 3,105 | 4,209 | 1,181 | 230 |
| American Sign Language | 53 | 74 | - | 430 | 24 | - | 3 | 30 | 16 | 42 | 3 |
| Mandarin | 94 | 72 | - | 82 | 17 | 3 | 5 | 23 | 7 | 3 | - |
| Vietnamese | 140 | 117 | 2 | 74 | 10 | - | 8 | 31 | 4 | 3 | - |
| Arabic | 37 | 162 | - | 54 | 4 | - | - | 25 | - | 1 | - |
| Impaired Hearing | - | - | 8 | 21 | - | - | 40 | 190 | - | 151 | 2 |
| Russian | 81 | 28 | - | 38 | 25 | - | 1 | 15 | 7 | - | 5 |
| Korean | 52 | 21 | - | 181 | 10 | - | - | 9 | - | 7 | 1 |
| Chuukese | 13 | 36 | - | 8 | 1 | - | - | - | - | - | - |
| Burmese | 15 | 37 | - | 44 | - | - | - | 7 | - | - | 1 |
| Grand Total | 3,428 | 6,005 | 178 | 10,708 | 4,821 | 435 | 2,266 | 3,435 | 4,243 | 1,388 | 242 |

**Table 39:
Top 10 Language Totals by District
Number of Events Requiring Language Access**

| Language | Judicial District | | | | | | | | | | | Grand Total |
|------------------------|-------------------|--------------|------------|------------|------------|---------------|---------------|---------------|--------------|--------------|------------|---------------|
| | 12 | 13 | 14 | 15 | 16 | 17 | 18 | 19 | 20 | 21 | 22 | |
| Spanish | 670 | 2,000 | 929 | 356 | 214 | 13,694 | 9,180 | 9,798 | 3,100 | 1,112 | 169 | 75,663 |
| American Sign Language | 3 | 11 | - | - | 17 | 128 | 113 | 72 | 25 | 4 | 160 | 1,208 |
| Mandarin | - | - | - | 2 | 9 | 184 | 521 | 69 | 22 | 25 | 1 | 1,139 |
| Vietnamese | - | 10 | 2 | - | - | 69 | 149 | 10 | 33 | - | - | 662 |
| Arabic | - | 15 | - | - | - | 37 | 262 | 1 | 14 | 2 | - | 614 |
| Impaired Hearing | - | 4 | - | - | 7 | 31 | 2 | 113 | - | 3 | - | 572 |
| Russian | 2 | 5 | - | 1 | 2 | 55 | 261 | 6 | 17 | 14 | - | 563 |
| Korean | - | 1 | - | - | - | 32 | 165 | 2 | 5 | - | - | 486 |
| Chuukese | - | - | - | - | - | 47 | 109 | 200 | - | - | - | 414 |
| Burmese | - | 5 | - | - | - | 45 | 88 | 161 | - | - | - | 403 |
| Grand Total | 675 | 2,051 | 931 | 359 | 249 | 14,322 | 10,850 | 10,432 | 3,216 | 1,160 | 330 | 81,724 |



*Section VIII:
Financial Information*

Financial Information

In Fiscal Year 2022, the Judicial Department's (Courts and Probation) budget was \$631.9 million (\$403 million in General Fund, \$177.9 million cash funds, \$46 million reappropriated funds and \$4.4 million federal funds) and 3,957.9 full-time equivalent staff; this is an increase of \$31 million from the FY2021 budget. The increase is driven primarily by a \$19.1M million increase in Central Appropriations, \$8.9M in IT Infrastructure, related to Covid ARPA funds, and \$3.3 in various General Courts Administration programs.

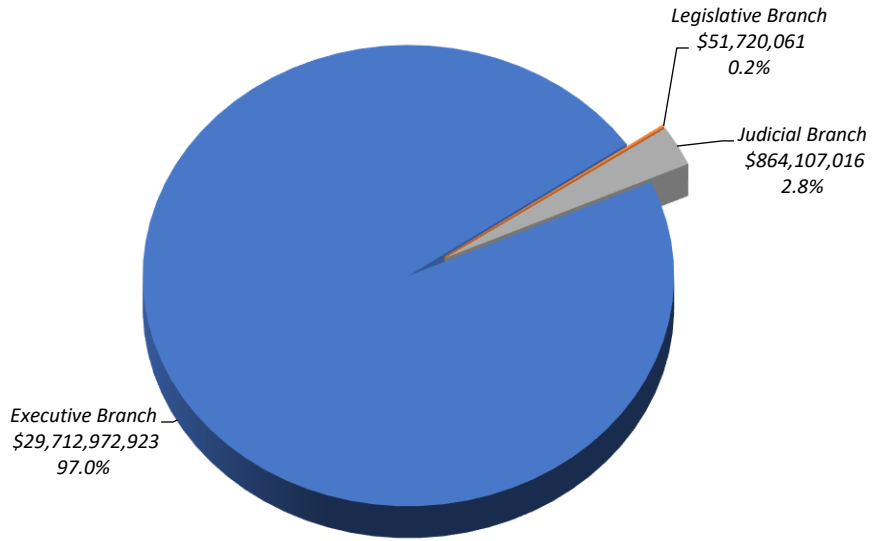
In Fiscal Year 2022, personnel costs, of \$378.4 million, comprised the largest portion of the budget. Benefits accounted for \$70.3 million; operating costs \$15.1 million, victims' compensation and assistance programs \$30.4 million, offender treatment and services \$34.9 million and \$18 million was appropriated for mandated court costs to include court interpreter costs, court appointed counsel cost and jury costs. The remaining amounts were appropriated in various areas including federal funds and grants, training, courthouse furnishings, leased space and other miscellaneous items.

FY2022 Courts and Probation Budget Appropriation

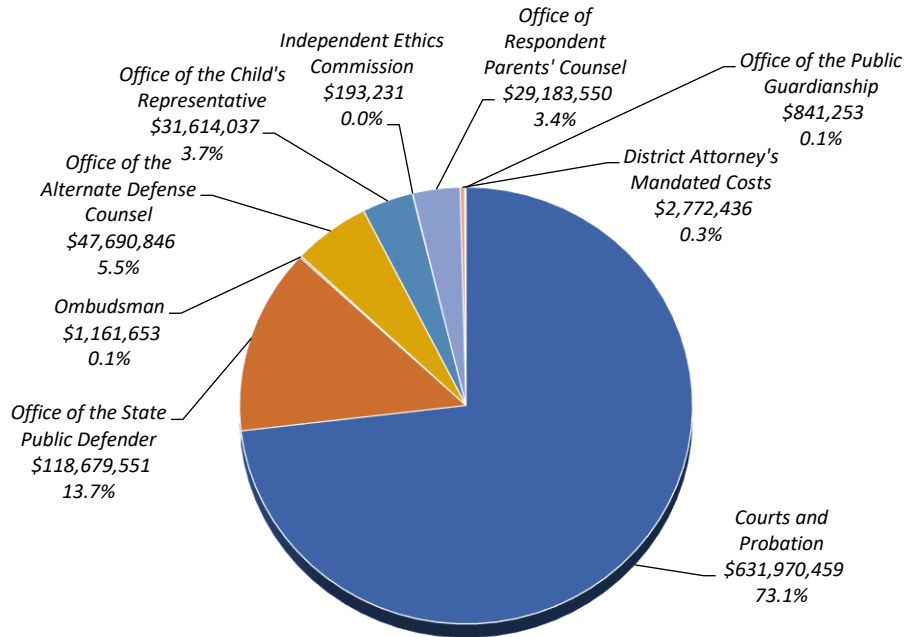
| | | | |
|---|----|-------------|-------|
| Personal Services (non-Judge) | \$ | 315,962,213 | 50.0% |
| Personal Services (Judge) | \$ | 62,283,758 | 9.9% |
| Benefits | \$ | 70,324,381 | 11.1% |
| Operating | \$ | 15,141,656 | 2.4% |
| Mandated Costs/Interpreter Costs | \$ | 18,041,499 | 2.9% |
| Victims Comp/Assistance | \$ | 30,425,000 | 4.8% |
| Offender Treatment and Services Funding | \$ | 34,934,753 | 5.5% |
| Federal Funds & Other Grants | \$ | 8,500,000 | 1.3% |
| Other | \$ | 76,357,199 | 12.1% |
| | \$ | 631,970,459 | 100% |

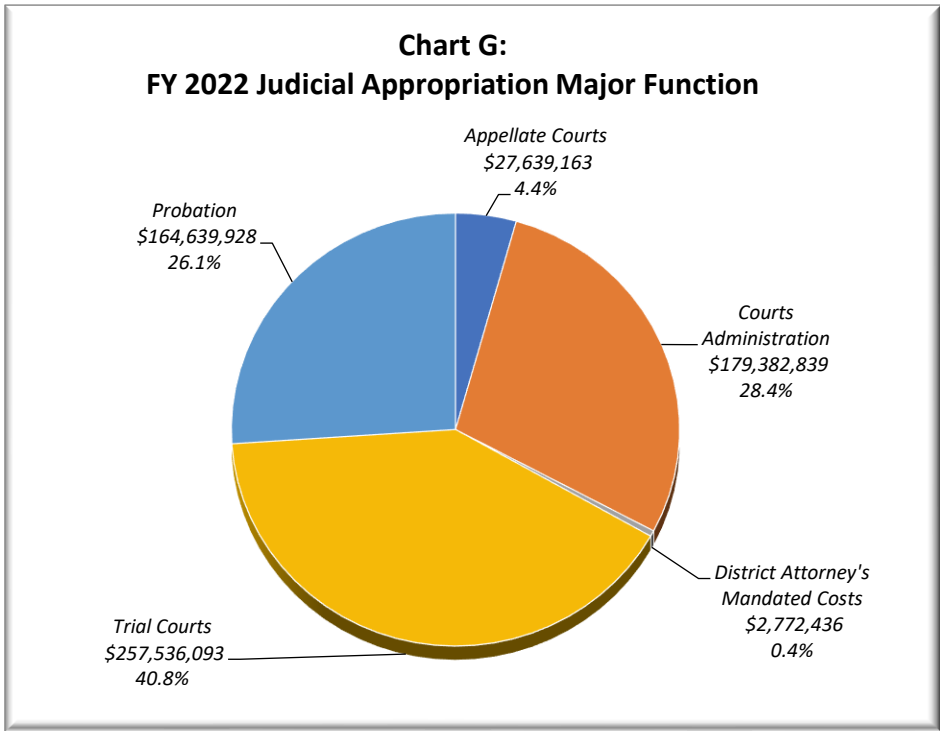
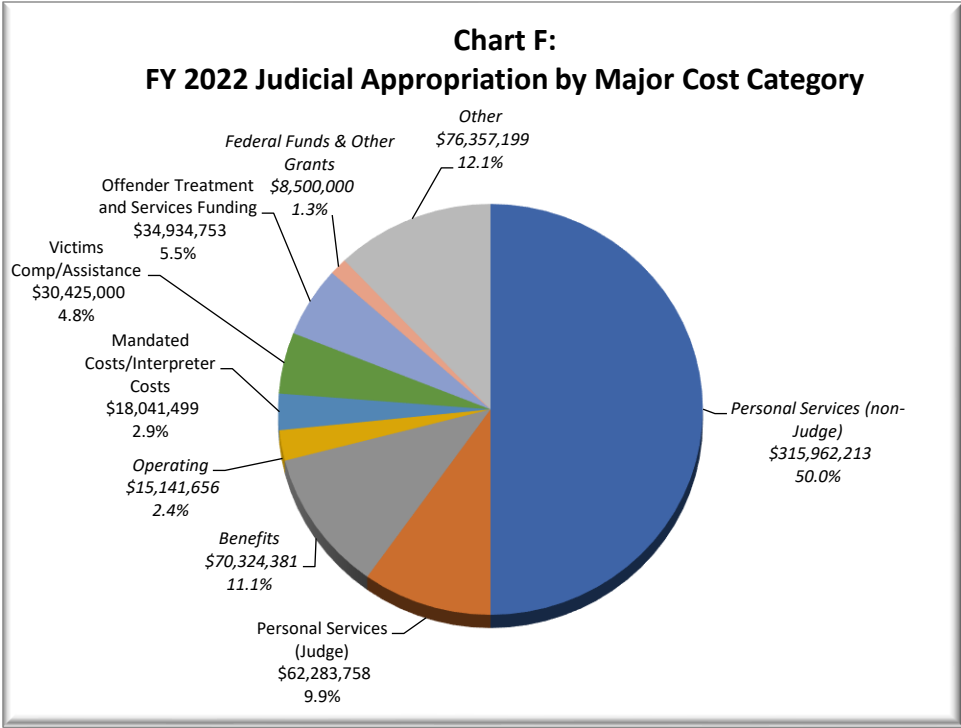
The Judicial Branch's total FY 2022 appropriation of \$864.1 million (including the Courts and Probation, Office of the State Public Defender, Office of the Alternate Defense Counsel, Office of the Child's Representative, Independent Ethics Commission, Office of Public Guardianship and District Attorney Mandated Costs) represented 2.8% of the State of Colorado's total appropriated budget. The Courts and Probation's FY2022 appropriation of \$631.9M represented 2.1% of the State's total appropriated budget.

**Chart D:
FY 2022 Total Appropriation
(All Funds)**



**Chart E:
FY 2022 Judicial Appropriation by Agency**





Collections & Revenue

In Fiscal Year 2022, the state courts throughout Colorado processed \$190 million in revenue. Over fifty different statutory funds and purposes are supported by these revenues, including the General Fund, Highway Users Trust Fund, Judicial Stabilization Fund, Correctional Treatment Cash Fund, Offender Services Fund, and many others. Specifically, \$22.1 million was received by the Department and transferred to other state departments for treatment, rehabilitation and other social services programs administered by the State. Just over \$6 million was received by the Department and transferred to municipal and county governments, and the Division of Motor Vehicles, to support local programs and operations. Over \$52 million (27.4%) of the total went to crime victim related programs, including \$35.1 million in restitution and interest for victims of crime.

Program staff continues to work with clients to establish plans based on their individual circumstances and ability to pay, acknowledging the continued impacts from the pandemic, inflation, and legislative changes. Our goal continues to be to engage clients with proactive and sustainable plans to address obligations to the court.

Restitution recovery remains a priority for the Colorado courts. Included in this annual report are tables that show, by judicial district, restitution collections over the last four years, as well as total amounts assessed in restitution and funds paid to-date toward those obligations for sentences during Fiscal Years 2016 through 2020 (5 years).

The Collections Program is a statewide, cash funded program focused on client success and victim reparation through restitution. A collection investigator is available for every person with a balance due to the court through traffic or criminal assessments, with the focus on the individual person's ability to pay. Approximately 7% of these financial assessments are paid in full without the services of a Collections Investigator, with the remaining cases being managed by the program.

Table 40

COLORADO JUDICIAL DEPARTMENT

Collections / Revenue

CATEGORY**FY22****GENERAL FUND**

| | |
|--|---------------------|
| Civil Action Tax and General Fund Civil Fees | \$ 329,946 |
| Miscellaneous Criminal Costs, Forfeitures, and Related | \$ 1,502,689 |
| Miscellaneous Fees/Revenue | \$ 377,721 |
| Public Defender Fees (Including Parental Refusal Fees) | \$ 423,193 |
| Seized Asset Forfeitures: 1% Statutory Share | \$ 17,269 |
| Victims Assistance (General Fund Portion) | \$ 59,119 |
| Subtotal | \$ 2,709,936 |
| Percentage of Total | 1.4% |

HIGHWAY USERS TRUST FUND

| | |
|--|---------------------|
| D.U.I. Fines (HUTF Portion) | \$ 1,439,930 |
| Highway Construction Workers Safety Fund | \$ 35,303 |
| Traffic Fines & Forfeits | \$ 7,078,767 |
| Wildlife Crossing Zones Safety Account | \$ 351 |
| Subtotal | \$ 8,554,350 |
| Percentage of Total | 4.5% |

VICTIM RESTITUTION AND PROGRAM FUNDS

| | |
|---|----------------------|
| Restitution (Reimbursements to Victims of Crime for Losses Incurred) | \$ 31,512,491 |
| Interest on Restitution (Reimbursements to Victims of Crime for Losses Incurred) | \$ 3,664,602 |
| Victim Address Confidentiality Surcharges (for Department of Personnel & Admin) | \$ 165,113 |
| Victim Assistance Surcharges* (for Local and State Victims Assistance Grant Programs) | \$ 10,878,180 |
| Victim Compensation Costs* (for Local Victims Compensation Programs) | \$ 5,796,960 |
| Subtotal | \$ 52,017,347 |
| Percentage of Total | 27% |

Table 40

OTHER SPECIAL PURPOSES AND FUNDS

| | |
|--|-----------------------|
| Adolescent Substance Abuse Surcharges (for Div. of Alcohol & Drug Abuse) | \$ 10,623 |
| Alcohol Evaluation/Supervision Fees | \$ 2,897,866 |
| Animal Cruelty Surcharges (for Dept. of Agriculture) | \$ 510 |
| Child Abuse Investigation Surcharge (for Div. of Criminal Justice) | \$ 313,471 |
| Collaborative Management Incentive Fund (for Dept. of Human Services; formerly "Family Stabilization") | \$ 2,838,077 |
| Colorado Children's Trust Fund (for Dept. of Public Health and Environment) | \$ 369,808 |
| Commercial Vehicle Enterprise Tax Fund (for Dept. of Revenue - Share of Excess Vehicle Wgt Penalties) | \$ 73,724 |
| Correctional Treatment Cash Fund (for Various Criminal Justice Agencies) | \$ 4,891,485 |
| Court Security Fund | \$ 1,795,017 |
| Crimes Against At-Risk Persons Surcharge (for Dept. of Human Services) | \$ 36,094 |
| Disabled Parking Education and Enforcement Fund (for Dept. of Revenue) | \$ 1,662 |
| Discovery Sharing Surcharges (for Colorado District Attorneys Council) | \$ 83,173 |
| Displaced Homemaker Fee (for Dept. of Labor and Employment) | \$ 106,893 |
| Domestic Abuse Program Fund (for Dept. of Human Services) | \$ 159,251 |
| Family Friendly Courts Surcharge | \$ 187,942 |
| Family Violence Justice Fund | \$ 160,508 |
| Fines - Parks and Outdoor Recreation Fund | \$ 21,466 |
| Fines - Wildlife Cash Fund | \$ 59,689 |
| Interstate Compact Probation Transfer Cash Fund | \$ 161,171 |
| Judicial Information Technology Fund | \$ 28,619,972 |
| Judicial Performance Fund | \$ 423,607 |
| Judicial Stabilization Fund | \$ 29,926,613 |
| Justice Center Fund | \$ 14,958,966 |
| Law Enforcement Assistance Fund (for Dept. of Health & Environment, Transportation Safety, Human Services) | \$ 1,072,003 |
| Misc. Cost Recoveries (Various Trial Court and Probation costs recovered, incl. court share of OJW) | \$ 2,093,271 |
| Municipalities & Counties Share of Fees & Fines Collected, DMV's share of OJW | \$ 6,039,187 |
| Offender ID Fund (for Dept. of Public Safety) | \$ 503,018 |
| Office of Dispute Resolution Fund | \$ 13,300 |
| Persistent Drunk Driver Surcharge (for Dept. of Transportation, Revenue, Human Services) | \$ 1,373,300 |
| Probation Supervision Fees (Judicial Offender Services Fund) | \$ 17,964,923 |
| Restorative Justice Surcharge | \$ 720,948 |
| Rural Alcohol and Substance Abuse Fund (for Dept. of Human Services) | \$ 80,925 |
| Sex Offender Surcharge Fund (for Various Criminal Justice Agencies) | \$ 670,622 |
| Substance-Affected Driving Data | \$ 19,679 |
| Supreme Court Law Library Fund | \$ 234,395 |
| Tax - Vital Statistics (for Dept. of Public Health and Environment) | \$ 83,870 |
| Time & Late Fees, Collection Costs, Felony & Misdemeanor Fines (Judicial Collection Enhancement Fund) | \$ 6,833,217 |
| Traumatic Brain Injury Surcharges (for Dept. of Human Services) | \$ 837,924 |
| Useful Public Service Fees Collected (Judicial Operated Programs only) | \$ 113,937 |
| Subtotal | \$ 126,752,109 |
| Percentage of Total | 66.7% |
| TOTAL ALL CATEGORIES | \$ 190,033,741 |

* Victim Assistance and Victim Compensation totals exclude Federal grant funds and restitution received in these funds.

Chart H:

Colorado Judicial Department Restitution Collections

(Principal Only)

| District | County / Location | FY22 | | FY21 | | FY20 | | FY19 | |
|-------------------------|-----------------------------|----------------------|----------------------|----------------------|----------------------|----------------------|----------------------|----------------------|----------------------|
| 1 | Gilpin (Central City) | \$ 70,308 | | \$ 75,986 | | \$ 42,014 | | \$ 95,774 | |
| | Jefferson (Golden) | \$ 3,289,423 | \$ 3,359,731 | \$ 2,656,836 | \$ 2,732,802 | \$ 2,953,753 | \$ 2,995,766 | \$ 3,374,009 | \$ 3,469,783 |
| 2 | Denver (District) | \$ 3,312,837 | \$ 3,583,900 | \$ 3,998,768 | \$ 4,294,631 | \$ 3,840,119 | \$ 4,154,488 | \$ 3,996,935 | \$ 4,387,199 |
| | Denver (Juvenile) | \$ 271,063 | | \$ 295,863 | | \$ 314,370 | | \$ 390,265 | |
| 3 | Huerfano (Walsenburg) | \$ 227,128 | \$ 294,291 | \$ 33,422 | \$ 100,510 | \$ 34,961 | \$ 97,516 | \$ 18,439 | \$ 84,699 |
| | Las Animas (Trinidad) | \$ 67,162 | | \$ 67,089 | | \$ 62,555 | | \$ 66,260 | |
| 4 | El Paso (Colo. Springs) | \$ 5,352,941 | \$ 5,469,806 | \$ 5,085,991 | \$ 5,207,587 | \$ 5,024,870 | \$ 5,202,527 | \$ 5,570,902 | \$ 5,758,884 |
| | Teller (Cripple Creek) | \$ 116,864 | | \$ 121,596 | | \$ 177,657 | | \$ 187,982 | |
| 5 | Clear Creek (Georgetown) | \$ 34,986 | | \$ 51,903 | | \$ 40,227 | | \$ 56,340 | |
| | Eagle | \$ 416,137 | | \$ 566,353 | | \$ 347,390 | | \$ 363,886 | |
| | Eagle (Basalt) | \$ - | \$ 848,920 | \$ 55,866 | \$ 1,002,099 | \$ 65,678 | \$ 742,696 | \$ 112,920 | \$ 763,250 |
| | Lake (Leadville) | \$ 50,309 | | \$ 324,155 | | \$ 287,214 | | \$ 229,014 | |
| | Summit (Breckenridge) | \$ 347,488 | | \$ 3,822 | | \$ 2,187 | | \$ 1,090 | |
| 6 | Archuleta (Pagosa Springs) | \$ 69,529 | | \$ 53,143 | | \$ 51,971 | | \$ 84,963 | |
| | La Plata (Durango) | \$ 254,961 | \$ 333,804 | \$ 674,718 | \$ 729,100 | \$ 235,941 | \$ 289,153 | \$ 235,941 | \$ 323,695 |
| | San Juan (Silverton) | \$ 9,314 | | \$ 1,239 | | \$ 1,240 | | \$ 2,791 | |
| 7 | Delta | \$ 86,919 | | \$ 78,435 | | \$ 68,092 | | \$ 120,631 | |
| | Gunnison | \$ 51,191 | | \$ 178,153 | | \$ 108,008 | | \$ 108,493 | |
| | Hinsdale (Lake City) | \$ 134 | | \$ 2,647 | | \$ 1,453 | | \$ 2,265 | |
| | Montrose | \$ 409,303 | \$ 585,360 | \$ 183,818 | \$ 520,826 | \$ 168,714 | \$ 389,966 | \$ 196,916 | \$ 469,182 |
| | Montrose (Nucla) | \$ 21,371 | | \$ 52,252 | | \$ 10,197 | | \$ 22,702 | |
| | Ouray | \$ 15,575 | | \$ 24,801 | | \$ 33,085 | | \$ 17,797 | |
| | San Miguel (Telluride) | \$ 868 | | \$ 720 | | \$ 417 | | \$ 378 | |
| 8 | Jackson (Walden) | \$ 5,670 | | \$ 5,036 | | \$ 14,440 | | \$ 14,520 | |
| | Larimer (Ft. Collins) | \$ 1,645,053 | \$ 1,765,398 | \$ 1,541,660 | \$ 1,636,512 | \$ 1,869,707 | \$ 1,986,319 | \$ 1,923,144 | \$ 2,074,430 |
| | Larimer (Loveland) | \$ 114,675 | | \$ 89,816 | | \$ 102,172 | | \$ 136,766 | |
| 9 | Garfield (Glenwood Springs) | \$ 219,050 | | \$ 301,811.5 | | \$ 235,905 | | \$ 218,409 | |
| | Garfield (Rifle) | \$ 165,626 | | \$ 105,550.6 | | \$ 117,657 | | \$ 64,679 | |
| | Pitkin (Aspen) | \$ 15,845 | \$ 423,290 | \$ 20,062.2 | \$ 447,400.9 | \$ 17,138 | \$ 385,834 | \$ 31,966 | \$ 334,880 |
| | Rio Blanco (Meeker) | \$ 16,811 | | \$ 15,585.0 | | \$ 10,552 | | \$ 17,236 | |
| | Rio Blanco (Rangely) | \$ 5,959 | | \$ 4,391.5 | | \$ 4,582 | | \$ 2,591 | |
| 10 | Pueblo | \$ 728,826 | \$ 728,826 | \$ 790,802 | \$ 790,802 | \$ 765,005 | \$ 765,005 | \$ 647,894 | \$ 647,894 |
| | Chaffee (Salida) | \$ 134,574 | | \$ 108,985 | | \$ 106,429 | | \$ 212,491 | |
| 11 | Custer (Westcliffe) | \$ 17,317 | \$ 404,136 | \$ 10,997 | \$ 362,473 | \$ 12,718 | \$ 333,863 | \$ 9,900 | \$ 505,542 |
| | Fremont (Canon City) | \$ 195,190 | | \$ 177,726 | | \$ 168,444 | | \$ 211,844 | |
| | Park (Fairplay) | \$ 57,054 | | \$ 64,765 | | \$ 46,272 | | \$ 71,307 | |
| 12 | Alamosa | \$ 150,174 | | \$ 135,648 | | \$ 165,626 | | \$ 115,203 | |
| | Conejos | \$ 26,166 | | \$ 34,728 | | \$ 36,649 | | \$ 59,458 | |
| | Costilla (San Luis) | \$ 11,308 | \$ 240,926 | \$ 19,057 | \$ 284,388 | \$ 12,822 | \$ 324,754 | \$ 9,844 | \$ 323,623 |
| | Mineral (Creede) | \$ 5,586 | | \$ 2,170 | | \$ 1,225 | | \$ 2,274 | |
| | Rio Grande (Del Norte) | \$ 34,047 | | \$ 51,336 | | \$ 72,123 | | \$ 82,990 | |
| | Saguache | \$ 13,645 | | \$ 41,449 | | \$ 36,310 | | \$ 53,854 | |
| 13 | Kit Carson (Burlington) | \$ 41,769 | | \$ 26,518 | | \$ 44,068 | | \$ 25,141 | |
| | Logan (Sterling) | \$ 148,843 | | \$ 125,736 | | \$ 142,080 | | \$ 107,506 | |
| | Morgan (Ft. Morgan) | \$ 271,530 | | \$ 219,425 | | \$ 171,118 | | \$ 157,067 | |
| | Phillips (Holyoke) | \$ 15,405 | \$ 557,774 | \$ 33,515 | \$ 463,769 | \$ 9,762 | \$ 429,432 | \$ 36,322 | \$ 384,698 |
| | Sedgwick (Julesburg) | \$ 14,558 | | \$ 9,343 | | \$ 19,252 | | \$ 17,846 | |
| | Washington (Akron) | \$ 10,743 | | \$ 11,407 | | \$ 9,722 | | \$ 13,529 | |
| | Yuma (Wray) | \$ 54,925 | | \$ 37,825 | | \$ 33,429 | | \$ 27,286 | |
| 14 | Grand (Hot Sulphur Springs) | \$ 154,249 | | \$ 116,843 | | \$ 113,805 | | \$ 115,496 | |
| | Moffat (Craig) | \$ 71,787 | \$ 336,696 | \$ 84,874 | \$ 266,242 | \$ 101,809 | \$ 296,573 | \$ 79,866 | \$ 283,520 |
| | Routt (Steamboat) | \$ 110,660 | | \$ 64,525 | | \$ 80,960 | | \$ 88,157 | |
| 15 | Baca (Springfield) | \$ 10,035 | | \$ 14,580 | | \$ 15,757 | | \$ 13,021 | |
| | Cheyenne (Cheyenne Wells) | \$ 10,416 | \$ 94,874 | \$ 2,771 | \$ 89,885 | \$ 8,536 | \$ 120,181 | \$ 20,518 | \$ 229,689 |
| | Kiowa (Eads) | \$ 13,423 | | \$ 4,214 | | \$ 5,273 | | \$ 9,068 | |
| 16 | Prowers (Lamar) | \$ 61,000 | | \$ 68,320 | | \$ 90,615 | | \$ 187,082 | |
| | Bent (Las Animas) | \$ 14,616 | | \$ 24,767 | | \$ 16,169 | | \$ 19,308 | |
| | Crowley (Ordway) | \$ 8,242 | \$ 118,052 | \$ 11,935 | \$ 127,680 | \$ 13,748 | \$ 103,910 | \$ 16,505 | \$ 171,616 |
| | Otero (Lajunta) | \$ 95,195 | | \$ 90,978 | | \$ 73,993 | | \$ 135,803 | |
| 17 | Adams (Brighton) | \$ 3,064,454 | \$ 3,373,108 | \$ 2,627,485 | \$ 2,874,008 | \$ 2,754,749 | \$ 2,959,341 | \$ 3,069,064 | \$ 3,449,241 |
| | Broomfield County | \$ 308,654 | | \$ 246,523 | | \$ 204,592 | | \$ 380,177 | |
| 18 | Arapahoe | \$ 2,814,831 | | \$ 3,484,960 | | \$ 3,169,933 | | \$ 3,105,930 | |
| | Douglas (Castle Rock) | \$ 1,504,661 | \$ 4,406,323 | \$ 4,536,236 | \$ 8,117,894 | \$ 1,213,324 | \$ 4,523,236 | \$ 1,561,698 | \$ 4,850,636 |
| | Elbert (Kiowa) | \$ 46,253 | | \$ 65,064 | | \$ 92,860 | | \$ 153,363 | |
| | Lincoln (Hugo) | \$ 40,578 | | \$ 31,633 | | \$ 47,120 | | \$ 29,644 | |
| 19 | Weld (Greeley) | \$ 1,671,709 | \$ 1,671,709 | \$ 1,372,636 | \$ 1,372,636 | \$ 1,596,852 | \$ 1,596,852 | \$ 1,693,278 | \$ 1,693,278 |
| | Boulder | \$ 1,384,637 | | \$ 1,522,995 | | \$ 1,300,569 | | \$ 1,401,294 | |
| 20 | Boulder (Longmont) | \$ 69,836 | \$ 1,454,472 | \$ 98,296 | \$ 1,621,291 | \$ 114,569 | \$ 1,415,138 | \$ 116,163 | \$ 1,517,457 |
| | Mesa (Grand Junction) | \$ 1,288,168 | \$ 1,288,168 | \$ 1,017,135 | \$ 1,017,135 | \$ 1,055,998 | \$ 1,055,998 | \$ 1,194,642 | \$ 1,194,642 |
| 22 | Dolores (Dove Creek) | \$ 10,830 | \$ 172,927 | \$ 9,846 | \$ 206,719 | \$ 13,644 | \$ 152,236 | \$ 9,621 | \$ 215,112 |
| | Montezuma (Cortez) | \$ 162,098 | | \$ 196,873 | | \$ 138,593 | | \$ 205,491 | |
| Statewide Totals | | \$ 31,512,491 | \$ 31,512,491 | \$ 34,266,390 | \$ 34,266,390 | \$ 30,320,785 | \$ 30,320,785 | \$ 33,132,952 | \$ 33,132,952 |

Note: Excludes Interest

Chart I: Restitution Assessments and Totals Collected to Date

| Fiscal Year >> | | FY18 | | | | | | FY19 | | | | | |
|----------------|----------------------------|-------------------------------|--------------------|----------------------|----------------------|---------------------|------------------------|-------------------------------|--------------------|----------------------|----------------------|---------------------|------------------------|
| District | Category | Cases with Restitution Orders | Cases Paid in Full | % Cases Paid in Full | Restitution Assessed | Paid to Date | % Dollars Paid to Date | Cases with Restitution Orders | Cases Paid in Full | % Cases Paid in Full | Restitution Assessed | Paid to Date | % Dollars Paid to Date |
| 1 | a. \$1,000 or less | 385 | 289 | 75% | \$ 167,331 | \$ 130,308 | 78% | 440 | 294 | 67% | \$ 205,859 | \$ 137,421 | 67% |
| | b. \$1,001 - \$5,000 | 234 | 132 | 56% | \$ 539,364 | \$ 337,567 | 63% | 238 | 114 | 48% | \$ 570,642 | \$ 319,868 | 56% |
| | c. \$5,001 - \$25,000 | 108 | 40 | 37% | \$ 1,211,471 | \$ 517,328 | 43% | 103 | 32 | 31% | \$ 1,102,516 | \$ 439,724 | 40% |
| | d. \$25,001 - \$100,000 | 25 | 6 | 24% | \$ 1,157,093 | \$ 394,623 | 34% | 25 | 5 | 20% | \$ 1,366,632 | \$ 481,626 | 35% |
| | e. \$100,001 - \$1,000,000 | 11 | | 0% | \$ 3,400,549 | \$ 201,101 | 6% | 7 | 1 | 14% | \$ 1,103,025 | \$ 250,248 | 23% |
| | f. Over \$1,000,000 | 1 | | 0% | \$ 1,296,295 | \$ 4,590 | 0% | 2 | | 0% | \$ 2,692,469 | \$ 1,491 | 0% |
| 1 Total | | 764 | 467 | 61% | \$ 7,772,102 | \$ 1,585,516 | 20% | 815 | 446 | 55% | \$ 7,041,143 | \$ 1,630,379 | 23% |
| 2 | a. \$1,000 or less | 272 | 138 | 51% | \$ 116,653 | \$ 64,160 | 55% | 265 | 107 | 40% | \$ 121,200 | \$ 60,505 | 50% |
| | b. \$1,001 - \$5,000 | 322 | 104 | 32% | \$ 771,831 | \$ 354,399 | 46% | 313 | 91 | 29% | \$ 759,798 | \$ 278,288 | 37% |
| | c. \$5,001 - \$25,000 | 164 | 49 | 30% | \$ 1,854,477 | \$ 751,208 | 41% | 208 | 33 | 16% | \$ 2,121,261 | \$ 598,226 | 28% |
| | d. \$25,001 - \$100,000 | 28 | 4 | 14% | \$ 1,288,565 | \$ 294,110 | 23% | 33 | 3 | 9% | \$ 1,662,131 | \$ 352,627 | 21% |
| | e. \$100,001 - \$1,000,000 | 8 | | 0% | \$ 2,463,720 | \$ 316,571 | 13% | 9 | 2 | 22% | \$ 1,686,345 | \$ 421,273 | 25% |
| | f. Over \$1,000,000 | 1 | | 0% | \$ 2,927,952 | \$ 148 | 0% | 1 | | 0% | \$ 1,185,213 | \$ 237 | 0% |
| 2 Total | | 795 | 295 | 37% | \$ 9,423,198 | \$ 1,780,597 | 19% | 829 | 236 | 28% | \$ 7,535,948 | \$ 1,711,156 | 23% |
| 3 | a. \$1,000 or less | 50 | 34 | 68% | \$ 12,607 | \$ 8,345 | 66% | 23 | 6 | 26% | \$ 4,936 | \$ 1,612 | 33% |
| | b. \$1,001 - \$5,000 | 12 | 5 | 42% | \$ 23,141 | \$ 13,575 | 59% | 10 | 7 | 70% | \$ 22,352 | \$ 17,464 | 78% |
| | c. \$5,001 - \$25,000 | 4 | 2 | 50% | \$ 28,982 | \$ 16,191 | 56% | 6 | | 0% | \$ 63,175 | \$ 6,845 | 11% |
| | d. \$25,001 - \$100,000 | 1 | | 0% | \$ 79,566 | \$ 15,835 | 20% | | | | | | |
| | e. \$100,001 - \$1,000,000 | | | | | | | | | | | | |
| 3 Total | | 67 | 41 | 61% | \$ 144,295 | \$ 53,947 | 37% | 39 | 13 | 33% | \$ 90,462 | \$ 25,920 | 29% |
| 4 | a. \$1,000 or less | 901 | 585 | 65% | \$ 362,430 | \$ 247,691 | 68% | 836 | 533 | 64% | \$ 337,201 | \$ 237,485 | 70% |
| | b. \$1,001 - \$5,000 | 516 | 249 | 48% | \$ 1,243,584 | \$ 654,134 | 53% | 571 | 225 | 39% | \$ 1,369,559 | \$ 654,134 | 48% |
| | c. \$5,001 - \$25,000 | 276 | 53 | 19% | \$ 2,925,768 | \$ 825,720 | 28% | 283 | 54 | 19% | \$ 2,895,407 | \$ 735,937 | 25% |
| | d. \$25,001 - \$100,000 | 66 | 9 | 14% | \$ 3,159,048 | \$ 610,878 | 19% | 62 | 3 | 5% | \$ 2,841,487 | \$ 286,721 | 10% |
| | e. \$100,001 - \$1,000,000 | 14 | | 0% | \$ 4,040,681 | \$ 117,153 | 3% | 16 | | 0% | \$ 3,226,661 | \$ 34,282 | 1% |
| | f. Over \$1,000,000 | | | | | | | 1 | | 0% | \$ 1,281,885 | \$ 4,765 | 0% |
| 4 Total | | 1,773 | 896 | 51% | \$ 11,731,511 | \$ 2,455,576 | 21% | 1,769 | 815 | 46% | \$ 11,952,199 | \$ 1,953,324 | 16% |
| 5 | a. \$1,000 or less | 95 | 75 | 79% | \$ 39,392 | \$ 32,081 | 81% | 92 | 63 | 68% | \$ 36,753 | \$ 27,917 | 76% |
| | b. \$1,001 - \$5,000 | 39 | 29 | 74% | \$ 84,700 | \$ 69,905 | 83% | 66 | 46 | 70% | \$ 155,696 | \$ 110,112 | 71% |
| | c. \$5,001 - \$25,000 | 24 | 11 | 46% | \$ 314,055 | \$ 179,919 | 57% | 23 | 5 | 22% | \$ 236,531 | \$ 72,735 | 31% |
| | d. \$25,001 - \$100,000 | 5 | 2 | 40% | \$ 218,595 | \$ 87,916 | 40% | 6 | 5 | 83% | \$ 195,492 | \$ 181,582 | 93% |
| | e. \$100,001 - \$1,000,000 | 2 | 1 | 50% | \$ 442,139 | \$ 150,534 | 34% | 2 | | 0% | \$ 327,030 | \$ 6,345 | 2% |
| | f. Over \$1,000,000 | | | | | | | | | | | | |
| 5 Total | | 165 | 118 | 72% | \$ 1,098,881 | \$ 520,354 | 47% | 189 | 119 | 63% | \$ 951,502 | \$ 398,691 | 42% |

| Fiscal Year >> | | FY18 | | | | | | FY19 | | | | | |
|-----------------|----------------------------|-------------------------------|--------------------|----------------------|----------------------|---------------------|------------------------|-------------------------------|--------------------|----------------------|----------------------|-------------------|------------------------|
| District | Category | Cases with Restitution Orders | Cases Paid in Full | % Cases Paid in Full | Restitution Assessed | Paid to Date | % Dollars Paid to Date | Cases with Restitution Orders | Cases Paid in Full | % Cases Paid in Full | Restitution Assessed | Paid to Date | % Dollars Paid to Date |
| 6 | a. \$1,000 or less | 82 | 62 | 76% | \$ 36,771 | \$ 29,263 | 80% | 53 | 41 | 77% | \$ 23,615 | \$ 19,539 | 83% |
| | b. \$1,001 - \$5,000 | 33 | 20 | 61% | \$ 73,265 | \$ 45,320 | 62% | 27 | 17 | 63% | \$ 59,305 | \$ 39,421 | 66% |
| | c. \$5,001 - \$25,000 | 12 | 2 | 17% | \$ 131,215 | \$ 38,975 | 30% | 10 | 4 | 40% | \$ 95,800 | \$ 32,671 | 34% |
| | d. \$25,001 - \$100,000 | 4 | 1 | 25% | \$ 172,083 | \$ 48,874 | 28% | 2 | | 0% | \$ 110,436 | \$ 524 | 0% |
| | e. \$100,001 - \$1,000,000 | | | | | | | 1 | | 0% | \$ 530,632 | \$ 3,167 | 1% |
| 6 Total | | 131 | 85 | 65% | \$ 413,334 | \$ 162,432 | 39% | 93 | 62 | 67% | \$ 819,788 | \$ 95,322 | 12% |
| 7 | a. \$1,000 or less | 91 | 61 | 67% | \$ 36,671 | \$ 22,042 | 60% | 108 | 78 | 72% | \$ 45,430 | \$ 31,885 | 70% |
| | b. \$1,001 - \$5,000 | 45 | 18 | 40% | \$ 99,120 | \$ 43,264 | 44% | 39 | 22 | 56% | \$ 84,027 | \$ 49,652 | 59% |
| | c. \$5,001 - \$25,000 | 25 | 10 | 40% | \$ 310,967 | \$ 147,593 | 47% | 11 | 2 | 18% | \$ 115,381 | \$ 38,447 | 33% |
| | d. \$25,001 - \$100,000 | 2 | 1 | 50% | \$ 137,578 | \$ 76,208 | 55% | 2 | | 0% | \$ 65,748 | \$ 9,167 | 14% |
| | e. \$100,001 - \$1,000,000 | | | | | | | | | | | | |
| | f. Over \$1,000,000 | | | | | | | 1 | | 0% | \$ 2,959,200 | \$ 41,978 | 1% |
| 7 Total | | 163 | 90 | 55% | \$ 584,337 | \$ 289,106 | 49% | 161 | 102 | 63% | \$ 3,269,785 | \$ 171,129 | 5% |
| 8 | a. \$1,000 or less | 405 | 310 | 77% | \$ 142,636 | \$ 114,113 | 80% | 387 | 277 | 72% | \$ 155,752 | \$ 119,193 | 77% |
| | b. \$1,001 - \$5,000 | 164 | 97 | 59% | \$ 410,886 | \$ 271,052 | 66% | 181 | 103 | 57% | \$ 415,933 | \$ 261,674 | 63% |
| | c. \$5,001 - \$25,000 | 80 | 24 | 30% | \$ 828,970 | \$ 347,442 | 42% | 71 | 20 | 28% | \$ 774,597 | \$ 304,425 | 39% |
| | d. \$25,001 - \$100,000 | 12 | 5 | 42% | \$ 625,690 | \$ 309,772 | 50% | 6 | | 0% | \$ 220,065 | \$ 39,854 | 18% |
| | e. \$100,001 - \$1,000,000 | 4 | | 0% | \$ 1,897,327 | \$ 50,574 | 3% | 7 | | 0% | \$ 1,097,762 | \$ 33,535 | 3% |
| | f. Over \$1,000,000 | | | | | | | | | | | | |
| 8 Total | | 665 | 436 | 66% | \$ 3,905,510 | \$ 1,092,954 | 28% | 652 | 400 | 61% | \$ 2,664,109 | \$ 758,680 | 28% |
| 9 | a. \$1,000 or less | 77 | 55 | 71% | \$ 29,235 | \$ 24,671 | 84% | 59 | 40 | 68% | \$ 24,912 | \$ 16,640 | 67% |
| | b. \$1,001 - \$5,000 | 63 | 40 | 63% | \$ 142,711 | \$ 93,281 | 65% | 45 | 28 | 62% | \$ 111,812 | \$ 71,380 | 64% |
| | c. \$5,001 - \$25,000 | 25 | 7 | 28% | \$ 257,883 | \$ 89,049 | 35% | 12 | 3 | 25% | \$ 167,789 | \$ 54,071 | 32% |
| | d. \$25,001 - \$100,000 | 4 | 2 | 50% | \$ 176,843 | \$ 114,287 | 65% | 2 | 1 | 50% | \$ 111,907 | \$ 36,320 | 32% |
| | e. \$100,001 - \$1,000,000 | 2 | | 0% | \$ 735,162 | \$ 824 | 0% | | | | | | |
| 9 Total | | 171 | 104 | 61% | \$ 1,341,834 | \$ 322,112 | 24% | 118 | 72 | 61% | \$ 416,421 | \$ 178,411 | 43% |
| 10 | a. \$1,000 or less | 187 | 121 | 65% | \$ 79,125 | \$ 55,587 | 70% | 190 | 110 | 58% | \$ 79,694 | \$ 50,353 | 63% |
| | b. \$1,001 - \$5,000 | 101 | 40 | 40% | \$ 231,973 | \$ 114,365 | 49% | 102 | 40 | 39% | \$ 219,631 | \$ 99,792 | 45% |
| | c. \$5,001 - \$25,000 | 52 | 3 | 6% | \$ 558,059 | \$ 113,765 | 20% | 43 | 9 | 21% | \$ 428,751 | \$ 128,720 | 30% |
| | d. \$25,001 - \$100,000 | 6 | | 0% | \$ 282,820 | \$ 38,815 | 14% | 2 | | 0% | \$ 72,897 | \$ 20,198 | 28% |
| | e. \$100,001 - \$1,000,000 | | | | | | | 2 | | 0% | \$ 498,486 | \$ 19,060 | 4% |
| 10 Total | | 346 | 164 | 47% | \$ 1,151,976 | \$ 322,533 | 28% | 339 | 159 | 47% | \$ 1,299,459 | \$ 318,123 | 24% |

| Fiscal Year >> | | FY18 | | | | | | FY19 | | | | | |
|-----------------|----------------------------|-------------------------------|--------------------|----------------------|----------------------|-------------------|------------------------|-------------------------------|--------------------|----------------------|----------------------|-------------------|------------------------|
| District | Category | Cases with Restitution Orders | Cases Paid in Full | % Cases Paid in Full | Restitution Assessed | Paid to Date | % Dollars Paid to Date | Cases with Restitution Orders | Cases Paid in Full | % Cases Paid in Full | Restitution Assessed | Paid to Date | % Dollars Paid to Date |
| 11 | a. \$1,000 or less | 104 | 61 | 59% | \$ 33,660 | \$ 17,642 | 52% | 118 | 80 | 68% | \$ 36,705 | \$ 25,089 | 68% |
| | b. \$1,001 - \$5,000 | 56 | 36 | 64% | \$ 139,500 | \$ 89,167 | 64% | 57 | 25 | 44% | \$ 147,302 | \$ 73,456 | 50% |
| | c. \$5,001 - \$25,000 | 14 | 7 | 50% | \$ 158,866 | \$ 87,236 | 55% | 17 | 5 | 29% | \$ 154,351 | \$ 74,136 | 48% |
| | d. \$25,001 - \$100,000 | | | | | | | | | | | | |
| | e. \$100,001 - \$1,000,000 | | | | | | | 1 | | 0% | \$ 149,633 | \$ 899 | 1% |
| 11 Total | | 174 | 104 | 60% | \$ 332,026 | \$ 194,044 | 58% | 193 | 110 | 57% | \$ 487,992 | \$ 173,579 | 36% |
| 12 | a. \$1,000 or less | 73 | 49 | 67% | \$ 27,942 | \$ 18,532 | 66% | 86 | 55 | 64% | \$ 31,632 | \$ 22,136 | 70% |
| | b. \$1,001 - \$5,000 | 42 | 22 | 52% | \$ 90,999 | \$ 51,702 | 57% | 36 | 18 | 50% | \$ 82,241 | \$ 42,321 | 51% |
| | c. \$5,001 - \$25,000 | 13 | 4 | 31% | \$ 142,419 | \$ 50,149 | 35% | 13 | 6 | 46% | \$ 163,399 | \$ 79,981 | 49% |
| | d. \$25,001 - \$100,000 | 4 | 1 | 25% | \$ 223,209 | \$ 52,986 | 24% | 4 | | 0% | \$ 232,747 | \$ 22,621 | 10% |
| | e. \$100,001 - \$1,000,000 | | | | | | | | | | | | |
| | f. Over \$1,000,000 | | | | | | | | | | | | |
| 12 Total | | 132 | 76 | 58% | \$ 484,568 | \$ 173,368 | 36% | 139 | 79 | 57% | \$ 510,018 | \$ 167,058 | 33% |
| 13 | a. \$1,000 or less | 55 | 33 | 60% | \$ 20,314 | \$ 12,281 | 60% | 47 | 34 | 72% | \$ 16,771 | \$ 11,770 | 70% |
| | b. \$1,001 - \$5,000 | 39 | 23 | 59% | \$ 96,411 | \$ 61,456 | 64% | 39 | 19 | 49% | \$ 96,193 | \$ 54,342 | 56% |
| | c. \$5,001 - \$25,000 | 14 | 4 | 29% | \$ 157,166 | \$ 58,577 | 37% | 17 | 6 | 35% | \$ 167,792 | \$ 76,564 | 46% |
| | d. \$25,001 - \$100,000 | 5 | 1 | 20% | \$ 170,126 | \$ 48,552 | 29% | 7 | 1 | 14% | \$ 324,104 | \$ 36,705 | 11% |
| | e. \$100,001 - \$1,000,000 | 1 | | 0% | \$ 601,483 | \$ 11,349 | 2% | | | | | | |
| 13 Total | | 114 | 61 | 54% | \$ 1,045,501 | \$ 192,214 | 18% | 110 | 60 | 55% | \$ 604,860 | \$ 179,381 | 30% |
| 14 | a. \$1,000 or less | 57 | 47 | 82% | \$ 19,677 | \$ 15,708 | 80% | 61 | 45 | 74% | \$ 19,131 | \$ 15,609 | 82% |
| | b. \$1,001 - \$5,000 | 28 | 22 | 79% | \$ 57,354 | \$ 42,053 | 73% | 27 | 15 | 56% | \$ 69,264 | \$ 49,862 | 72% |
| | c. \$5,001 - \$25,000 | 8 | 4 | 50% | \$ 69,669 | \$ 40,211 | 58% | 10 | 4 | 40% | \$ 101,785 | \$ 56,742 | 56% |
| | d. \$25,001 - \$100,000 | 3 | 1 | 33% | \$ 147,250 | \$ 38,044 | 26% | 4 | | 0% | \$ 221,730 | \$ 3,729 | 2% |
| | e. \$100,001 - \$1,000,000 | | | | | | | | | | | | |
| 14 Total | | 96 | 74 | 77% | \$ 293,951 | \$ 136,016 | 46% | 102 | 64 | 63% | \$ 411,910 | \$ 125,943 | 31% |
| 15 | a. \$1,000 or less | 46 | 29 | 63% | \$ 13,003 | \$ 7,335 | 56% | 53 | 31 | 58% | \$ 16,248 | \$ 9,298 | 57% |
| | b. \$1,001 - \$5,000 | 10 | 4 | 40% | \$ 22,100 | \$ 10,954 | 50% | 10 | 2 | 20% | \$ 24,894 | \$ 5,237 | 21% |
| | c. \$5,001 - \$25,000 | 5 | | 0% | \$ 53,784 | \$ 7,035 | 13% | 9 | 3 | 33% | \$ 85,453 | \$ 52,375 | 61% |
| | d. \$25,001 - \$100,000 | | | | | | | | | | | | |
| | e. \$100,001 - \$1,000,000 | 1 | 1 | 100% | \$ 122,643 | \$ 122,643 | 100% | | | | | | |
| 15 Total | | 62 | 34 | 55% | \$ 211,530 | \$ 147,967 | 70% | 72 | 36 | 50% | \$ 126,595 | \$ 66,910 | 53% |

| Fiscal Year >> | | FY18 | | | | | | FY19 | | | | | |
|-----------------|----------------------------|-------------------------------|--------------------|----------------------|----------------------|---------------------|------------------------|-------------------------------|--------------------|----------------------|----------------------|---------------------|------------------------|
| District | Category | Cases with Restitution Orders | Cases Paid in Full | % Cases Paid in Full | Restitution Assessed | Paid to Date | % Dollars Paid to Date | Cases with Restitution Orders | Cases Paid in Full | % Cases Paid in Full | Restitution Assessed | Paid to Date | % Dollars Paid to Date |
| 16 | a. \$1,000 or less | 26 | 17 | 65% | \$ 7,838 | \$ 4,644 | 59% | 34 | 22 | 65% | \$ 12,050 | \$ 7,733 | 64% |
| | b. \$1,001 - \$5,000 | 10 | 1 | 10% | \$ 28,879 | \$ 7,002 | 24% | 13 | 3 | 23% | \$ 32,396 | \$ 11,928 | 37% |
| | c. \$5,001 - \$25,000 | 3 | | 0% | \$ 21,645 | \$ 6,512 | 30% | 7 | | 0% | \$ 73,290 | \$ 16,842 | 23% |
| | d. \$25,001 - \$100,000 | | | | | | | | | | | | |
| | e. \$100,001 - \$1,000,000 | 1 | | 0% | \$ 110,122 | \$ 542 | 0% | 2 | | 0% | \$ 953,138 | \$ 3,443 | 0% |
| 16 Total | | 40 | 18 | 45% | \$ 168,484 | \$ 18,699 | 11% | 56 | 25 | 45% | \$ 1,070,873 | \$ 39,946 | 4% |
| 17 | a. \$1,000 or less | 591 | 379 | 64% | \$ 281,112 | \$ 193,099 | 69% | 601 | 357 | 59% | \$ 292,470 | \$ 193,764 | 66% |
| | b. \$1,001 - \$5,000 | 371 | 171 | 46% | \$ 919,534 | \$ 526,953 | 57% | 393 | 150 | 38% | \$ 946,076 | \$ 419,715 | 44% |
| | c. \$5,001 - \$25,000 | 180 | 54 | 30% | \$ 1,883,533 | \$ 805,747 | 43% | 172 | 35 | 20% | \$ 1,676,139 | \$ 546,383 | 33% |
| | d. \$25,001 - \$100,000 | 30 | 5 | 17% | \$ 1,310,271 | \$ 379,578 | 29% | 28 | 3 | 11% | \$ 1,120,831 | \$ 285,522 | 25% |
| | e. \$100,001 - \$1,000,000 | 10 | 1 | 10% | \$ 2,376,786 | \$ 242,419 | 10% | 8 | 1 | 13% | \$ 2,754,166 | \$ 135,537 | 5% |
| 17 Total | | 1,182 | 610 | 52% | \$ 6,771,235 | \$ 2,147,796 | 32% | 1,202 | 546 | 45% | \$ 6,789,682 | \$ 1,580,921 | 23% |
| 18 | a. \$1,000 or less | 551 | 398 | 72% | \$ 246,741 | \$ 183,823 | 75% | 540 | 371 | 69% | \$ 250,021 | \$ 180,457 | 72% |
| | b. \$1,001 - \$5,000 | 341 | 184 | 54% | \$ 794,985 | \$ 460,539 | 58% | 284 | 151 | 53% | \$ 657,369 | \$ 398,759 | 61% |
| | c. \$5,001 - \$25,000 | 156 | 63 | 40% | \$ 1,663,293 | \$ 895,314 | 54% | 155 | 48 | 31% | \$ 1,695,259 | \$ 695,789 | 41% |
| | d. \$25,001 - \$100,000 | 25 | 6 | 24% | \$ 959,754 | \$ 365,274 | 38% | 27 | 6 | 22% | \$ 1,192,682 | \$ 337,153 | 28% |
| | e. \$100,001 - \$1,000,000 | 8 | 1 | 13% | \$ 1,926,196 | \$ 277,598 | 14% | 7 | 1 | 14% | \$ 2,581,925 | \$ 527,599 | 20% |
| | f. Over \$1,000,000 | | | | | | | 3 | | 0% | \$ 16,909,747 | \$ 158,284 | 1% |
| 18 Total | | 1,081 | 652 | 60% | \$ 5,590,969 | \$ 2,182,548 | 39% | 1,016 | 577 | 57% | \$ 23,287,003 | \$ 2,298,042 | 10% |
| 19 | a. \$1,000 or less | 212 | 144 | 68% | \$ 80,037 | \$ 54,461 | 68% | 211 | 136 | 64% | \$ 87,583 | \$ 59,320 | 68% |
| | b. \$1,001 - \$5,000 | 121 | 62 | 51% | \$ 305,539 | \$ 184,318 | 60% | 145 | 66 | 46% | \$ 336,689 | \$ 183,724 | 55% |
| | c. \$5,001 - \$25,000 | 61 | 28 | 46% | \$ 680,723 | \$ 375,264 | 55% | 87 | 27 | 31% | \$ 978,234 | \$ 418,980 | 43% |
| | d. \$25,001 - \$100,000 | 12 | 3 | 25% | \$ 547,925 | \$ 145,038 | 26% | 18 | | 0% | \$ 848,392 | \$ 75,519 | 9% |
| | e. \$100,001 - \$1,000,000 | 1 | | 0% | \$ 237,588 | \$ 119 | 0% | | | | | | |
| 19 Total | | 407 | 237 | 58% | \$ 1,851,812 | \$ 759,199 | 41% | 461 | 229 | 50% | \$ 2,250,898 | \$ 737,544 | 33% |
| 20 | a. \$1,000 or less | 273 | 166 | 61% | \$ 103,626 | \$ 65,138 | 63% | 303 | 200 | 66% | \$ 130,400 | \$ 92,298 | 71% |
| | b. \$1,001 - \$5,000 | 195 | 94 | 48% | \$ 464,862 | \$ 251,840 | 54% | 186 | 79 | 42% | \$ 428,437 | \$ 206,175 | 48% |
| | c. \$5,001 - \$25,000 | 81 | 22 | 27% | \$ 879,192 | \$ 306,438 | 35% | 65 | 15 | 23% | \$ 603,440 | \$ 211,111 | 35% |
| | d. \$25,001 - \$100,000 | 4 | 1 | 25% | \$ 293,030 | \$ 113,840 | 39% | 11 | | 0% | \$ 485,864 | \$ 27,732 | 6% |
| | e. \$100,001 - \$1,000,000 | 2 | | 0% | \$ 283,971 | \$ 2,441 | 1% | 3 | | 0% | \$ 478,371 | \$ 6,079 | 1% |
| | f. Over \$1,000,000 | | | | | | | 1 | | 0% | \$ 1,908,034 | \$ 4,104 | 0% |
| 20 Total | | 555 | 283 | 51% | \$ 2,024,682 | \$ 739,698 | 37% | 569 | 294 | 52% | \$ 4,034,546 | \$ 547,500 | 14% |

| Fiscal Year >> | | FY18 | | | | | | FY19 | | | | | |
|--------------------|----------------------------|-------------------------------|--------------------|----------------------|----------------------|----------------------|------------------------|-------------------------------|--------------------|----------------------|----------------------|----------------------|------------------------|
| District | Category | Cases with Restitution Orders | Cases Paid in Full | % Cases Paid in Full | Restitution Assessed | Paid to Date | % Dollars Paid to Date | Cases with Restitution Orders | Cases Paid in Full | % Cases Paid in Full | Restitution Assessed | Paid to Date | % Dollars Paid to Date |
| 21 | a. \$1,000 or less | 304 | 225 | 74% | \$ 93,253 | \$ 68,802 | 74% | 313 | 226 | 72% | \$ 105,866 | \$ 80,785 | 76% |
| | b. \$1,001 - \$5,000 | 132 | 70 | 53% | \$ 314,668 | \$ 187,725 | 60% | 144 | 68 | 47% | \$ 324,504 | \$ 177,655 | 55% |
| | c. \$5,001 - \$25,000 | 50 | 16 | 32% | \$ 509,781 | \$ 240,963 | 47% | 54 | 11 | 20% | \$ 595,594 | \$ 215,438 | 36% |
| | d. \$25,001 - \$100,000 | 5 | 1 | 20% | \$ 212,609 | \$ 114,758 | 54% | 5 | 1 | 20% | \$ 283,891 | \$ 70,302 | 25% |
| | e. \$100,001 - \$1,000,000 | | | | | | | 1 | | 0% | \$ 249,286 | \$ 5,536 | 2% |
| 21 Total | | 491 | 312 | 64% | \$ 1,130,311 | \$ 612,248 | 54% | 517 | 306 | 59% | \$ 1,559,140 | \$ 549,716 | 35% |
| 22 | a. \$1,000 or less | 37 | 25 | 68% | \$ 15,496 | \$ 11,465 | 74% | 35 | 19 | 54% | \$ 13,459 | \$ 7,355 | 55% |
| | b. \$1,001 - \$5,000 | 36 | 22 | 61% | \$ 73,270 | \$ 49,683 | 68% | 23 | 10 | 43% | \$ 52,241 | \$ 27,297 | 52% |
| | c. \$5,001 - \$25,000 | 14 | 6 | 43% | \$ 110,378 | \$ 46,362 | 42% | 8 | 3 | 38% | \$ 62,301 | \$ 32,931 | 53% |
| | d. \$25,001 - \$100,000 | 3 | 1 | 33% | \$ 97,453 | \$ 46,625 | 48% | 1 | | 0% | \$ 54,560 | \$ 43,074 | 79% |
| | e. \$100,001 - \$1,000,000 | | | | | | | 1 | | 0% | \$ 260,780 | \$ 1,493 | 1% |
| 22 Total | | 90 | 54 | 60% | \$ 296,597 | \$ 154,136 | 52% | 68 | 32 | 47% | \$ 443,342 | \$ 112,151 | 25% |
| Statewide | a. \$1,000 or less | 4874 | 3,303 | 68% | \$ 1,965,551 | \$ 1,381,191 | 70% | 4,855 | 3,125 | 64% | \$ 2,047,687 | \$ 1,408,164 | 69% |
| | b. \$1,001 - \$5,000 | 2910 | 1,445 | 50% | \$ 6,928,677 | \$ 3,920,253 | 57% | 2,949 | 1,299 | 44% | \$ 6,966,361 | \$ 3,552,257 | 51% |
| | c. \$5,001 - \$25,000 | 1369 | 409 | 30% | \$ 14,752,294 | \$ 5,947,000 | 40% | 1,384 | 325 | 23% | \$ 14,358,245 | \$ 4,889,071 | 34% |
| | d. \$25,001 - \$100,000 | 244 | 50 | 20% | \$ 11,259,508 | \$ 3,296,012 | 29% | 245 | 28 | 11% | \$ 11,411,595 | \$ 2,310,978 | 20% |
| | e. \$100,001 - \$1,000,000 | 65 | 4 | 6% | \$ 18,638,367 | \$ 1,493,869 | 8% | 67 | 5 | 7% | \$ 15,897,240 | \$ 1,448,497 | 9% |
| | f. Over \$1,000,000 | 2 | | 0% | \$ 4,224,247 | \$ 4,737 | 0% | 9 | | 0% | \$ 26,936,548 | \$ 210,859 | 1% |
| Grand Total | | 9,464 | 5,211 | 55% | \$ 57,768,644 | \$ 16,043,061 | 28% | 9,509 | 4,782 | 50% | \$ 77,617,676 | \$ 13,819,826 | 18% |

Restitution Ordered by Fiscal
Year and Paid as of 8/11/2022

| Fiscal Year >> | | FY20 | | | | | | FY21 | | | | | |
|----------------|----------------------------|-------------------------------|--------------------|----------------------|----------------------|---------------------|------------------------|-------------------------------|--------------------|----------------------|----------------------|---------------------|------------------------|
| District | Category | Cases with Restitution Orders | Cases Paid in Full | % Cases Paid in Full | Restitution Assessed | Paid to Date | % Dollars Paid to Date | Cases with Restitution Orders | Cases Paid in Full | % Cases Paid in Full | Restitution Assessed | Paid to Date | % Dollars Paid to Date |
| 1 | a. \$1,000 or less | 404 | 253 | 63% | \$ 172,647 | \$ 117,285 | 68% | 271 | 169 | 62% | \$ 129,027 | \$ 83,518 | 65% |
| | b. \$1,001 - \$5,000 | 213 | 104 | 49% | \$ 483,768 | \$ 259,463 | 54% | 172 | 61 | 35% | \$ 423,524 | \$ 187,651 | 44% |
| | c. \$5,001 - \$25,000 | 104 | 38 | 37% | \$ 1,029,538 | \$ 503,530 | 49% | 88 | 18 | 20% | \$ 958,615 | \$ 277,444 | 29% |
| | d. \$25,001 - \$100,000 | 13 | 4 | 31% | \$ 611,005 | \$ 201,001 | 33% | 14 | 4 | 29% | \$ 831,887 | \$ 327,743 | 39% |
| | e. \$100,001 - \$1,000,000 | 6 | | 0% | \$ 1,520,374 | \$ 74,245 | 5% | 3 | | 0% | \$ 761,234 | \$ 24,965 | 3% |
| | f. Over \$1,000,000 | | | | | | | | | | | | |
| 1 Total | | 740 | 399 | 54% | \$ 3,817,331 | \$ 1,155,524 | 30% | 548 | 252 | 46% | \$ 3,104,286 | \$ 901,322 | 29% |
| 2 | a. \$1,000 or less | 238 | 87 | 37% | \$ 106,880 | \$ 42,794 | 40% | 162 | 57 | 35% | \$ 77,499 | \$ 29,180 | 38% |
| | b. \$1,001 - \$5,000 | 266 | 61 | 23% | \$ 635,219 | \$ 199,228 | 31% | 237 | 49 | 21% | \$ 607,860 | \$ 179,789 | 30% |
| | c. \$5,001 - \$25,000 | 163 | 21 | 13% | \$ 1,723,208 | \$ 314,589 | 18% | 133 | 6 | 5% | \$ 1,426,398 | \$ 135,746 | 10% |
| | d. \$25,001 - \$100,000 | 35 | 3 | 9% | \$ 1,471,545 | \$ 184,925 | 13% | 32 | 5 | 16% | \$ 1,451,488 | \$ 253,826 | 17% |
| | e. \$100,001 - \$1,000,000 | 15 | 1 | 7% | \$ 4,115,009 | \$ 320,215 | 8% | 10 | 2 | 20% | \$ 2,818,380 | \$ 519,614 | 18% |
| | f. Over \$1,000,000 | 1 | | 0% | \$ 1,372,176 | \$ 324 | 0% | 1 | | 0% | \$ 2,341,406 | \$ 25,049 | 1% |
| 2 Total | | 718 | 173 | 24% | \$ 9,424,037 | \$ 1,062,076 | 11% | 575 | 119 | 21% | \$ 8,723,031 | \$ 1,143,204 | 13% |
| 3 | a. \$1,000 or less | 18 | 9 | 50% | \$ 5,603 | \$ 3,917 | 70% | 34 | 20 | 59% | \$ 9,504 | \$ 5,203 | 55% |
| | b. \$1,001 - \$5,000 | 10 | 5 | 50% | \$ 20,395 | \$ 10,676 | 52% | 7 | 2 | 29% | \$ 25,084 | \$ 11,787 | 47% |
| | c. \$5,001 - \$25,000 | 8 | 2 | 25% | \$ 85,684 | \$ 21,503 | 25% | 5 | 1 | 20% | \$ 63,301 | \$ 20,496 | 32% |
| | d. \$25,001 - \$100,000 | | | | | | | | | | | | |
| | e. \$100,001 - \$1,000,000 | | | | | | | | | | | | |
| 3 Total | | 36 | 16 | 44% | \$ 111,682 | \$ 36,097 | 32% | 46 | 23 | 50% | \$ 97,888 | \$ 37,486 | 38% |
| 4 | a. \$1,000 or less | 737 | 390 | 53% | \$ 284,854 | \$ 161,675 | 57% | 547 | 253 | 46% | \$ 223,008 | \$ 107,148 | 48% |
| | b. \$1,001 - \$5,000 | 579 | 221 | 38% | \$ 1,319,364 | \$ 587,346 | 45% | 439 | 123 | 28% | \$ 1,053,525 | \$ 345,397 | 33% |
| | c. \$5,001 - \$25,000 | 300 | 39 | 13% | \$ 3,202,823 | \$ 648,532 | 20% | 236 | 29 | 12% | \$ 2,523,953 | \$ 439,916 | 17% |
| | d. \$25,001 - \$100,000 | 56 | 5 | 9% | \$ 2,520,361 | \$ 307,540 | 12% | 49 | 2 | 4% | \$ 2,090,712 | \$ 181,846 | 9% |
| | e. \$100,001 - \$1,000,000 | 18 | | 0% | \$ 3,553,102 | \$ 65,993 | 2% | 13 | 1 | 8% | \$ 3,197,642 | \$ 148,485 | 5% |
| | f. Over \$1,000,000 | 3 | | 0% | \$ 18,505,623 | \$ 685 | 0% | | | | | | |
| 4 Total | | 1,693 | 655 | 39% | \$ 29,386,126 | \$ 1,771,770 | 6% | 1,284 | 408 | 32% | \$ 9,088,840 | \$ 1,222,792 | 13% |
| 5 | a. \$1,000 or less | 90 | 68 | 76% | \$ 41,769 | \$ 31,845 | 76% | 59 | 41 | 69% | \$ 29,339 | \$ 20,826 | 71% |
| | b. \$1,001 - \$5,000 | 41 | 22 | 54% | \$ 97,912 | \$ 60,804 | 62% | 38 | 24 | 63% | \$ 87,732 | \$ 60,785 | 69% |
| | c. \$5,001 - \$25,000 | 21 | 9 | 43% | \$ 220,270 | \$ 97,423 | 44% | 20 | 7 | 35% | \$ 255,364 | \$ 137,490 | 54% |
| | d. \$25,001 - \$100,000 | 10 | 4 | 40% | \$ 618,681 | \$ 331,276 | 54% | 3 | | 0% | \$ 113,599 | \$ 22,924 | 20% |
| | e. \$100,001 - \$1,000,000 | | | | | | | 2 | 1 | 50% | \$ 403,092 | \$ 156,833 | 39% |
| | f. Over \$1,000,000 | | | | | | | | | | | | |
| 5 Total | | 162 | 103 | 64% | \$ 978,631 | \$ 521,347 | 53% | 122 | 73 | 60% | \$ 889,127 | \$ 398,859 | 45% |

| Fiscal Year >> | | FY20 | | | | | | FY21 | | | | | |
|-----------------|----------------------------|-------------------------------|--------------------|----------------------|----------------------|-------------------|------------------------|-------------------------------|--------------------|----------------------|----------------------|-------------------|------------------------|
| District | Category | Cases with Restitution Orders | Cases Paid in Full | % Cases Paid in Full | Restitution Assessed | Paid to Date | % Dollars Paid to Date | Cases with Restitution Orders | Cases Paid in Full | % Cases Paid in Full | Restitution Assessed | Paid to Date | % Dollars Paid to Date |
| 6 | a. \$1,000 or less | 65 | 38 | 58% | \$ 29,679 | \$ 19,576 | 66% | 55 | 34 | 62% | \$ 20,717 | \$ 11,465 | 55% |
| | b. \$1,001 - \$5,000 | 38 | 24 | 63% | \$ 95,584 | \$ 63,338 | 66% | 24 | 7 | 29% | \$ 64,271 | \$ 22,695 | 35% |
| | c. \$5,001 - \$25,000 | 13 | 4 | 31% | \$ 111,450 | \$ 43,355 | 39% | 9 | 2 | 22% | \$ 102,163 | \$ 29,415 | 29% |
| | d. \$25,001 - \$100,000 | 1 | | 0% | \$ 43,752 | \$ - | 0% | 2 | | 0% | \$ 104,345 | \$ - | 0% |
| | e. \$100,001 - \$1,000,000 | | | | | | | 1 | | 0% | \$ 712,298 | \$ 446,911 | 63% |
| 6 Total | | 117 | 66 | 56% | \$ 280,465 | \$ 126,269 | 45% | 91 | 43 | 47% | \$ 1,003,794 | \$ 510,486 | 51% |
| 7 | a. \$1,000 or less | 68 | 45 | 66% | \$ 23,794 | \$ 16,793 | 71% | 56 | 34 | 61% | \$ 23,979 | \$ 13,617 | 57% |
| | b. \$1,001 - \$5,000 | 40 | 24 | 60% | \$ 82,156 | \$ 52,051 | 63% | 31 | 10 | 32% | \$ 70,523 | \$ 30,772 | 44% |
| | c. \$5,001 - \$25,000 | 11 | 4 | 36% | \$ 110,520 | \$ 35,047 | 32% | 15 | 4 | 27% | \$ 163,609 | \$ 51,881 | 32% |
| | d. \$25,001 - \$100,000 | 3 | 1 | 33% | \$ 92,580 | \$ 39,860 | 43% | | | | | | |
| | e. \$100,001 - \$1,000,000 | | | | | | | 1 | | 0% | \$ 331,406 | \$ 55,485 | 17% |
| | f. Over \$1,000,000 | | | | | | | | | | | | |
| 7 Total | | 122 | 74 | 61% | \$ 309,050 | \$ 143,751 | 47% | 103 | 48 | 47% | \$ 589,517 | \$ 151,755 | 26% |
| 8 | a. \$1,000 or less | 301 | 197 | 65% | \$ 118,847 | \$ 85,415 | 72% | 272 | 152 | 56% | \$ 111,268 | \$ 67,643 | 61% |
| | b. \$1,001 - \$5,000 | 159 | 67 | 42% | \$ 390,041 | \$ 205,363 | 53% | 149 | 55 | 37% | \$ 363,160 | \$ 175,046 | 48% |
| | c. \$5,001 - \$25,000 | 54 | 16 | 30% | \$ 554,209 | \$ 180,850 | 33% | 64 | 11 | 17% | \$ 632,530 | \$ 132,050 | 21% |
| | d. \$25,001 - \$100,000 | 12 | | 0% | \$ 487,970 | \$ 31,424 | 6% | 8 | 1 | 13% | \$ 357,396 | \$ 87,322 | 24% |
| | e. \$100,001 - \$1,000,000 | 1 | | 0% | \$ 309,832 | \$ 329 | 0% | 3 | | 0% | \$ 1,476,391 | \$ 4,939 | 0% |
| | f. Over \$1,000,000 | 1 | | 0% | \$ 1,611,879 | \$ 33,313 | 2% | | | | | | |
| 8 Total | | 528 | 280 | 53% | \$ 3,472,777 | \$ 536,695 | 15% | 496 | 219 | 44% | \$ 2,940,745 | \$ 466,999 | 16% |
| 9 | a. \$1,000 or less | 55 | 40 | 73% | \$ 24,259 | \$ 18,334 | 76% | 38 | 27 | 71% | \$ 18,650 | \$ 14,083 | 76% |
| | b. \$1,001 - \$5,000 | 48 | 23 | 48% | \$ 117,709 | \$ 61,333 | 52% | 48 | 24 | 50% | \$ 131,717 | \$ 69,978 | 53% |
| | c. \$5,001 - \$25,000 | 6 | 2 | 33% | \$ 75,880 | \$ 19,418 | 26% | 16 | 2 | 13% | \$ 168,138 | \$ 30,500 | 18% |
| | d. \$25,001 - \$100,000 | 7 | 1 | 14% | \$ 265,821 | \$ 42,060 | 16% | | | | | | |
| | e. \$100,001 - \$1,000,000 | 1 | | 0% | \$ 125,000 | \$ 79,074 | 63% | 1 | | 0% | \$ 351,766 | \$ 22,624 | 6% |
| 9 Total | | 117 | 66 | 56% | \$ 608,669 | \$ 220,219 | 36% | 103 | 53 | 51% | \$ 670,271 | \$ 137,185 | 20% |
| 10 | a. \$1,000 or less | 153 | 84 | 55% | \$ 72,467 | \$ 45,336 | 63% | 112 | 57 | 51% | \$ 51,022 | \$ 25,672 | 50% |
| | b. \$1,001 - \$5,000 | 93 | 28 | 30% | \$ 213,825 | \$ 82,104 | 38% | 47 | 24 | 51% | \$ 111,761 | \$ 68,237 | 61% |
| | c. \$5,001 - \$25,000 | 31 | 5 | 16% | \$ 328,995 | \$ 71,563 | 22% | 36 | 5 | 14% | \$ 383,967 | \$ 103,154 | 27% |
| | d. \$25,001 - \$100,000 | 2 | | 0% | \$ 80,860 | \$ 5,526 | 7% | 4 | 1 | 25% | \$ 131,891 | \$ 27,714 | 21% |
| | e. \$100,001 - \$1,000,000 | | | | | | | 1 | | 0% | \$ 123,192 | \$ 2,861 | 2% |
| 10 Total | | 279 | 117 | 42% | \$ 696,147 | \$ 204,528 | 29% | 200 | 87 | 44% | \$ 801,833 | \$ 227,637 | 28% |

| Fiscal Year >> | | FY20 | | | | | | FY21 | | | | | |
|-----------------|----------------------------|-------------------------------|--------------------|----------------------|----------------------|-------------------|------------------------|-------------------------------|--------------------|----------------------|----------------------|-------------------|------------------------|
| District | Category | Cases with Restitution Orders | Cases Paid in Full | % Cases Paid in Full | Restitution Assessed | Paid to Date | % Dollars Paid to Date | Cases with Restitution Orders | Cases Paid in Full | % Cases Paid in Full | Restitution Assessed | Paid to Date | % Dollars Paid to Date |
| 11 | a. \$1,000 or less | 89 | 49 | 55% | \$ 28,991 | \$ 16,950 | 58% | 64 | 36 | 56% | \$ 20,018 | \$ 11,827 | 59% |
| | b. \$1,001 - \$5,000 | 42 | 19 | 45% | \$ 114,535 | \$ 56,998 | 50% | 40 | 12 | 30% | \$ 98,389 | \$ 31,934 | 32% |
| | c. \$5,001 - \$25,000 | 12 | 2 | 17% | \$ 126,181 | \$ 36,388 | 29% | 15 | 1 | 7% | \$ 169,127 | \$ 20,943 | 12% |
| | d. \$25,001 - \$100,000 | 1 | | 0% | \$ 33,986 | \$ 1,461 | 4% | 2 | | 0% | \$ 116,696 | \$ - | 0% |
| | e. \$100,001 - \$1,000,000 | | | | | | | 2 | | 0% | \$ 872,667 | \$ 13,677 | 2% |
| 11 Total | | 144 | 70 | 49% | \$ 303,693 | \$ 111,797 | 37% | 123 | 49 | 40% | \$ 1,276,896 | \$ 78,381 | 6% |
| 12 | a. \$1,000 or less | 73 | 40 | 55% | \$ 21,921 | \$ 11,878 | 54% | 54 | 36 | 67% | \$ 15,894 | \$ 9,798 | 62% |
| | b. \$1,001 - \$5,000 | 29 | 12 | 41% | \$ 68,058 | \$ 33,625 | 49% | 34 | 10 | 29% | \$ 75,351 | \$ 22,193 | 29% |
| | c. \$5,001 - \$25,000 | 12 | 2 | 17% | \$ 132,630 | \$ 30,875 | 23% | 8 | | 0% | \$ 79,145 | \$ 2,790 | 4% |
| | d. \$25,001 - \$100,000 | 5 | | 0% | \$ 189,725 | \$ 14,821 | 8% | | | | | | |
| | e. \$100,001 - \$1,000,000 | | | | | | | 1 | | 0% | \$ 120,000 | \$ 1,348 | 1% |
| | f. Over \$1,000,000 | | | | | | | | | | | | |
| 12 Total | | 119 | 54 | 45% | \$ 412,333 | \$ 91,199 | 22% | 97 | 46 | 47% | \$ 290,391 | \$ 36,129 | 12% |
| 13 | a. \$1,000 or less | 55 | 30 | 55% | \$ 24,105 | \$ 13,837 | 57% | 33 | 17 | 52% | \$ 11,055 | \$ 5,496 | 50% |
| | b. \$1,001 - \$5,000 | 27 | 11 | 41% | \$ 66,181 | \$ 43,153 | 65% | 36 | 15 | 42% | \$ 87,532 | \$ 44,826 | 51% |
| | c. \$5,001 - \$25,000 | 17 | 6 | 35% | \$ 163,885 | \$ 83,892 | 51% | 20 | 3 | 15% | \$ 224,960 | \$ 51,884 | 23% |
| | d. \$25,001 - \$100,000 | 1 | 1 | 100% | \$ 45,000 | \$ 45,000 | 100% | 3 | | 0% | \$ 108,408 | \$ 7,259 | 7% |
| | e. \$100,001 - \$1,000,000 | 2 | | 0% | \$ 285,610 | \$ 1,287 | 0% | | | | | | |
| 13 Total | | 102 | 48 | 47% | \$ 584,782 | \$ 187,168 | 32% | 92 | 35 | 38% | \$ 431,955 | \$ 109,464 | 25% |
| 14 | a. \$1,000 or less | 58 | 50 | 86% | \$ 17,453 | \$ 14,118 | 81% | 36 | 31 | 86% | \$ 12,988 | \$ 11,171 | 86% |
| | b. \$1,001 - \$5,000 | 18 | 10 | 56% | \$ 38,953 | \$ 17,619 | 45% | 12 | 5 | 42% | \$ 29,059 | \$ 15,725 | 54% |
| | c. \$5,001 - \$25,000 | 6 | 3 | 50% | \$ 61,913 | \$ 24,791 | 40% | 6 | 1 | 17% | \$ 50,044 | \$ 18,083 | 36% |
| | d. \$25,001 - \$100,000 | 1 | | 0% | \$ 30,886 | \$ 8,438 | 27% | 3 | | 0% | \$ 150,562 | \$ 13,858 | 9% |
| | e. \$100,001 - \$1,000,000 | 2 | | 0% | \$ 1,120,275 | \$ 3,783 | 0% | | | | | | |
| 14 Total | | 85 | 63 | 74% | \$ 1,269,480 | \$ 68,748 | 5% | 57 | 37 | 65% | \$ 242,653 | \$ 58,837 | 24% |
| 15 | a. \$1,000 or less | 60 | 41 | 68% | \$ 11,213 | \$ 8,508 | 76% | 56 | 34 | 61% | \$ 16,417 | \$ 12,767 | 78% |
| | b. \$1,001 - \$5,000 | 19 | 12 | 63% | \$ 38,549 | \$ 25,803 | 67% | 15 | 4 | 27% | \$ 29,910 | \$ 9,544 | 32% |
| | c. \$5,001 - \$25,000 | 4 | 1 | 25% | \$ 48,767 | \$ 13,508 | 28% | 6 | 2 | 33% | \$ 50,305 | \$ 25,161 | 50% |
| | d. \$25,001 - \$100,000 | | | | | | | | | | | | |
| | e. \$100,001 - \$1,000,000 | | | | | | | | | | | | |
| 15 Total | | 83 | 54 | 65% | \$ 98,529 | \$ 47,818 | 49% | 77 | 40 | 52% | \$ 96,632 | \$ 47,472 | 49% |

| Fiscal Year >> | | FY20 | | | | | | FY21 | | | | | |
|-----------------|----------------------------|-------------------------------|--------------------|----------------------|----------------------|---------------------|------------------------|-------------------------------|--------------------|----------------------|----------------------|-------------------|------------------------|
| District | Category | Cases with Restitution Orders | Cases Paid in Full | % Cases Paid in Full | Restitution Assessed | Paid to Date | % Dollars Paid to Date | Cases with Restitution Orders | Cases Paid in Full | % Cases Paid in Full | Restitution Assessed | Paid to Date | % Dollars Paid to Date |
| 16 | a. \$1,000 or less | 27 | 11 | 41% | \$ 8,223 | \$ 4,726 | 57% | 24 | 12 | 50% | \$ 7,900 | \$ 3,969 | 50% |
| | b. \$1,001 - \$5,000 | 12 | 3 | 25% | \$ 31,243 | \$ 13,030 | 42% | 17 | 6 | 35% | \$ 41,396 | \$ 20,146 | 49% |
| | c. \$5,001 - \$25,000 | 5 | 1 | 20% | \$ 57,480 | \$ 20,388 | 35% | 2 | 1 | 50% | \$ 12,765 | \$ 7,920 | 62% |
| | d. \$25,001 - \$100,000 | 2 | | 0% | \$ 95,398 | \$ 5,409 | 6% | 1 | | 0% | \$ 34,404 | \$ 100 | 0% |
| | e. \$100,001 - \$1,000,000 | 1 | | 0% | \$ 631,041 | \$ 50 | 0% | | | | | | |
| 16 Total | | 47 | 15 | 32% | \$ 823,385 | \$ 43,603 | 5% | 44 | 19 | 43% | \$ 96,465 | \$ 32,134 | 33% |
| 17 | a. \$1,000 or less | 397 | 221 | 56% | \$ 190,549 | \$ 120,393 | 63% | 344 | 156 | 45% | \$ 169,658 | \$ 81,038 | 48% |
| | b. \$1,001 - \$5,000 | 293 | 102 | 35% | \$ 744,057 | \$ 302,226 | 41% | 263 | 84 | 32% | \$ 651,871 | \$ 265,092 | 41% |
| | c. \$5,001 - \$25,000 | 127 | 19 | 15% | \$ 1,389,206 | \$ 359,109 | 26% | 115 | 20 | 17% | \$ 1,228,484 | \$ 263,996 | 21% |
| | d. \$25,001 - \$100,000 | 16 | 2 | 13% | \$ 694,111 | \$ 147,759 | 21% | 16 | 1 | 6% | \$ 639,235 | \$ 65,942 | 10% |
| | e. \$100,001 - \$1,000,000 | 8 | 1 | 13% | \$ 1,676,350 | \$ 193,177 | 12% | 3 | | 0% | \$ 549,577 | \$ 3,014 | 1% |
| 17 Total | | 841 | 345 | 41% | \$ 4,694,273 | \$ 1,122,664 | 24% | 741 | 261 | 35% | \$ 3,238,827 | \$ 679,081 | 21% |
| 18 | a. \$1,000 or less | 375 | 240 | 64% | \$ 183,166 | \$ 120,049 | 66% | 329 | 189 | 57% | \$ 168,000 | \$ 97,430 | 58% |
| | b. \$1,001 - \$5,000 | 254 | 120 | 47% | \$ 619,600 | \$ 331,904 | 54% | 221 | 88 | 40% | \$ 492,159 | \$ 225,598 | 46% |
| | c. \$5,001 - \$25,000 | 123 | 24 | 20% | \$ 1,358,301 | \$ 401,185 | 30% | 113 | 21 | 19% | \$ 1,218,947 | \$ 267,853 | 22% |
| | d. \$25,001 - \$100,000 | 20 | 3 | 15% | \$ 878,584 | \$ 197,694 | 23% | 18 | 4 | 22% | \$ 853,080 | \$ 245,730 | 29% |
| | e. \$100,001 - \$1,000,000 | 14 | | 0% | \$ 2,782,819 | \$ 189,956 | 7% | 7 | | 0% | \$ 1,329,682 | \$ 55,578 | 4% |
| | f. Over \$1,000,000 | 2 | | 0% | \$ 2,604,665 | \$ 66,710 | 3% | | | | | | |
| 18 Total | | 788 | 387 | 49% | \$ 8,427,134 | \$ 1,307,498 | 16% | 688 | 302 | 44% | \$ 4,061,866 | \$ 892,190 | 22% |
| 19 | a. \$1,000 or less | 214 | 128 | 60% | \$ 90,211 | \$ 57,688 | 64% | 198 | 114 | 58% | \$ 87,880 | \$ 48,281 | 55% |
| | b. \$1,001 - \$5,000 | 131 | 53 | 40% | \$ 307,416 | \$ 151,273 | 49% | 138 | 48 | 35% | \$ 349,845 | \$ 136,524 | 39% |
| | c. \$5,001 - \$25,000 | 60 | 11 | 18% | \$ 591,709 | \$ 192,862 | 33% | 59 | 9 | 15% | \$ 622,697 | \$ 152,472 | 24% |
| | d. \$25,001 - \$100,000 | 12 | 1 | 8% | \$ 557,261 | \$ 57,330 | 10% | 8 | 2 | 25% | \$ 341,553 | \$ 101,606 | 30% |
| | e. \$100,001 - \$1,000,000 | 2 | | 0% | \$ 339,945 | \$ 9,558 | 3% | 4 | | 0% | \$ 1,569,201 | \$ 9,319 | 1% |
| 19 Total | | 419 | 193 | 46% | \$ 1,886,542 | \$ 468,711 | 25% | 407 | 173 | 43% | \$ 2,971,176 | \$ 448,202 | 15% |
| 20 | a. \$1,000 or less | 182 | 108 | 59% | \$ 76,232 | \$ 49,268 | 65% | 125 | 62 | 50% | \$ 57,977 | \$ 31,439 | 54% |
| | b. \$1,001 - \$5,000 | 114 | 47 | 41% | \$ 260,290 | \$ 119,089 | 46% | 109 | 30 | 28% | \$ 273,851 | \$ 83,263 | 30% |
| | c. \$5,001 - \$25,000 | 51 | 11 | 22% | \$ 497,757 | \$ 152,840 | 31% | 33 | 5 | 15% | \$ 324,482 | \$ 70,908 | 22% |
| | d. \$25,001 - \$100,000 | 8 | 1 | 13% | \$ 439,715 | \$ 38,400 | 9% | 12 | 3 | 25% | \$ 557,365 | \$ 170,751 | 31% |
| | e. \$100,001 - \$1,000,000 | 5 | 1 | 20% | \$ 797,647 | \$ 124,136 | 16% | 7 | | 0% | \$ 1,646,226 | \$ 27,837 | 2% |
| | f. Over \$1,000,000 | 1 | | 0% | \$ 3,115,363 | \$ 1,334 | 0% | | | | | | |
| 20 Total | | 361 | 168 | 47% | \$ 5,187,004 | \$ 485,067 | 9% | 286 | 100 | 35% | \$ 2,859,901 | \$ 384,198 | 13% |

| Fiscal Year >> | | FY20 | | | | | | FY21 | | | | | |
|--------------------|----------------------------|-------------------------------|--------------------|----------------------|----------------------|----------------------|------------------------|-------------------------------|--------------------|----------------------|----------------------|---------------------|------------------------|
| District | Category | Cases with Restitution Orders | Cases Paid in Full | % Cases Paid in Full | Restitution Assessed | Paid to Date | % Dollars Paid to Date | Cases with Restitution Orders | Cases Paid in Full | % Cases Paid in Full | Restitution Assessed | Paid to Date | % Dollars Paid to Date |
| 21 | a. \$1,000 or less | 270 | 165 | 61% | \$ 106,108 | \$ 64,240 | 61% | 212 | 123 | 58% | \$ 84,445 | \$ 52,299 | 62% |
| | b. \$1,001 - \$5,000 | 125 | 48 | 38% | \$ 292,331 | \$ 161,972 | 55% | 115 | 31 | 27% | \$ 294,525 | \$ 109,142 | 37% |
| | c. \$5,001 - \$25,000 | 43 | 7 | 16% | \$ 411,713 | \$ 120,690 | 29% | 37 | 6 | 16% | \$ 403,354 | \$ 127,782 | 32% |
| | d. \$25,001 - \$100,000 | 6 | 1 | 17% | \$ 299,744 | \$ 95,386 | 32% | 7 | | 0% | \$ 288,765 | \$ 12,943 | 4% |
| | e. \$100,001 - \$1,000,000 | 1 | | 0% | \$ 145,011 | \$ 4,993 | 3% | | | | | | |
| 21 Total | | 445 | 221 | 50% | \$ 1,254,907 | \$ 447,282 | 36% | 371 | 160 | 43% | \$ 1,071,088 | \$ 302,167 | 28% |
| 22 | a. \$1,000 or less | 27 | 17 | 63% | \$ 10,973 | \$ 8,088 | 74% | 23 | 9 | 39% | \$ 9,092 | \$ 3,025 | 33% |
| | b. \$1,001 - \$5,000 | 20 | 7 | 35% | \$ 48,890 | \$ 22,835 | 47% | 13 | 3 | 23% | \$ 29,757 | \$ 14,380 | 48% |
| | c. \$5,001 - \$25,000 | 8 | 3 | 38% | \$ 87,107 | \$ 32,252 | 37% | 14 | 2 | 14% | \$ 145,481 | \$ 29,178 | 20% |
| | d. \$25,001 - \$100,000 | 1 | | 0% | \$ 75,096 | \$ - | 0% | 1 | 1 | 100% | \$ 78,375 | \$ 78,375 | 100% |
| | e. \$100,001 - \$1,000,000 | 1 | | 0% | \$ 269,206 | \$ 1,200 | 0% | | | | | | |
| 22 Total | | 57 | 27 | 47% | \$ 491,272 | \$ 64,376 | 13% | 51 | 15 | 29% | \$ 262,706 | \$ 124,958 | 48% |
| Statewide | a. \$1,000 or less | 3,956 | 2,311 | 58% | \$ 1,649,945 | \$ 1,032,714 | 63% | 3,104 | 1,663 | 54% | \$ 1,355,336 | \$ 746,896 | 55% |
| | b. \$1,001 - \$5,000 | 2,571 | 1,023 | 40% | \$ 6,086,074 | \$ 2,861,233 | 47% | 2,205 | 715 | 32% | \$ 5,392,802 | \$ 2,130,504 | 40% |
| | c. \$5,001 - \$25,000 | 1,179 | 230 | 20% | \$ 12,369,226 | \$ 3,404,589 | 28% | 1,050 | 156 | 15% | \$ 11,207,829 | \$ 2,397,062 | 21% |
| | d. \$25,001 - \$100,000 | 212 | 27 | 13% | \$ 9,532,079 | \$ 1,755,309 | 18% | 183 | 24 | 13% | \$ 8,249,761 | \$ 1,597,938 | 19% |
| | e. \$100,001 - \$1,000,000 | 77 | 3 | 4% | \$ 17,671,219 | \$ 1,067,996 | 6% | 59 | 4 | 7% | \$ 16,262,753 | \$ 1,493,490 | 9% |
| | f. Over \$1,000,000 | 8 | | 0% | \$ 27,209,706 | \$ 102,365 | 0% | 1 | | 0% | \$ 2,341,406 | \$ 25,049 | 1% |
| Grand Total | | 8,003 | 3,594 | 45% | \$ 74,518,248 | \$ 10,224,207 | 14% | 6,602 | 2,562 | 39% | \$ 44,809,888 | \$ 8,390,939 | 19% |

Restitution Ordered by Fiscal
Year and Paid as of 8/11/2022

| Fiscal Year >> | | FY22 | | | | | |
|----------------|----------------------------|-------------------------------|--------------------|----------------------|----------------------|-------------------|------------------------|
| District | Category | Cases with Restitution Orders | Cases Paid in Full | % Cases Paid in Full | Restitution Assessed | Paid to Date | % Dollars Paid to Date |
| 1 | a. \$1,000 or less | 261 | 97 | 37% | \$ 128,915 | \$ 51,353 | 40% |
| | b. \$1,001 - \$5,000 | 158 | 29 | 18% | \$ 380,084 | \$ 88,062 | 23% |
| | c. \$5,001 - \$25,000 | 78 | 7 | 9% | \$ 789,108 | \$ 126,453 | 16% |
| | d. \$25,001 - \$100,000 | 12 | 2 | 17% | \$ 615,992 | \$ 199,093 | 32% |
| | e. \$100,001 - \$1,000,000 | 2 | | 0% | \$ 517,269 | \$ 26,544 | 5% |
| | f. Over \$1,000,000 | 1 | | 0% | \$ 2,266,271 | \$ 1,306 | 0% |
| 1 Total | | 512 | 135 | 26% | \$ 4,697,638 | \$ 492,812 | 10% |
| 2 | a. \$1,000 or less | 194 | 35 | 18% | \$ 97,547 | \$ 21,482 | 22% |
| | b. \$1,001 - \$5,000 | 260 | 14 | 5% | \$ 631,155 | \$ 58,500 | 9% |
| | c. \$5,001 - \$25,000 | 138 | 4 | 3% | \$ 1,423,396 | \$ 89,466 | 6% |
| | d. \$25,001 - \$100,000 | 29 | 1 | 3% | \$ 1,396,700 | \$ 113,756 | 8% |
| | e. \$100,001 - \$1,000,000 | 9 | 1 | 11% | \$ 1,899,349 | \$ 513,683 | 27% |
| | f. Over \$1,000,000 | | | | | | |
| 2 Total | | 630 | 55 | 9% | \$ 5,448,147 | \$ 796,886 | 15% |
| 3 | a. \$1,000 or less | 26 | 10 | 38% | \$ 8,295 | \$ 3,719 | 45% |
| | b. \$1,001 - \$5,000 | 12 | 2 | 17% | \$ 27,261 | \$ 7,363 | 27% |
| | c. \$5,001 - \$25,000 | 4 | | 0% | \$ 45,835 | \$ 878 | 2% |
| | d. \$25,001 - \$100,000 | | | | | | |
| | e. \$100,001 - \$1,000,000 | 1 | 1 | 100% | \$ 200,000 | \$ 200,000 | 100% |
| 3 Total | | 43 | 13 | 30% | \$ 281,392 | \$ 211,960 | 75% |
| 4 | a. \$1,000 or less | 583 | 183 | 31% | \$ 251,797 | \$ 82,162 | 33% |
| | b. \$1,001 - \$5,000 | 496 | 84 | 17% | \$ 1,139,177 | \$ 257,063 | 23% |
| | c. \$5,001 - \$25,000 | 284 | 14 | 5% | \$ 3,107,172 | \$ 233,946 | 8% |
| | d. \$25,001 - \$100,000 | 45 | 2 | 4% | \$ 1,983,059 | \$ 139,425 | 7% |
| | e. \$100,001 - \$1,000,000 | 23 | | 0% | \$ 4,573,409 | \$ 85,838 | 2% |
| | f. Over \$1,000,000 | 2 | | 0% | \$ 4,763,732 | \$ 320 | 0% |
| 4 Total | | 1,433 | 283 | 20% | \$ 15,818,345 | \$ 798,755 | 5% |
| 5 | a. \$1,000 or less | 91 | 52 | 57% | \$ 39,678 | \$ 20,374 | 51% |
| | b. \$1,001 - \$5,000 | 72 | 16 | 22% | \$ 175,051 | \$ 59,771 | 34% |
| | c. \$5,001 - \$25,000 | 39 | 4 | 10% | \$ 430,636 | \$ 60,284 | 14% |
| | d. \$25,001 - \$100,000 | 8 | 2 | 25% | \$ 382,222 | \$ 166,848 | 44% |
| | e. \$100,001 - \$1,000,000 | 1 | | 0% | \$ 383,320 | \$ 22,559 | 6% |
| | f. Over \$1,000,000 | 1 | | 0% | \$ 5,568,774 | \$ - | 0% |
| 5 Total | | 212 | 74 | 35% | \$ 6,979,680 | \$ 329,837 | 5% |

| Fiscal Year >> | | FY22 | | | | | |
|-----------------|----------------------------|-------------------------------|--------------------|----------------------|----------------------|-------------------|------------------------|
| District | Category | Cases with Restitution Orders | Cases Paid in Full | % Cases Paid in Full | Restitution Assessed | Paid to Date | % Dollars Paid to Date |
| 6 | a. \$1,000 or less | 54 | 21 | 39% | \$ 25,031 | \$ 10,900 | 44% |
| | b. \$1,001 - \$5,000 | 37 | 10 | 27% | \$ 92,010 | \$ 29,485 | 32% |
| | c. \$5,001 - \$25,000 | 19 | 3 | 16% | \$ 208,797 | \$ 54,025 | 26% |
| | d. \$25,001 - \$100,000 | 5 | | 0% | \$ 245,928 | \$ 10,442 | 4% |
| | e. \$100,001 - \$1,000,000 | 1 | | 0% | \$ 146,932 | \$ 1,500 | 1% |
| 6 Total | | 116 | 34 | 29% | \$ 718,698 | \$ 106,352 | 15% |
| 7 | a. \$1,000 or less | 66 | 30 | 45% | \$ 27,940 | \$ 16,042 | 57% |
| | b. \$1,001 - \$5,000 | 50 | 8 | 16% | \$ 123,685 | \$ 31,298 | 25% |
| | c. \$5,001 - \$25,000 | 10 | 2 | 20% | \$ 136,110 | \$ 27,196 | 20% |
| | d. \$25,001 - \$100,000 | 2 | | 0% | \$ 91,655 | \$ 1,580 | 2% |
| | e. \$100,001 - \$1,000,000 | 2 | | 0% | \$ 609,663 | \$ 238,740 | 39% |
| | f. Over \$1,000,000 | | | | | | |
| 7 Total | | 130 | 40 | 31% | \$ 989,053 | \$ 314,856 | 32% |
| 8 | a. \$1,000 or less | 246 | 99 | 40% | \$ 103,912 | \$ 47,403 | 46% |
| | b. \$1,001 - \$5,000 | 197 | 43 | 22% | \$ 476,140 | \$ 141,603 | 30% |
| | c. \$5,001 - \$25,000 | 84 | 6 | 7% | \$ 831,232 | \$ 81,810 | 10% |
| | d. \$25,001 - \$100,000 | 12 | | 0% | \$ 601,644 | \$ 46,095 | 8% |
| | e. \$100,001 - \$1,000,000 | 4 | | 0% | \$ 697,300 | \$ 124,353 | 18% |
| | f. Over \$1,000,000 | | | | | | |
| 8 Total | | 543 | 148 | 27% | \$ 2,710,227 | \$ 441,264 | 16% |
| 9 | a. \$1,000 or less | 52 | 23 | 44% | \$ 23,010 | \$ 11,146 | 48% |
| | b. \$1,001 - \$5,000 | 48 | 11 | 23% | \$ 124,310 | \$ 48,753 | 39% |
| | c. \$5,001 - \$25,000 | 18 | 5 | 28% | \$ 216,615 | \$ 77,172 | 36% |
| | d. \$25,001 - \$100,000 | 3 | | 0% | \$ 182,363 | \$ 1,424 | 1% |
| | e. \$100,001 - \$1,000,000 | 1 | | 0% | \$ 1,000,000 | \$ - | 0% |
| 9 Total | | 122 | 39 | 32% | \$ 1,546,298 | \$ 138,495 | 9% |
| 10 | a. \$1,000 or less | 152 | 54 | 36% | \$ 73,875 | \$ 27,503 | 37% |
| | b. \$1,001 - \$5,000 | 89 | 12 | 13% | \$ 204,935 | \$ 42,065 | 21% |
| | c. \$5,001 - \$25,000 | 39 | 2 | 5% | \$ 359,666 | \$ 33,677 | 9% |
| | d. \$25,001 - \$100,000 | 6 | | 0% | \$ 299,781 | \$ 1,720 | 1% |
| | e. \$100,001 - \$1,000,000 | 2 | | 0% | \$ 380,365 | \$ 1,524 | 0% |
| 10 Total | | 288 | 68 | 24% | \$ 1,318,623 | \$ 106,489 | 8% |

| Fiscal Year >> | | FY22 | | | | | |
|-----------------|----------------------------|-------------------------------|--------------------|----------------------|----------------------|-------------------|------------------------|
| District | Category | Cases with Restitution Orders | Cases Paid in Full | % Cases Paid in Full | Restitution Assessed | Paid to Date | % Dollars Paid to Date |
| 11 | a. \$1,000 or less | 62 | 29 | 47% | \$ 27,077 | \$ 15,095 | 56% |
| | b. \$1,001 - \$5,000 | 35 | 11 | 31% | \$ 80,230 | \$ 37,172 | 46% |
| | c. \$5,001 - \$25,000 | 15 | 2 | 13% | \$ 145,741 | \$ 25,313 | 17% |
| | d. \$25,001 - \$100,000 | 2 | | 0% | \$ 91,580 | \$ 13,649 | 15% |
| | e. \$100,001 - \$1,000,000 | | | | | | |
| 11 Total | | 114 | 42 | 37% | \$ 344,629 | \$ 91,228 | 26% |
| 12 | a. \$1,000 or less | 59 | 26 | 44% | \$ 23,309 | \$ 10,945 | 47% |
| | b. \$1,001 - \$5,000 | 35 | 4 | 11% | \$ 80,356 | \$ 12,460 | 16% |
| | c. \$5,001 - \$25,000 | 13 | 1 | 8% | \$ 127,046 | \$ 22,285 | 18% |
| | d. \$25,001 - \$100,000 | 1 | | 0% | \$ 25,264 | \$ 1,068 | 4% |
| | e. \$100,001 - \$1,000,000 | | | | | | |
| | f. Over \$1,000,000 | 1 | | 0% | \$ 1,137,765 | \$ 1,711 | 0% |
| 12 Total | | 109 | 31 | 28% | \$ 1,393,739 | \$ 48,470 | 3% |
| 13 | a. \$1,000 or less | 38 | 12 | 32% | \$ 15,996 | \$ 3,661 | 23% |
| | b. \$1,001 - \$5,000 | 33 | 5 | 15% | \$ 72,530 | \$ 17,153 | 24% |
| | c. \$5,001 - \$25,000 | 14 | 2 | 14% | \$ 158,319 | \$ 14,123 | 9% |
| | d. \$25,001 - \$100,000 | 2 | 1 | 50% | \$ 106,374 | \$ 80,000 | 75% |
| | e. \$100,001 - \$1,000,000 | | | | | | |
| 13 Total | | 87 | 20 | 23% | \$ 353,219 | \$ 114,937 | 33% |
| 14 | a. \$1,000 or less | 48 | 24 | 50% | \$ 15,111 | \$ 8,609 | 57% |
| | b. \$1,001 - \$5,000 | 21 | 9 | 43% | \$ 43,236 | \$ 22,332 | 52% |
| | c. \$5,001 - \$25,000 | 13 | 1 | 8% | \$ 134,129 | \$ 11,304 | 8% |
| | d. \$25,001 - \$100,000 | 3 | | 0% | \$ 101,388 | \$ - | 0% |
| | e. \$100,001 - \$1,000,000 | 2 | | 0% | \$ 349,740 | \$ 54 | 0% |
| 14 Total | | 87 | 34 | 39% | \$ 643,603 | \$ 42,298 | 7% |
| 15 | a. \$1,000 or less | 56 | 21 | 38% | \$ 18,481 | \$ 8,307 | 45% |
| | b. \$1,001 - \$5,000 | 14 | 5 | 36% | \$ 35,581 | \$ 15,753 | 44% |
| | c. \$5,001 - \$25,000 | 3 | 1 | 33% | \$ 43,081 | \$ 10,122 | 23% |
| | d. \$25,001 - \$100,000 | 1 | | 0% | \$ 26,386 | \$ 173 | 1% |
| | e. \$100,001 - \$1,000,000 | | | | | | |
| 15 Total | | 74 | 27 | 36% | \$ 123,529 | \$ 34,355 | 28% |

| Fiscal Year >> | | FY22 | | | | | |
|-----------------|----------------------------|-------------------------------|--------------------|----------------------|----------------------|-------------------|------------------------|
| District | Category | Cases with Restitution Orders | Cases Paid in Full | % Cases Paid in Full | Restitution Assessed | Paid to Date | % Dollars Paid to Date |
| 16 | a. \$1,000 or less | 14 | 1 | 7% | \$ 6,701 | \$ 1,232 | 18% |
| | b. \$1,001 - \$5,000 | 12 | 5 | 42% | \$ 25,509 | \$ 10,553 | 41% |
| | c. \$5,001 - \$25,000 | 8 | | 0% | \$ 69,309 | \$ 2,692 | 4% |
| | d. \$25,001 - \$100,000 | | | | | | |
| | e. \$100,001 - \$1,000,000 | | | | | | |
| 16 Total | | 34 | 6 | 18% | \$ 101,519 | \$ 14,477 | 14% |
| 17 | a. \$1,000 or less | 453 | 165 | 36% | \$ 240,158 | \$ 95,020 | 40% |
| | b. \$1,001 - \$5,000 | 332 | 39 | 12% | \$ 832,975 | \$ 179,654 | 22% |
| | c. \$5,001 - \$25,000 | 139 | 7 | 5% | \$ 1,423,510 | \$ 125,928 | 9% |
| | d. \$25,001 - \$100,000 | 20 | 1 | 5% | \$ 953,097 | \$ 64,666 | 7% |
| | e. \$100,001 - \$1,000,000 | 5 | | 0% | \$ 1,274,556 | \$ 78,404 | 6% |
| 17 Total | | 949 | 212 | 22% | \$ 4,724,296 | \$ 543,673 | 12% |
| 18 | a. \$1,000 or less | 403 | 171 | 42% | \$ 198,155 | \$ 94,168 | 48% |
| | b. \$1,001 - \$5,000 | 277 | 58 | 21% | \$ 673,191 | \$ 182,180 | 27% |
| | c. \$5,001 - \$25,000 | 138 | 9 | 7% | \$ 1,405,622 | \$ 143,206 | 10% |
| | d. \$25,001 - \$100,000 | 27 | | 0% | \$ 1,369,823 | \$ 64,538 | 5% |
| | e. \$100,001 - \$1,000,000 | 12 | | 0% | \$ 2,316,546 | \$ 326,549 | 14% |
| | f. Over \$1,000,000 | | | | | | |
| 18 Total | | 857 | 238 | 28% | \$ 5,963,337 | \$ 810,641 | 14% |
| 19 | a. \$1,000 or less | 261 | 112 | 43% | \$ 122,160 | \$ 53,208 | 44% |
| | b. \$1,001 - \$5,000 | 151 | 24 | 16% | \$ 399,169 | \$ 87,445 | 22% |
| | c. \$5,001 - \$25,000 | 78 | 6 | 8% | \$ 806,115 | \$ 75,115 | 9% |
| | d. \$25,001 - \$100,000 | 13 | 2 | 15% | \$ 676,311 | \$ 103,544 | 15% |
| | e. \$100,001 - \$1,000,000 | 5 | | 0% | \$ 1,727,388 | \$ 4,653 | 0% |
| 19 Total | | 508 | 144 | 28% | \$ 3,731,143 | \$ 323,964 | 9% |
| 20 | a. \$1,000 or less | 143 | 50 | 35% | \$ 71,196 | \$ 26,962 | 38% |
| | b. \$1,001 - \$5,000 | 107 | 22 | 21% | \$ 234,341 | \$ 57,569 | 25% |
| | c. \$5,001 - \$25,000 | 27 | 1 | 4% | \$ 242,210 | \$ 13,150 | 5% |
| | d. \$25,001 - \$100,000 | 5 | | 0% | \$ 319,191 | \$ 10,167 | 3% |
| | e. \$100,001 - \$1,000,000 | 6 | | 0% | \$ 1,624,865 | \$ 7,866 | 0% |
| | f. Over \$1,000,000 | 1 | | 0% | \$ 4,269,786 | \$ 65,733 | 2% |
| 20 Total | | 289 | 73 | 25% | \$ 6,761,589 | \$ 181,447 | 3% |

| Fiscal Year >> | | FY22 | | | | | |
|--------------------|----------------------------|-------------------------------|--------------------|----------------------|----------------------|---------------------|------------------------|
| District | Category | Cases with Restitution Orders | Cases Paid in Full | % Cases Paid in Full | Restitution Assessed | Paid to Date | % Dollars Paid to Date |
| 21 | a. \$1,000 or less | 288 | 117 | 41% | \$ 104,680 | \$ 45,643 | 44% |
| | b. \$1,001 - \$5,000 | 146 | 30 | 21% | \$ 349,011 | \$ 102,525 | 29% |
| | c. \$5,001 - \$25,000 | 47 | 5 | 11% | \$ 524,548 | \$ 78,421 | 15% |
| | d. \$25,001 - \$100,000 | 9 | 2 | 22% | \$ 524,010 | \$ 160,106 | 31% |
| | e. \$100,001 - \$1,000,000 | | | | | | |
| 21 Total | | 490 | 154 | 31% | \$ 1,502,250 | \$ 386,694 | 26% |
| 22 | a. \$1,000 or less | 25 | 8 | 32% | \$ 9,778 | \$ 3,938 | 40% |
| | b. \$1,001 - \$5,000 | 18 | 2 | 11% | \$ 42,542 | \$ 10,898 | 26% |
| | c. \$5,001 - \$25,000 | 10 | 2 | 20% | \$ 102,845 | \$ 30,291 | 29% |
| | d. \$25,001 - \$100,000 | 1 | | 0% | \$ 28,875 | \$ - | 0% |
| | e. \$100,001 - \$1,000,000 | | | | | | |
| 22 Total | | 54 | 12 | 22% | \$ 184,041 | \$ 45,127 | 25% |
| Statewide | a. \$1,000 or less | 3,575 | 1,340 | 37% | \$ 1,632,801 | \$ 658,872 | 40% |
| | b. \$1,001 - \$5,000 | 2,600 | 443 | 17% | \$ 6,242,477 | \$ 1,499,655 | 24% |
| | c. \$5,001 - \$25,000 | 1,218 | 84 | 7% | \$ 12,731,042 | \$ 1,336,856 | 11% |
| | d. \$25,001 - \$100,000 | 206 | 13 | 6% | \$ 10,021,645 | \$ 1,178,294 | 12% |
| | e. \$100,001 - \$1,000,000 | 76 | 2 | 3% | \$ 17,700,702 | \$ 1,632,268 | 9% |
| | f. Over \$1,000,000 | 6 | | 0% | \$ 18,006,327 | \$ 69,070 | 0% |
| Grand Total | | 7,681 | 1,882 | 25% | \$ 66,334,994 | \$ 6,375,016 | 10% |

Chart: J

Colorado Judicial Department Restitution Interest Collections

| District | County / Location | FY22 | | FY21 | | FY20 | | FY19 | |
|-------------------------|-----------------------------|---------------------|------------|---------------------|------------|---------------------|------------|---------------------|------------|
| 1 | Gilpin (Central City) | \$ 6,295 | \$ 365,502 | \$ 8,653 | \$ 338,606 | \$ 5,738 | \$ 235,499 | \$ 20,565 | \$ 252,107 |
| | Jefferson (Golden) | \$ 359,207 | | \$ 331,953 | | \$ 229,761 | | \$ 231,842 | |
| 2 | Denver (District) | \$ 281,824 | \$ 323,996 | \$ 404,469 | \$ 440,430 | \$ 296,121 | \$ 293,495 | \$ 218,412 | \$ 248,145 |
| | Denver (Juvenile) | \$ 42,172 | | \$ 35,961 | | \$ 37,374 | | \$ 29,734 | |
| 3 | Huerfano (Walsenburg) | \$ 935 | \$ 4,475 | \$ 2,953 | \$ 11,771 | \$ 1,429 | \$ 4,725 | \$ 1,195 | \$ 9,813 |
| | Las Animas (Trinidad) | \$ 3,540 | | \$ 8,817 | | \$ 3,296 | | \$ 8,619 | |
| 4 | El Paso (Colo. Springs) | \$ 767,111 | \$ 776,396 | \$ 559,388 | \$ 571,370 | \$ 487,117 | \$ 497,406 | \$ 517,720 | \$ 537,420 |
| | Teller (Cripple Creek) | \$ 9,284 | | \$ 11,981 | | \$ 10,289 | | \$ 19,700 | |
| 5 | Clear Creek (Georgetown) | \$ 2,184 | \$ 67,519 | \$ 3,767 | \$ 27,228 | \$ 5,269 | \$ 36,957 | \$ 4,261 | \$ 59,780 |
| | Eagle | \$ 41,494 | | \$ 12,069 | | \$ 24,705 | | \$ 24,453 | |
| | Eagle (Basalt) | \$ 8,865 | | \$ 3,790 | | \$ 843 | | \$ 4,845 | |
| | Lake (Leadville) | \$ 14,977 | | \$ 7,566 | | \$ 6,127 | | \$ 26,221 | |
| | Summit (Breckenridge) | \$ - | | \$ 37 | | \$ 12 | | \$ - | |
| 6 | Archuleta (Pagosa Springs) | \$ 9,795 | \$ 36,618 | \$ 1,808 | \$ 25,695 | \$ 1,433 | \$ 38,320 | \$ 3,411 | \$ 18,836 |
| | La Plata (Durango) | \$ 26,824 | | \$ 23,805 | | \$ 36,787 | | \$ 15,425 | |
| 7 | San Juan (Silverton) | \$ - | \$ 50,720 | \$ 82 | \$ 79,684 | \$ 101 | \$ 37,152 | \$ - | \$ 37,148 |
| | Delta | \$ 3,435 | | \$ 3,263 | | \$ 2,531 | | \$ 16,517 | |
| | Gunnison | \$ 6,777 | | \$ 8,534 | | \$ 4,939 | | \$ 1,251 | |
| | Hinsdale (Lake City) | \$ - | | \$ - | | \$ 8 | | \$ - | |
| | Montrose | \$ 39,818 | | \$ 66,545 | | \$ 15,095 | | \$ 17,150 | |
| | Montrose (Nucla) | \$ - | | \$ 545 | | \$ 24 | | \$ 2,026 | |
| | Ouray | \$ 457 | | \$ 797 | | \$ 14,078 | | \$ 151 | |
| 8 | San Miguel (Telluride) | \$ 233 | \$ 277,527 | \$ - | \$ 186,344 | \$ 478 | \$ 155,202 | \$ 53 | \$ 146,418 |
| | Jackson (Walden) | \$ 3 | | \$ 3,248 | | \$ 2,200 | | \$ 153 | |
| 9 | Larimer (Ft. Collins) | \$ 261,683 | \$ 37,890 | \$ 177,272 | \$ 41,119 | \$ 148,775 | \$ 26,047 | \$ 133,940 | \$ 14,871 |
| | Larimer (Loveland) | \$ 15,840 | | \$ 5,824 | | \$ 4,228 | | \$ 12,324 | |
| 10 | Garfield (Glenwood Springs) | \$ 15,706 | \$ 63,220 | \$ 36,181 | \$ 61,998 | \$ 19,209 | \$ 47,883 | \$ 8,586 | \$ 47,178 |
| | Garfield (Rifle) | \$ 17,995 | | \$ 4,199 | | \$ 4,336 | | \$ 2,061 | |
| | Pitkin (Aspen) | \$ 3,454 | | \$ 396 | | \$ 1,055 | | \$ 3,747 | |
| | Rio Blanco (Meeker) | \$ 735 | | \$ 316 | | \$ 1,444 | | \$ 466 | |
| 11 | Rio Blanco (Rangely) | \$ - | \$ 55,837 | \$ 27 | \$ 64,358 | \$ 2 | \$ 28,901 | \$ 12 | \$ 47,589 |
| | Pueblo | \$ 63,220 | | \$ 61,998 | | \$ 47,883 | | \$ 47,178 | |
| | Chaffee (Salida) | \$ 16,503 | | \$ 23,514 | | \$ 8,566 | | \$ 21,562 | |
| | Custer (Westcliffe) | \$ 3,432 | | \$ 3,347 | | \$ 747 | | \$ 608 | |
| 12 | Fremont (Canon City) | \$ 28,972 | \$ 43,439 | \$ 28,442 | \$ 33,070 | \$ 16,662 | \$ 33,598 | \$ 21,556 | \$ 28,558 |
| | Park (Fairplay) | \$ 6,929 | | \$ 9,055 | | \$ 2,925 | | \$ 3,863 | |
| | Alamosa | \$ 36,238 | | \$ 19,147 | | \$ 22,052 | | \$ 19,606 | |
| | Conejos | \$ 713 | | \$ 5,631 | | \$ 2,022 | | \$ 2,811 | |
| | Costilla (San Luis) | \$ 372 | | \$ 565 | | \$ 1,323 | | \$ 1,222 | |
| 13 | Mineral (Creede) | \$ - | \$ 65,784 | \$ 134 | \$ 44,472 | \$ - | \$ 29,062 | \$ - | \$ 13,391 |
| | Rio Grande (Del Norte) | \$ 4,198 | | \$ 4,960 | | \$ 5,041 | | \$ 4,579 | |
| | Saguache | \$ 1,918 | | \$ 2,633 | | \$ 3,161 | | \$ 340 | |
| | Kit Carson (Burlington) | \$ 1,616 | | \$ 1,215 | | \$ 4,038 | | \$ 1,118 | |
| | Logan (Sterling) | \$ 11,024 | | \$ 16,770 | | \$ 6,760 | | \$ 2,501 | |
| | Morgan (Ft. Morgan) | \$ 23,775 | | \$ 19,608 | | \$ 16,438 | | \$ 4,073 | |
| | Phillips (Holyoke) | \$ 1,440 | | \$ 928 | | \$ 522 | | \$ 3,496 | |
| 14 | Sedgwick (Julesburg) | \$ 91 | \$ 59,024 | \$ 125 | \$ 19,791 | \$ 166 | \$ 21,195 | \$ 770 | \$ 22,349 |
| | Washington (Akron) | \$ 299 | | \$ 1,079 | | \$ 1,066 | | \$ 416 | |
| | Yuma (Wray) | \$ 27,538 | | \$ 4,748 | | \$ 1,072 | | \$ 1,017 | |
| 15 | Grand (Hot Sulphur Springs) | \$ 13,502 | \$ 15,023 | \$ 6,272 | \$ 9,662 | \$ 7,024 | \$ 9,819 | \$ 3,306 | \$ 19,871 |
| | Moffat (Craig) | \$ 10,905 | | \$ 6,607 | | \$ 7,258 | | \$ 8,050 | |
| | Routt (Steamboat) | \$ 34,618 | | \$ 6,912 | | \$ 6,913 | | \$ 10,993 | |
| | Baca (Springfield) | \$ 4,089 | | \$ 4,289 | | \$ 661 | | \$ 2,430 | |
| 16 | Cheyenne (Cheyenne Wells) | \$ 85 | \$ 5,912 | \$ 578 | \$ 15,266 | \$ 7 | \$ 4,844 | \$ 9 | \$ 35,658 |
| | Kiowa (Eads) | \$ 2,096 | | \$ 220 | | \$ 1,331 | | \$ 1,096 | |
| | Prowers (Lamar) | \$ 8,752 | | \$ 4,575 | | \$ 7,820 | | \$ 16,335 | |
| | Bent (Las Animas) | \$ 2,053 | | \$ 4,312 | | \$ 1,785 | | \$ 370 | |
| 17 | Crowley (Ordway) | \$ 96 | \$ 301,156 | \$ 295 | \$ 299,633 | \$ 608 | \$ 298,093 | \$ 1,210 | \$ 240,188 |
| | Otero (Lajunta) | \$ 3,764 | | \$ 10,659 | | \$ 2,451 | | \$ 34,078 | |
| | Adams (Brighton) | \$ 279,809 | | \$ 281,518 | | \$ 256,319 | | \$ 195,187 | |
| | Broomfield County | \$ 21,347 | | \$ 18,114 | | \$ 41,774 | | \$ 45,001 | |
| 18 | Arapahoe | \$ 384,004 | \$ 624,124 | \$ 402,409 | \$ 523,048 | \$ 321,743 | \$ 422,097 | \$ 279,272 | \$ 397,237 |
| | Douglas (Castle Rock) | \$ 212,824 | | \$ 116,157 | | \$ 81,738 | | \$ 104,634 | |
| | Elbert (Kiowa) | \$ 23,867 | | \$ 3,427 | | \$ 11,827 | | \$ 12,198 | |
| | Lincoln (Hugo) | \$ 3,429 | | \$ 1,055 | | \$ 6,789 | | \$ 1,132 | |
| 19 | Weld (Greeley) | \$ 241,574 | \$ 241,574 | \$ 176,298 | \$ 176,298 | \$ 173,878 | \$ 173,878 | \$ 138,208 | \$ 138,208 |
| | Boulder | \$ 101,770 | | \$ 328,329 | | \$ 111,102 | | \$ 66,007 | |
| 20 | Boulder (Longmont) | \$ 10,872 | \$ 112,642 | \$ 21,107 | \$ 349,437 | \$ 19,877 | \$ 130,979 | \$ 8,685 | \$ 74,692 |
| | Mesa (Grand Junction) | \$ 120,287 | | \$ 84,404 | | \$ 116,041 | | \$ 113,603 | |
| 21 | Dolores (Dove Creek) | \$ 752 | \$ 120,287 | \$ 1,579 | \$ 84,404 | \$ 1,268 | \$ 116,041 | \$ 152 | \$ 113,603 |
| | Montezuma (Cortez) | \$ 15,186 | | \$ 18,675 | | \$ 16,859 | | \$ 9,679 | |
| 22 | | | \$ 15,938 | | \$ 20,254 | | \$ 18,126 | | \$ 9,831 |
| Statewide Totals | | \$ 3,664,602 | | \$ 3,423,938 | | \$ 2,659,319 | | \$ 2,512,891 | |



*Section IX:
Colorado Probation*

CHIEF PROBATION OFFICERS

FIRST
JUDICIAL DISTRICT

Leslie Schaefer
Jeff Carpenter, Deputy

SECOND
JUDICIAL DISTRICT
ADULT

Cary Heck
Cheryl Frenette, Deputy

SECOND JUDICIAL
DISTRICT JUVENILE

Shawn Cohen (retired)
Kimberly Howard

THIRD
JUDICIAL DISTRICT

Martin Malouff

FOURTH
JUDICIAL DISTRICT

Ryan Mills
Lori Griffith, Deputy

FIFTH
JUDICIAL DISTRICT

Wendy Slavin (retired)
Julie Hanks

SIXTH
JUDICIAL DISTRICT

Thomas Harms

SEVENTH
JUDICIAL DISTRICT

Rob Omer

EIGHTH
JUDICIAL DISTRICT

Greg Otte
Nicole Feltz, Deputy

NINTH
JUDICIAL DISTRICT

Joe Gerber

TENTH
JUDICIAL DISTRICT

David Simental

ELEVENTH
JUDICIAL DISTRICT

Michael O'Rourke

TWELFTH
JUDICIAL DISTRICT

Bill Gurule

THIRTEENTH
JUDICIAL DISTRICT

John Draxler

FOURTEENTH
JUDICIAL DISTRICT

Timothy Griffith

FIFTEENTH
JUDICIAL DISTRICT

Byron Hall

SIXTEENTH
JUDICIAL DISTRICT

Tobin Wright

SEVENTEENTH
JUDICIAL DISTRICT

Jenifer Morgen
Jeanette Hensel, Deputy

EIGHTEENTH
JUDICIAL DISTRICT

Doug Gray
Anthony Getzberg, Deputy

NINETEENTH
JUDICIAL DISTRICT

Jerry Green
Cory Flummerfelt, Deputy

TWENTIETH
JUDICIAL DISTRICT

Anjali Nandi
Joseph Creel, Deputy

TWENTY-FIRST
JUDICIAL DISTRICT

Linda Robinson (retired)
William Riebel

TWENTY-SECOND
JUDICIAL DISTRICT

Sonia Buffington

Updated as of 8/23/22

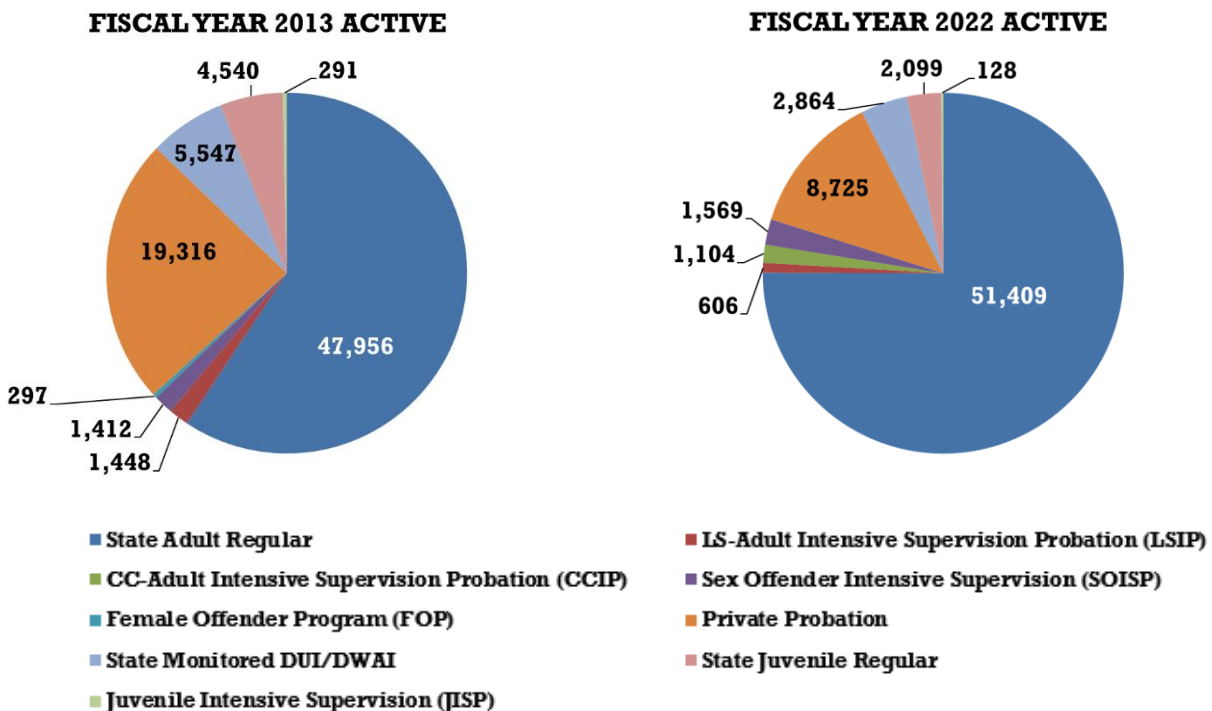
COLORADO PROBATION

Colorado Probation is committed to Public Safety, Victim and Community Reparation through Offender Accountability, Skill and Competency Development and Services to the Communities of Colorado.

Serving under the Colorado Judicial Department, Colorado Probation comprises 23 probation departments and the Division of Probation Services (DPS). The probation departments, located throughout the state, interface directly with probationers to provide rehabilitation, skill development, and enhance public safety for all residents of Colorado. The Division of Probation Services provides support and administrative services to the local probation departments.

The report that follows presents detailed and summary information pertaining to the many programs Colorado Probation employs to effectively supervise its clients. These programs support research informed practices and tailored supervision strategies to best serve both individuals on supervision and our local communities. Programs used by Colorado Probation include the following: Adult Regular State Probation; Juvenile Regular Probation, Intensive Supervision Probation (LSIP); Intensive Supervision Probation (CCIP); Juvenile Intensive Supervision Probation (JISP); Sex Offender Intensive Supervision Probation (SOISP); Private Probation; and State Monitored DUI/DWAI (ADDS). Probation also provides victim services to those impacted by crime. The number of clients served under each of the programs is presented in Chart 5 below, which captures the current number of probationers in each program along with a historical perspective to illustrate how the probation population has shifted over time.

**Chart 5: Probation Active Population on June 30th
Proportion of Probationers by Program Type- Ten Year Comparison**



As illustrated in Chart 5, the probation population has evolved considerably over the last ten years. Not only has the number of clients decreased, but the placement of clients in various programs has evolved. The following sections contain additional information on each of these programs.

**Table 41:
Grand Totals - Probation
Adult Regular, Private, Juvenile Regular, Intensive Programs, Monitoring and
Investigations
Fiscal Year 2021 and Fiscal Year 2022**

| | Investigations/DUI Evaluations | | New Clients | | Closures | | Active as of June 30 (Supervision/Monitoring) | |
|--|--------------------------------|---------------|---------------|---------------|---------------|---------------|---|---------------|
| | FY 2021 | FY 2022 | FY 2021 | FY 2022 | FY 2021 | FY 2022 | FY 2021 | FY 2022 |
| State Adult Regular | 11,507 | 13,077 | 31,713 | 35,199 | 29,369 | 27,573 | 51,447 | 51,409 |
| LS-Adult Intensive Supervision Probation (LSIP)¹ | | | 518 | 435 | 730 | 388 | 604 | 606 |
| CC-Adult Intensive Supervision Probation(CCIP)² | | | 782 | 916 | 463 | 695 | 1,042 | 1,104 |
| Sex Offender Intensive Supervision (SOISP) | | | 404 | 481 | 268 | 332 | 1,535 | 1,569 |
| Private Probation | | | 3,550 | 3,612 | 5,468 | 4,900 | 8,744 | 8,725 |
| State Monitored/DUI/DWAI | 13,561 | 15,097 | 1,379 | 1,694 | 1,618 | 1,376 | 2,739 | 2,864 |
| Grand Total Adult Population | 25,068 | 28,174 | 38,346 | 42,337 | 37,916 | 35,264 | 66,111 | 66,277 |

| | Investigations | | New Clients | | Closures | | Active as of June 30 (Supervision) | |
|--|----------------|--------------|--------------|--------------|--------------|--------------|------------------------------------|--------------|
| | FY 2021 | FY 2022 | FY 2021 | FY 2022 | FY 2021 | FY 2022 | FY 2021 | FY 2022 |
| State Juvenile Regular | 1,004 | 1,649 | 1,880 | 1,451 | 1,802 | 1,443 | 2,481 | 2,099 |
| Juvenile Intensive Supervision (JISP) | | | 79 | 54 | 99 | 90 | 155 | 128 |
| Grand Total Juvenile Population | 1,004 | 1,649 | 1,959 | 1,505 | 1,901 | 1,533 | 2,636 | 2,227 |

| | Investigations/DUI Evaluations | | New Clients | | Closures | | Active as of June 30 (Supervision/Monitoring) | |
|--|--------------------------------|---------------|---------------|---------------|---------------|---------------|---|---------------|
| | FY 2021 | FY 2022 | FY 2021 | FY 2022 | FY 2021 | FY 2022 | FY 2021 | FY 2022 |
| Grand Total Adult and Juvenile Population | 26,072 | 29,823 | 40,305 | 43,842 | 39,817 | 36,797 | 68,747 | 68,504 |

¹**LS-Adult Intensive Supervision Probation (LSIP):** The AISP program was modified and renamed in 2013, following the passage of HB13-250. LSIP targets the higher risk/lower needs (absence of substance dependence and mental health issues) probationers. The program is designed to address specific criminogenic needs with intensive interventions.

²**CC-Adult Intensive Supervision Probation (CCIP):** The CCIP program was fully implemented in FY 2020. CCIP targets the higher risk/higher needs (significant disruptions due to substance abuse, mental health issues, and stability factors) probationers. The program is designed to address specific criminogenic needs with a variety of interventions.

**Chart 6: Probation Active Population on June 30th
FISCAL YEAR 2021 compared to FISCAL YEAR 2022**



**Table 42:
Colorado Adult Probation
State Regular and Private Combined
Successful/Unsuccessful Terminations
Fiscal Year 2022**

| | SUCCESSFUL TERMINATIONS ¹ | | | | UNSUCCESSFUL TERMINATIONS ³ | | | | | | | | | | | |
|----------|--------------------------------------|----------------------|--------|-----|--|----------------------|--------|-----|-----------|----------------------|--------|-----|---------------------------------|----------------------|--------|------|
| TYPE: | Successful | | | | Revoked | | | | Absconded | | | | Total Terminations ⁴ | | | |
| | State | Private ² | TOTAL | | State | Private ² | TOTAL | | State | Private ² | TOTAL | | State | Private ² | TOTAL | |
| DISTRICT | Number | Number | Number | % | Number | Number | Number | % | Number | Number | Number | % | Number | Number | Number | % |
| 1 | 1,769 | 373 | 2,142 | 66% | 555 | 21 | 576 | 18% | 476 | 56 | 532 | 16% | 2,800 | 450 | 3,250 | 100% |
| 2 | 936 | 0 | 936 | 50% | 392 | 0 | 392 | 21% | 527 | 0 | 527 | 28% | 1,855 | 0 | 1,855 | 100% |
| 3 | 159 | 0 | 159 | 72% | 30 | 0 | 30 | 14% | 32 | 0 | 32 | 14% | 221 | 0 | 221 | 100% |
| 4 | 1,427 | 794 | 2,221 | 68% | 370 | 27 | 397 | 12% | 585 | 74 | 659 | 20% | 2,382 | 895 | 3,277 | 100% |
| 5 | 562 | 7 | 569 | 77% | 62 | 0 | 62 | 8% | 107 | 1 | 108 | 15% | 731 | 8 | 739 | 100% |
| 6 | 279 | 0 | 279 | 71% | 55 | 0 | 55 | 14% | 60 | 0 | 60 | 15% | 394 | 0 | 394 | 100% |
| 7 | 426 | 0 | 426 | 78% | 54 | 0 | 54 | 10% | 67 | 0 | 67 | 12% | 547 | 0 | 547 | 100% |
| 8 | 1,410 | 431 | 1,841 | 71% | 293 | 28 | 321 | 12% | 412 | 22 | 434 | 17% | 2,115 | 481 | 2,596 | 100% |
| 9 | 317 | 0 | 317 | 71% | 74 | 0 | 74 | 17% | 54 | 0 | 54 | 12% | 445 | 0 | 445 | 100% |
| 10 | 488 | 216 | 704 | 59% | 231 | 8 | 239 | 20% | 217 | 27 | 244 | 21% | 936 | 251 | 1,187 | 100% |
| 11 | 470 | 130 | 600 | 72% | 104 | 1 | 105 | 13% | 128 | 4 | 132 | 16% | 702 | 135 | 837 | 100% |
| 12 | 287 | 0 | 287 | 71% | 88 | 0 | 88 | 22% | 28 | 0 | 28 | 7% | 403 | 0 | 403 | 100% |
| 13 | 478 | 0 | 478 | 77% | 67 | 0 | 67 | 11% | 76 | 0 | 76 | 12% | 621 | 0 | 621 | 100% |
| 14 | 230 | 0 | 230 | 69% | 53 | 0 | 53 | 16% | 49 | 0 | 49 | 15% | 332 | 0 | 332 | 100% |
| 15 | 138 | 0 | 138 | 73% | 33 | 0 | 33 | 18% | 17 | 0 | 17 | 9% | 188 | 0 | 188 | 100% |
| 16 | 104 | 0 | 104 | 59% | 44 | 0 | 44 | 25% | 28 | 0 | 28 | 16% | 176 | 0 | 176 | 100% |
| 17 | 1,781 | 527 | 2,308 | 64% | 523 | 27 | 550 | 15% | 630 | 104 | 734 | 20% | 2,934 | 658 | 3,592 | 100% |
| 18 | 2,228 | 1,055 | 3,283 | 71% | 617 | 67 | 684 | 15% | 658 | 28 | 686 | 15% | 3,503 | 1,150 | 4,653 | 100% |
| 19 | 1,113 | 200 | 1,313 | 69% | 261 | 21 | 282 | 15% | 278 | 18 | 296 | 16% | 1,652 | 239 | 1,891 | 100% |
| 20 | 560 | 485 | 1,045 | 70% | 191 | 46 | 237 | 16% | 143 | 62 | 205 | 14% | 894 | 593 | 1,487 | 100% |
| 21 | 514 | 0 | 514 | 64% | 116 | 0 | 116 | 14% | 171 | 0 | 171 | 21% | 801 | 0 | 801 | 100% |
| 22 | 127 | 0 | 127 | 59% | 35 | 0 | 35 | 16% | 53 | 0 | 53 | 25% | 215 | 0 | 215 | 100% |
| STATE | 15,803 | 4,218 | 20,021 | 67% | 4,248 | 246 | 4,494 | 15% | 4,796 | 396 | 5,192 | 17% | 24,847 | 4,860 | 29,707 | 100% |

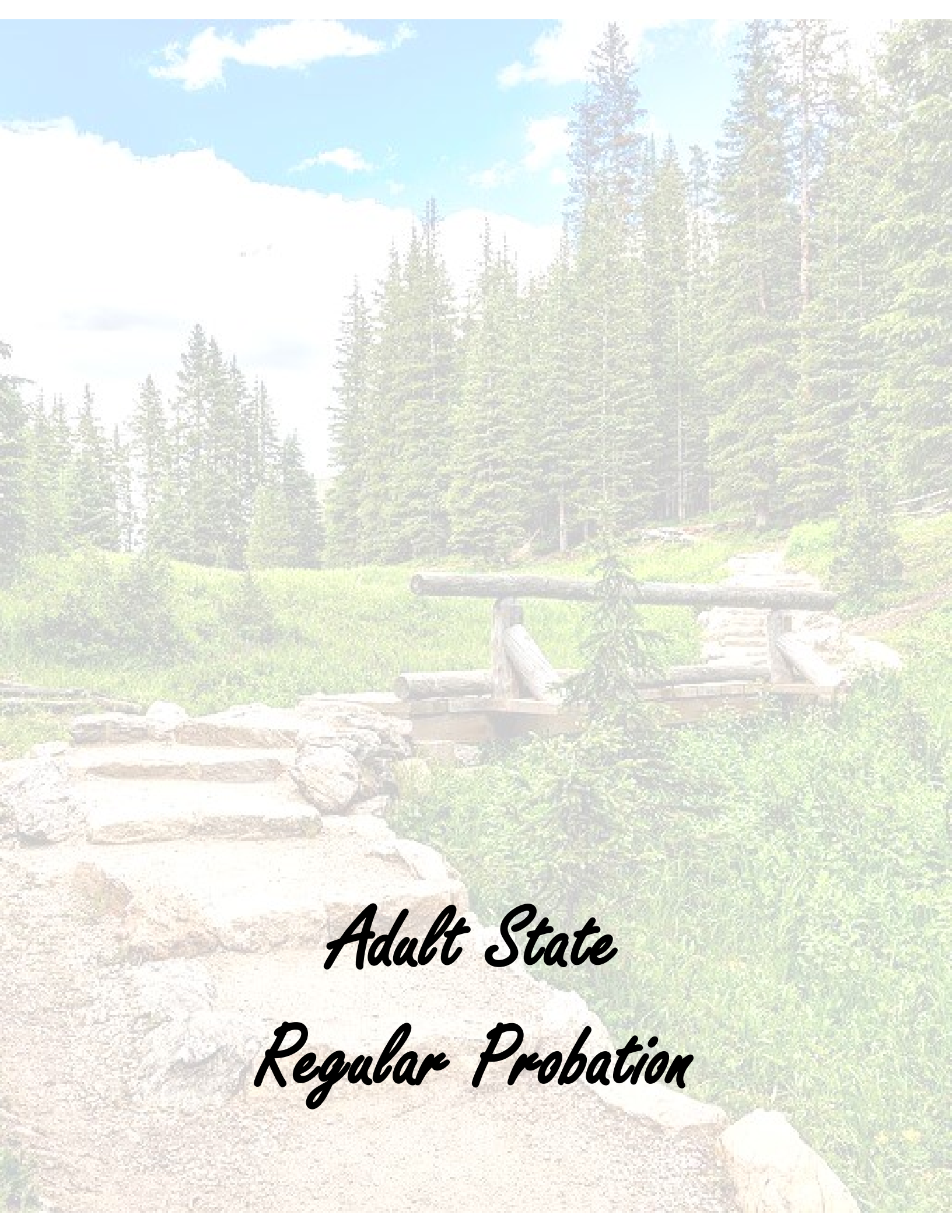
¹**Successful Terminations:** This number includes the state successful terminations and private successful terminations.

²**Colorado Private Probation:** In FY 2018 the private probation section of the annual report was adjusted to combine non-DUI/DWAI private probation numbers with DUI/DWAI private probation numbers. Previous annual reports displayed these numbers separately.

³**Unsuccessful Terminations:** This column includes those probationers who were revoked or absconded. A revocation is defined as a termination from probation supervision for technical violations, a new misdemeanor, or new felony. A revocation to Community Corrections is NOT included in this section. These individuals are not included on this table as they are still under the supervision and jurisdiction of probation. Absconded refers to probationers who become fugitives and are no longer compliant with probation supervision.

⁴**Total Terminations:** This table includes: successful terminations, revocations and absconders from probation supervision. Additional types of probation closures are included in Table 51 and Table 63.

Note: Percentages may not total 100 percent because of rounding.

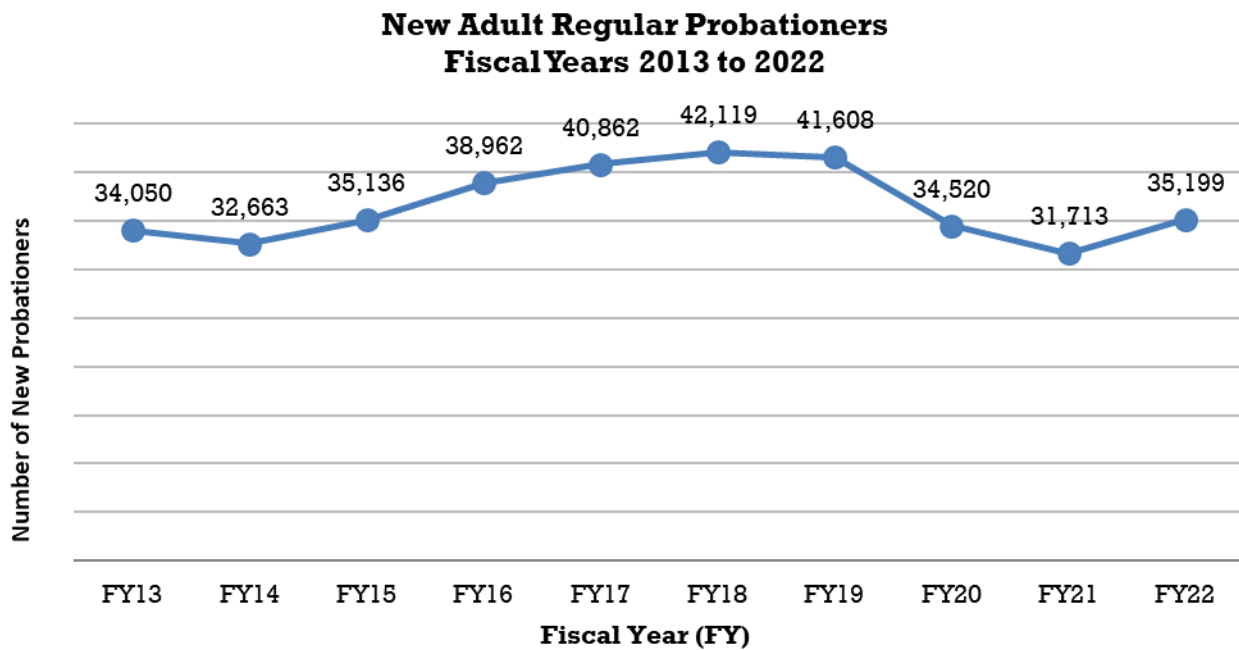


*Adult State
Regular Probation*

Adult Regular Probation

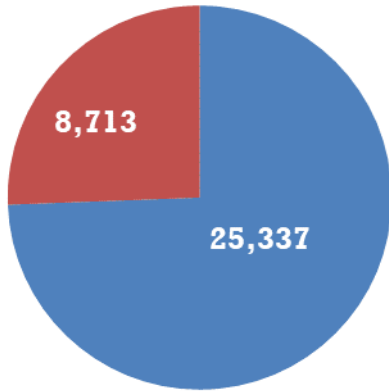
The Colorado Judicial Department administers adult probation in 22 judicial districts. There are over 70 separate probation locations throughout the state providing services to the courts, victims and probation clients. The Division of Probation Services publishes standards for probation supervision. Within the limits of statute and state standards, each district is free to develop and structure programs that address the needs of the local court and the community. In all districts, probationers are assessed for risk and need factors. Based on these assessments, probationers are supervised accordingly and referred for treatment and other relevant services during their period of supervision.

In FY 2022, there were 35,199 adults sentenced to probation and on June 30, 2022 there were 51,481 adult probationers on regular supervision. In FY 2022, 64% of adults completed regular state probation successfully.

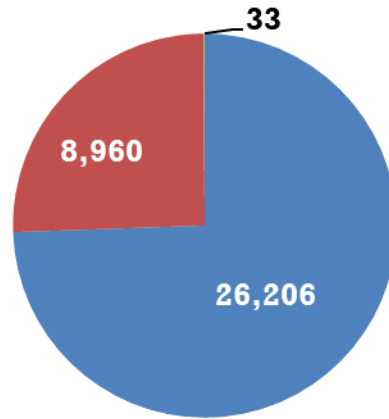


**Chart 7: New Adult Probationers by Gender
Ten Year Comparison**

FISCAL YEAR 2013 NEW



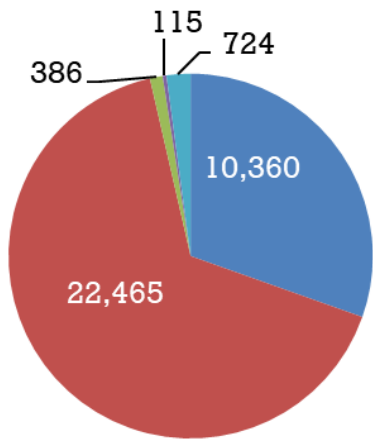
FISCAL YEAR 2022 NEW



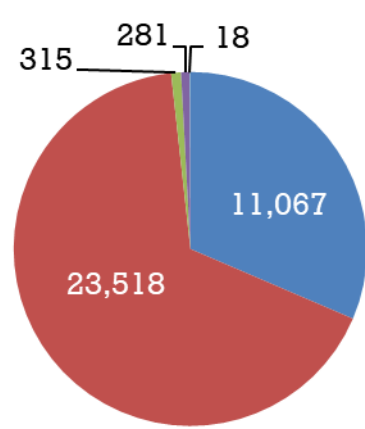
■ Male ■ Female ■ Unknown

**Chart 8: New Adult Probationers by Offense Type
Ten Year Comparison**

FISCAL YEAR 2013 NEW



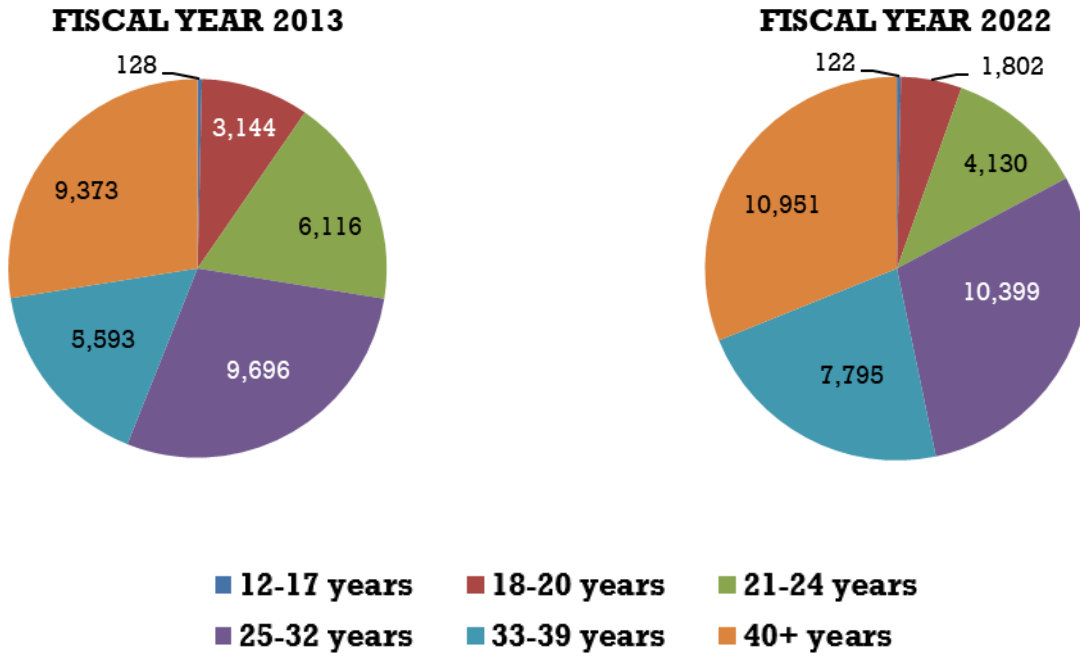
FISCAL YEAR 2022 NEW



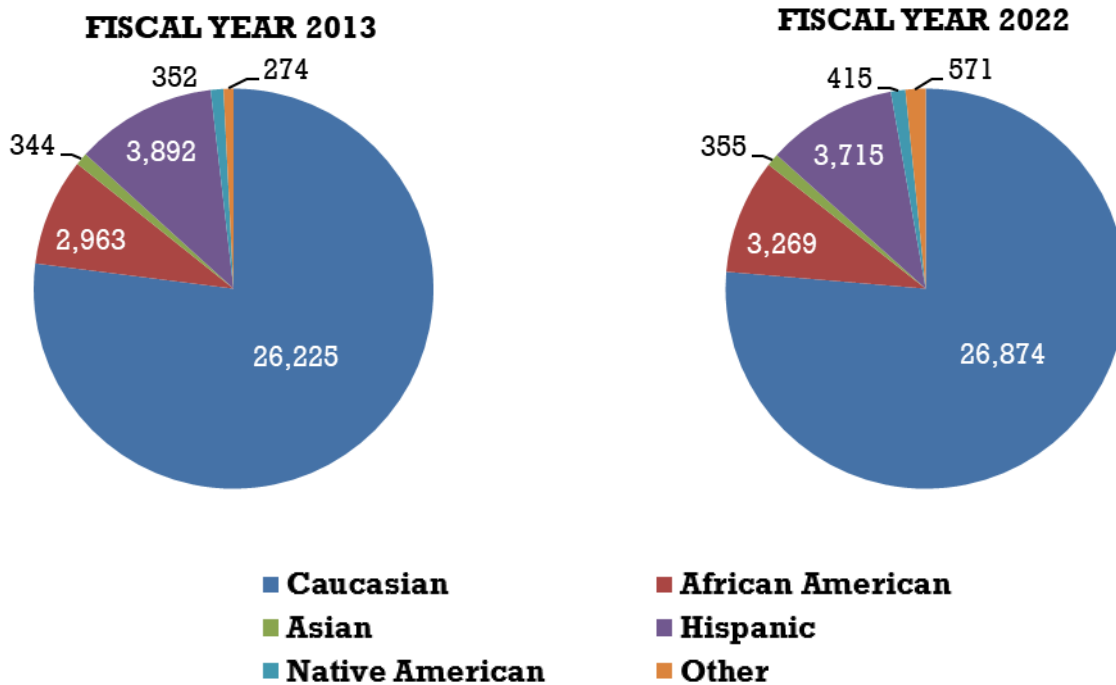
■ Felony ■ Misdemeanor ■ Petty Offense ■ Traffic ■ Other

Other: Offenses coded without a law class. Programming enhancements completed in FY 2016 have increased the ability to capture offense class types which significantly reduced the number of cases in the "other" category.

**Chart 9: New Adult Probationers by Age
Ten Year Comparison**



**Chart 10: New Adult Probationers by Ethnicity
Ten Year Comparison**



Ethnicity: These data are entered by court staff from information provided in the summons, affidavit, arrest report, or complaint filed by the district attorney.

**Table 43:
Colorado State Adult Regular Probation
Investigations
Fiscal Year 2022**

| TYPE: DISTRICT | Sex Offender Investigations | | Pre-Sentence Investigations | | DUI/DWAI Evaluations ¹ | | Updated Pre-Sentence Investigations | | Intake Evaluations | | Assessment Summary Report | | Interstate Investigations to Colorado | | Administrative Investigations (additional cases) | | TOTAL INVESTIGATIONS | |
|-------------------|-----------------------------|----|-----------------------------|-----|-----------------------------------|-----|-------------------------------------|----|--------------------|-----|---------------------------|----|---------------------------------------|-----|--|-----|----------------------|------|
| | Number | % | Number | % | Number | % | Number | % | Number | % | Number | % | Number | % | Number | % | Number | % |
| 1 | 176 | 6% | 838 | 28% | 1,641 | 54% | 56 | 2% | 0 | 0% | 0 | 0% | 44 | 1% | 266 | 9% | 3,021 | 100% |
| 2 | 118 | 8% | 684 | 49% | 52 | 4% | 28 | 2% | 0 | 0% | 81 | 6% | 137 | 10% | 303 | 22% | 1,403 | 100% |
| 3 | 1 | 0% | 125 | 46% | 84 | 31% | 0 | 0% | 4 | 1% | 0 | 0% | 1 | 0% | 55 | 20% | 270 | 100% |
| 4 | 178 | 4% | 903 | 21% | 2,475 | 57% | 42 | 1% | 0 | 0% | 0 | 0% | 136 | 3% | 577 | 13% | 4,311 | 100% |
| 5 | 19 | 2% | 104 | 11% | 687 | 72% | 7 | 1% | 34 | 4% | 0 | 0% | 10 | 1% | 88 | 9% | 949 | 100% |
| 6 | 10 | 1% | 329 | 42% | 389 | 50% | 8 | 1% | 0 | 0% | 0 | 0% | 1 | 0% | 46 | 6% | 783 | 100% |
| 7 | 6 | 1% | 174 | 21% | 385 | 47% | 29 | 4% | 43 | 5% | 0 | 0% | 9 | 1% | 176 | 21% | 822 | 100% |
| 8 | 76 | 3% | 532 | 20% | 1,459 | 55% | 75 | 3% | 27 | 1% | 0 | 0% | 47 | 2% | 421 | 16% | 2,637 | 100% |
| 9 | 18 | 2% | 148 | 19% | 459 | 60% | 22 | 3% | 6 | 1% | 0 | 0% | 2 | 0% | 106 | 14% | 761 | 100% |
| 10 | 47 | 5% | 181 | 18% | 518 | 51% | 2 | 0% | 17 | 2% | 68 | 7% | 35 | 3% | 140 | 14% | 1,008 | 100% |
| 11 | 19 | 3% | 87 | 15% | 377 | 66% | 0 | 0% | 0 | 0% | 0 | 0% | 7 | 1% | 79 | 14% | 569 | 100% |
| 12 | 12 | 2% | 143 | 21% | 199 | 30% | 0 | 0% | 273 | 41% | 0 | 0% | 15 | 2% | 31 | 5% | 673 | 100% |
| 13 | 39 | 7% | 140 | 26% | 218 | 41% | 8 | 2% | 1 | 0% | 1 | 0% | 9 | 2% | 116 | 22% | 532 | 100% |
| 14 | 7 | 2% | 78 | 20% | 258 | 65% | 1 | 0% | 0 | 0% | 0 | 0% | 4 | 1% | 46 | 12% | 394 | 100% |
| 15 | 5 | 4% | 39 | 32% | 66 | 54% | 0 | 0% | 0 | 0% | 0 | 0% | 2 | 2% | 11 | 9% | 123 | 100% |
| 16 | 5 | 2% | 115 | 42% | 76 | 28% | 2 | 1% | 18 | 7% | 7 | 3% | 4 | 1% | 47 | 17% | 274 | 100% |
| 17 | 114 | 4% | 627 | 22% | 1,801 | 64% | 4 | 0% | 0 | 0% | 20 | 1% | 52 | 2% | 179 | 6% | 2,797 | 100% |
| 18 | 144 | 6% | 421 | 16% | 1,824 | 70% | 0 | 0% | 1 | 0% | 0 | 0% | 116 | 4% | 100 | 4% | 2,606 | 100% |
| 19 | 80 | 5% | 420 | 25% | 909 | 53% | 0 | 0% | 1 | 0% | 0 | 0% | 30 | 2% | 272 | 16% | 1,712 | 100% |
| 20 | 60 | 6% | 191 | 20% | 557 | 57% | 14 | 1% | 0 | 0% | 0 | 0% | 21 | 2% | 135 | 14% | 978 | 100% |
| 21 | 38 | 3% | 333 | 27% | 554 | 46% | 31 | 3% | 0 | 0% | 0 | 0% | 19 | 2% | 236 | 19% | 1,211 | 100% |
| 22 | 8 | 2% | 186 | 55% | 109 | 32% | 9 | 3% | 2 | 1% | 0 | 0% | 4 | 1% | 22 | 6% | 340 | 100% |
| STATE | 1,180 | 4% | 6,798 | 24% | 15,097 | 54% | 338 | 1% | 427 | 2% | 177 | 1% | 705 | 3% | 3,452 | 12% | 28,174 | 99% |

| | | | | | | | | | | | | | | | | | | |
|----------------------------------|-------|----|-------|-----|--------|------|-----|----|-----|----|-----|----|-----|----|-------|-----|--------|------|
| Denver County ² | 0 | 0% | 0 | 0% | 902 | 100% | 0 | 0% | 0 | 0% | 0 | 0% | 0 | 0% | 0 | 0% | 902 | 100% |
| STATE TOTAL (with Denver County) | 1,180 | 4% | 6,798 | 23% | 15,999 | 55% | 338 | 1% | 427 | 1% | 177 | 1% | 705 | 2% | 3,452 | 12% | 29,076 | 100% |

¹**DUI/DWAI Evaluations:** In previous annual reports this data was reported in Table 94. As of FY 2008 this information is now included in this table.

²**Denver County:** Colorado Judicial contracts with the Denver County Court for alcohol evaluations. Denver County Court is not part of the State Court data system, therefore this data is reported by Denver County for inclusion in this table.

Note: Percentages may not total 100 percent because of rounding.

**Table 44:
Colorado State Adult Regular Probation
New Clients by Offense Type
Fiscal Year 2022**

| TYPE: DISTRICT | Felony | | Misdemeanor | | Petty Offense | | Traffic | | Other (offense coded without a law class) | | TOTAL NEW CLIENTS | |
|-------------------|--------|-----|-------------|-----|---------------|----|---------|----|---|----|-------------------|------|
| | Number | % | Number | % | Number | % | Number | % | Number | % | Number | % |
| 1 | 1,084 | 31% | 2,335 | 67% | 37 | 1% | 11 | 0% | 0 | 0% | 3,467 | 100% |
| 2 | 1,787 | 66% | 932 | 34% | 2 | 0% | 0 | 0% | 0 | 0% | 2,721 | 100% |
| 3 | 105 | 37% | 173 | 61% | 3 | 1% | 2 | 1% | 0 | 0% | 283 | 100% |
| 4 | 1,658 | 50% | 1,643 | 49% | 6 | 0% | 13 | 0% | 6 | 0% | 3,326 | 100% |
| 5 | 224 | 22% | 733 | 74% | 31 | 3% | 9 | 1% | 0 | 0% | 997 | 100% |
| 6 | 142 | 28% | 359 | 71% | 2 | 0% | 2 | 0% | 0 | 0% | 505 | 100% |
| 7 | 204 | 27% | 536 | 72% | 2 | 0% | 3 | 0% | 0 | 0% | 745 | 100% |
| 8 | 681 | 23% | 2,276 | 75% | 33 | 1% | 26 | 1% | 1 | 0% | 3,017 | 100% |
| 9 | 174 | 28% | 433 | 70% | 7 | 1% | 2 | 0% | 0 | 0% | 616 | 100% |
| 10 | 314 | 21% | 1,178 | 78% | 2 | 0% | 9 | 1% | 1 | 0% | 1,504 | 100% |
| 11 | 209 | 23% | 694 | 75% | 10 | 1% | 15 | 2% | 0 | 0% | 928 | 100% |
| 12 | 102 | 18% | 439 | 79% | 5 | 1% | 13 | 2% | 0 | 0% | 559 | 100% |
| 13 | 168 | 26% | 448 | 70% | 14 | 2% | 9 | 1% | 0 | 0% | 639 | 100% |
| 14 | 96 | 24% | 307 | 75% | 2 | 0% | 3 | 1% | 0 | 0% | 408 | 100% |
| 15 | 47 | 27% | 127 | 72% | 1 | 1% | 1 | 1% | 0 | 0% | 176 | 100% |
| 16 | 84 | 32% | 181 | 68% | 0 | 0% | 1 | 0% | 0 | 0% | 266 | 100% |
| 17 | 1,158 | 26% | 3,322 | 73% | 23 | 1% | 20 | 0% | 4 | 0% | 4,527 | 100% |
| 18 | 1,285 | 27% | 3,353 | 71% | 44 | 1% | 40 | 1% | 3 | 0% | 4,725 | 100% |
| 19 | 641 | 24% | 1,900 | 72% | 39 | 1% | 71 | 3% | 2 | 0% | 2,653 | 100% |
| 20 | 396 | 24% | 1,191 | 73% | 33 | 2% | 14 | 1% | 1 | 0% | 1,635 | 100% |
| 21 | 443 | 36% | 749 | 61% | 18 | 1% | 15 | 1% | 0 | 0% | 1,225 | 100% |
| 22 | 65 | 23% | 209 | 75% | 1 | 0% | 2 | 1% | 0 | 0% | 277 | 100% |
| STATE | 11,067 | 31% | 23,518 | 67% | 315 | 1% | 281 | 1% | 18 | 0% | 35,199 | 100% |

¹**Other (offense coded without a law class):** Programming enhancements completed in FY 2016 have increased the ability to capture offense class types which significantly reduced the number of cases in the "other" category.

Note: Percentages may not total 100 percent because of rounding.

**Table 45:
Colorado State Adult Regular Probation
New Clients by Court of Origin
Fiscal Year 2022**

| TYPE: DISTRICT | District Court | | County Court | | Interstate Transfers to Colorado | | TOTAL NEW CLIENTS | |
|-------------------|----------------|-----|--------------|-----|-------------------------------------|----|-------------------|------|
| | Number | % | Number | % | Number | % | Number | % |
| 1 | 1,874 | 54% | 1,554 | 45% | 39 | 1% | 3,467 | 100% |
| 2 | 2,568 | 94% | 82 | 3% | 71 | 3% | 2,721 | 100% |
| 3 | 153 | 54% | 124 | 44% | 6 | 2% | 283 | 100% |
| 4 | 2,233 | 67% | 1,018 | 31% | 75 | 2% | 3,326 | 100% |
| 5 | 371 | 37% | 615 | 62% | 11 | 1% | 997 | 100% |
| 6 | 260 | 51% | 236 | 47% | 9 | 2% | 505 | 100% |
| 7 | 361 | 48% | 369 | 50% | 15 | 2% | 745 | 100% |
| 8 | 985 | 33% | 1,998 | 66% | 34 | 1% | 3,017 | 100% |
| 9 | 283 | 46% | 318 | 52% | 15 | 2% | 616 | 100% |
| 10 | 771 | 51% | 705 | 47% | 28 | 2% | 1,504 | 100% |
| 11 | 355 | 38% | 560 | 60% | 13 | 1% | 928 | 100% |
| 12 | 236 | 42% | 311 | 56% | 12 | 2% | 559 | 100% |
| 13 | 324 | 51% | 304 | 48% | 11 | 2% | 639 | 100% |
| 14 | 190 | 47% | 207 | 51% | 11 | 3% | 408 | 100% |
| 15 | 82 | 47% | 87 | 49% | 7 | 4% | 176 | 100% |
| 16 | 140 | 53% | 122 | 46% | 4 | 2% | 266 | 100% |
| 17 | 2,107 | 47% | 2,349 | 52% | 71 | 2% | 4,527 | 100% |
| 18 | 2,074 | 44% | 2,598 | 55% | 53 | 1% | 4,725 | 100% |
| 19 | 1,014 | 38% | 1,599 | 60% | 40 | 2% | 2,653 | 100% |
| 20 | 788 | 48% | 824 | 50% | 23 | 1% | 1,635 | 100% |
| 21 | 676 | 55% | 532 | 43% | 17 | 1% | 1,225 | 100% |
| 22 | 112 | 40% | 161 | 58% | 4 | 1% | 277 | 100% |
| STATE | 17,957 | 51% | 16,673 | 47% | 569 | 2% | 35,199 | 100% |

Note: Percentages may not total 100 percent because of rounding.

**Table 46:
Colorado State Adult Regular Probation
New Clients by Supervision Type
Fiscal Year 2022**

| TYPE: | Probation | | Probation Revoked and Re-sentenced | | Interstate Transfers to Colorado | | Courtesy Supervision from Other Colorado Probation Districts | | Direct Sentence Community Corrections | | Deferred Judgment and Sentence | | Diversion to be Supervised by Probation ¹ | | TOTAL NEW CLIENTS | |
|-------|-----------|--------|------------------------------------|--------|----------------------------------|--------|--|--------|---------------------------------------|--------|--------------------------------|--------|--|--------|-------------------|--------|
| | DISTRICT | Number | % | Number | % | Number | % | Number | % | Number | % | Number | % | Number | % | Number |
| 1 | 2,599 | 75% | 122 | 4% | 39 | 1% | 283 | 8% | 176 | 5% | 247 | 7% | 1 | 0% | 3,467 | 100% |
| 2 | 1,851 | 68% | 106 | 4% | 73 | 3% | 238 | 9% | 250 | 9% | 203 | 7% | 0 | 0% | 2,721 | 100% |
| 3 | 119 | 42% | 9 | 3% | 6 | 2% | 38 | 13% | 5 | 2% | 106 | 37% | 0 | 0% | 283 | 100% |
| 4 | 1,833 | 55% | 110 | 3% | 75 | 2% | 248 | 7% | 153 | 5% | 907 | 27% | 0 | 0% | 3,326 | 100% |
| 5 | 635 | 64% | 16 | 2% | 11 | 1% | 90 | 9% | 20 | 2% | 225 | 23% | 0 | 0% | 997 | 100% |
| 6 | 321 | 64% | 10 | 2% | 9 | 2% | 31 | 6% | 18 | 4% | 116 | 23% | 0 | 0% | 505 | 100% |
| 7 | 410 | 55% | 11 | 1% | 15 | 2% | 93 | 12% | 43 | 6% | 173 | 23% | 0 | 0% | 745 | 100% |
| 8 | 1,950 | 65% | 73 | 2% | 34 | 1% | 190 | 6% | 144 | 5% | 626 | 21% | 0 | 0% | 3,017 | 100% |
| 9 | 372 | 60% | 6 | 1% | 15 | 2% | 90 | 15% | 10 | 2% | 123 | 20% | 0 | 0% | 616 | 100% |
| 10 | 947 | 63% | 57 | 4% | 28 | 2% | 180 | 12% | 48 | 3% | 244 | 16% | 0 | 0% | 1,504 | 100% |
| 11 | 470 | 51% | 26 | 3% | 13 | 1% | 94 | 10% | 8 | 1% | 317 | 34% | 0 | 0% | 928 | 100% |
| 12 | 244 | 44% | 10 | 2% | 12 | 2% | 73 | 13% | 22 | 4% | 198 | 35% | 0 | 0% | 559 | 100% |
| 13 | 400 | 63% | 11 | 2% | 11 | 2% | 61 | 10% | 27 | 4% | 129 | 20% | 0 | 0% | 639 | 100% |
| 14 | 249 | 61% | 10 | 2% | 11 | 3% | 64 | 16% | 8 | 2% | 66 | 16% | 0 | 0% | 408 | 100% |
| 15 | 89 | 51% | 1 | 1% | 8 | 5% | 19 | 11% | 8 | 5% | 51 | 29% | 0 | 0% | 176 | 100% |
| 16 | 144 | 54% | 1 | 0% | 4 | 2% | 64 | 24% | 15 | 6% | 38 | 14% | 0 | 0% | 266 | 100% |
| 17 | 3,279 | 72% | 142 | 3% | 72 | 2% | 453 | 10% | 196 | 4% | 385 | 9% | 0 | 0% | 4,527 | 100% |
| 18 | 3,039 | 64% | 101 | 2% | 53 | 1% | 376 | 8% | 212 | 4% | 944 | 20% | 0 | 0% | 4,725 | 100% |
| 19 | 1,755 | 66% | 66 | 2% | 41 | 2% | 336 | 13% | 93 | 4% | 362 | 14% | 0 | 0% | 2,653 | 100% |
| 20 | 963 | 59% | 29 | 2% | 23 | 1% | 174 | 11% | 31 | 2% | 415 | 25% | 0 | 0% | 1,635 | 100% |
| 21 | 892 | 73% | 39 | 3% | 17 | 1% | 150 | 12% | 118 | 10% | 9 | 1% | 0 | 0% | 1,225 | 100% |
| 22 | 146 | 53% | 5 | 2% | 4 | 1% | 26 | 9% | 7 | 3% | 89 | 32% | 0 | 0% | 277 | 100% |
| STATE | 22,707 | 65% | 961 | 3% | 574 | 2% | 3,371 | 10% | 1,612 | 5% | 5,973 | 17% | 1 | 0% | 35,199 | 100% |

Note: Percentages may not total 100 percent because of rounding.

¹Diversion to be Supervised by Probation: Cases sentenced to probation that are supervised as part of a deferred prosecution agreement.

**Table 47:
Colorado State Adult Regular Probation
New Clients by Gender
Fiscal Year 2022**

| TYPE: | Female | | Male | | Unknown | | TOTAL NEW CLIENTS | |
|-----------------|---------------|-----|-------------|-----|----------------|----|--------------------------|------|
| DISTRICT | Number | % | Number | % | Number | % | Number | % |
| 1 | 940 | 27% | 2,526 | 73% | 1 | 0% | 3,467 | 100% |
| 2 | 615 | 23% | 2,104 | 77% | 2 | 0% | 2,721 | 100% |
| 3 | 82 | 29% | 201 | 71% | 0 | 0% | 283 | 100% |
| 4 | 873 | 26% | 2,451 | 74% | 2 | 0% | 3,326 | 100% |
| 5 | 215 | 22% | 781 | 78% | 1 | 0% | 997 | 100% |
| 6 | 133 | 26% | 371 | 73% | 1 | 0% | 505 | 100% |
| 7 | 181 | 24% | 561 | 75% | 3 | 0% | 745 | 100% |
| 8 | 788 | 26% | 2,228 | 74% | 1 | 0% | 3,017 | 100% |
| 9 | 140 | 23% | 474 | 77% | 2 | 0% | 616 | 100% |
| 10 | 413 | 27% | 1,091 | 73% | 0 | 0% | 1,504 | 100% |
| 11 | 240 | 26% | 686 | 74% | 2 | 0% | 928 | 100% |
| 12 | 159 | 28% | 400 | 72% | 0 | 0% | 559 | 100% |
| 13 | 154 | 24% | 485 | 76% | 0 | 0% | 639 | 100% |
| 14 | 103 | 25% | 305 | 75% | 0 | 0% | 408 | 100% |
| 15 | 48 | 27% | 126 | 72% | 2 | 1% | 176 | 100% |
| 16 | 59 | 22% | 204 | 77% | 3 | 1% | 266 | 100% |
| 17 | 1,107 | 24% | 3,416 | 75% | 4 | 0% | 4,527 | 100% |
| 18 | 1,234 | 26% | 3,488 | 74% | 3 | 0% | 4,725 | 100% |
| 19 | 678 | 26% | 1,975 | 74% | 0 | 0% | 2,653 | 100% |
| 20 | 410 | 25% | 1,221 | 75% | 4 | 0% | 1,635 | 100% |
| 21 | 323 | 26% | 901 | 74% | 1 | 0% | 1,225 | 100% |
| 22 | 65 | 23% | 211 | 76% | 1 | 0% | 277 | 100% |
| STATE | 8,960 | 25% | 26,206 | 74% | 33 | 0% | 35,199 | 100% |

Note: Percentages may not total 100 percent because of rounding.

**Table 48:
Colorado State Adult Regular Probation
New Clients by Age
Fiscal Year 2022**

| TYPE: DISTRICT | 12-17 Years ¹ | | 18-20 Years | | 21-24 Years | | 25-32 Years | | 33-39 Years | | 40 and above | | Unknown | | TOTAL NEW CLIENTS | |
|-------------------|--------------------------|----|-------------|----|-------------|-----|-------------|-----|-------------|-----|--------------|-----|---------|----|-------------------|------|
| | Number | % | Number | % | Number | % | Number | % | Number | % | Number | % | Number | % | Number | % |
| 1 | 14 | 0% | 131 | 4% | 322 | 9% | 1,049 | 30% | 819 | 24% | 1,132 | 33% | 0 | 0% | 3,467 | 100% |
| 2 | 1 | 0% | 121 | 4% | 312 | 11% | 850 | 31% | 628 | 23% | 809 | 30% | 0 | 0% | 2,721 | 100% |
| 3 | 0 | 0% | 20 | 7% | 28 | 10% | 74 | 26% | 57 | 20% | 104 | 37% | 0 | 0% | 283 | 100% |
| 4 | 3 | 0% | 156 | 5% | 375 | 11% | 969 | 29% | 744 | 22% | 1,079 | 32% | 0 | 0% | 3,326 | 100% |
| 5 | 9 | 1% | 58 | 6% | 118 | 12% | 341 | 34% | 184 | 18% | 287 | 29% | 0 | 0% | 997 | 100% |
| 6 | 0 | 0% | 11 | 2% | 46 | 9% | 145 | 29% | 118 | 23% | 185 | 37% | 0 | 0% | 505 | 100% |
| 7 | 1 | 0% | 37 | 5% | 75 | 10% | 191 | 26% | 163 | 22% | 278 | 37% | 0 | 0% | 745 | 100% |
| 8 | 14 | 0% | 189 | 6% | 445 | 15% | 863 | 29% | 618 | 20% | 888 | 29% | 0 | 0% | 3,017 | 100% |
| 9 | 1 | 0% | 23 | 4% | 62 | 10% | 173 | 28% | 143 | 23% | 214 | 35% | 0 | 0% | 616 | 100% |
| 10 | 5 | 0% | 101 | 7% | 184 | 12% | 432 | 29% | 315 | 21% | 467 | 31% | 0 | 0% | 1,504 | 100% |
| 11 | 1 | 0% | 33 | 4% | 77 | 8% | 261 | 28% | 190 | 20% | 366 | 39% | 0 | 0% | 928 | 100% |
| 12 | 1 | 0% | 31 | 6% | 88 | 16% | 150 | 27% | 101 | 18% | 188 | 34% | 0 | 0% | 559 | 100% |
| 13 | 2 | 0% | 42 | 7% | 77 | 12% | 160 | 25% | 141 | 22% | 217 | 34% | 0 | 0% | 639 | 100% |
| 14 | 0 | 0% | 15 | 4% | 42 | 10% | 115 | 28% | 81 | 20% | 155 | 38% | 0 | 0% | 408 | 100% |
| 15 | 3 | 2% | 10 | 6% | 21 | 12% | 48 | 27% | 47 | 27% | 47 | 27% | 0 | 0% | 176 | 100% |
| 16 | 0 | 0% | 17 | 6% | 24 | 9% | 66 | 25% | 69 | 26% | 90 | 34% | 0 | 0% | 266 | 100% |
| 17 | 12 | 0% | 208 | 5% | 560 | 12% | 1,362 | 30% | 1,073 | 24% | 1,312 | 29% | 0 | 0% | 4,527 | 100% |
| 18 | 36 | 1% | 260 | 6% | 536 | 11% | 1,411 | 30% | 1,037 | 22% | 1,445 | 31% | 0 | 0% | 4,725 | 100% |
| 19 | 8 | 0% | 156 | 6% | 345 | 13% | 839 | 32% | 575 | 22% | 730 | 28% | 0 | 0% | 2,653 | 100% |
| 20 | 6 | 0% | 102 | 6% | 217 | 13% | 456 | 28% | 350 | 21% | 504 | 31% | 0 | 0% | 1,635 | 100% |
| 21 | 5 | 0% | 67 | 5% | 145 | 12% | 346 | 28% | 278 | 23% | 384 | 31% | 0 | 0% | 1,225 | 100% |
| 22 | 0 | 0% | 14 | 5% | 31 | 11% | 98 | 35% | 64 | 23% | 70 | 25% | 0 | 0% | 277 | 100% |
| STATE | 122 | 0% | 1,802 | 5% | 4,130 | 12% | 10,399 | 30% | 7,795 | 22% | 10,951 | 31% | 0 | 0% | 35,199 | 100% |

¹**12-17 Years:** In some jurisdictions, DUI/DWAI and underage consumption convictions for probationers under the age of 18 are captured as "adult offenses".

Note: Percentages may not total 100 percent because of rounding.

**Table 49:
Colorado State Adult Regular Probation
New Clients by Ethnic Group¹
Fiscal Year 2022**

| TYPE: DISTRICT | Caucasian | | African American | | Asian | | Hispanic | | Native American | | Other | | TOTAL NEW CLIENTS | |
|-------------------|-----------|-----|------------------|-----|--------|----|----------|-----|-----------------|-----|--------|----|-------------------|------|
| | Number | % | Number | % | Number | % | Number | % | Number | % | Number | % | Number | % |
| 1 | 2,825 | 81% | 225 | 6% | 44 | 1% | 300 | 9% | 31 | 1% | 42 | 1% | 3,467 | 100% |
| 2 | 1,740 | 64% | 703 | 26% | 36 | 1% | 211 | 8% | 19 | 1% | 12 | 0% | 2,721 | 100% |
| 3 | 209 | 74% | 10 | 4% | 1 | 0% | 54 | 19% | 2 | 1% | 7 | 2% | 283 | 100% |
| 4 | 2,242 | 67% | 571 | 17% | 35 | 1% | 405 | 12% | 23 | 1% | 50 | 2% | 3,326 | 100% |
| 5 | 827 | 83% | 29 | 3% | 6 | 1% | 108 | 11% | 4 | 0% | 23 | 2% | 997 | 100% |
| 6 | 346 | 69% | 8 | 2% | 2 | 0% | 60 | 12% | 82 | 16% | 7 | 1% | 505 | 100% |
| 7 | 626 | 84% | 12 | 2% | 4 | 1% | 81 | 11% | 5 | 1% | 17 | 2% | 745 | 100% |
| 8 | 2,599 | 86% | 143 | 5% | 18 | 1% | 200 | 7% | 17 | 1% | 40 | 1% | 3,017 | 100% |
| 9 | 530 | 86% | 16 | 3% | 2 | 0% | 56 | 9% | 4 | 1% | 8 | 1% | 616 | 100% |
| 10 | 910 | 61% | 64 | 4% | 10 | 1% | 463 | 31% | 13 | 1% | 44 | 3% | 1,504 | 100% |
| 11 | 830 | 89% | 14 | 2% | 2 | 0% | 34 | 4% | 2 | 0% | 46 | 5% | 928 | 100% |
| 12 | 390 | 70% | 8 | 1% | 0 | 0% | 148 | 26% | 5 | 1% | 8 | 1% | 559 | 100% |
| 13 | 516 | 81% | 24 | 4% | 2 | 0% | 86 | 13% | 5 | 1% | 6 | 1% | 639 | 100% |
| 14 | 354 | 87% | 17 | 4% | 3 | 1% | 22 | 5% | 2 | 0% | 10 | 2% | 408 | 100% |
| 15 | 135 | 77% | 6 | 3% | 0 | 0% | 28 | 16% | 1 | 1% | 6 | 3% | 176 | 100% |
| 16 | 174 | 65% | 11 | 4% | 1 | 0% | 74 | 28% | 0 | 0% | 6 | 2% | 266 | 100% |
| 17 | 3,672 | 81% | 392 | 9% | 64 | 1% | 329 | 7% | 30 | 1% | 40 | 1% | 4,527 | 100% |
| 18 | 3,267 | 69% | 793 | 17% | 85 | 2% | 435 | 9% | 28 | 1% | 117 | 2% | 4,725 | 100% |
| 19 | 2,084 | 79% | 101 | 4% | 14 | 1% | 394 | 15% | 11 | 0% | 49 | 2% | 2,653 | 100% |
| 20 | 1,402 | 86% | 92 | 6% | 20 | 1% | 94 | 6% | 9 | 1% | 18 | 1% | 1,635 | 100% |
| 21 | 1,062 | 87% | 29 | 2% | 4 | 0% | 108 | 9% | 12 | 1% | 10 | 1% | 1,225 | 100% |
| 22 | 134 | 48% | 1 | 0% | 2 | 1% | 25 | 9% | 110 | 40% | 5 | 2% | 277 | 100% |
| STATE | 26,874 | 76% | 3,269 | 9% | 355 | 1% | 3,715 | 11% | 415 | 1% | 571 | 2% | 35,199 | 100% |

¹ **Ethnic Group:** This data is entered by court staff from information provided in the summons, affidavit, arrest report, or complaint filed with the court.

Note: Percentages may not total 100 percent because of rounding.

**Table 50:
Colorado State Adult Regular Probation
Successful/Unsuccessful Terminations
Fiscal Year 2022**

| TYPE: | SUCCESSFUL TERMINATIONS ¹ | | UNSUCCESSFUL TERMINATIONS ² | | | | TOTAL TERMINATIONS ³ | |
|----------|--------------------------------------|-----|--|-----|-----------|-----|---------------------------------|------|
| | Successful | | Revoked | | Absconded | | | |
| DISTRICT | Number | % | Number | % | Number | % | Number | % |
| 1 | 1,769 | 63% | 555 | 20% | 476 | 17% | 2,800 | 100% |
| 2 | 936 | 50% | 392 | 21% | 527 | 28% | 1,855 | 100% |
| 3 | 159 | 72% | 30 | 14% | 32 | 14% | 221 | 100% |
| 4 | 1,427 | 60% | 370 | 16% | 585 | 25% | 2,382 | 100% |
| 5 | 562 | 77% | 62 | 8% | 107 | 15% | 731 | 100% |
| 6 | 279 | 71% | 55 | 14% | 60 | 15% | 394 | 100% |
| 7 | 426 | 78% | 54 | 10% | 67 | 12% | 547 | 100% |
| 8 | 1,410 | 67% | 293 | 14% | 412 | 19% | 2,115 | 100% |
| 9 | 317 | 71% | 74 | 17% | 54 | 12% | 445 | 100% |
| 10 | 488 | 52% | 231 | 25% | 217 | 23% | 936 | 100% |
| 11 | 470 | 67% | 104 | 15% | 128 | 18% | 702 | 100% |
| 12 | 287 | 71% | 88 | 22% | 28 | 7% | 403 | 100% |
| 13 | 478 | 77% | 67 | 11% | 76 | 12% | 621 | 100% |
| 14 | 230 | 69% | 53 | 16% | 49 | 15% | 332 | 100% |
| 15 | 138 | 73% | 33 | 18% | 17 | 9% | 188 | 100% |
| 16 | 104 | 59% | 44 | 25% | 28 | 16% | 176 | 100% |
| 17 | 1,781 | 61% | 523 | 18% | 630 | 21% | 2,934 | 100% |
| 18 | 2,228 | 64% | 617 | 18% | 658 | 19% | 3,503 | 100% |
| 19 | 1,113 | 67% | 261 | 16% | 278 | 17% | 1,652 | 100% |
| 20 | 560 | 63% | 191 | 21% | 143 | 16% | 894 | 100% |
| 21 | 514 | 64% | 116 | 14% | 171 | 21% | 801 | 100% |
| 22 | 127 | 59% | 35 | 16% | 53 | 25% | 215 | 100% |
| STATE | 15,803 | 64% | 4,248 | 17% | 4,796 | 19% | 24,847 | 100% |

¹**Successful Terminations:** This column is exclusively state successful terminations.

²**Unsuccessful Terminations:** This column includes those probationers who were revoked or absconded. A revocation is defined as a termination from probation supervision for a technical violation, new misdemeanor, or new felony. A revocation to Community Corrections is NOT included in this section because these offenders are still under the supervision and jurisdiction of probation. Absconded refers to probationers who become fugitives and are no longer compliant with probation supervision.

³**Total Terminations:** This table includes: successful terminations, revocations and absconders from probation supervision. Additional types of state adult probation closures are included in Table 51.

Note: Percentages may not total 100 percent because of rounding.

**Table 51:
Colorado State Adult Regular Probation
All Probation Supervision Closure Types
Fiscal Year 2022**

| TYPE: | Successful | | Revoked | | Absconded | | Community Corrections Discharge | | Deported | | Death | | Administrative Closure | | TOTAL CLOSURES | | Courtesy Transfers ¹ | |
|-------|------------|--------|---------|--------|-----------|--------|---------------------------------|--------|----------|--------|-------|--------|------------------------|--------|----------------|--------|---------------------------------|-------|
| | DISTRICT | Number | % | Number | % | Number | % | Number | % | Number | % | Number | % | Number | % | Number | DISTRICT | |
| 1 | 1,769 | 55% | 555 | 17% | 476 | 15% | 230 | 7% | 0 | 0% | 47 | 1% | 138 | 4% | 3,215 | 100% | 284 | 1 |
| 2 | 936 | 41% | 392 | 17% | 527 | 23% | 267 | 12% | 8 | 0% | 43 | 2% | 129 | 6% | 2,302 | 100% | 246 | 2 |
| 3 | 159 | 66% | 30 | 12% | 32 | 13% | 14 | 6% | 0 | 0% | 6 | 2% | 0 | 0% | 241 | 100% | 35 | 3 |
| 4 | 1,427 | 56% | 370 | 15% | 585 | 23% | 57 | 2% | 3 | 0% | 64 | 3% | 27 | 1% | 2,533 | 100% | 199 | 4 |
| 5 | 562 | 74% | 62 | 8% | 107 | 14% | 18 | 2% | 0 | 0% | 10 | 1% | 3 | 0% | 762 | 100% | 89 | 5 |
| 6 | 279 | 67% | 55 | 13% | 60 | 14% | 11 | 3% | 0 | 0% | 9 | 2% | 2 | 0% | 416 | 100% | 35 | 6 |
| 7 | 426 | 72% | 54 | 9% | 67 | 11% | 29 | 5% | 0 | 0% | 14 | 2% | 2 | 0% | 592 | 100% | 83 | 7 |
| 8 | 1,410 | 58% | 293 | 12% | 412 | 17% | 264 | 11% | 0 | 0% | 39 | 2% | 5 | 0% | 2,423 | 100% | 151 | 8 |
| 9 | 317 | 68% | 74 | 16% | 54 | 12% | 13 | 3% | 0 | 0% | 9 | 2% | 2 | 0% | 469 | 100% | 83 | 9 |
| 10 | 488 | 47% | 231 | 22% | 217 | 21% | 72 | 7% | 0 | 0% | 23 | 2% | 6 | 1% | 1,037 | 100% | 155 | 10 |
| 11 | 470 | 63% | 104 | 14% | 128 | 17% | 19 | 3% | 0 | 0% | 19 | 3% | 5 | 1% | 745 | 100% | 82 | 11 |
| 12 | 287 | 62% | 88 | 19% | 28 | 6% | 48 | 10% | 0 | 0% | 8 | 2% | 2 | 0% | 461 | 100% | 72 | 12 |
| 13 | 478 | 70% | 67 | 10% | 76 | 11% | 43 | 6% | 0 | 0% | 11 | 2% | 4 | 1% | 679 | 100% | 60 | 13 |
| 14 | 230 | 64% | 53 | 15% | 49 | 14% | 13 | 4% | 0 | 0% | 10 | 3% | 3 | 1% | 358 | 100% | 52 | 14 |
| 15 | 138 | 67% | 33 | 16% | 17 | 8% | 19 | 9% | 0 | 0% | 0 | 0% | 0 | 0% | 207 | 100% | 23 | 15 |
| 16 | 104 | 50% | 44 | 21% | 28 | 14% | 26 | 13% | 0 | 0% | 5 | 2% | 0 | 0% | 207 | 100% | 63 | 16 |
| 17 | 1,781 | 55% | 523 | 16% | 630 | 19% | 242 | 7% | 1 | 0% | 46 | 1% | 29 | 1% | 3,252 | 100% | 449 | 17 |
| 18 | 2,228 | 59% | 617 | 16% | 658 | 17% | 215 | 6% | 4 | 0% | 49 | 1% | 17 | 0% | 3,788 | 100% | 299 | 18 |
| 19 | 1,113 | 61% | 261 | 14% | 278 | 15% | 122 | 7% | 1 | 0% | 29 | 2% | 18 | 1% | 1,822 | 100% | 274 | 19 |
| 20 | 560 | 59% | 191 | 20% | 143 | 15% | 23 | 2% | 0 | 0% | 13 | 1% | 17 | 2% | 947 | 100% | 166 | 20 |
| 21 | 514 | 58% | 116 | 13% | 171 | 19% | 55 | 6% | 0 | 0% | 16 | 2% | 10 | 1% | 882 | 100% | 121 | 21 |
| 22 | 127 | 54% | 35 | 15% | 53 | 23% | 12 | 5% | 0 | 0% | 6 | 3% | 2 | 1% | 235 | 100% | 25 | 22 |
| STATE | 15,803 | 57% | 4,248 | 15% | 4,796 | 17% | 1,812 | 7% | 17 | 0% | 476 | 2% | 421 | 2% | 27,573 | 100% | 3,046 | STATE |

¹**Courtesy Transfers:** Beginning in FY 2008 courtesy transfers were removed from "Total Closures" as they are accounted for within the existing closure categories. They are reported separately to track the cases transferred between districts.

Note: Percentages may not total 100 percent because of rounding.

**Table 52:
Colorado State Adult Regular Probation
Type of Revocation
Fiscal Year 2022**

| TYPE: | New Felony ¹ | | New Misdemeanor ² | | Technical ³ | | TOTAL REVOCATIONS ⁴ | |
|----------|-------------------------|-----|------------------------------|-----|------------------------|-----|--------------------------------|------|
| DISTRICT | Number | % | Number | % | Number | % | Number | % |
| 1 | 76 | 14% | 85 | 15% | 394 | 71% | 555 | 100% |
| 2 | 77 | 20% | 44 | 11% | 271 | 69% | 392 | 100% |
| 3 | 2 | 7% | 4 | 13% | 24 | 80% | 30 | 100% |
| 4 | 117 | 32% | 36 | 10% | 217 | 59% | 370 | 100% |
| 5 | 9 | 15% | 15 | 24% | 38 | 61% | 62 | 100% |
| 6 | 6 | 11% | 7 | 13% | 42 | 76% | 55 | 100% |
| 7 | 7 | 13% | 8 | 15% | 39 | 72% | 54 | 100% |
| 8 | 42 | 14% | 60 | 20% | 191 | 65% | 293 | 100% |
| 9 | 12 | 16% | 20 | 27% | 42 | 57% | 74 | 100% |
| 10 | 33 | 14% | 59 | 26% | 139 | 60% | 231 | 100% |
| 11 | 22 | 21% | 17 | 16% | 65 | 63% | 104 | 100% |
| 12 | 7 | 8% | 12 | 14% | 69 | 78% | 88 | 100% |
| 13 | 6 | 9% | 7 | 10% | 54 | 81% | 67 | 100% |
| 14 | 11 | 21% | 10 | 19% | 32 | 60% | 53 | 100% |
| 15 | 6 | 18% | 2 | 6% | 25 | 76% | 33 | 100% |
| 16 | 3 | 7% | 0 | 0% | 41 | 93% | 44 | 100% |
| 17 | 85 | 16% | 97 | 19% | 341 | 65% | 523 | 100% |
| 18 | 107 | 17% | 131 | 21% | 379 | 61% | 617 | 100% |
| 19 | 50 | 19% | 61 | 23% | 150 | 57% | 261 | 100% |
| 20 | 16 | 8% | 45 | 24% | 130 | 68% | 191 | 100% |
| 21 | 23 | 20% | 23 | 20% | 70 | 60% | 116 | 100% |
| 22 | 3 | 9% | 1 | 3% | 31 | 89% | 35 | 100% |
| STATE | 720 | 17% | 744 | 18% | 2,784 | 66% | 4,248 | 100% |

¹**New Felony:** Includes revocations for a new felony offense committed while on probation supervision.

²**New Misdemeanor:** Includes revocations for a new misdemeanor offense committed while on probation supervision.

³**Technical:** Includes revocations for technical probation supervision violations (e.g. drug use, unsuccessful discharge from treatment).

⁴**Total Revocations:** Total includes all felony, misdemeanor, and technical violations resulting in a revocation from probation.

Note: Percentages may not total 100 percent because of rounding.

**Table 53:
Colorado State Adult Regular Probation
Length of Stay
Fiscal Year 2022**

| TYPE: | | 0-12 months | | 13-24 months | | 25-36 months | | 37 + months | | TOTAL CLOSURES | |
|----------|--------|-------------|--------|--------------|--------|--------------|--------|-------------|--------|----------------|--|
| DISTRICT | Number | % | Number | % | Number | % | Number | % | Number | % | |
| 1 | 1,203 | 38% | 1,250 | 39% | 500 | 16% | 255 | 8% | 3,208 | 100% | |
| 2 | 971 | 42% | 822 | 36% | 339 | 15% | 170 | 7% | 2,302 | 100% | |
| 3 | 110 | 45% | 79 | 33% | 36 | 15% | 17 | 7% | 242 | 100% | |
| 4 | 595 | 23% | 892 | 35% | 550 | 22% | 500 | 20% | 2,537 | 100% | |
| 5 | 304 | 40% | 299 | 39% | 97 | 13% | 62 | 8% | 762 | 100% | |
| 6 | 134 | 32% | 167 | 40% | 65 | 16% | 50 | 12% | 416 | 100% | |
| 7 | 210 | 35% | 232 | 39% | 93 | 16% | 57 | 10% | 592 | 100% | |
| 8 | 922 | 38% | 816 | 34% | 402 | 17% | 285 | 12% | 2,425 | 100% | |
| 9 | 147 | 31% | 171 | 36% | 84 | 18% | 67 | 14% | 469 | 100% | |
| 10 | 438 | 42% | 321 | 31% | 167 | 16% | 110 | 11% | 1,036 | 100% | |
| 11 | 264 | 35% | 274 | 37% | 130 | 17% | 81 | 11% | 749 | 100% | |
| 12 | 201 | 44% | 145 | 31% | 75 | 16% | 40 | 9% | 461 | 100% | |
| 13 | 234 | 34% | 290 | 43% | 85 | 13% | 71 | 10% | 680 | 100% | |
| 14 | 107 | 30% | 138 | 39% | 67 | 19% | 46 | 13% | 358 | 100% | |
| 15 | 109 | 53% | 67 | 32% | 23 | 11% | 8 | 4% | 207 | 100% | |
| 16 | 76 | 37% | 71 | 34% | 37 | 18% | 24 | 12% | 208 | 100% | |
| 17 | 1,175 | 36% | 1,095 | 34% | 602 | 19% | 374 | 12% | 3,246 | 100% | |
| 18 | 1,302 | 34% | 1,308 | 35% | 674 | 18% | 499 | 13% | 3,783 | 100% | |
| 19 | 577 | 32% | 669 | 37% | 361 | 20% | 216 | 12% | 1,823 | 100% | |
| 20 | 377 | 40% | 338 | 36% | 136 | 14% | 99 | 10% | 950 | 100% | |
| 21 | 276 | 31% | 261 | 30% | 167 | 19% | 179 | 20% | 883 | 100% | |
| 22 | 89 | 38% | 86 | 36% | 40 | 17% | 21 | 9% | 236 | 100% | |
| STATE | 9,821 | 36% | 9,791 | 36% | 4,730 | 17% | 3,231 | 12% | 27,573 | 100% | |

Note: Percentages may not total 100 percent because of rounding.

Table 54:
Colorado State Adult Regular and Private Probation
Active Client on June 30, 2022
Fiscal Year 2022

| TYPE | TOTAL STATE REGULAR CLIENTS | | TOTAL PRIVATE CLIENTS | | TOTAL STATE REGULAR & PRIVATE PROBATION POPULATION | |
|-----------------|--------------------------------|------|--------------------------|-----|--|------|
| | Number | % | Number | % | Number | % |
| DISTRICT | | | | | | |
| 1 | 5,145 | 80% | 1,258 | 20% | 6,403 | 100% |
| 2 | 3,980 | 100% | 0 | 0% | 3,980 | 100% |
| 3 | 387 | 100% | 0 | 0% | 387 | 100% |
| 4 | 5,928 | 74% | 2,095 | 26% | 8,023 | 100% |
| 5 | 1,222 | 100% | 0 | 0% | 1,222 | 100% |
| 6 | 895 | 100% | 0 | 0% | 895 | 100% |
| 7 | 1,266 | 100% | 0 | 0% | 1,266 | 100% |
| 8 | 3,894 | 84% | 742 | 16% | 4,636 | 100% |
| 9 | 1,046 | 100% | 0 | 0% | 1,046 | 100% |
| 10 | 2,096 | 83% | 431 | 17% | 2,527 | 100% |
| 11 | 1,137 | 88% | 153 | 12% | 1,290 | 100% |
| 12 | 704 | 100% | 0 | 0% | 704 | 100% |
| 13 | 1,015 | 100% | 0 | 0% | 1,015 | 100% |
| 14 | 632 | 100% | 0 | 0% | 632 | 100% |
| 15 | 294 | 100% | 0 | 0% | 294 | 100% |
| 16 | 451 | 100% | 0 | 0% | 451 | 100% |
| 17 | 6,552 | 90% | 703 | 10% | 7,255 | 100% |
| 18 | 6,580 | 77% | 1,942 | 23% | 8,522 | 100% |
| 19 | 3,747 | 88% | 508 | 12% | 4,255 | 100% |
| 20 | 1,985 | 69% | 893 | 31% | 2,878 | 100% |
| 21 | 2,065 | 100% | 0 | 0% | 2,065 | 100% |
| 22 | 388 | 100% | 0 | 0% | 388 | 100% |
| STATE | 51,409 | 85% | 8,725 | 15% | 60,134 | 100% |

Note: Percentages may not total 100 percent because of rounding.

Table 55:
Colorado State Adult Regular Probation
Active Client Risk Levels¹ on June 30, 2022
Fiscal Year 2022

| Risk Levels: | New: w/in the first 30 days of supervision start date | | Maximum | | Medium | | Minimum | | Administrative | | Automated Reporting Program (ARP) | | Community Corrections | | Interstate Transfer to Another State | | TOTAL STATE PROBATION CLIENTS | |
|--------------|---|----|---------|-----|--------|-----|---------|-----|----------------|-----|-----------------------------------|-----|-----------------------|-----|--------------------------------------|-----|-------------------------------|------|
| | Number | % | Number | % | Number | % | Number | % | Number | % | Number | % | Number | % | Number | % | Number | % |
| 1 | 112 | 2% | 394 | 8% | 929 | 18% | 1,815 | 35% | 967 | 19% | 432 | 8% | 319 | 6% | 177 | 3% | 5,145 | 100% |
| 2 | 22 | 1% | 687 | 17% | 822 | 21% | 442 | 11% | 987 | 25% | 471 | 12% | 402 | 10% | 147 | 4% | 3,980 | 100% |
| 3 | 11 | 3% | 99 | 26% | 78 | 20% | 83 | 21% | 67 | 17% | 0 | 0% | 13 | 3% | 36 | 9% | 387 | 100% |
| 4 | 57 | 1% | 736 | 12% | 1,586 | 27% | 1,416 | 24% | 1,280 | 22% | 163 | 3% | 246 | 4% | 444 | 7% | 5,928 | 100% |
| 5 | 39 | 3% | 84 | 7% | 274 | 22% | 510 | 42% | 134 | 11% | 0 | 0% | 59 | 5% | 122 | 10% | 1,222 | 100% |
| 6 | 14 | 2% | 111 | 12% | 203 | 23% | 309 | 35% | 79 | 9% | 0 | 0% | 55 | 6% | 124 | 14% | 895 | 100% |
| 7 | 37 | 3% | 193 | 15% | 293 | 23% | 503 | 40% | 70 | 6% | 20 | 2% | 107 | 8% | 43 | 3% | 1,266 | 100% |
| 8 | 78 | 2% | 540 | 14% | 1,196 | 31% | 954 | 24% | 477 | 12% | 24 | 1% | 370 | 10% | 255 | 7% | 3,894 | 100% |
| 9 | 26 | 2% | 102 | 10% | 183 | 17% | 492 | 47% | 141 | 13% | 0 | 0% | 43 | 4% | 59 | 6% | 1,046 | 100% |
| 10 | 36 | 2% | 329 | 16% | 496 | 24% | 214 | 10% | 439 | 21% | 433 | 21% | 107 | 5% | 42 | 2% | 2,096 | 100% |
| 11 | 43 | 4% | 172 | 15% | 325 | 29% | 319 | 28% | 195 | 17% | 0 | 0% | 28 | 2% | 55 | 5% | 1,137 | 100% |
| 12 | 8 | 1% | 115 | 16% | 149 | 21% | 237 | 34% | 101 | 14% | 45 | 6% | 35 | 5% | 14 | 2% | 704 | 100% |
| 13 | 14 | 1% | 129 | 13% | 252 | 25% | 340 | 33% | 89 | 9% | 56 | 6% | 64 | 6% | 71 | 7% | 1,015 | 100% |
| 14 | 17 | 3% | 62 | 10% | 182 | 29% | 236 | 37% | 54 | 9% | 0 | 0% | 29 | 5% | 52 | 8% | 632 | 100% |
| 15 | 5 | 2% | 53 | 18% | 75 | 26% | 107 | 36% | 4 | 1% | 0 | 0% | 33 | 11% | 17 | 6% | 294 | 100% |
| 16 | 4 | 1% | 76 | 17% | 118 | 26% | 136 | 30% | 85 | 19% | 0 | 0% | 23 | 5% | 9 | 2% | 451 | 100% |
| 17 | 139 | 2% | 814 | 12% | 1,928 | 29% | 1,335 | 20% | 1,484 | 23% | 283 | 4% | 369 | 6% | 200 | 3% | 6,552 | 100% |
| 18 | 135 | 2% | 736 | 11% | 2,136 | 32% | 1,370 | 21% | 1,188 | 18% | 330 | 5% | 366 | 6% | 319 | 5% | 6,580 | 100% |
| 19 | 121 | 3% | 343 | 9% | 899 | 24% | 1,070 | 29% | 750 | 20% | 197 | 5% | 217 | 6% | 150 | 4% | 3,747 | 100% |
| 20 | 12 | 1% | 324 | 16% | 505 | 25% | 490 | 25% | 406 | 20% | 29 | 1% | 96 | 5% | 123 | 6% | 1,985 | 100% |
| 21 | 33 | 2% | 203 | 10% | 442 | 21% | 294 | 14% | 316 | 15% | 430 | 21% | 244 | 12% | 103 | 5% | 2,065 | 100% |
| 22 | 7 | 2% | 71 | 18% | 102 | 26% | 118 | 30% | 46 | 12% | 0 | 0% | 14 | 4% | 30 | 8% | 388 | 100% |
| STATE | 970 | 2% | 6,373 | 12% | 13,173 | 26% | 12,790 | 25% | 9,359 | 18% | 2,913 | 6% | 3,239 | 6% | 2,592 | 5% | 51,409 | 100% |

¹**Active Client Risk Levels:** This data includes regular adult supervision, domestic violence, sex offender (Non-SOISP), problem solving court, mental health and economic crime. Detailed supervision levels for each regular adult supervision, domestic violence, sex offender (Non-SOISP), problem solving court, mental health and economic crime can be found on Tables 56 and 57.

Note: Percentages may not total 100 percent because of rounding.

**Table 56:
Colorado State Adult Regular Probation
Regular Adult, Domestic Violence and Sex Offender Caseloads
Active Client Risk Levels on June 30, 2022
Fiscal Year 2022**

| Risk Level: | Regular Adult | | | | | | | | | |
|-------------|-----------------|-----|----------------|-----|-----------------|-----|---------------------|-----|---------------|------|
| | Regular Maximum | | Regular Medium | | Regular Minimum | | Regular Admin & ARP | | Regular Total | |
| | # | % | # | % | # | % | # | % | # | % |
| DISTRICT | # | % | # | % | # | % | # | % | # | % |
| 1 | 237 | 6% | 598 | 16% | 1,467 | 40% | 1,375 | 37% | 3,677 | 100% |
| 2 | 471 | 18% | 585 | 23% | 223 | 9% | 1,302 | 50% | 2,581 | 100% |
| 3 | 65 | 25% | 59 | 22% | 72 | 27% | 67 | 25% | 263 | 100% |
| 4 | 459 | 12% | 1,003 | 27% | 867 | 24% | 1,359 | 37% | 3,688 | 100% |
| 5 | 53 | 8% | 169 | 24% | 342 | 49% | 132 | 19% | 696 | 100% |
| 6 | 70 | 13% | 142 | 26% | 257 | 47% | 77 | 14% | 546 | 100% |
| 7 | 156 | 18% | 220 | 25% | 407 | 47% | 90 | 10% | 873 | 100% |
| 8 | 393 | 15% | 931 | 35% | 835 | 32% | 490 | 18% | 2,649 | 100% |
| 9 | 73 | 11% | 118 | 17% | 360 | 52% | 137 | 20% | 688 | 100% |
| 10 | 212 | 15% | 297 | 21% | 102 | 7% | 827 | 58% | 1,438 | 100% |
| 11 | 106 | 14% | 230 | 30% | 243 | 31% | 194 | 25% | 773 | 100% |
| 12 | 90 | 17% | 119 | 22% | 194 | 36% | 140 | 26% | 543 | 100% |
| 13 | 86 | 13% | 156 | 23% | 290 | 43% | 139 | 21% | 671 | 100% |
| 14 | 34 | 9% | 117 | 31% | 185 | 48% | 47 | 12% | 383 | 100% |
| 15 | 47 | 25% | 54 | 29% | 81 | 44% | 4 | 2% | 186 | 100% |
| 16 | 49 | 15% | 82 | 25% | 111 | 34% | 85 | 26% | 327 | 100% |
| 17 | 382 | 8% | 1,356 | 29% | 1,151 | 25% | 1,717 | 37% | 4,606 | 100% |
| 18 | 295 | 7% | 1,448 | 34% | 1,135 | 26% | 1,421 | 33% | 4,299 | 100% |
| 19 | 215 | 8% | 503 | 19% | 953 | 37% | 912 | 35% | 2,583 | 100% |
| 20 | 168 | 15% | 287 | 25% | 305 | 26% | 391 | 34% | 1,151 | 100% |
| 21 | 128 | 9% | 324 | 24% | 199 | 14% | 727 | 53% | 1,378 | 100% |
| 22 | 53 | 21% | 75 | 29% | 84 | 33% | 46 | 18% | 258 | 100% |
| STATE | 3,842 | 11% | 8,873 | 26% | 9,863 | 29% | 11,679 | 34% | 34,257 | 100% |

| Risk Level: | Domestic Violence | | | | | | | | | |
|-------------|-------------------|-----|-----------|-----|------------|-----|-------------------|----|----------|------|
| | DV Maximum | | DV Medium | | DV Minimum | | DV Administrative | | DV Total | |
| | # | % | # | % | # | % | # | % | # | % |
| DISTRICT | # | % | # | % | # | % | # | % | # | % |
| 1 | 45 | 8% | 259 | 45% | 251 | 44% | 20 | 3% | 575 | 100% |
| 2 | 77 | 19% | 158 | 38% | 163 | 39% | 17 | 4% | 415 | 100% |
| 3 | 3 | 12% | 13 | 50% | 10 | 38% | 0 | 0% | 26 | 100% |
| 4 | 117 | 14% | 405 | 47% | 305 | 35% | 35 | 4% | 862 | 100% |
| 5 | 12 | 5% | 92 | 35% | 156 | 60% | 2 | 1% | 262 | 100% |
| 6 | 24 | 20% | 51 | 42% | 45 | 37% | 2 | 2% | 122 | 100% |
| 7 | 23 | 16% | 53 | 37% | 68 | 47% | 0 | 0% | 144 | 100% |
| 8 | 62 | 17% | 221 | 59% | 87 | 23% | 3 | 1% | 373 | 100% |
| 9 | 8 | 5% | 39 | 25% | 105 | 69% | 1 | 1% | 153 | 100% |
| 10 | 72 | 21% | 152 | 45% | 89 | 26% | 27 | 8% | 340 | 100% |
| 11 | 50 | 28% | 78 | 44% | 49 | 28% | 1 | 1% | 178 | 100% |
| 12 | 13 | 26% | 16 | 32% | 20 | 40% | 1 | 2% | 50 | 100% |
| 13 | 22 | 16% | 85 | 62% | 29 | 21% | 2 | 1% | 138 | 100% |
| 14 | 18 | 16% | 52 | 46% | 41 | 36% | 2 | 2% | 113 | 100% |
| 15 | 4 | 10% | 18 | 46% | 17 | 44% | 0 | 0% | 39 | 100% |
| 16 | 19 | 30% | 32 | 50% | 13 | 20% | 0 | 0% | 64 | 100% |
| 17 | 297 | 32% | 473 | 50% | 137 | 15% | 35 | 4% | 942 | 100% |
| 18 | 222 | 25% | 532 | 61% | 87 | 10% | 30 | 3% | 871 | 100% |
| 19 | 81 | 15% | 342 | 64% | 91 | 17% | 22 | 4% | 536 | 100% |
| 20 | 92 | 27% | 162 | 47% | 90 | 26% | 3 | 1% | 347 | 100% |
| 21 | 53 | 28% | 89 | 46% | 36 | 19% | 14 | 7% | 192 | 100% |
| 22 | 10 | 18% | 19 | 33% | 28 | 49% | 0 | 0% | 57 | 100% |
| STATE | 1,324 | 19% | 3,341 | 49% | 1,917 | 28% | 217 | 3% | 6,799 | 100% |

Note: Percentages may not total 100 percent because of rounding.

| Risk Level: | Sex Offenders (Non-SOISP)* | | | | | | | | | |
|-------------|----------------------------|-----|---------------------|-----|----------------------|-----|-----------------------------|-----|--------------------|------|
| | Sex Offender Maximum | | Sex Offender Medium | | Sex Offender Minimum | | Sex Offender Administrative | | Sex Offender Total | |
| | # | % | # | % | # | % | # | % | # | % |
| DISTRICT | # | % | # | % | # | % | # | % | # | % |
| 1 | 25 | 26% | 24 | 25% | 46 | 47% | 2 | 2% | 97 | 100% |
| 2 | 11 | 8% | 5 | 3% | 24 | 17% | 105 | 72% | 145 | 100% |
| 3 | 3 | 33% | 5 | 56% | 1 | 11% | 0 | 0% | 9 | 100% |
| 4 | 29 | 12% | 32 | 14% | 169 | 72% | 5 | 2% | 235 | 100% |
| 5 | 2 | 20% | 2 | 20% | 6 | 60% | 0 | 0% | 10 | 100% |
| 6 | 6 | 30% | 8 | 40% | 6 | 30% | 0 | 0% | 20 | 100% |
| 7 | 1 | 4% | 4 | 14% | 23 | 82% | 0 | 0% | 28 | 100% |
| 8 | 31 | 38% | 22 | 27% | 23 | 28% | 5 | 6% | 81 | 100% |
| 9 | 6 | 16% | 9 | 24% | 22 | 59% | 0 | 0% | 37 | 100% |
| 10 | 5 | 17% | 9 | 31% | 15 | 52% | 0 | 0% | 29 | 100% |
| 11 | 6 | 14% | 12 | 28% | 25 | 58% | 0 | 0% | 43 | 100% |
| 12 | 2 | 13% | 5 | 31% | 9 | 56% | 0 | 0% | 16 | 100% |
| 13 | 9 | 30% | 1 | 3% | 16 | 53% | 4 | 13% | 30 | 100% |
| 14 | 1 | 7% | 3 | 20% | 6 | 40% | 5 | 33% | 15 | 100% |
| 15 | 2 | 14% | 3 | 21% | 9 | 64% | 0 | 0% | 14 | 100% |
| 16 | 1 | 6% | 3 | 19% | 12 | 75% | 0 | 0% | 16 | 100% |
| 17 | 21 | 29% | 21 | 29% | 29 | 40% | 1 | 1% | 72 | 100% |
| 18 | 16 | 7% | 38 | 18% | 114 | 53% | 48 | 22% | 216 | 100% |
| 19 | 17 | 28% | 21 | 34% | 20 | 33% | 3 | 5% | 61 | 100% |
| 20 | 28 | 22% | 12 | 10% | 71 | 56% | 15 | 12% | 126 | 100% |
| 21 | 11 | 13% | 11 | 13% | 56 | 67% | 5 | 6% | 83 | 100% |
| 22 | 1 | 13% | 3 | 38% | 4 | 50% | 0 | 0% | 8 | 100% |
| STATE | 234 | 17% | 253 | 18% | 706 | 51% | 198 | 14% | 1,391 | 100% |

*SOISPs (Sex Offender Intensive Supervision Probation) active client numbers can be found in Table 97.

**Table 57:
Colorado State Adult Regular Probation
Problem Solving Court, Mental Health and Economic Crime Caseloads
Active Client Risk Levels on June 30, 2022**

Fiscal Year 2022

| Risk Level: | Problem Solving Court (PSC) | | | | | | | | | |
|-------------|-----------------------------|------|------------|-----|-------------|-----|--------------------|-----|-----------|------|
| | PSC Maximum | | PSC Medium | | PSC Minimum | | PSC Administrative | | PSC Total | |
| | # | % | # | % | # | % | # | % | # | % |
| DISTRICT | | | | | | | | | | |
| 1 | 56 | 76% | 16 | 22% | 2 | 3% | 0 | 0% | 74 | 100% |
| 2 | 58 | 43% | 38 | 28% | 21 | 16% | 18 | 13% | 135 | 100% |
| 3 | 28 | 97% | 1 | 3% | 0 | 0% | 0 | 0% | 29 | 100% |
| 4 | 97 | 48% | 56 | 28% | 41 | 20% | 7 | 3% | 201 | 100% |
| 5 | 12 | 55% | 9 | 41% | 1 | 5% | 0 | 0% | 22 | 100% |
| 6 | 10 | 77% | 2 | 15% | 1 | 8% | 0 | 0% | 13 | 100% |
| 7 | 12 | 41% | 16 | 55% | 1 | 3% | 0 | 0% | 29 | 100% |
| 8 | 38 | 58% | 15 | 23% | 9 | 14% | 3 | 5% | 65 | 100% |
| 9 | 12 | 75% | 1 | 6% | 0 | 0% | 3 | 19% | 16 | 100% |
| 10 | 18 | 43% | 10 | 24% | 5 | 12% | 9 | 21% | 42 | 100% |
| 11 | 10 | 59% | 5 | 29% | 2 | 12% | 0 | 0% | 17 | 100% |
| 12 | 3 | 23% | 3 | 23% | 5 | 38% | 2 | 15% | 13 | 100% |
| 13 | 5 | 100% | 0 | 0% | 0 | 0% | 0 | 0% | 5 | 100% |
| 14 | 3 | 75% | 1 | 25% | 0 | 0% | 0 | 0% | 4 | 100% |
| 15 | 0 | 0% | 0 | 0% | 0 | 0% | 0 | 0% | 0 | 0% |
| 16 | 6 | 86% | 1 | 14% | 0 | 0% | 0 | 0% | 7 | 100% |
| 17 | 62 | 77% | 10 | 12% | 0 | 0% | 9 | 11% | 81 | 100% |
| 18 | 101 | 74% | 24 | 18% | 9 | 7% | 3 | 2% | 137 | 100% |
| 19 | 10 | 29% | 18 | 51% | 4 | 11% | 3 | 9% | 35 | 100% |
| 20 | 10 | 20% | 20 | 39% | 7 | 14% | 14 | 27% | 51 | 100% |
| 21 | 0 | 0% | 0 | 0% | 0 | 0% | 0 | 0% | 0 | 0% |
| 22 | 6 | 50% | 5 | 42% | 1 | 8% | 0 | 0% | 12 | 100% |
| STATE | 557 | 56% | 251 | 25% | 109 | 11% | 71 | 7% | 988 | 100% |

| Risk Level: | Mental Health (MH) | | | | | | | | | |
|-------------|--------------------|------|-----------|-----|------------|-----|-------------------|-----|----------|------|
| | MH Maximum | | MH Medium | | MH Minimum | | MH Administrative | | MH Total | |
| | # | % | # | % | # | % | # | % | # | % |
| DISTRICT | | | | | | | | | | |
| 1 | 31 | 41% | 24 | 32% | 18 | 24% | 2 | 3% | 75 | 100% |
| 2 | 62 | 56% | 28 | 25% | 4 | 4% | 16 | 15% | 110 | 100% |
| 3 | 0 | 0% | 0 | 0% | 0 | 0% | 0 | 0% | 0 | 0% |
| 4 | 32 | 26% | 56 | 46% | 16 | 13% | 17 | 14% | 121 | 100% |
| 5 | 5 | 63% | 1 | 13% | 2 | 25% | 0 | 0% | 8 | 100% |
| 6 | 1 | 100% | 0 | 0% | 0 | 0% | 0 | 0% | 1 | 100% |
| 7 | 1 | 33% | 0 | 0% | 2 | 67% | 0 | 0% | 3 | 100% |
| 8 | 15 | 79% | 4 | 21% | 0 | 0% | 0 | 0% | 19 | 100% |
| 9 | 3 | 13% | 16 | 67% | 5 | 21% | 0 | 0% | 24 | 100% |
| 10 | 22 | 35% | 28 | 45% | 3 | 5% | 9 | 15% | 62 | 100% |
| 11 | 0 | 0% | 0 | 0% | 0 | 0% | 0 | 0% | 0 | 0% |
| 12 | 7 | 28% | 6 | 24% | 9 | 36% | 3 | 12% | 25 | 100% |
| 13 | 7 | 37% | 10 | 53% | 2 | 11% | 0 | 0% | 19 | 100% |
| 14 | 6 | 32% | 9 | 47% | 4 | 21% | 0 | 0% | 19 | 100% |
| 15 | 0 | 0% | 0 | 0% | 0 | 0% | 0 | 0% | 0 | 0% |
| 16 | 0 | 0% | 0 | 0% | 0 | 0% | 0 | 0% | 0 | 0% |
| 17 | 48 | 45% | 47 | 44% | 7 | 7% | 5 | 5% | 107 | 100% |
| 18 | 56 | 40% | 63 | 45% | 9 | 6% | 13 | 9% | 141 | 100% |
| 19 | 19 | 53% | 8 | 22% | 2 | 6% | 7 | 19% | 36 | 100% |
| 20 | 24 | 36% | 22 | 33% | 9 | 14% | 11 | 17% | 66 | 100% |
| 21 | 11 | 34% | 18 | 56% | 3 | 9% | 0 | 0% | 32 | 100% |
| 22 | 1 | 50% | 0 | 0% | 1 | 50% | 0 | 0% | 2 | 100% |
| STATE | 351 | 40% | 340 | 39% | 96 | 11% | 83 | 10% | 870 | 100% |

| Risk Level: | Economic Crime (EC) | | | | | | | | | |
|-------------|---------------------|------|-----------|-----|------------|------|-------------------|-----|----------|------|
| | EC Maximum | | EC Medium | | EC Minimum | | EC Administrative | | EC Total | |
| | # | % | # | % | # | % | # | % | # | % |
| DISTRICT | | | | | | | | | | |
| 1 | 0 | 0% | 8 | 21% | 31 | 79% | 0 | 0% | 39 | 100% |
| 2 | 8 | 35% | 8 | 35% | 7 | 30% | 0 | 0% | 23 | 100% |
| 3 | 0 | 0% | 0 | 0% | 0 | 0% | 0 | 0% | 0 | 0% |
| 4 | 2 | 3% | 34 | 46% | 18 | 24% | 20 | 27% | 74 | 100% |
| 5 | 0 | 0% | 1 | 25% | 3 | 75% | 0 | 0% | 4 | 100% |
| 6 | 0 | 0% | 0 | 0% | 0 | 0% | 0 | 0% | 0 | 0% |
| 7 | 0 | 100% | 0 | 0% | 2 | 0% | 0 | 0% | 2 | 100% |
| 8 | 1 | 25% | 3 | 75% | 0 | 0% | 0 | 0% | 4 | 100% |
| 9 | 0 | 0% | 0 | 0% | 0 | 0% | 0 | 0% | 0 | 0% |
| 10 | 0 | 0% | 0 | 0% | 0 | 0% | 0 | 0% | 0 | 0% |
| 11 | 0 | 0% | 0 | 0% | 0 | 0% | 0 | 0% | 0 | 0% |
| 12 | 0 | 0% | 0 | 0% | 0 | 0% | 0 | 0% | 0 | 0% |
| 13 | 0 | 0% | 0 | 0% | 3 | 100% | 0 | 0% | 3 | 100% |
| 14 | 0 | 0% | 0 | 0% | 0 | 0% | 0 | 0% | 0 | 0% |
| 15 | 0 | 0% | 0 | 0% | 0 | 0% | 0 | 0% | 0 | 0% |
| 16 | 1 | 100% | 0 | 0% | 0 | 0% | 0 | 0% | 1 | 100% |
| 17 | 4 | 11% | 21 | 58% | 11 | 31% | 0 | 0% | 36 | 100% |
| 18 | 46 | 48% | 31 | 32% | 16 | 17% | 3 | 3% | 96 | 100% |
| 19 | 1 | 13% | 7 | 88% | 0 | 0% | 0 | 0% | 8 | 100% |
| 20 | 2 | 15% | 2 | 15% | 8 | 62% | 1 | 8% | 13 | 100% |
| 21 | 0 | 0% | 0 | 0% | 0 | 0% | 0 | 0% | 0 | 0% |
| 22 | 0 | 0% | 0 | 0% | 0 | 0% | 0 | 0% | 0 | 0% |
| STATE | 65 | 21% | 115 | 38% | 99 | 33% | 24 | 8% | 303 | 100% |

Note: Percentages may not total 100 percent because of rounding.

A scenic landscape featuring a stone wall in the foreground, a wooden log structure in the middle ground, and a dense forest of evergreen trees in the background under a blue sky with scattered clouds.

Private Probation

Private Probation

Although not every judicial district has access to or utilizes a private provider, Colorado Probation has contracted for private probation services since FY 1996, due in part to the inadequacy of staff resources to supervise all offenders sentenced to probation at the level required by standards. Chief Justice Directive 21-01 (formerly 16-01), defines the priority use of probation resources and the circumstances under which districts may contract with private probation. Part III of the directive states that districts may enter into agreements with public or private entities for the provision of probation services, including investigation services and the supervision of lower risk adult probationers. In FY 2022, there were 3,612 new offenders transferred to private probation for supervision. On June 30, 2022, there were 8,725 offenders being managed under private probation service contracts. In FY 2022, private probation successfully terminated 4,218 probationers (87%). By utilizing private probation for lower risk probationers, state probation departments can concentrate their resources on higher risk probationers.

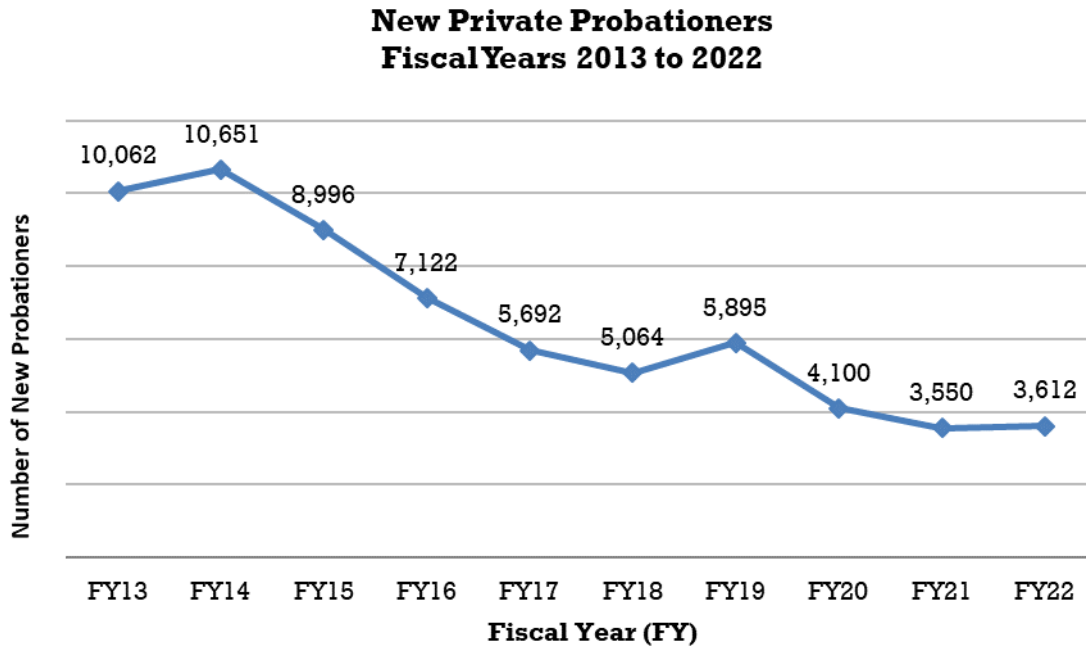


Table 58:
Colorado Private Probation¹
New Clients by Supervision Type
Fiscal Year 2022

| TYPE: | Transfer from State | | | | TOTAL NEW CLIENTS | |
|----------|------------------------------|----|------------------------|------|-------------------|------|
| | Direct Sentence ² | | Probation ³ | | Number | % |
| DISTRICT | Number | % | Number | % | Number | % |
| 1 | 1 | 0% | 1,053 | 100% | 1,054 | 100% |
| 2 | 0 | 0% | 0 | 0% | 0 | 0% |
| 3 | 0 | 0% | 0 | 0% | 0 | 0% |
| 4 | 0 | 0% | 751 | 100% | 751 | 100% |
| 5 | 0 | 0% | 0 | 0% | 0 | 0% |
| 6 | 0 | 0% | 0 | 0% | 0 | 0% |
| 7 | 0 | 0% | 0 | 0% | 0 | 0% |
| 8 | 0 | 0% | 100 | 100% | 100 | 100% |
| 9 | 0 | 0% | 0 | 0% | 0 | 0% |
| 10 | 0 | 0% | 102 | 100% | 102 | 100% |
| 11 | 2 | 4% | 47 | 96% | 49 | 100% |
| 12 | 0 | 0% | 0 | 0% | 0 | 0% |
| 13 | 0 | 0% | 0 | 0% | 0 | 0% |
| 14 | 0 | 0% | 0 | 0% | 0 | 0% |
| 15 | 0 | 0% | 0 | 0% | 0 | 0% |
| 16 | 0 | 0% | 0 | 0% | 0 | 0% |
| 17 | 0 | 0% | 453 | 100% | 453 | 100% |
| 18 | 0 | 0% | 665 | 100% | 665 | 100% |
| 19 | 0 | 0% | 61 | 100% | 61 | 100% |
| 20 | 1 | 0% | 376 | 100% | 377 | 100% |
| 21 | 0 | 0% | 0 | 0% | 0 | 0% |
| 22 | 0 | 0% | 0 | 0% | 0 | 0% |
| STATE | 4 | 0% | 3,608 | 100% | 3,612 | 100% |

¹**Colorado Private Probation:** In FY 2018, the private probation section of the annual report was adjusted to combine non-DUI/DWAI private probation numbers with DUI/DWAI private probation numbers. Previous annual reports displayed these numbers separately.

²**Direct Sentence:** A probationer ordered by the court to be supervised by a private provider. This is not a uniform practice among courts.

³**Transfer from State Probation:** A probationer originally sentenced to state probation but later determined appropriate to transfer to a private probation provider.

Note: Percentages may not total 100 percent because of rounding.

**Table 59:
Colorado Private Probation¹
New Clients by Gender
Fiscal Year 2022**

| TYPE: DISTRICT | Female | | Male | | Unknown | | TOTAL NEW CLIENTS | |
|-------------------|--------|-----|--------|-----|---------|----|-------------------|------|
| | Number | % | Number | % | Number | % | Number | % |
| 1 | 332 | 31% | 722 | 69% | 0 | 0% | 1,054 | 100% |
| 2 | 0 | 0% | 0 | 0% | 0 | 0% | 0 | 0% |
| 3 | 0 | 0% | 0 | 0% | 0 | 0% | 0 | 0% |
| 4 | 195 | 26% | 555 | 74% | 1 | 0% | 751 | 100% |
| 5 | 0 | 0% | 0 | 0% | 0 | 0% | 0 | 0% |
| 6 | 0 | 0% | 0 | 0% | 0 | 0% | 0 | 0% |
| 7 | 0 | 0% | 0 | 0% | 0 | 0% | 0 | 0% |
| 8 | 30 | 30% | 70 | 70% | 0 | 0% | 100 | 100% |
| 9 | 0 | 0% | 0 | 0% | 0 | 0% | 0 | 0% |
| 10 | 30 | 29% | 72 | 71% | 0 | 0% | 102 | 100% |
| 11 | 14 | 29% | 35 | 71% | 0 | 0% | 49 | 100% |
| 12 | 0 | 0% | 0 | 0% | 0 | 0% | 0 | 0% |
| 13 | 0 | 0% | 0 | 0% | 0 | 0% | 0 | 0% |
| 14 | 0 | 0% | 0 | 0% | 0 | 0% | 0 | 0% |
| 15 | 0 | 0% | 0 | 0% | 0 | 0% | 0 | 0% |
| 16 | 0 | 0% | 0 | 0% | 0 | 0% | 0 | 0% |
| 17 | 143 | 32% | 309 | 68% | 1 | 0% | 453 | 100% |
| 18 | 189 | 28% | 476 | 72% | 0 | 0% | 665 | 100% |
| 19 | 14 | 23% | 47 | 77% | 0 | 0% | 61 | 100% |
| 20 | 123 | 33% | 254 | 67% | 0 | 0% | 377 | 100% |
| 21 | 0 | 0% | 0 | 0% | 0 | 0% | 0 | 0% |
| 22 | 0 | 0% | 0 | 0% | 0 | 0% | 0 | 0% |
| STATE | 1,070 | 30% | 2,540 | 70% | 2 | 0% | 3,612 | 100% |

¹**Colorado Private Probation:** In FY 2018, the private probation section of the annual report was adjusted to combine non-DUI/DWAI private probation numbers with DUI/DWAI private probation numbers. Previous annual reports displayed these numbers separately.

Note: Percentages may not total 100 percent because of rounding.

**Table 60:
Colorado Private Probation¹
New Clients by Age
Fiscal Year 2022**

| TYPE: | *12-17 Years | | 18-20 Years | | 21-24 Years | | 25-32 Years | | 33-39 Years | | 40 and above | | Unknown | | TOTAL NEW CLIENTS | |
|----------|--------------|----|-------------|-----|-------------|-----|-------------|-----|-------------|-----|--------------|-----|---------|----|-------------------|------|
| DISTRICT | Number | % | Number | % | Number | % | Number | % | Number | % | Number | % | Number | % | Number | % |
| 1 | 0 | 0% | 73 | 7% | 119 | 11% | 299 | 28% | 195 | 19% | 368 | 35% | 0 | 0% | 1,054 | 100% |
| 2 | 0 | 0% | 0 | 0% | 0 | 0% | 0 | 0% | 0 | 0% | 0 | 0% | 0 | 0% | 0 | 0% |
| 3 | 0 | 0% | 0 | 0% | 0 | 0% | 0 | 0% | 0 | 0% | 0 | 0% | 0 | 0% | 0 | 0% |
| 4 | 4 | 1% | 32 | 4% | 125 | 17% | 241 | 32% | 138 | 18% | 211 | 28% | 0 | 0% | 751 | 100% |
| 5 | 0 | 0% | 0 | 0% | 0 | 0% | 0 | 0% | 0 | 0% | 0 | 0% | 0 | 0% | 0 | 0% |
| 6 | 0 | 0% | 0 | 0% | 0 | 0% | 0 | 0% | 0 | 0% | 0 | 0% | 0 | 0% | 0 | 0% |
| 7 | 0 | 0% | 0 | 0% | 0 | 0% | 0 | 0% | 0 | 0% | 0 | 0% | 0 | 0% | 0 | 0% |
| 8 | 0 | 0% | 10 | 10% | 17 | 17% | 22 | 22% | 21 | 21% | 30 | 30% | 0 | 0% | 100 | 100% |
| 9 | 0 | 0% | 0 | 0% | 0 | 0% | 0 | 0% | 0 | 0% | 0 | 0% | 0 | 0% | 0 | 0% |
| 10 | 0 | 0% | 8 | 8% | 9 | 9% | 40 | 39% | 16 | 16% | 29 | 28% | 0 | 0% | 102 | 100% |
| 11 | 0 | 0% | 2 | 4% | 10 | 20% | 10 | 20% | 9 | 18% | 18 | 37% | 0 | 0% | 49 | 100% |
| 12 | 0 | 0% | 0 | 0% | 0 | 0% | 0 | 0% | 0 | 0% | 0 | 0% | 0 | 0% | 0 | 0% |
| 13 | 0 | 0% | 0 | 0% | 0 | 0% | 0 | 0% | 0 | 0% | 0 | 0% | 0 | 0% | 0 | 0% |
| 14 | 0 | 0% | 0 | 0% | 0 | 0% | 0 | 0% | 0 | 0% | 0 | 0% | 0 | 0% | 0 | 0% |
| 15 | 0 | 0% | 0 | 0% | 0 | 0% | 0 | 0% | 0 | 0% | 0 | 0% | 0 | 0% | 0 | 0% |
| 16 | 0 | 0% | 0 | 0% | 0 | 0% | 0 | 0% | 0 | 0% | 0 | 0% | 0 | 0% | 0 | 0% |
| 17 | 2 | 0% | 31 | 7% | 100 | 22% | 153 | 34% | 75 | 17% | 92 | 20% | 0 | 0% | 453 | 100% |
| 18 | 0 | 0% | 17 | 3% | 94 | 14% | 211 | 32% | 142 | 21% | 201 | 30% | 0 | 0% | 665 | 100% |
| 19 | 0 | 0% | 2 | 3% | 8 | 13% | 14 | 23% | 16 | 26% | 21 | 34% | 0 | 0% | 61 | 100% |
| 20 | 0 | 0% | 38 | 10% | 61 | 16% | 103 | 27% | 65 | 17% | 110 | 29% | 0 | 0% | 377 | 100% |
| 21 | 0 | 0% | 0 | 0% | 0 | 0% | 0 | 0% | 0 | 0% | 0 | 0% | 0 | 0% | 0 | 0% |
| 22 | 0 | 0% | 0 | 0% | 0 | 0% | 0 | 0% | 0 | 0% | 0 | 0% | 0 | 0% | 0 | 0% |
| STATE | 6 | 0% | 213 | 6% | 543 | 15% | 1,093 | 30% | 677 | 19% | 1,080 | 30% | 0 | 0% | 3,612 | 100% |

¹**Colorado Private Probation:** In FY 2018, the private probation section of the annual report was adjusted to combine non-DUI/DWAI private probation numbers with DUI/DWAI private probation numbers. Previous annual reports will display these numbers separately.

***12-17 Years:** In some jurisdictions, DUI/DWAI and underage consumption convictions for probationers under the age of 18 are captured as "adult offenses".

Note: Percentages may not total 100 percent because of rounding.

**Table 61:
Colorado Private Probation¹
New Clients by Ethnic Group²
Fiscal Year 2022**

| TYPE: DISTRICT | Caucasian | | African American | | Asian | | Hispanic | | Native American | | Other | | TOTAL NEW CLIENTS | |
|-------------------|-----------|-----|------------------|-----|--------|----|----------|-----|-----------------|----|--------|----|-------------------|------|
| | Number | % | Number | % | Number | % | Number | % | Number | % | Number | % | Number | % |
| 1 | 870 | 83% | 43 | 4% | 3 | 0% | 120 | 11% | 6 | 1% | 12 | 1% | 1,054 | 100% |
| 2 | 0 | 0% | 0 | 0% | 0 | 0% | 0 | 0% | 0 | 0% | 0 | 0% | 0 | 0% |
| 3 | 0 | 0% | 0 | 0% | 0 | 0% | 0 | 0% | 0 | 0% | 0 | 0% | 0 | 0% |
| 4 | 553 | 74% | 73 | 10% | 5 | 1% | 100 | 13% | 4 | 1% | 16 | 2% | 751 | 100% |
| 5 | 0 | 0% | 0 | 0% | 0 | 0% | 0 | 0% | 0 | 0% | 0 | 0% | 0 | 0% |
| 6 | 0 | 0% | 0 | 0% | 0 | 0% | 0 | 0% | 0 | 0% | 0 | 0% | 0 | 0% |
| 7 | 0 | 0% | 0 | 0% | 0 | 0% | 0 | 0% | 0 | 0% | 0 | 0% | 0 | 0% |
| 8 | 91 | 91% | 5 | 5% | 2 | 2% | 1 | 1% | 0 | 0% | 1 | 1% | 100 | 100% |
| 9 | 0 | 0% | 0 | 0% | 0 | 0% | 0 | 0% | 0 | 0% | 0 | 0% | 0 | 0% |
| 10 | 63 | 62% | 5 | 5% | 0 | 0% | 27 | 26% | 3 | 3% | 4 | 4% | 102 | 100% |
| 11 | 46 | 94% | 0 | 0% | 0 | 0% | 2 | 4% | 0 | 0% | 1 | 2% | 49 | 100% |
| 12 | 0 | 0% | 0 | 0% | 0 | 0% | 0 | 0% | 0 | 0% | 0 | 0% | 0 | 0% |
| 13 | 0 | 0% | 0 | 0% | 0 | 0% | 0 | 0% | 0 | 0% | 0 | 0% | 0 | 0% |
| 14 | 0 | 0% | 0 | 0% | 0 | 0% | 0 | 0% | 0 | 0% | 0 | 0% | 0 | 0% |
| 15 | 0 | 0% | 0 | 0% | 0 | 0% | 0 | 0% | 0 | 0% | 0 | 0% | 0 | 0% |
| 16 | 0 | 0% | 0 | 0% | 0 | 0% | 0 | 0% | 0 | 0% | 0 | 0% | 0 | 0% |
| 17 | 398 | 88% | 24 | 5% | 4 | 1% | 21 | 5% | 0 | 0% | 6 | 1% | 453 | 100% |
| 18 | 454 | 68% | 96 | 14% | 21 | 3% | 69 | 10% | 2 | 0% | 23 | 3% | 665 | 100% |
| 19 | 47 | 77% | 7 | 11% | 0 | 0% | 4 | 7% | 0 | 0% | 3 | 5% | 61 | 100% |
| 20 | 341 | 90% | 8 | 2% | 5 | 1% | 19 | 5% | 1 | 0% | 3 | 1% | 377 | 100% |
| 21 | 0 | 0% | 0 | 0% | 0 | 0% | 0 | 0% | 0 | 0% | 0 | 0% | 0 | 0% |
| 22 | 0 | 0% | 0 | 0% | 0 | 0% | 0 | 0% | 0 | 0% | 0 | 0% | 0 | 0% |
| STATE | 2,863 | 79% | 261 | 7% | 40 | 1% | 363 | 10% | 16 | 0% | 69 | 2% | 3,612 | 100% |

¹**Colorado Private Probation:** In FY2018, the private probation section of the annual report was adjusted to combine non-DUI/DWAI private probation numbers with DUI/DWAI private probation numbers. Previous annual reports displayed these numbers separately.

²**Ethnic Group:** This data is entered by court staff from information provided in the summons, affidavit, arrest report, or complaint filed by the district attorney.

Note: Percentages may not total 100 percent because of rounding.

**Table 62:
Colorado Private Probation¹
Successful/Unsuccessful Terminations
Fiscal Year 2022**

| TYPE: | SUCCESSFUL TERMINATIONS ² | | UNSUCCESSFUL TERMINATIONS ³ | | | | TOTAL TERMINATIONS ⁵ | |
|----------|--------------------------------------|-----|--|----|------------------------|-----|---------------------------------|------|
| | Successful | | Revoked | | Absconded ⁴ | | | |
| DISTRICT | Number | % | Number | % | Number | % | Number | % |
| 1 | 373 | 83% | 21 | 5% | 56 | 12% | 450 | 100% |
| 2 | 0 | 0% | 0 | 0% | 0 | 0% | 0 | 0% |
| 3 | 0 | 0% | 0 | 0% | 0 | 0% | 0 | 0% |
| 4 | 794 | 89% | 27 | 3% | 74 | 8% | 895 | 100% |
| 5 | 7 | 88% | 0 | 0% | 1 | 13% | 8 | 100% |
| 6 | 0 | 0% | 0 | 0% | 0 | 0% | 0 | 0% |
| 7 | 0 | 0% | 0 | 0% | 0 | 0% | 0 | 0% |
| 8 | 431 | 90% | 28 | 6% | 22 | 5% | 481 | 100% |
| 9 | 0 | 0% | 0 | 0% | 0 | 0% | 0 | 0% |
| 10 | 216 | 86% | 8 | 3% | 27 | 11% | 251 | 100% |
| 11 | 130 | 96% | 1 | 1% | 4 | 3% | 135 | 100% |
| 12 | 0 | 0% | 0 | 0% | 0 | 0% | 0 | 0% |
| 13 | 0 | 0% | 0 | 0% | 0 | 0% | 0 | 0% |
| 14 | 0 | 0% | 0 | 0% | 0 | 0% | 0 | 0% |
| 15 | 0 | 0% | 0 | 0% | 0 | 0% | 0 | 0% |
| 16 | 0 | 0% | 0 | 0% | 0 | 0% | 0 | 0% |
| 17 | 527 | 80% | 27 | 4% | 104 | 16% | 658 | 100% |
| 18 | 1,055 | 92% | 67 | 6% | 28 | 2% | 1,150 | 100% |
| 19 | 200 | 84% | 21 | 9% | 18 | 8% | 239 | 100% |
| 20 | 485 | 82% | 46 | 8% | 62 | 10% | 593 | 100% |
| 21 | 0 | 0% | 0 | 0% | 0 | 0% | 0 | 0% |
| 22 | 0 | 0% | 0 | 0% | 0 | 0% | 0 | 0% |
| STATE | 4,218 | 87% | 246 | 5% | 396 | 8% | 4,860 | 100% |

¹**Colorado Private Probation:** In FY 2018, the private probation section of the annual report was adjusted to combine non-DUI/DWAI private probation numbers with DUI/DWAI private probation numbers. Previous annual reports displayed these numbers separately.

²**Successful Terminations:** This column is exclusively private successful terminations.

³**Unsuccessful Terminations:** This column includes probationers supervised by private who were revoked or absconded. A revocation is defined as a termination from probation supervision for a technical violation, new misdemeanor, or new felony.

⁴**Absconded:** This column refers to probationers who become fugitives and are no longer compliant with probation supervision.

⁵**Total Terminations:** This column includes: successful terminations, revocations and absconders from probation supervision. Additional types of private prob closures are included in Tables 63.

**Table 63:
Colorado Private Probation¹
All Closure Types
Fiscal Year 2022**

| TYPE: | Successful | | Revoked | | Absconded | | Deported | | Death | | Administrative Closure | | TOTAL CLOSURES | |
|----------|------------|-----|---------|----|-----------|-----|----------|----|--------|----|------------------------|----|----------------|------|
| DISTRICT | Number | % | Number | % | Number | % | Number | % | Number | % | Number | % | Number | % |
| 1 | 373 | 82% | 21 | 5% | 56 | 12% | 0 | 0% | 3 | 1% | 2 | 0% | 455 | 100% |
| 2 | 0 | 0% | 0 | 0% | 0 | 0% | 0 | 0% | 0 | 0% | 0 | 0% | 0 | 0% |
| 3 | 0 | 0% | 0 | 0% | 0 | 0% | 0 | 0% | 0 | 0% | 0 | 0% | 0 | 0% |
| 4 | 794 | 88% | 27 | 3% | 74 | 8% | 0 | 0% | 6 | 1% | 2 | 0% | 903 | 100% |
| 5 | 7 | 88% | 0 | 0% | 1 | 13% | 0 | 0% | 0 | 0% | 0 | 0% | 8 | 100% |
| 6 | 0 | 0% | 0 | 0% | 0 | 0% | 0 | 0% | 0 | 0% | 0 | 0% | 0 | 0% |
| 7 | 0 | 0% | 0 | 0% | 0 | 0% | 0 | 0% | 0 | 0% | 0 | 0% | 0 | 0% |
| 8 | 431 | 89% | 28 | 6% | 22 | 5% | 0 | 0% | 5 | 1% | 0 | 0% | 486 | 100% |
| 9 | 0 | 0% | 0 | 0% | 0 | 0% | 0 | 0% | 0 | 0% | 0 | 0% | 0 | 0% |
| 10 | 216 | 86% | 8 | 3% | 27 | 11% | 0 | 0% | 0 | 0% | 0 | 0% | 251 | 100% |
| 11 | 130 | 96% | 1 | 1% | 4 | 3% | 0 | 0% | 1 | 1% | 0 | 0% | 136 | 100% |
| 12 | 0 | 0% | 0 | 0% | 0 | 0% | 0 | 0% | 0 | 0% | 0 | 0% | 0 | 0% |
| 13 | 0 | 0% | 0 | 0% | 0 | 0% | 0 | 0% | 0 | 0% | 0 | 0% | 0 | 0% |
| 14 | 0 | 0% | 0 | 0% | 0 | 0% | 0 | 0% | 0 | 0% | 0 | 0% | 0 | 0% |
| 15 | 0 | 0% | 0 | 0% | 0 | 0% | 0 | 0% | 0 | 0% | 0 | 0% | 0 | 0% |
| 16 | 0 | 0% | 0 | 0% | 0 | 0% | 0 | 0% | 0 | 0% | 0 | 0% | 0 | 0% |
| 17 | 527 | 79% | 27 | 4% | 104 | 16% | 0 | 0% | 5 | 1% | 0 | 0% | 663 | 100% |
| 18 | 1,055 | 91% | 67 | 6% | 28 | 2% | 1 | 0% | 4 | 0% | 2 | 0% | 1,157 | 100% |
| 19 | 200 | 82% | 21 | 9% | 18 | 7% | 0 | 0% | 3 | 1% | 1 | 0% | 243 | 100% |
| 20 | 485 | 81% | 46 | 8% | 62 | 10% | 0 | 0% | 5 | 1% | 0 | 0% | 598 | 100% |
| 21 | 0 | 0% | 0 | 0% | 0 | 0% | 0 | 0% | 0 | 0% | 0 | 0% | 0 | 0% |
| 22 | 0 | 0% | 0 | 0% | 0 | 0% | 0 | 0% | 0 | 0% | 0 | 0% | 0 | 0% |
| STATE | 4,218 | 86% | 246 | 5% | 396 | 8% | 1 | 0% | 32 | 1% | 7 | 0% | 4,900 | 100% |

| Courtesy Transfers ² | |
|---------------------------------|----------|
| Number | DISTRICT |
| 40 | 1 |
| 0 | 2 |
| 0 | 3 |
| 149 | 4 |
| 1 | 5 |
| 0 | 6 |
| 0 | 7 |
| 107 | 8 |
| 0 | 9 |
| 63 | 10 |
| 8 | 11 |
| 0 | 12 |
| 0 | 13 |
| 0 | 14 |
| 0 | 15 |
| 0 | 16 |
| 38 | 17 |
| 127 | 18 |
| 55 | 19 |
| 78 | 20 |
| 0 | 21 |
| 0 | 22 |
| 666 | STATE |

¹**Colorado Private Probation:** In FY 2018, the private probation section of the annual report was adjusted to combine non-DUI/DWAI private probation numbers with DUI/DWAI private probation numbers. Previous annual reports displayed these numbers separately.

²**Courtesy Transfers:** Beginning in FY 2008, courtesy transfers were removed from "Total Closures" because they are accounted for within the existing closure categories. They are reported separately to track the cases transferred between districts.

Note: Percentages may not total 100 percent because of rounding.

Table 64:
Colorado Private Probation¹
Type of Revocation
Fiscal Year 2022

| TYPE: DISTRICT | New Felony ² | | New Misdemeanor ³ | | Technical ⁴ | | TOTAL REVOCATIONS for Private Probation ⁵ | |
|-------------------|-------------------------|-----|------------------------------|-----|------------------------|-----|---|------|
| | Number | % | Number | % | Number | % | Number | % |
| 1 | 0 | 0% | 5 | 24% | 16 | 76% | 21 | 100% |
| 2 | 0 | 0% | 0 | 0% | 0 | 0% | 0 | 0% |
| 3 | 0 | 0% | 0 | 0% | 0 | 0% | 0 | 0% |
| 4 | 6 | 22% | 3 | 11% | 18 | 67% | 27 | 100% |
| 5 | 0 | 0% | 0 | 0% | 0 | 0% | 0 | 0% |
| 6 | 0 | 0% | 0 | 0% | 0 | 0% | 0 | 0% |
| 7 | 0 | 0% | 0 | 0% | 0 | 0% | 0 | 0% |
| 8 | 0 | 0% | 2 | 7% | 26 | 93% | 28 | 100% |
| 9 | 0 | 0% | 0 | 0% | 0 | 0% | 0 | 0% |
| 10 | 0 | 0% | 2 | 25% | 6 | 75% | 8 | 100% |
| 11 | 0 | 0% | 1 | 0% | 0 | 0% | 1 | 0% |
| 12 | 0 | 0% | 0 | 0% | 0 | 0% | 0 | 0% |
| 13 | 0 | 0% | 0 | 0% | 0 | 0% | 0 | 0% |
| 14 | 0 | 0% | 0 | 0% | 0 | 0% | 0 | 0% |
| 15 | 0 | 0% | 0 | 0% | 0 | 0% | 0 | 0% |
| 16 | 0 | 0% | 0 | 0% | 0 | 0% | 0 | 0% |
| 17 | 1 | 4% | 4 | 15% | 22 | 81% | 27 | 100% |
| 18 | 0 | 0% | 13 | 19% | 54 | 81% | 67 | 100% |
| 19 | 0 | 0% | 6 | 29% | 15 | 71% | 21 | 100% |
| 20 | 0 | 0% | 3 | 7% | 43 | 93% | 46 | 100% |
| 21 | 0 | 0% | 0 | 0% | 0 | 0% | 0 | 0% |
| 22 | 0 | 0% | 0 | 0% | 0 | 0% | 0 | 0% |
| STATE | 7 | 3% | 39 | 16% | 200 | 81% | 246 | 100% |

¹**Colorado Private Probation:** In FY 2018, the private probation section of the annual report was adjusted to combine non-DUI/DWAI private probation numbers with DUI/DWAI private probation numbers. Previous annual reports displayed these numbers separately.

²**New Felony:** Includes revocations for a new felony offense committed while on probation supervision.

³**New Misdemeanor:** Includes revocations for a new misdemeanor offense committed while on probation supervision.

⁴**Technical:** Includes revocations for technical probation supervision violations (i.e. drug use, non-compliance).

⁵**Total Revocations:** Total includes all felony, misdemeanor, and technical violations resulting in a revocation from probation.

Note: Percentages may not total 100 percent because of rounding.

**Table 65:
Colorado Private Probation¹
Length of Stay
Fiscal Year 2022**

| TYPE: | 0-12 months | | 13-24 months | | 25-36 months | | 37 + months | | TOTAL PRIVATE PROBATION CLOSURES | |
|-------|-------------|--------|--------------|--------|--------------|--------|-------------|--------|----------------------------------|--------|
| | DISTRICT | Number | % | Number | % | Number | % | Number | % | Number |
| 1 | 263 | 58% | 176 | 39% | 13 | 3% | 3 | 1% | 455 | 100% |
| 2 | 0 | 0% | 0 | 0% | 0 | 0% | 0 | 0% | 0 | 0% |
| 3 | 0 | 0% | 0 | 0% | 0 | 0% | 0 | 0% | 0 | 0% |
| 4 | 208 | 23% | 544 | 60% | 121 | 13% | 30 | 3% | 903 | 100% |
| 5 | 0 | 0% | 3 | 38% | 3 | 38% | 2 | 25% | 8 | 100% |
| 6 | 0 | 0% | 0 | 0% | 0 | 0% | 0 | 0% | 0 | 0% |
| 7 | 0 | 0% | 0 | 0% | 0 | 0% | 0 | 0% | 0 | 0% |
| 8 | 265 | 55% | 203 | 42% | 17 | 3% | 1 | 0% | 486 | 100% |
| 9 | 0 | 0% | 0 | 0% | 0 | 0% | 0 | 0% | 0 | 0% |
| 10 | 57 | 23% | 150 | 60% | 29 | 12% | 15 | 6% | 251 | 100% |
| 11 | 66 | 49% | 62 | 46% | 6 | 4% | 2 | 1% | 136 | 100% |
| 12 | 0 | 0% | 0 | 0% | 0 | 0% | 0 | 0% | 0 | 0% |
| 13 | 0 | 0% | 0 | 0% | 0 | 0% | 0 | 0% | 0 | 0% |
| 14 | 0 | 0% | 0 | 0% | 0 | 0% | 0 | 0% | 0 | 0% |
| 15 | 0 | 0% | 0 | 0% | 0 | 0% | 0 | 0% | 0 | 0% |
| 16 | 0 | 0% | 0 | 0% | 0 | 0% | 0 | 0% | 0 | 0% |
| 17 | 325 | 49% | 262 | 40% | 65 | 10% | 11 | 2% | 663 | 100% |
| 18 | 383 | 33% | 502 | 43% | 186 | 16% | 86 | 7% | 1,157 | 100% |
| 19 | 79 | 33% | 125 | 51% | 35 | 14% | 4 | 2% | 243 | 100% |
| 20 | 299 | 50% | 254 | 42% | 36 | 6% | 9 | 2% | 598 | 100% |
| 21 | 0 | 0% | 0 | 0% | 0 | 0% | 0 | 0% | 0 | 0% |
| 22 | 0 | 0% | 0 | 0% | 0 | 0% | 0 | 0% | 0 | 0% |
| STATE | 1,945 | 40% | 2,281 | 47% | 511 | 10% | 163 | 3% | 4,900 | 100% |

¹**Colorado Private Probation:** In FY 2018 the private probation section of the annual report was adjusted to combine non-DUI/DWAI private probation numbers with DUI/DWAI private probation numbers. Previous annual reports displayed these numbers separately.

Note: Percentages may not total 100 percent because of rounding.

**Table 66:
Colorado Private Probation¹
Active Clients on June 30, 2022
Fiscal Year 2022**

| Risk Levels ² : | New: w/in the first 30 days of supervision start date | | Maximum | | | Medium | | | Minimum | | | Administrative | | | TOTAL PRIVATE PROBATION CLIENTS | | | | | | | |
|----------------------------|---|----|---------|----|--------|---------|--------|--------|---------|-----|--------|----------------|--------|----------|---------------------------------|-----|------------|----|---|----|-------|------|
| | | | Reg Max | | DV Max | Reg Med | | DV Med | Reg Min | | DV Min | Admin | | DV Admin | | | Interstate | | | | | |
| DISTRICT | Number | % | Number | % | Number | % | Number | % | Number | % | Number | % | Number | % | Number | % | Number | % | | | | |
| 1 | 32 | 3% | 8 | 1% | 0 | 0% | 105 | 8% | 21 | 2% | 648 | 52% | 254 | 20% | 189 | 15% | 0 | 0% | 1 | 0% | 1,258 | 100% |
| 2 | 0 | 0% | 0 | 0% | 0 | 0% | 0 | 0% | 0 | 0% | 0 | 0% | 0 | 0% | 0 | 0% | 0 | 0% | 0 | 0% | 0 | 0% |
| 3 | 0 | 0% | 0 | 0% | 0 | 0% | 0 | 0% | 0 | 0% | 0 | 0% | 0 | 0% | 0 | 0% | 0 | 0% | 0 | 0% | 0 | 0% |
| 4 | 2 | 0% | 10 | 0% | 0 | 0% | 142 | 7% | 21 | 1% | 1,248 | 60% | 469 | 22% | 201 | 10% | 0 | 0% | 2 | 0% | 2,095 | 100% |
| 5 | 0 | 0% | 0 | 0% | 0 | 0% | 0 | 0% | 0 | 0% | 0 | 0% | 0 | 0% | 0 | 0% | 0 | 0% | 0 | 0% | 0 | 0% |
| 6 | 0 | 0% | 0 | 0% | 0 | 0% | 0 | 0% | 0 | 0% | 0 | 0% | 0 | 0% | 0 | 0% | 0 | 0% | 0 | 0% | 0 | 0% |
| 7 | 0 | 0% | 0 | 0% | 0 | 0% | 0 | 0% | 0 | 0% | 0 | 0% | 0 | 0% | 0 | 0% | 0 | 0% | 0 | 0% | 0 | 0% |
| 8 | 0 | 0% | 1 | 0% | 0 | 0% | 30 | 4% | 2 | 0% | 647 | 87% | 49 | 7% | 9 | 1% | 0 | 0% | 4 | 1% | 742 | 100% |
| 9 | 0 | 0% | 0 | 0% | 0 | 0% | 0 | 0% | 0 | 0% | 0 | 0% | 0 | 0% | 0 | 0% | 0 | 0% | 0 | 0% | 0 | 0% |
| 10 | 1 | 0% | 5 | 1% | 0 | 0% | 111 | 26% | 4 | 1% | 158 | 37% | 121 | 28% | 31 | 7% | 0 | 0% | 0 | 0% | 431 | 100% |
| 11 | 1 | 1% | 1 | 1% | 0 | 0% | 9 | 6% | 1 | 1% | 135 | 88% | 4 | 3% | 2 | 1% | 0 | 0% | 0 | 0% | 153 | 100% |
| 12 | 0 | 0% | 0 | 0% | 0 | 0% | 0 | 0% | 0 | 0% | 0 | 0% | 0 | 0% | 0 | 0% | 0 | 0% | 0 | 0% | 0 | 0% |
| 13 | 0 | 0% | 0 | 0% | 0 | 0% | 0 | 0% | 0 | 0% | 0 | 0% | 0 | 0% | 0 | 0% | 0 | 0% | 0 | 0% | 0 | 0% |
| 14 | 0 | 0% | 0 | 0% | 0 | 0% | 0 | 0% | 0 | 0% | 0 | 0% | 0 | 0% | 0 | 0% | 0 | 0% | 0 | 0% | 0 | 0% |
| 15 | 0 | 0% | 0 | 0% | 0 | 0% | 0 | 0% | 0 | 0% | 0 | 0% | 0 | 0% | 0 | 0% | 0 | 0% | 0 | 0% | 0 | 0% |
| 16 | 0 | 0% | 0 | 0% | 0 | 0% | 0 | 0% | 0 | 0% | 0 | 0% | 0 | 0% | 0 | 0% | 0 | 0% | 0 | 0% | 0 | 0% |
| 17 | 7 | 1% | 2 | 0% | 2 | 0% | 90 | 13% | 75 | 11% | 423 | 60% | 20 | 3% | 84 | 12% | 0 | 0% | 0 | 0% | 703 | 100% |
| 18 | 10 | 1% | 0 | 0% | 0 | 0% | 65 | 3% | 74 | 4% | 1,399 | 72% | 144 | 7% | 250 | 13% | 0 | 0% | 0 | 0% | 1,942 | 100% |
| 19 | 0 | 0% | 1 | 0% | 0 | 0% | 47 | 9% | 7 | 1% | 291 | 57% | 126 | 25% | 36 | 7% | 0 | 0% | 0 | 0% | 508 | 100% |
| 20 | 3 | 0% | 1 | 0% | 0 | 0% | 73 | 8% | 13 | 1% | 588 | 66% | 179 | 20% | 33 | 4% | 3 | 0% | 0 | 0% | 893 | 100% |
| 21 | 0 | 0% | 0 | 0% | 0 | 0% | 0 | 0% | 0 | 0% | 0 | 0% | 0 | 0% | 0 | 0% | 0 | 0% | 0 | 0% | 0 | 0% |
| 22 | 0 | 0% | 0 | 0% | 0 | 0% | 0 | 0% | 0 | 0% | 0 | 0% | 0 | 0% | 0 | 0% | 0 | 0% | 0 | 0% | 0 | 0% |
| STATE | 56 | 1% | 29 | 0% | 2 | 0% | 672 | 8% | 218 | 2% | 5,537 | 63% | 1,366 | 16% | 835 | 10% | 3 | 0% | 7 | 0% | 8,725 | 100% |

¹ **Colorado Private Probation:** In FY 2018 the private probation section of the annual report was adjusted to combine non-DUI/DWAI private probation numbers with DUI/DWAI private probation numbers. Previous annual reports displayed these numbers separately.

² **Risk Levels:** Private Probation does not supervise sex offenders.

Note: Percentages may not total 100 percent because of rounding.



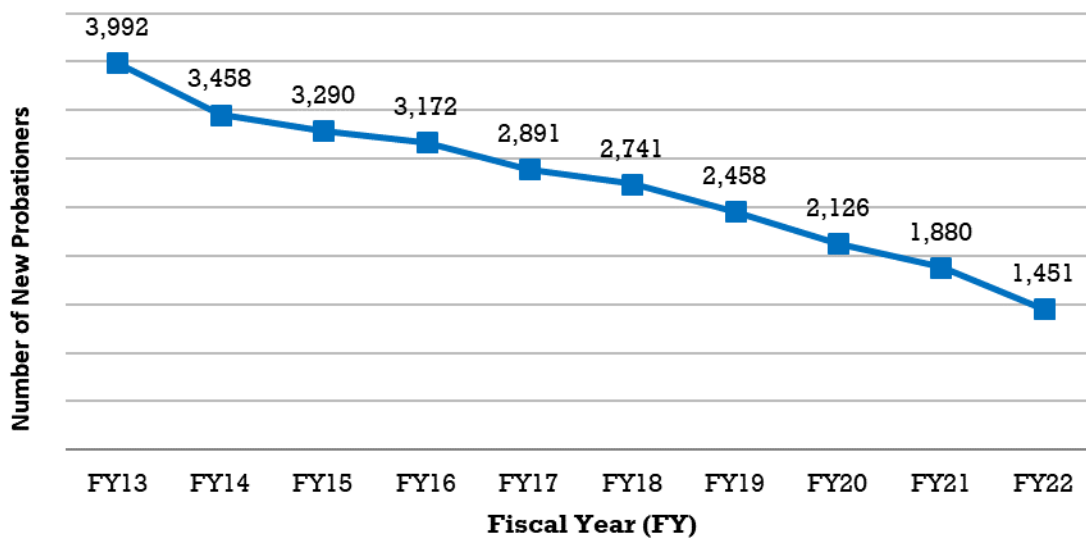
*Juvenile
Regular Probation*

Juvenile Regular Probation

The Colorado Judicial Department administers juvenile probation in 22 judicial districts. The Division of Probation Services publishes standards for probation supervision. Within the limits of statute and these state standards, each district is free to develop and structure programs that address the needs of the local court and the community. In all districts, juveniles are assessed for risk and need factors. Based on these assessments, juveniles are supervised accordingly and referred for treatment and other relevant services.

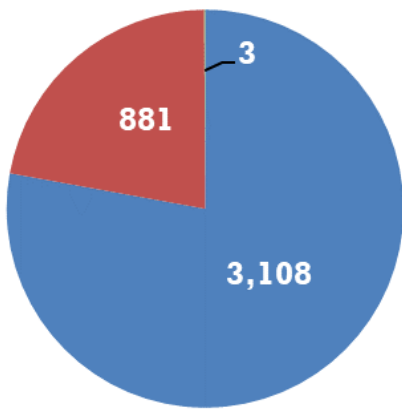
In Fiscal Year 2022, 1,451 juveniles were sentenced to probation and on June 30, 2022 there were 2,099 juveniles on supervision. In FY 2022, 77% of juveniles completed regular probation successfully. An additional 54 juveniles were sentenced to Juvenile Intensive Supervision Probation (JISP) in FY 2022.

**New Juvenile Probationers
Fiscal Years 2013 to 2022**

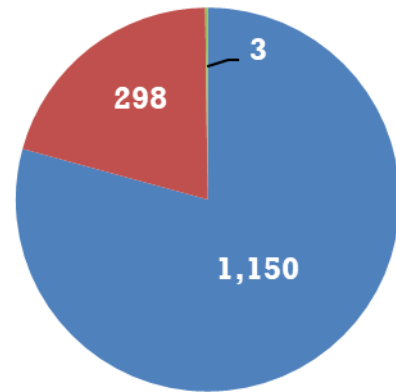


**Chart 11: New Juvenile Probationers by Gender
Ten Year Comparison**

FISCAL YEAR 2013 NEW



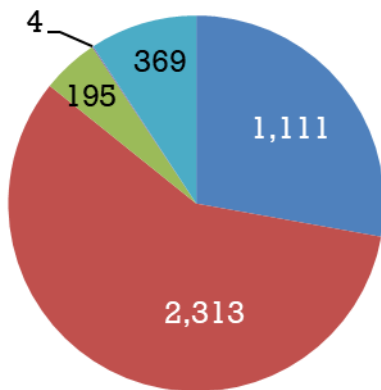
FISCAL YEAR 2022 NEW



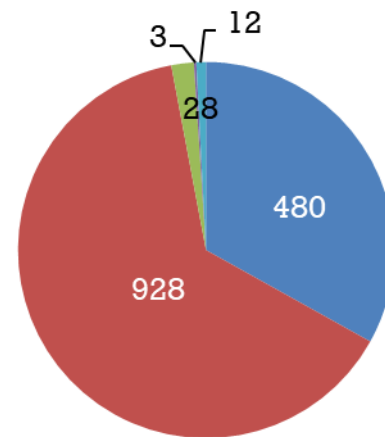
■ Male ■ Female ■ Unknown

**Chart 12: New Juvenile Probationers by Offense Type
Ten Year Comparison**

FISCAL YEAR 2013 NEW



FISCAL YEAR 2022 NEW

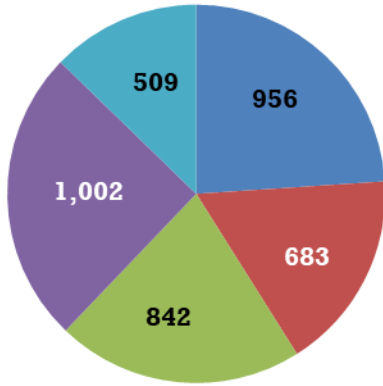


■ Felony ■ Misdemeanor ■ Petty Offense ■ Traffic ■ Other

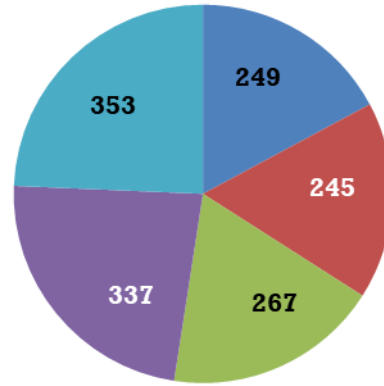
Other: Offenses coded without a law class. Programming enhancements completed in FY2016 have increased the ability to capture offense class types which significantly reduced the number of cases in the "other" category.

**Chart 13: New Juvenile Probationers by Age
Ten Year Comparison**

FISCAL YEAR 2013 NEW



FISCAL YEAR 2022 NEW

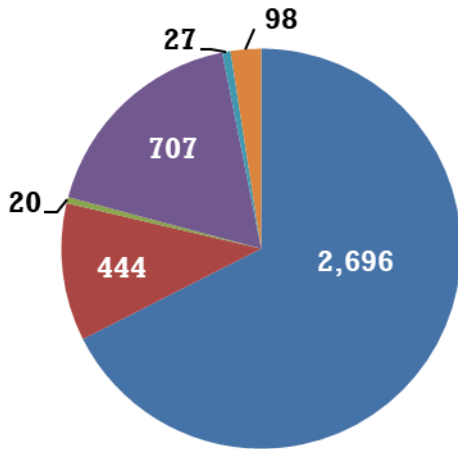


■ 10-14 years ■ 15 years ■ 16 years
■ 17 years ■ 18+ years

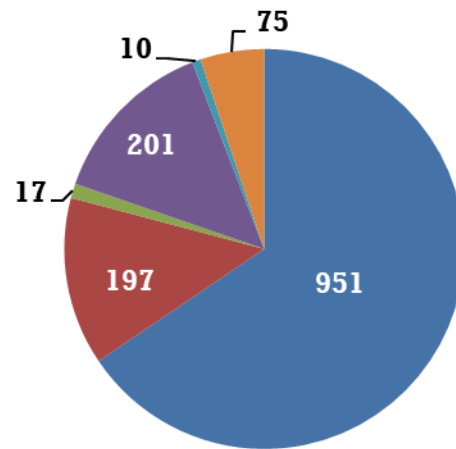
18+ years: Youth in this category committed their crime while still under the age of 18 but were new to probation after they turned 18.

**Chart 14: New Juvenile Probationers by Ethnicity
Ten Year Comparison**

FISCAL YEAR 2013 NEW



FISCAL YEAR 2022 NEW



■ Caucasian ■ African American
■ Asian ■ Hispanic
■ Native American ■ Other

Ethnicity: This information is entered by court staff from information provided in the summons, affidavit, arrest report or complaint filed by the district attorney.

**Table 67:
Colorado State Juvenile Regular Probation
Investigations
Fiscal Year 2022**

| TYPE: | Sex Offender Investigations | | Pre- Sentence Investigations | | Updated Pre-Sentence Investigations | | Intake Evaluations | | Interstate Investigations to Colorado | | Expungement Reports | | Administrative Investigations (additional cases) | | Juvenile Assessment Summary Report | | TOTAL INVESTIGATIONS | |
|-------|-----------------------------|-----|------------------------------|-----|-------------------------------------|----|--------------------|-----|---------------------------------------|-----|---------------------|-----|--|-----|------------------------------------|-----|----------------------|------|
| | Number | % | Number | % | Number | % | Number | % | Number | % | Number | % | Number | % | Number | % | Number | % |
| 1 | 4 | 4% | 12 | 12% | 0 | 0% | 0 | 0% | 2 | 2% | 5 | 5% | 3 | 3% | 73 | 74% | 99 | 100% |
| 2J | 25 | 13% | 86 | 44% | 1 | 1% | 0 | 0% | 2 | 1% | 0 | 0% | 17 | 9% | 65 | 33% | 196 | 100% |
| 3 | 0 | 0% | 9 | 69% | 0 | 0% | 0 | 0% | 0 | 0% | 3 | 23% | 1 | 8% | 0 | 0% | 13 | 100% |
| 4 | 35 | 14% | 62 | 24% | 2 | 1% | 0 | 0% | 0 | 0% | 104 | 41% | 48 | 19% | 5 | 2% | 256 | 100% |
| 5 | 4 | 12% | 2 | 6% | 0 | 0% | 0 | 0% | 0 | 0% | 11 | 32% | 7 | 21% | 10 | 29% | 34 | 100% |
| 6 | 1 | 9% | 9 | 82% | 0 | 0% | 0 | 0% | 0 | 0% | 1 | 9% | 0 | 0% | 0 | 0% | 11 | 100% |
| 7 | 0 | 0% | 7 | 16% | 3 | 7% | 0 | 0% | 0 | 0% | 23 | 52% | 2 | 5% | 9 | 20% | 44 | 100% |
| 8 | 6 | 4% | 12 | 9% | 0 | 0% | 0 | 0% | 1 | 1% | 37 | 26% | 31 | 22% | 53 | 38% | 140 | 100% |
| 9 | 2 | 13% | 2 | 13% | 0 | 0% | 0 | 0% | 0 | 0% | 0 | 0% | 0 | 0% | 12 | 75% | 16 | 100% |
| 10 | 6 | 15% | 2 | 5% | 0 | 0% | 0 | 0% | 0 | 0% | 25 | 64% | 6 | 15% | 0 | 0% | 39 | 100% |
| 11 | 4 | 50% | 0 | 0% | 0 | 0% | 0 | 0% | 0 | 0% | 0 | 0% | 3 | 38% | 1 | 13% | 8 | 100% |
| 12 | 0 | 0% | 0 | 0% | 0 | 0% | 3 | 75% | 1 | 25% | 0 | 0% | 0 | 0% | 0 | 0% | 4 | 100% |
| 13 | 2 | 10% | 1 | 5% | 0 | 0% | 0 | 0% | 1 | 5% | 7 | 35% | 4 | 20% | 5 | 25% | 20 | 100% |
| 14 | 1 | 9% | 1 | 9% | 0 | 0% | 0 | 0% | 0 | 0% | 8 | 73% | 0 | 0% | 1 | 9% | 11 | 100% |
| 15 | 2 | 10% | 0 | 0% | 0 | 0% | 0 | 0% | 0 | 0% | 6 | 30% | 2 | 10% | 10 | 50% | 20 | 100% |
| 16 | 1 | 10% | 6 | 60% | 0 | 0% | 0 | 0% | 0 | 0% | 1 | 10% | 2 | 20% | 0 | 0% | 10 | 100% |
| 17 | 20 | 20% | 14 | 14% | 0 | 0% | 0 | 0% | 0 | 0% | 8 | 8% | 8 | 8% | 48 | 49% | 98 | 100% |
| 18 | 24 | 16% | 12 | 8% | 0 | 0% | 0 | 0% | 1 | 1% | 0 | 0% | 17 | 11% | 100 | 65% | 154 | 100% |
| 19 | 19 | 7% | 16 | 6% | 0 | 0% | 0 | 0% | 2 | 1% | 64 | 23% | 53 | 19% | 126 | 45% | 280 | 100% |
| 20 | 0 | 0% | 0 | 0% | 0 | 0% | 0 | 0% | 0 | 0% | 26 | 39% | 6 | 9% | 34 | 52% | 66 | 100% |
| 21 | 5 | 5% | 1 | 1% | 0 | 0% | 0 | 0% | 0 | 0% | 8 | 8% | 23 | 23% | 61 | 62% | 98 | 100% |
| 22 | 0 | 0% | 3 | 9% | 0 | 0% | 0 | 0% | 0 | 0% | 16 | 50% | 2 | 6% | 11 | 34% | 32 | 100% |
| STATE | 161 | 10% | 257 | 16% | 6 | 0% | 3 | 0% | 10 | 1% | 353 | 21% | 235 | 14% | 624 | 38% | 1,649 | 100% |

Note: Percentages may not total 100 percent because of rounding.

**Table 68:
Colorado State Juvenile Regular Probation
New Clients by Offense Type
Fiscal Year 2022**

| TYPE: DISTRICT | Felony | | Misdemeanor | | Petty Offense | | Traffic | | Other (offense coded without a law class) | | TOTAL NEW CLIENTS | |
|-------------------|--------|-----|-------------|------|---------------|-----|---------|----|---|-----|-------------------|------|
| | Number | % | Number | % | Number | % | Number | % | Number | % | Number | % |
| 1 | 45 | 35% | 78 | 61% | 3 | 2% | 0 | 0% | 1 | 1% | 127 | 100% |
| 2J | 50 | 32% | 101 | 66% | 2 | 1% | 0 | 0% | 1 | 1% | 154 | 100% |
| 3 | 2 | 20% | 8 | 80% | 0 | 0% | 0 | 0% | 0 | 0% | 10 | 100% |
| 4 | 93 | 41% | 129 | 57% | 2 | 1% | 0 | 0% | 1 | 0% | 225 | 100% |
| 5 | 4 | 13% | 26 | 84% | 0 | 0% | 1 | 3% | 0 | 0% | 31 | 100% |
| 6 | 0 | 0% | 12 | 100% | 0 | 0% | 0 | 0% | 0 | 0% | 12 | 100% |
| 7 | 6 | 25% | 17 | 71% | 1 | 4% | 0 | 0% | 0 | 0% | 24 | 100% |
| 8 | 17 | 18% | 74 | 76% | 5 | 5% | 1 | 1% | 0 | 0% | 97 | 100% |
| 9 | 5 | 36% | 9 | 64% | 0 | 0% | 0 | 0% | 0 | 0% | 14 | 100% |
| 10 | 22 | 45% | 27 | 55% | 0 | 0% | 0 | 0% | 0 | 0% | 49 | 100% |
| 11 | 4 | 25% | 12 | 75% | 0 | 0% | 0 | 0% | 0 | 0% | 16 | 100% |
| 12 | 3 | 27% | 7 | 64% | 1 | 9% | 0 | 0% | 0 | 0% | 11 | 100% |
| 13 | 4 | 27% | 9 | 60% | 1 | 7% | 0 | 0% | 1 | 7% | 15 | 100% |
| 14 | 0 | 0% | 6 | 86% | 1 | 14% | 0 | 0% | 0 | 0% | 7 | 100% |
| 15 | 2 | 18% | 8 | 73% | 1 | 9% | 0 | 0% | 0 | 0% | 11 | 100% |
| 16 | 5 | 42% | 6 | 50% | 1 | 8% | 0 | 0% | 0 | 0% | 12 | 100% |
| 17 | 52 | 36% | 91 | 63% | 0 | 0% | 0 | 0% | 1 | 1% | 144 | 100% |
| 18 | 78 | 37% | 129 | 61% | 3 | 1% | 0 | 0% | 2 | 1% | 212 | 100% |
| 19 | 46 | 32% | 97 | 66% | 1 | 1% | 0 | 0% | 2 | 1% | 146 | 100% |
| 20 | 15 | 35% | 26 | 60% | 1 | 2% | 0 | 0% | 1 | 2% | 43 | 100% |
| 21 | 26 | 32% | 50 | 61% | 4 | 5% | 1 | 1% | 1 | 1% | 82 | 100% |
| 22 | 1 | 11% | 6 | 67% | 1 | 11% | 0 | 0% | 1 | 11% | 9 | 100% |
| STATE | 480 | 33% | 928 | 64% | 28 | 2% | 3 | 0% | 12 | 1% | 1,451 | 100% |

Note: Percentages may not total 100 percent because of rounding.

**Table 69:
Colorado State Juvenile Regular Probation
New Clients by Supervision Type
Fiscal Year 2022**

| TYPE: | Probation | | Probation Revoked and Resentenced | | Deferred Adjudication | | Diversion to be Supervised by Probation ¹ | | Interstate Transfers to Colorado | | Change of Venue | | TOTAL NEW CLIENTS | |
|-------|-----------|-----|-----------------------------------|-----|-----------------------|-----|--|-----|----------------------------------|----|-----------------|-----|-------------------|------|
| | Number | % | Number | % | Number | % | Number | % | Number | % | Number | % | Number | % |
| 1 | 67 | 53% | 0 | 0% | 42 | 33% | 0 | 0% | 1 | 1% | 17 | 13% | 127 | 100% |
| 2J | 83 | 54% | 0 | 0% | 36 | 23% | 0 | 0% | 2 | 1% | 33 | 21% | 154 | 100% |
| 3 | 4 | 40% | 1 | 10% | 3 | 30% | 0 | 0% | 0 | 0% | 2 | 20% | 10 | 100% |
| 4 | 122 | 54% | 1 | 0% | 86 | 38% | 0 | 0% | 1 | 0% | 15 | 7% | 225 | 100% |
| 5 | 22 | 71% | 0 | 0% | 8 | 26% | 0 | 0% | 0 | 0% | 1 | 3% | 31 | 100% |
| 6 | 8 | 67% | 0 | 0% | 2 | 17% | 1 | 8% | 0 | 0% | 1 | 8% | 12 | 100% |
| 7 | 15 | 63% | 0 | 0% | 7 | 29% | 0 | 0% | 0 | 0% | 2 | 8% | 24 | 100% |
| 8 | 44 | 45% | 2 | 2% | 41 | 42% | 0 | 0% | 4 | 4% | 6 | 6% | 97 | 100% |
| 9 | 3 | 21% | 0 | 0% | 7 | 50% | 0 | 0% | 0 | 0% | 4 | 29% | 14 | 100% |
| 10 | 26 | 53% | 1 | 2% | 13 | 27% | 0 | 0% | 0 | 0% | 9 | 18% | 49 | 100% |
| 11 | 2 | 13% | 0 | 0% | 9 | 56% | 0 | 0% | 1 | 6% | 4 | 25% | 16 | 100% |
| 12 | 4 | 36% | 0 | 0% | 3 | 27% | 0 | 0% | 1 | 9% | 3 | 27% | 11 | 100% |
| 13 | 8 | 53% | 0 | 0% | 6 | 40% | 0 | 0% | 1 | 7% | 0 | 0% | 15 | 100% |
| 14 | 6 | 86% | 0 | 0% | 0 | 0% | 0 | 0% | 0 | 0% | 1 | 14% | 7 | 100% |
| 15 | 2 | 18% | 0 | 0% | 7 | 64% | 2 | 18% | 0 | 0% | 0 | 0% | 11 | 100% |
| 16 | 5 | 42% | 0 | 0% | 6 | 50% | 0 | 0% | 0 | 0% | 1 | 8% | 12 | 100% |
| 17 | 51 | 35% | 1 | 1% | 57 | 40% | 0 | 0% | 7 | 5% | 28 | 19% | 144 | 100% |
| 18 | 114 | 54% | 0 | 0% | 59 | 28% | 0 | 0% | 4 | 2% | 35 | 17% | 212 | 100% |
| 19 | 66 | 45% | 0 | 0% | 58 | 40% | 0 | 0% | 2 | 1% | 20 | 14% | 146 | 100% |
| 20 | 28 | 65% | 0 | 0% | 7 | 16% | 0 | 0% | 4 | 9% | 4 | 9% | 43 | 100% |
| 21 | 50 | 61% | 1 | 1% | 28 | 34% | 0 | 0% | 0 | 0% | 3 | 4% | 82 | 100% |
| 22 | 4 | 44% | 0 | 0% | 4 | 44% | 0 | 0% | 0 | 0% | 1 | 11% | 9 | 100% |
| STATE | 734 | 51% | 7 | 0% | 489 | 34% | 3 | 0% | 28 | 2% | 190 | 13% | 1,451 | 100% |

¹**Diversion to be Supervised by Probation:** cases sentenced to probation that are supervised as part of a deferred prosecution agreement.

Note: Percentages may not total 100 percent because of rounding.

**Table 70:
Colorado State Juvenile Regular Probation
New Clients by Gender
Fiscal Year 2022**

| TYPE: DISTRICT | Female | | Male | | Unknown | | TOTAL NEW CLIENTS | |
|-------------------|--------|-----|--------|------|---------|----|-------------------|------|
| | Number | % | Number | % | Number | % | Number | % |
| 1 | 22 | 17% | 105 | 83% | 0 | 0% | 127 | 100% |
| 2J | 29 | 19% | 125 | 81% | 0 | 0% | 154 | 100% |
| 3 | 2 | 20% | 8 | 80% | 0 | 0% | 10 | 100% |
| 4 | 56 | 25% | 168 | 75% | 1 | 0% | 225 | 100% |
| 5 | 6 | 19% | 25 | 81% | 0 | 0% | 31 | 100% |
| 6 | 0 | 0% | 12 | 100% | 0 | 0% | 12 | 100% |
| 7 | 5 | 21% | 19 | 79% | 0 | 0% | 24 | 100% |
| 8 | 20 | 21% | 77 | 79% | 0 | 0% | 97 | 100% |
| 9 | 2 | 14% | 12 | 86% | 0 | 0% | 14 | 100% |
| 10 | 10 | 20% | 39 | 80% | 0 | 0% | 49 | 100% |
| 11 | 6 | 38% | 10 | 63% | 0 | 0% | 16 | 100% |
| 12 | 2 | 18% | 9 | 82% | 0 | 0% | 11 | 100% |
| 13 | 2 | 13% | 13 | 87% | 0 | 0% | 15 | 100% |
| 14 | 2 | 29% | 5 | 71% | 0 | 0% | 7 | 100% |
| 15 | 2 | 18% | 9 | 82% | 0 | 0% | 11 | 100% |
| 16 | 1 | 8% | 11 | 92% | 0 | 0% | 12 | 100% |
| 17 | 20 | 14% | 122 | 85% | 2 | 1% | 144 | 100% |
| 18 | 44 | 21% | 168 | 79% | 0 | 0% | 212 | 100% |
| 19 | 24 | 16% | 122 | 84% | 0 | 0% | 146 | 100% |
| 20 | 9 | 21% | 34 | 79% | 0 | 0% | 43 | 100% |
| 21 | 31 | 38% | 51 | 62% | 0 | 0% | 82 | 100% |
| 22 | 3 | 33% | 6 | 67% | 0 | 0% | 9 | 100% |
| STATE | 298 | 21% | 1,150 | 79% | 3 | 0% | 1,451 | 100% |

Note: Percentages may not total 100 percent because of rounding.

**Table 71:
Colorado State Juvenile Regular Probation
New Clients by Age
Fiscal Year 2022**

| TYPE: | 10-14 Years | | 15 Years | | 16 Years | | 17 Years | | ¹ 18+ Years | | Unknown | | TOTAL NEW CLIENTS | |
|----------|-------------|-----|----------|-----|----------|-----|----------|-----|------------------------|-----|---------|----|-------------------|------|
| DISTRICT | Number | % | Number | % | Number | % | Number | % | Number | % | Number | % | Number | % |
| 1 | 12 | 9% | 16 | 13% | 30 | 24% | 35 | 28% | 34 | 27% | 0 | 0% | 127 | 100% |
| 2J | 21 | 14% | 25 | 16% | 25 | 16% | 45 | 29% | 38 | 25% | 0 | 0% | 154 | 100% |
| 3 | 2 | 20% | 0 | 0% | 2 | 20% | 3 | 30% | 3 | 30% | 0 | 0% | 10 | 100% |
| 4 | 42 | 19% | 43 | 19% | 35 | 16% | 54 | 24% | 51 | 23% | 0 | 0% | 225 | 100% |
| 5 | 9 | 29% | 6 | 19% | 2 | 6% | 9 | 29% | 5 | 16% | 0 | 0% | 31 | 100% |
| 6 | 5 | 42% | 2 | 17% | 3 | 25% | 1 | 8% | 1 | 8% | 0 | 0% | 12 | 100% |
| 7 | 6 | 25% | 2 | 8% | 7 | 29% | 5 | 21% | 4 | 17% | 0 | 0% | 24 | 100% |
| 8 | 21 | 22% | 19 | 20% | 20 | 21% | 26 | 27% | 11 | 11% | 0 | 0% | 97 | 100% |
| 9 | 4 | 29% | 3 | 21% | 2 | 14% | 3 | 21% | 2 | 14% | 0 | 0% | 14 | 100% |
| 10 | 8 | 16% | 4 | 8% | 11 | 22% | 12 | 24% | 14 | 29% | 0 | 0% | 49 | 100% |
| 11 | 3 | 19% | 4 | 25% | 3 | 19% | 2 | 13% | 4 | 25% | 0 | 0% | 16 | 100% |
| 12 | 0 | 0% | 0 | 0% | 2 | 18% | 3 | 27% | 6 | 55% | 0 | 0% | 11 | 100% |
| 13 | 4 | 27% | 2 | 13% | 3 | 20% | 3 | 20% | 3 | 20% | 0 | 0% | 15 | 100% |
| 14 | 0 | 0% | 0 | 0% | 3 | 43% | 2 | 29% | 2 | 29% | 0 | 0% | 7 | 100% |
| 15 | 3 | 27% | 0 | 0% | 4 | 36% | 2 | 18% | 2 | 18% | 0 | 0% | 11 | 100% |
| 16 | 2 | 17% | 3 | 25% | 5 | 42% | 1 | 8% | 1 | 8% | 0 | 0% | 12 | 100% |
| 17 | 15 | 10% | 20 | 14% | 23 | 16% | 35 | 24% | 51 | 35% | 0 | 0% | 144 | 100% |
| 18 | 19 | 9% | 36 | 17% | 46 | 22% | 52 | 25% | 59 | 28% | 0 | 0% | 212 | 100% |
| 19 | 35 | 24% | 29 | 20% | 22 | 15% | 24 | 16% | 36 | 25% | 0 | 0% | 146 | 100% |
| 20 | 12 | 28% | 8 | 19% | 7 | 16% | 6 | 14% | 10 | 23% | 0 | 0% | 43 | 100% |
| 21 | 25 | 30% | 21 | 26% | 12 | 15% | 13 | 16% | 11 | 13% | 0 | 0% | 82 | 100% |
| 22 | 1 | 11% | 2 | 22% | 0 | 0% | 1 | 11% | 5 | 56% | 0 | 0% | 9 | 100% |
| STATE | 249 | 17% | 245 | 17% | 267 | 18% | 337 | 23% | 353 | 24% | 0 | 0% | 1,451 | 100% |

¹18+ Years: Youth in this category committed their crime while still under the age of 18 but were new to probation after they turned 18.

Note: Percentages may not total 100 percent because of rounding.

**Table 72:
Colorado State Juvenile Regular Probation
New Clients by Ethnic Group¹
Fiscal Year 2022**

| TYPE: DISTRICT | Caucasian | | African American | | Asian | | Hispanic | | Native American | | Other | | TOTAL NEW CLIENTS | |
|-------------------|-----------|------|------------------|-----|-------|----|----------|-----|-----------------|-----|--------|-----|-------------------|------|
| | Number | % | Number | % | Asian | % | Number | % | Number | % | Number | % | Number | % |
| 1 | 98 | 77% | 10 | 8% | 2 | 2% | 10 | 8% | 1 | 1% | 6 | 5% | 127 | 100% |
| 2J | 46 | 30% | 46 | 30% | 2 | 1% | 51 | 33% | 1 | 1% | 8 | 5% | 154 | 100% |
| 3 | 9 | 90% | 0 | 0% | 0 | 0% | 1 | 10% | 0 | 0% | 0 | 0% | 10 | 100% |
| 4 | 153 | 68% | 45 | 20% | 2 | 1% | 13 | 6% | 1 | 0% | 11 | 5% | 225 | 100% |
| 5 | 19 | 61% | 0 | 0% | 0 | 0% | 7 | 23% | 0 | 0% | 5 | 16% | 31 | 100% |
| 6 | 4 | 33% | 0 | 0% | 0 | 0% | 4 | 33% | 1 | 8% | 3 | 25% | 12 | 100% |
| 7 | 21 | 88% | 0 | 0% | 0 | 0% | 1 | 4% | 0 | 0% | 2 | 8% | 24 | 100% |
| 8 | 81 | 84% | 5 | 5% | 1 | 1% | 7 | 7% | 0 | 0% | 3 | 3% | 97 | 100% |
| 9 | 11 | 79% | 0 | 0% | 1 | 7% | 0 | 0% | 0 | 0% | 2 | 14% | 14 | 100% |
| 10 | 33 | 67% | 0 | 0% | 0 | 0% | 10 | 20% | 0 | 0% | 6 | 12% | 49 | 100% |
| 11 | 12 | 75% | 1 | 6% | 0 | 0% | 3 | 19% | 0 | 0% | 0 | 0% | 16 | 100% |
| 12 | 11 | 100% | 0 | 0% | 0 | 0% | 0 | 0% | 0 | 0% | 0 | 0% | 11 | 100% |
| 13 | 11 | 73% | 1 | 7% | 0 | 0% | 3 | 20% | 0 | 0% | 0 | 0% | 15 | 100% |
| 14 | 5 | 71% | 0 | 0% | 0 | 0% | 1 | 14% | 0 | 0% | 1 | 14% | 7 | 100% |
| 15 | 10 | 91% | 0 | 0% | 0 | 0% | 1 | 9% | 0 | 0% | 0 | 0% | 11 | 100% |
| 16 | 5 | 42% | 0 | 0% | 0 | 0% | 3 | 25% | 0 | 0% | 4 | 33% | 12 | 100% |
| 17 | 102 | 71% | 21 | 15% | 3 | 2% | 12 | 8% | 1 | 1% | 5 | 3% | 144 | 100% |
| 18 | 99 | 47% | 51 | 24% | 3 | 1% | 44 | 21% | 1 | 0% | 14 | 7% | 212 | 100% |
| 19 | 116 | 79% | 6 | 4% | 2 | 1% | 20 | 14% | 0 | 0% | 2 | 1% | 146 | 100% |
| 20 | 34 | 79% | 6 | 14% | 0 | 0% | 2 | 5% | 1 | 2% | 0 | 0% | 43 | 100% |
| 21 | 67 | 82% | 4 | 5% | 1 | 1% | 7 | 9% | 0 | 0% | 3 | 4% | 82 | 100% |
| 22 | 4 | 44% | 1 | 11% | 0 | 0% | 1 | 11% | 3 | 33% | 0 | 0% | 9 | 100% |
| STATE | 951 | 66% | 197 | 14% | 17 | 1% | 201 | 14% | 10 | 1% | 75 | 5% | 1,451 | 100% |

¹ **Ethnic Group:** This data is entered by court staff from information provided in the summons, affidavit, arrest report or complaint filed by the district attorney.

Note: Percentages may not total 100 percent because of rounding.

**Table 73:
Colorado State Juvenile Regular Probation
Successful/Unsuccessful Terminations
Fiscal Year 2022**

| TYPE: | SUCCESSFUL TERMINATIONS ¹ | | UNSUCCESSFUL TERMINATIONS ² | | | | TOTAL TERMINATIONS ³ | |
|----------|--------------------------------------|------|--|-----|-----------|-----|---------------------------------|------|
| | Successful | | Revoked | | Absconded | | | |
| DISTRICT | Number | % | Number | % | Number | % | Number | % |
| 1 | 74 | 80% | 14 | 15% | 5 | 5% | 93 | 100% |
| 2J | 102 | 76% | 24 | 18% | 9 | 7% | 135 | 100% |
| 3 | 3 | 60% | 1 | 20% | 1 | 20% | 5 | 100% |
| 4 | 226 | 77% | 45 | 15% | 21 | 7% | 292 | 100% |
| 5 | 21 | 100% | 0 | 0% | 0 | 0% | 21 | 100% |
| 6 | 5 | 83% | 1 | 17% | 0 | 0% | 6 | 100% |
| 7 | 13 | 87% | 1 | 7% | 1 | 7% | 15 | 100% |
| 8 | 67 | 65% | 34 | 33% | 2 | 2% | 103 | 100% |
| 9 | 25 | 93% | 2 | 7% | 0 | 0% | 27 | 100% |
| 10 | 28 | 68% | 11 | 27% | 2 | 5% | 41 | 100% |
| 11 | 13 | 81% | 3 | 19% | 0 | 0% | 16 | 100% |
| 12 | 16 | 84% | 2 | 11% | 1 | 5% | 19 | 100% |
| 13 | 26 | 100% | 0 | 0% | 0 | 0% | 26 | 100% |
| 14 | 11 | 100% | 0 | 0% | 0 | 0% | 11 | 100% |
| 15 | 5 | 100% | 0 | 0% | 0 | 0% | 5 | 100% |
| 16 | 3 | 75% | 1 | 25% | 0 | 0% | 4 | 100% |
| 17 | 83 | 66% | 33 | 26% | 9 | 7% | 125 | 100% |
| 18 | 162 | 78% | 32 | 15% | 14 | 7% | 208 | 100% |
| 19 | 116 | 82% | 22 | 15% | 4 | 3% | 142 | 100% |
| 20 | 30 | 75% | 10 | 25% | 0 | 0% | 40 | 100% |
| 21 | 62 | 73% | 13 | 15% | 10 | 12% | 85 | 100% |
| 22 | 5 | 100% | 0 | 0% | 0 | 0% | 5 | 100% |
| STATE | 1,096 | 77% | 249 | 17% | 79 | 6% | 1,424 | 100% |

¹**Successful Terminations:** This column includes those probationers supervised by the state who terminated successfully.

²**Unsuccessful Terminations:** This column includes those probationers who were revoked or absconded. A revocation is defined as a termination from probation supervision for a technical violation, new misdemeanor, or new felony. Absconded refers to probationers who become fugitives and are no longer compliant with probation supervision.

³**Total Terminations:** This table includes: successful, revocations and absconders from probation supervision. Additional types of juvenile probation closures are included in Table 74.

Note: Percentages may not total 100 percent because of rounding.

**Table 74:
Colorado State Juvenile Regular Probation
All Probation Supervision Closure Types
Fiscal Year 2022**

| TYPE: DISTRICT | Successful | | Revoked | | Absconded | | Community Corrections Discharge | | Deported | | Death | | Administrative Closure | | TOTAL CLOSURES | | Change of Venue ¹ | |
|-------------------|------------|------|---------|-----|-----------|-----|---------------------------------------|----|----------|----|--------|----|---------------------------|----|-------------------|------|------------------------------|-------|
| | Number | % | Number | % | Number | % | Number | % | Number | % | Number | % | Number | % | Number | % | Number | % |
| 1 | 74 | 78% | 14 | 15% | 5 | 5% | 0 | 0% | 0 | 0% | 2 | 2% | 0 | 0% | 95 | 100% | 28 | 1 |
| 2J | 102 | 74% | 24 | 18% | 9 | 7% | 0 | 0% | 0 | 0% | 0 | 0% | 2 | 1% | 137 | 100% | 27 | 2J |
| 3 | 3 | 60% | 1 | 20% | 1 | 20% | 0 | 0% | 0 | 0% | 0 | 0% | 0 | 0% | 5 | 100% | 0 | 3 |
| 4 | 226 | 77% | 45 | 15% | 21 | 7% | 0 | 0% | 0 | 0% | 1 | 0% | 0 | 0% | 293 | 100% | 24 | 4 |
| 5 | 21 | 100% | 0 | 0% | 0 | 0% | 0 | 0% | 0 | 0% | 0 | 0% | 0 | 0% | 21 | 100% | 3 | 5 |
| 6 | 5 | 83% | 1 | 17% | 0 | 0% | 0 | 0% | 0 | 0% | 0 | 0% | 0 | 0% | 6 | 100% | 0 | 6 |
| 7 | 13 | 87% | 1 | 7% | 1 | 7% | 0 | 0% | 0 | 0% | 0 | 0% | 0 | 0% | 15 | 100% | 0 | 7 |
| 8 | 67 | 65% | 34 | 33% | 2 | 2% | 0 | 0% | 0 | 0% | 0 | 0% | 0 | 0% | 103 | 100% | 11 | 8 |
| 9 | 25 | 93% | 2 | 7% | 0 | 0% | 0 | 0% | 0 | 0% | 0 | 0% | 0 | 0% | 27 | 100% | 0 | 9 |
| 10 | 28 | 67% | 11 | 26% | 2 | 5% | 0 | 0% | 0 | 0% | 1 | 2% | 0 | 0% | 42 | 100% | 2 | 10 |
| 11 | 13 | 81% | 3 | 19% | 0 | 0% | 0 | 0% | 0 | 0% | 0 | 0% | 0 | 0% | 16 | 100% | 4 | 11 |
| 12 | 16 | 84% | 2 | 11% | 1 | 5% | 0 | 0% | 0 | 0% | 0 | 0% | 0 | 0% | 19 | 100% | 0 | 12 |
| 13 | 26 | 96% | 0 | 0% | 0 | 0% | 0 | 0% | 0 | 0% | 0 | 0% | 1 | 4% | 27 | 100% | 0 | 13 |
| 14 | 11 | 85% | 0 | 0% | 0 | 0% | 0 | 0% | 0 | 0% | 1 | 8% | 1 | 8% | 13 | 100% | 0 | 14 |
| 15 | 5 | 100% | 0 | 0% | 0 | 0% | 0 | 0% | 0 | 0% | 0 | 0% | 0 | 0% | 5 | 100% | 4 | 15 |
| 16 | 3 | 75% | 1 | 25% | 0 | 0% | 0 | 0% | 0 | 0% | 0 | 0% | 0 | 0% | 4 | 100% | 0 | 16 |
| 17 | 83 | 64% | 33 | 25% | 9 | 7% | 0 | 0% | 0 | 0% | 3 | 2% | 2 | 2% | 130 | 100% | 34 | 17 |
| 18 | 162 | 78% | 32 | 15% | 14 | 7% | 0 | 0% | 0 | 0% | 1 | 0% | 0 | 0% | 209 | 100% | 32 | 18 |
| 19 | 116 | 79% | 22 | 15% | 4 | 3% | 0 | 0% | 0 | 0% | 2 | 1% | 2 | 1% | 146 | 100% | 16 | 19 |
| 20 | 30 | 75% | 10 | 25% | 0 | 0% | 0 | 0% | 0 | 0% | 0 | 0% | 0 | 0% | 40 | 100% | 3 | 20 |
| 21 | 62 | 73% | 13 | 15% | 10 | 12% | 0 | 0% | 0 | 0% | 0 | 0% | 0 | 0% | 85 | 100% | 4 | 21 |
| 22 | 5 | 100% | 0 | 0% | 0 | 0% | 0 | 0% | 0 | 0% | 0 | 0% | 0 | 0% | 5 | 100% | 1 | 22 |
| STATE | 1,096 | 76% | 249 | 17% | 79 | 5% | 0 | 0% | 0 | 0% | 11 | 1% | 8 | 1% | 1,443 | 100% | 193 | STATE |

¹**Change of Venue:** Beginning in FY 2008 change of venue cases were removed from "Total Closures" because they are accounted for within the existing closure categories. They are reported separately to track change of venue cases transferred between courts.

Note: Percentages may not total 100 percent because of rounding.

**Table 75:
Colorado State Juvenile Regular Probation
Type of Revocation
Fiscal Year 2022**

| TYPE: DISTRICT | New Felony ¹ | | New Misdemeanor ² | | Technical ³ | | TOTAL REVOCATIONS ⁴ | |
|-------------------|-------------------------|-----|------------------------------|------|------------------------|------|--------------------------------|------|
| | Number | % | Number | % | Number | % | Number | % |
| 1 | 2 | 14% | 3 | 21% | 9 | 64% | 14 | 100% |
| 2J | 9 | 38% | 2 | 8% | 13 | 54% | 24 | 100% |
| 3 | 0 | 0% | 1 | 100% | 0 | 0% | 1 | 100% |
| 4 | 13 | 29% | 7 | 16% | 25 | 56% | 45 | 100% |
| 5 | 0 | 0% | 0 | 0% | 0 | 0% | 0 | 0% |
| 6 | 0 | 0% | 0 | 0% | 1 | 100% | 1 | 100% |
| 7 | 0 | 0% | 1 | 100% | 0 | 0% | 1 | 100% |
| 8 | 1 | 3% | 8 | 24% | 25 | 74% | 34 | 100% |
| 9 | 0 | 0% | 1 | 50% | 1 | 50% | 2 | 100% |
| 10 | 5 | 45% | 1 | 9% | 5 | 45% | 11 | 100% |
| 11 | 2 | 67% | 1 | 33% | 0 | 0% | 3 | 100% |
| 12 | 0 | 0% | 0 | 0% | 2 | 100% | 2 | 100% |
| 13 | 0 | 0% | 0 | 0% | 0 | 0% | 0 | 0% |
| 14 | 0 | 0% | 0 | 0% | 0 | 0% | 0 | 0% |
| 15 | 0 | 0% | 0 | 0% | 0 | 0% | 0 | 0% |
| 16 | 0 | 0% | 0 | 0% | 1 | 100% | 1 | 100% |
| 17 | 12 | 36% | 6 | 18% | 15 | 45% | 33 | 100% |
| 18 | 14 | 44% | 7 | 22% | 11 | 34% | 32 | 100% |
| 19 | 4 | 18% | 2 | 9% | 16 | 73% | 22 | 100% |
| 20 | 1 | 10% | 1 | 10% | 8 | 80% | 10 | 100% |
| 21 | 2 | 15% | 2 | 15% | 9 | 69% | 13 | 100% |
| 22 | 0 | 0% | 0 | 0% | 0 | 0% | 0 | 0% |
| STATE | 65 | 26% | 43 | 17% | 141 | 57% | 249 | 100% |

¹**New Felony:** Includes revocations for a new felony offense committed while on probation supervision.

²**New Misdemeanor:** Includes revocations for a new misdemeanor offense committed while on probation supervision.

³**Technical:** Includes revocations for technical probation supervision violations (e.g. drug use, non-compliance).

⁴**Total Revocations:** Total includes all felony, misdemeanor, and technical violations resulting in a revocation from probation.

Note: Percentages may not total 100 percent because of rounding.

**Table 76:
Colorado State Juvenile Regular Probation
Length of Stay
Fiscal Year 2022**

| TYPE: | 0-3 months | | 4-6 months | | 7-12 months | | 13-18 months | | 19-24 months | | 25 + months | | TOTAL CLOSURES | |
|----------|------------|-----|------------|-----|-------------|-----|--------------|-----|--------------|-----|-------------|-----|----------------|------|
| DISTRICT | Number | % | Number | % | Number | % | Number | % | Number | % | Number | % | Number | % |
| 1 | 18 | 19% | 8 | 9% | 30 | 31% | 15 | 15% | 14 | 15% | 11 | 11% | 95 | 100% |
| 2J | 13 | 10% | 20 | 15% | 47 | 34% | 20 | 15% | 21 | 15% | 16 | 12% | 137 | 100% |
| 3 | 0 | 0% | 1 | 20% | 4 | 80% | 0 | 0% | 0 | 0% | 0 | 0% | 5 | 100% |
| 4 | 17 | 6% | 19 | 7% | 100 | 34% | 55 | 19% | 50 | 17% | 52 | 18% | 293 | 100% |
| 5 | 4 | 17% | 1 | 4% | 6 | 29% | 4 | 21% | 4 | 17% | 3 | 13% | 21 | 100% |
| 6 | 0 | 0% | 0 | 0% | 2 | 33% | 1 | 17% | 0 | 0% | 3 | 50% | 6 | 100% |
| 7 | 0 | 0% | 1 | 6% | 6 | 38% | 4 | 25% | 3 | 19% | 2 | 13% | 15 | 100% |
| 8 | 13 | 12% | 7 | 7% | 29 | 28% | 26 | 25% | 14 | 14% | 14 | 14% | 103 | 100% |
| 9 | 0 | 0% | 2 | 7% | 13 | 48% | 3 | 11% | 5 | 19% | 4 | 15% | 27 | 100% |
| 10 | 5 | 11% | 9 | 22% | 8 | 18% | 7 | 17% | 9 | 21% | 5 | 11% | 42 | 100% |
| 11 | 2 | 10% | 2 | 10% | 6 | 35% | 4 | 25% | 2 | 10% | 2 | 10% | 16 | 100% |
| 12 | 1 | 5% | 2 | 11% | 6 | 32% | 3 | 16% | 5 | 26% | 2 | 11% | 19 | 100% |
| 13 | 0 | 0% | 3 | 11% | 6 | 22% | 7 | 26% | 5 | 19% | 6 | 22% | 27 | 100% |
| 14 | 1 | 7% | 1 | 7% | 3 | 21% | 0 | 0% | 7 | 50% | 2 | 14% | 13 | 100% |
| 15 | 1 | 11% | 1 | 22% | 2 | 33% | 1 | 11% | 0 | 0% | 1 | 22% | 5 | 100% |
| 16 | 0 | 0% | 0 | 0% | 3 | 75% | 1 | 25% | 0 | 0% | 0 | 0% | 4 | 100% |
| 17 | 11 | 9% | 17 | 13% | 44 | 34% | 19 | 15% | 18 | 14% | 21 | 16% | 130 | 100% |
| 18 | 22 | 11% | 22 | 11% | 69 | 33% | 27 | 13% | 25 | 12% | 44 | 21% | 209 | 100% |
| 19 | 10 | 7% | 30 | 21% | 52 | 36% | 24 | 17% | 11 | 7% | 19 | 13% | 146 | 100% |
| 20 | 2 | 5% | 7 | 18% | 15 | 39% | 8 | 20% | 3 | 7% | 5 | 11% | 40 | 100% |
| 21 | 8 | 9% | 13 | 16% | 27 | 32% | 14 | 17% | 10 | 12% | 13 | 16% | 85 | 101% |
| 22 | 0 | 0% | 2 | 33% | 1 | 17% | 2 | 33% | 0 | 0% | 0 | 0% | 5 | 83% |
| STATE | 125 | 9% | 169 | 12% | 477 | 33% | 245 | 17% | 204 | 14% | 222 | 15% | 1,443 | 100% |

Note: Percentages may not total 100 percent because of rounding.

**Table 77:
Colorado State Juvenile Regular Probation
Active Client Risk¹ Levels on June 30, 2022
Fiscal Year 2022**

| Risk Levels: | New: w/in the first 30 days of supervision start date | | Maximum | | Medium | | Minimum | | Administrative | | Automated Reporting Program (ARP) | | Community Corrections | | Interstate Transfer to Another State | | TOTAL STATE JUVENILE CLIENTS | |
|--------------|---|-----|---------|-----|--------|-----|---------|-----|----------------|-----|-----------------------------------|----|-----------------------|----|--------------------------------------|-----|------------------------------|------|
| | Number | % | Number | % | Number | % | Number | % | Number | % | Number | % | Number | % | Number | % | Number | % |
| 1 | 2 | 1% | 21 | 15% | 62 | 43% | 39 | 27% | 15 | 10% | 0 | 0% | 1 | 1% | 4 | 3% | 144 | 100% |
| 2J | 4 | 2% | 59 | 32% | 48 | 26% | 44 | 24% | 30 | 16% | 0 | 0% | 0 | 0% | 0 | 0% | 185 | 100% |
| 3 | 1 | 6% | 4 | 22% | 11 | 61% | 1 | 6% | 1 | 6% | 0 | 0% | 0 | 0% | 0 | 0% | 18 | 100% |
| 4 | 5 | 1% | 25 | 6% | 136 | 32% | 166 | 39% | 65 | 15% | 0 | 0% | 2 | 0% | 23 | 5% | 422 | 100% |
| 5 | 1 | 3% | 10 | 29% | 19 | 56% | 4 | 12% | 0 | 0% | 0 | 0% | 0 | 0% | 0 | 0% | 34 | 100% |
| 6 | 0 | 0% | 4 | 17% | 8 | 33% | 11 | 46% | 0 | 0% | 0 | 0% | 1 | 4% | 0 | 0% | 24 | 100% |
| 7 | 1 | 3% | 16 | 40% | 7 | 18% | 15 | 38% | 1 | 3% | 0 | 0% | 0 | 0% | 0 | 0% | 40 | 100% |
| 8 | 3 | 3% | 40 | 34% | 43 | 37% | 21 | 18% | 7 | 6% | 0 | 0% | 0 | 0% | 3 | 3% | 117 | 100% |
| 9 | 0 | 0% | 11 | 27% | 7 | 17% | 16 | 39% | 6 | 15% | 0 | 0% | 1 | 2% | 0 | 0% | 41 | 100% |
| 10 | 6 | 10% | 12 | 21% | 20 | 34% | 11 | 19% | 8 | 14% | 0 | 0% | 0 | 0% | 1 | 2% | 58 | 100% |
| 11 | 1 | 4% | 5 | 20% | 5 | 20% | 7 | 28% | 4 | 16% | 0 | 0% | 0 | 0% | 3 | 12% | 25 | 100% |
| 12 | 0 | 0% | 4 | 29% | 3 | 21% | 3 | 21% | 3 | 21% | 0 | 0% | 0 | 0% | 1 | 7% | 14 | 100% |
| 13 | 1 | 3% | 7 | 22% | 15 | 47% | 4 | 13% | 2 | 6% | 0 | 0% | 1 | 3% | 2 | 6% | 32 | 100% |
| 14 | 0 | 0% | 2 | 14% | 1 | 7% | 11 | 79% | 0 | 0% | 0 | 0% | 0 | 0% | 0 | 0% | 14 | 100% |
| 15 | 0 | 0% | 4 | 25% | 7 | 44% | 5 | 31% | 0 | 0% | 0 | 0% | 0 | 0% | 0 | 0% | 16 | 100% |
| 16 | 0 | 0% | 6 | 30% | 2 | 10% | 10 | 50% | 2 | 10% | 0 | 0% | 0 | 0% | 0 | 0% | 20 | 100% |
| 17 | 5 | 2% | 35 | 17% | 72 | 34% | 58 | 27% | 35 | 17% | 0 | 0% | 0 | 0% | 6 | 3% | 211 | 100% |
| 18 | 6 | 2% | 29 | 10% | 122 | 42% | 84 | 29% | 40 | 14% | 0 | 0% | 2 | 1% | 5 | 2% | 288 | 100% |
| 19 | 1 | 0% | 24 | 11% | 111 | 52% | 55 | 26% | 19 | 9% | 0 | 0% | 2 | 1% | 3 | 1% | 215 | 100% |
| 20 | 0 | 0% | 13 | 21% | 26 | 41% | 14 | 22% | 5 | 8% | 0 | 0% | 3 | 5% | 2 | 3% | 63 | 100% |
| 21 | 0 | 0% | 14 | 13% | 39 | 36% | 35 | 32% | 14 | 13% | 0 | 0% | 3 | 3% | 3 | 3% | 108 | 100% |
| 22 | 0 | 0% | 3 | 30% | 5 | 50% | 2 | 20% | 0 | 0% | 0 | 0% | 0 | 0% | 0 | 0% | 10 | 100% |
| STATE | 37 | 2% | 348 | 17% | 769 | 37% | 616 | 29% | 257 | 12% | 0 | 0% | 16 | 1% | 56 | 3% | 2,099 | 100% |

¹**Active Client Risk Levels:** This data includes regular juvenile supervision, juvenile sex offender, problem solving court and mental disorder clients. Detailed supervision levels for each regular juvenile supervision, juveniles who have committed sexual offenses, problem solving court and mental disorder clients can be found on Tables 78 and 79.

Note: Percentages may not total 100 percents because of rounding.

**Table 78:
Colorado State Juvenile Regular Probation
Active Regular Juvenile and Juveniles Who Have Committed Sexual Offenses
Client Risk Levels on June 30, 2022
Fiscal Year 2022**

| Risk Level: | Regular Juvenile Supervision | | | | | | | | | |
|-----------------|------------------------------|-----|----------------|-----|-----------------|-----|--------------------------------|-----|---------------|------|
| | Regular Maximum | | Regular Medium | | Regular Minimum | | Regular Administrative and ARP | | Regular Total | |
| | Number | % | Number | % | Number | % | Number | % | Number | % |
| DISTRICT | | | | | | | | | | |
| 1 | 11 | 11% | 38 | 39% | 33 | 34% | 15 | 15% | 97 | 100% |
| 2J | 41 | 32% | 36 | 28% | 21 | 16% | 30 | 23% | 128 | 100% |
| 3 | 4 | 27% | 9 | 60% | 1 | 7% | 1 | 7% | 15 | 100% |
| 4 | 21 | 7% | 98 | 31% | 137 | 43% | 65 | 20% | 321 | 100% |
| 5 | 8 | 32% | 13 | 52% | 4 | 16% | 0 | 0% | 25 | 100% |
| 6 | 1 | 5% | 8 | 42% | 10 | 53% | 0 | 0% | 19 | 100% |
| 7 | 14 | 40% | 7 | 20% | 13 | 37% | 1 | 3% | 35 | 100% |
| 8 | 27 | 28% | 43 | 45% | 19 | 20% | 7 | 7% | 96 | 100% |
| 9 | 11 | 33% | 7 | 21% | 9 | 27% | 6 | 18% | 33 | 100% |
| 10 | 11 | 26% | 18 | 42% | 6 | 14% | 8 | 19% | 43 | 100% |
| 11 | 3 | 19% | 4 | 25% | 5 | 31% | 4 | 25% | 16 | 100% |
| 12 | 3 | 25% | 3 | 25% | 3 | 25% | 3 | 25% | 12 | 100% |
| 13 | 2 | 12% | 12 | 71% | 2 | 12% | 1 | 6% | 17 | 100% |
| 14 | 2 | 17% | 1 | 8% | 9 | 75% | 0 | 0% | 12 | 100% |
| 15 | 4 | 29% | 6 | 43% | 4 | 29% | 0 | 0% | 14 | 100% |
| 16 | 5 | 29% | 2 | 12% | 8 | 47% | 2 | 12% | 17 | 100% |
| 17 | 28 | 17% | 62 | 37% | 43 | 26% | 35 | 21% | 168 | 100% |
| 18 | 18 | 8% | 109 | 48% | 61 | 27% | 39 | 17% | 227 | 100% |
| 19 | 13 | 8% | 76 | 47% | 53 | 33% | 19 | 12% | 161 | 100% |
| 20 | 11 | 22% | 22 | 45% | 11 | 22% | 5 | 10% | 49 | 100% |
| 21 | 10 | 11% | 37 | 41% | 30 | 33% | 14 | 15% | 91 | 100% |
| 22 | 3 | 30% | 5 | 50% | 2 | 20% | 0 | 0% | 10 | 100% |
| STATE | 251 | 16% | 616 | 38% | 484 | 30% | 255 | 16% | 1,606 | 100% |

| Risk Level: | Juveniles Who Have Committed Sexual Offenses (JSO) ¹ | | | | | | | | | |
|-----------------|---|------|------------|------|-------------|------|--------------------|-----|-----------|------|
| | JSO Maximum | | JSO Medium | | JSO Minimum | | JSO Administrative | | JSO Total | |
| | Number | % | Number | % | Number | % | Number | % | Number | % |
| DISTRICT | | | | | | | | | | |
| 1 | 10 | 25% | 24 | 60% | 6 | 15% | 0 | 0% | 40 | 100% |
| 2J | 10 | 24% | 11 | 26% | 21 | 50% | 0 | 0% | 42 | 100% |
| 3 | 0 | 0% | 1 | 100% | 0 | 0% | 0 | 0% | 1 | 100% |
| 4 | 4 | 6% | 38 | 54% | 29 | 41% | 0 | 0% | 71 | 100% |
| 5 | 2 | 25% | 6 | 75% | 0 | 0% | 0 | 0% | 8 | 100% |
| 6 | 3 | 75% | 0 | 0% | 1 | 25% | 0 | 0% | 4 | 100% |
| 7 | 2 | 50% | 0 | 0% | 2 | 50% | 0 | 0% | 4 | 100% |
| 8 | 8 | 80% | 0 | 0% | 2 | 20% | 0 | 0% | 10 | 100% |
| 9 | 0 | 0% | 0 | 0% | 7 | 100% | 0 | 0% | 7 | 100% |
| 10 | 1 | 13% | 2 | 25% | 5 | 63% | 0 | 0% | 8 | 100% |
| 11 | 2 | 40% | 1 | 20% | 2 | 40% | 0 | 0% | 5 | 100% |
| 12 | 1 | 100% | 0 | 0% | 0 | 0% | 0 | 0% | 1 | 100% |
| 13 | 4 | 50% | 1 | 13% | 2 | 25% | 1 | 13% | 8 | 100% |
| 14 | 0 | 0% | 0 | 0% | 2 | 100% | 0 | 0% | 2 | 100% |
| 15 | 0 | 0% | 1 | 50% | 1 | 50% | 0 | 0% | 2 | 100% |
| 16 | 1 | 33% | 0 | 0% | 2 | 67% | 0 | 0% | 3 | 100% |
| 17 | 2 | 7% | 10 | 37% | 15 | 56% | 0 | 0% | 27 | 100% |
| 18 | 11 | 28% | 6 | 15% | 23 | 58% | 0 | 0% | 40 | 100% |
| 19 | 7 | 20% | 28 | 80% | 0 | 0% | 0 | 0% | 35 | 100% |
| 20 | 1 | 20% | 1 | 20% | 3 | 60% | 0 | 0% | 5 | 100% |
| 21 | 4 | 36% | 2 | 18% | 5 | 45% | 0 | 0% | 11 | 100% |
| 22 | 0 | 0% | 0 | 0% | 0 | 0% | 0 | 0% | 0 | 0% |
| STATE | 73 | 22% | 132 | 40% | 128 | 38% | 1 | 0% | 334 | 100% |

¹This chart does not include juveniles who have committed sexual offenses who have been placed on Juvenile Intensive Supervision Probation (JISP). Colorado does not currently have a Sex Offender Intensive Supervision Program (SOISP) for juveniles who have committed sexual offenses.

Note: Percentages may not total 100 percent because of rounding.

**Table 79:
Colorado State Juvenile Regular Probation
Active Problem Solving Court and Mental Disorder Client Risk Levels
on June 30, 2022
Fiscal Year 2022**

| Risk Level: | Problem Solving Court (PSC) | | | | | | | | | |
|-----------------|-----------------------------|------------|------------|-----------|-------------|------------|--------------------|-----------|-----------|-------------|
| | PSC Maximum | | PSC Medium | | PSC Minimum | | PSC Administrative | | PSC TOTAL | |
| | Number | % | Number | % | Number | % | Number | % | Number | % |
| DISTRICT | | | | | | | | | | |
| 1 | 0 | 0% | 0 | 0% | 0 | 0% | 0 | 0% | 0 | 0% |
| 2J | 8 | 73% | 1 | 9% | 2 | 18% | 0 | 0% | 11 | 100% |
| 3 | 0 | 0% | 0 | 0% | 0 | 0% | 0 | 0% | 0 | 0% |
| 4 | 0 | 0% | 0 | 0% | 0 | 0% | 0 | 0% | 0 | 0% |
| 5 | 0 | 0% | 0 | 0% | 0 | 0% | 0 | 0% | 0 | 0% |
| 6 | 0 | 0% | 0 | 0% | 0 | 0% | 0 | 0% | 0 | 0% |
| 7 | 0 | 0% | 0 | 0% | 0 | 0% | 0 | 0% | 0 | 0% |
| 8 | 5 | 100% | 0 | 0% | 0 | 0% | 0 | 0% | 5 | 100% |
| 9 | 0 | 0% | 0 | 0% | 0 | 0% | 0 | 0% | 0 | 0% |
| 10 | 0 | 0% | 0 | 0% | 0 | 0% | 0 | 0% | 0 | 0% |
| 11 | 0 | 0% | 0 | 0% | 0 | 0% | 0 | 0% | 0 | 0% |
| 12 | 0 | 0% | 0 | 0% | 0 | 0% | 0 | 0% | 0 | 0% |
| 13 | 0 | 0% | 0 | 0% | 0 | 0% | 0 | 0% | 0 | 0% |
| 14 | 0 | 0% | 0 | 0% | 0 | 0% | 0 | 0% | 0 | 0% |
| 15 | 0 | 0% | 0 | 0% | 0 | 0% | 0 | 0% | 0 | 0% |
| 16 | 0 | 0% | 0 | 0% | 0 | 0% | 0 | 0% | 0 | 0% |
| 17 | 5 | 100% | 0 | 0% | 0 | 0% | 0 | 0% | 5 | 100% |
| 18 | 0 | 0% | 0 | 0% | 0 | 0% | 0 | 0% | 0 | 0% |
| 19 | 0 | 0% | 0 | 0% | 0 | 0% | 0 | 0% | 0 | 0% |
| 20 | 0 | 0% | 0 | 0% | 0 | 0% | 0 | 0% | 0 | 0% |
| 21 | 0 | 0% | 0 | 0% | 0 | 0% | 0 | 0% | 0 | 0% |
| 22 | 0 | 0% | 0 | 0% | 0 | 0% | 0 | 0% | 0 | 0% |
| STATE | 18 | 86% | 1 | 5% | 2 | 10% | 0 | 0% | 21 | 100% |

| Risk Level: | Mental Disorder (MD) | | | | | | | | | |
|-----------------|----------------------|------------|-----------|------------|------------|-----------|-------------------|-----------|-----------|-------------|
| | MD Maximum | | MD Medium | | MD Minimum | | MD Administrative | | MD Total | |
| | Number | % | Number | % | Number | % | Number | % | Number | % |
| DISTRICT | | | | | | | | | | |
| 1 | 0 | 0% | 0 | 0% | 0 | 0% | 0 | 0% | 0 | 0% |
| 2J | 0 | 0% | 0 | 0% | 0 | 0% | 0 | 0% | 0 | 0% |
| 3 | 0 | 0% | 1 | 100% | 0 | 0% | 0 | 0% | 1 | 100% |
| 4 | 0 | 0% | 0 | 0% | 0 | 0% | 0 | 0% | 0 | 0% |
| 5 | 0 | 0% | 0 | 0% | 0 | 0% | 0 | 0% | 0 | 0% |
| 6 | 0 | 0% | 0 | 0% | 0 | 0% | 0 | 0% | 0 | 0% |
| 7 | 0 | 0% | 0 | 0% | 0 | 0% | 0 | 0% | 0 | 0% |
| 8 | 0 | 0% | 0 | 0% | 0 | 0% | 0 | 0% | 0 | 0% |
| 9 | 0 | 0% | 0 | 0% | 0 | 0% | 0 | 0% | 0 | 0% |
| 10 | 0 | 0% | 0 | 0% | 0 | 0% | 0 | 0% | 0 | 0% |
| 11 | 0 | 0% | 0 | 0% | 0 | 0% | 0 | 0% | 0 | 0% |
| 12 | 0 | 0% | 0 | 0% | 0 | 0% | 0 | 0% | 0 | 0% |
| 13 | 1 | 33% | 2 | 67% | 0 | 0% | 0 | 0% | 3 | 100% |
| 14 | 0 | 0% | 0 | 0% | 0 | 0% | 0 | 0% | 0 | 0% |
| 15 | 0 | 0% | 0 | 0% | 0 | 0% | 0 | 0% | 0 | 0% |
| 16 | 0 | 0% | 0 | 0% | 0 | 0% | 0 | 0% | 0 | 0% |
| 17 | 0 | 0% | 0 | 0% | 0 | 0% | 0 | 0% | 0 | 0% |
| 18 | 0 | 0% | 7 | 88% | 0 | 0% | 1 | 13% | 8 | 100% |
| 19 | 4 | 31% | 7 | 54% | 2 | 15% | 0 | 0% | 13 | 100% |
| 20 | 1 | 25% | 3 | 75% | 0 | 0% | 0 | 0% | 4 | 100% |
| 21 | 0 | 0% | 0 | 0% | 0 | 0% | 0 | 0% | 0 | 0% |
| 22 | 0 | 0% | 0 | 0% | 0 | 0% | 0 | 0% | 0 | 0% |
| STATE | 6 | 21% | 20 | 69% | 2 | 7% | 1 | 3% | 29 | 100% |

Note: Percentages may not total 100 percent because of rounding.

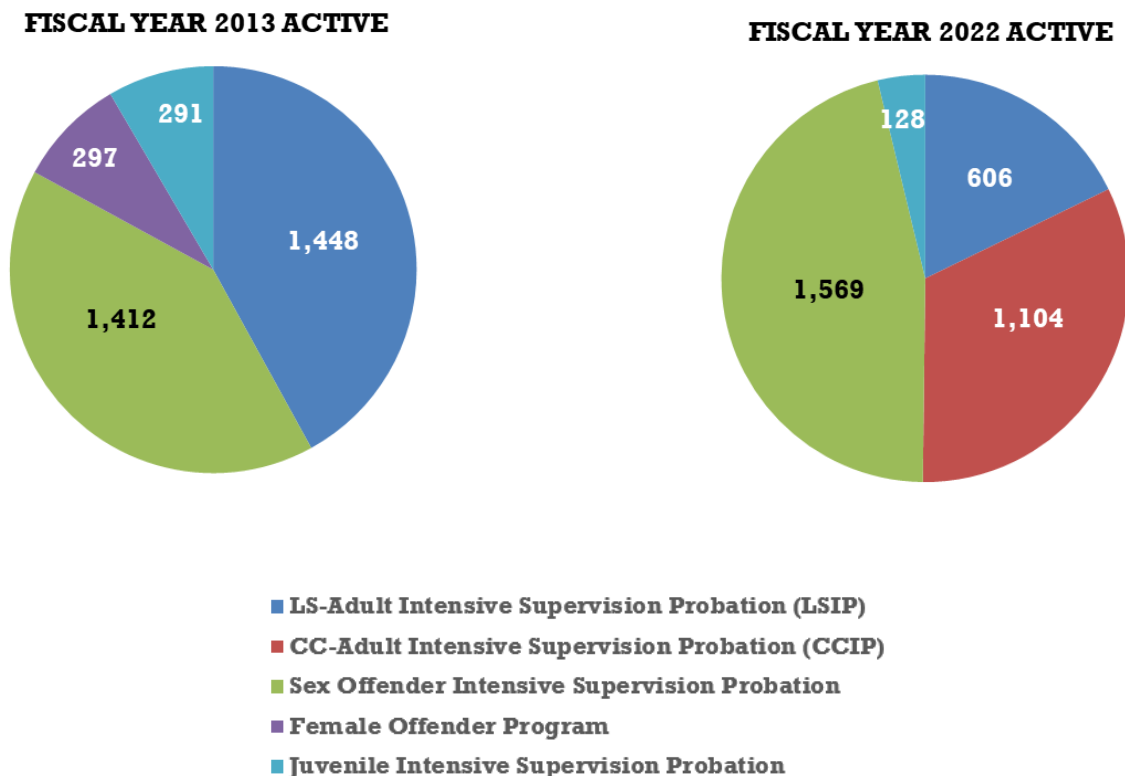
A scenic landscape featuring a stone wall in the foreground, a wooden log structure in the middle ground, and a dense forest of evergreen trees in the background under a blue sky with white clouds.

Intensive Probation


Intensive Probation Programs

Intensive programs are created in statute or otherwise established to provide the courts and probation with community supervision options for higher-risk offenders. Three main goals drive intensive probation programs: to assess criminal risk and target offenders' service needs that relate to ongoing criminal activity; provide the highest level of supervision available; and identify and make referrals for appropriate treatment and services to reduce criminal behavior. Probationers must meet certain criteria, based on assessed risk and need, before being placed in intensive probation programs. These programs offer risk/need assessments, offense-specific treatment, electronic monitoring, and cognitive skills training. Due to the significant number of supervision requirements, and the level of risk, the number of probationers assigned to an intensive program caseload is much lower than regular programs. The sections that follow present detailed and summary information pertaining to each of the intensive programs Colorado Probation employs to effectively supervise its clients.

**Chart 15: Probation Intensive Program Active Population as of June 30
Proportion of Probationers by Intensive Program- Ten Year Comparison**



Note: CC-Adult Intensive Supervision Probation (CCIP) is a new intensive program that began in FY2019.
FOP – Female Offender Program has been phased out and will not be operational beyond FY2020.

The background image shows a lush green forest clearing. In the foreground, there is a stone wall made of large, light-colored rocks. Behind the wall, a wooden structure made of logs is visible, possibly a bench or a small table. The forest is dense with tall, thin evergreen trees. The sky is blue with some white clouds. The overall scene is peaceful and natural.

*LS-Adult Intensive
Supervision Probation
(LSIP)*

LS-Adult Intensive Supervision Probation (LSIP)

Adult Intensive Supervision Probation was implemented statewide in FY 1982 as a community sentencing alternative to incarceration for selected high-risk adult offenders with extensive criminal histories. AISP remains a sentencing option in cases where the offense date occurred before October 1, 2013. Pursuant to HB13-250, offenses committed after October 1, 2013 are subject to eligibility screening and placement in intensive programs, based on the standardized offender assessment (§16-11.5-102, C.R.S.). The AISP program was modified and renamed in 2013, following the passage of HB13-250. LSIP targets the higher risk/lower needs (absence of substance dependence and mental health issues) probationers. The program is designed to address specific criminogenic needs with intensive interventions. The program also requires accountability, with the goals of enhanced public safety through behavior change. A probationer may be enrolled in this program after the initial assessments are completed or when a reassessment indicates the probationer's risk of re-offense has increased, and the probationer meets the acceptance criteria of the intensive program.

In FY 2022 there were 435 probationers placed in LSIP and on June 30, 2022 there were 606 on LSIP. In FY 2022 the program successfully terminated 71 probationers from the LSIP program who might otherwise have served sentences in jail, Community Corrections or the Department of Corrections. Additionally, 101 probationers successfully completed the intensive program and were transferred to regular probation for the remainder of their sentence.

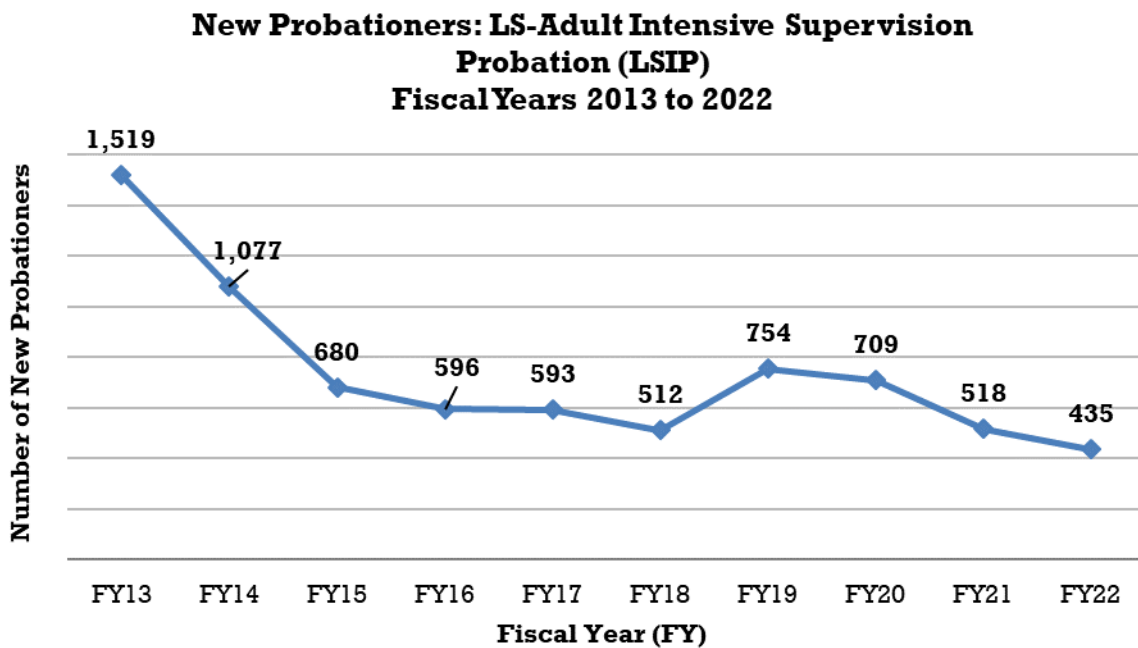


Table 80:
Colorado State Probation Intensive Programs
LS-Adult Intensive Supervision Probation (LSIP)¹
New Clients by Order Type
Fiscal Year 2022

| DISTRICT | Probation | | Courtesy Transfer from other Colorado Probation Districts | | Interstate Transfers to Colorado | | Total New Clients | |
|--------------|------------|------------|---|------------|-------------------------------------|-----------|-------------------|-------------|
| | Number | % | Number | % | Number | % | Number | % |
| 1 | 38 | 86% | 6 | 14% | 0 | 0% | 44 | 100% |
| 2 | 0 | 0% | 0 | 0% | 0 | 0% | 0 | 0% |
| 3 | 0 | 0% | 0 | 0% | 0 | 0% | 0 | 0% |
| 4 | 70 | 96% | 3 | 4% | 0 | 0% | 73 | 100% |
| 5 | 10 | 71% | 4 | 29% | 0 | 0% | 14 | 100% |
| 6 | 0 | 0% | 0 | 0% | 0 | 0% | 0 | 0% |
| 7 | 0 | 0% | 0 | 0% | 0 | 0% | 0 | 0% |
| 8 | 53 | 90% | 6 | 10% | 0 | 0% | 59 | 100% |
| 9 | 0 | 0% | 0 | 0% | 0 | 0% | 0 | 0% |
| 10 | 8 | 100% | 0 | 0% | 0 | 0% | 8 | 100% |
| 11 | 1 | 50% | 1 | 50% | 0 | 0% | 2 | 100% |
| 12 | 1 | 100% | 0 | 0% | 0 | 0% | 1 | 100% |
| 13 | 8 | 62% | 3 | 23% | 2 | 15% | 13 | 100% |
| 14 | 0 | 0% | 0 | 0% | 0 | 0% | 0 | 0% |
| 15 | 0 | 0% | 0 | 0% | 0 | 0% | 0 | 0% |
| 16 | 1 | 100% | 0 | 0% | 0 | 0% | 1 | 100% |
| 17 | 70 | 91% | 7 | 9% | 0 | 0% | 77 | 100% |
| 18 | 47 | 77% | 11 | 18% | 3 | 5% | 61 | 100% |
| 19 | 40 | 83% | 8 | 17% | 0 | 0% | 48 | 100% |
| 20 | 15 | 79% | 4 | 21% | 0 | 0% | 19 | 100% |
| 21 | 11 | 85% | 2 | 15% | 0 | 0% | 13 | 100% |
| 22 | 1 | 50% | 1 | 50% | 0 | 0% | 2 | 100% |
| TOTAL | 374 | 86% | 56 | 13% | 5 | 1% | 435 | 100% |

¹**LS-Adult Intensive Supervision Probation (LSIP):** The AISP program was modified and renamed in 2013, following the passage of HB13-250. LSIP targets the higher risk/lower needs (absence of substance dependence and mental health issues) probationers.

Note: Percentages may not total 100 percent because of rounding.

**Table 81:
Colorado State Probation Intensive Programs
LS-Adult Intensive Supervision Probation (LSIP)
Successful/Unsuccessful Terminations
Fiscal Year 2022**

| Successful Program Completion Transfer to Regular Probation ¹ | SUCCESSFUL TERMINATIONS ² | | UNSUCCESSFUL TERMINATIONS ³ | | | | TOTAL TERMINATIONS ⁴ | | |
|--|--------------------------------------|--------|--|--------|-----------|--------|---------------------------------|--------|------|
| | Successful (no longer on Probation) | | Revoked | | Absconded | | | | |
| | TYPE: DISTRICT | Number | % | Number | % | Number | % | Number | % |
| 4 | 1 | 8 | 25% | 17 | 53% | 7 | 22% | 32 | 100% |
| 2 | 2 | 7 | 70% | 1 | 10% | 2 | 20% | 10 | 100% |
| 0 | 3 | 0 | 0% | 0 | 0% | 0 | 0% | 0 | 0% |
| 24 | 4 | 6 | 14% | 18 | 43% | 18 | 43% | 42 | 100% |
| 1 | 5 | 1 | 25% | 2 | 50% | 1 | 25% | 4 | 100% |
| 0 | 6 | 0 | 0% | 0 | 0% | 0 | 0% | 0 | 0% |
| 0 | 7 | 0 | 0% | 0 | 0% | 0 | 0% | 0 | 0% |
| 7 | 8 | 8 | 25% | 17 | 53% | 7 | 22% | 32 | 100% |
| 0 | 9 | 0 | 0% | 0 | 0% | 0 | 0% | 0 | 0% |
| 3 | 10 | 2 | 22% | 3 | 33% | 4 | 44% | 9 | 100% |
| 0 | 11 | 0 | 0% | 0 | 0% | 0 | 0% | 0 | 0% |
| 1 | 12 | 0 | 0% | 1 | 50% | 1 | 50% | 2 | 100% |
| 2 | 13 | 1 | 33% | 1 | 33% | 1 | 33% | 3 | 100% |
| 0 | 14 | 0 | 0% | 0 | 0% | 0 | 0% | 0 | 0% |
| 0 | 15 | 0 | 0% | 0 | 0% | 0 | 0% | 0 | 0% |
| 0 | 16 | 0 | 0% | 0 | 0% | 0 | 0% | 0 | 0% |
| 30 | 17 | 16 | 28% | 24 | 41% | 18 | 31% | 58 | 100% |
| 14 | 18 | 8 | 47% | 5 | 29% | 4 | 24% | 17 | 100% |
| 9 | 19 | 11 | 38% | 11 | 38% | 7 | 24% | 29 | 100% |
| 4 | 20 | 2 | 100% | 0 | 0% | 0 | 0% | 2 | 100% |
| 0 | 21 | 1 | 8% | 7 | 54% | 5 | 38% | 13 | 100% |
| 0 | 22 | 0 | 0% | 0 | 0% | 0 | 0% | 0 | 0% |
| 101 | STATE | 71 | 28% | 107 | 42% | 75 | 30% | 253 | 100% |

¹**Successful Program Completion Transfer to Regular Probation:** In FY2018 those transferring to regular probation have been removed from the Successful Termination and reported separately. In previous annual reports they were combined. To see a complete list of all Intensive program transitions to regular probation see the Intensive Summary Table 96.

²**Successful Terminations:** This column includes those probationers that have terminated from probation while on LSIP and are no longer on probation.

³**Unsuccessful Terminations:** This column includes LSIP probationers who were revoked or absconded. A revocation is defined as a termination from LSIP for a technical violation, new misdemeanor, or new felony offense. A revocation to Community Corrections is NOT included in this section because these probationers are still under the supervision and jurisdiction of probation. Absconded refers to probationers who become fugitives and are no longer compliant with probation supervision.

⁴**Total Terminations:** This table includes: revocations, absconders and successful terminations from probation supervision.

Additional types of of LSIP discharges are included in Table 82.

Note: Percentages may not total 100 percent because of rounding.

**Table 82:
Colorado State Probation Intensive Programs
LS-Adult Intensive Supervision Probation (LSIP)
Discharges
Fiscal Year 2022**

| DISTRICT | Successful Program Completion Transfer to Regular Probation | | Successful: Completed Program no longer on Probation | | Absconded | | Re-Sentenced to Community Corrections | | Revoked | | Deported | | Death | | Administrative Closure | | Transfer to Another Specialized Program | | Total Discharges | | Courtesy Transfers ¹ | |
|--------------|---|------------|--|------------|-----------|------------|---------------------------------------|-----------|------------|------------|----------|-----------|----------|-----------|------------------------|-----------|---|-----------|------------------|-------------|---------------------------------|--------------|
| | # | % | # | % | # | % | # | % | # | % | # | % | # | % | # | % | # | % | # | % | # | District |
| 1 | 4 | 10% | 8 | 20% | 7 | 18% | 2 | 5% | 17 | 43% | 0 | 0% | 2 | 5% | 0 | 0% | 0 | 0% | 40 | 100% | 5 | 1 |
| 2 | 2 | 17% | 7 | 58% | 2 | 17% | 0 | 0% | 1 | 8% | 0 | 0% | 0 | 0% | 0 | 0% | 0 | 0% | 12 | 100% | 0 | 2 |
| 3 | 0 | 0% | 0 | 0% | 0 | 0% | 0 | 0% | 0 | 0% | 0 | 0% | 0 | 0% | 0 | 0% | 0 | 0% | 0 | 0% | 0 | 3 |
| 4 | 24 | 33% | 6 | 8% | 18 | 25% | 4 | 5% | 18 | 25% | 0 | 0% | 1 | 1% | 0 | 0% | 2 | 3% | 73 | 100% | 3 | 4 |
| 5 | 1 | 20% | 1 | 20% | 1 | 20% | 0 | 0% | 2 | 40% | 0 | 0% | 0 | 0% | 0 | 0% | 0 | 0% | 5 | 100% | 1 | 5 |
| 6 | 0 | 0% | 0 | 0% | 0 | 0% | 0 | 0% | 0 | 0% | 0 | 0% | 0 | 0% | 0 | 0% | 0 | 0% | 0 | 0% | 0 | 6 |
| 7 | 0 | 0% | 0 | 0% | 0 | 0% | 0 | 0% | 0 | 0% | 0 | 0% | 0 | 0% | 0 | 0% | 0 | 0% | 0 | 0% | 0 | 7 |
| 8 | 7 | 15% | 8 | 17% | 7 | 15% | 7 | 15% | 17 | 35% | 0 | 0% | 1 | 2% | 0 | 0% | 1 | 2% | 48 | 100% | 4 | 8 |
| 9 | 0 | 0% | 0 | 0% | 0 | 0% | 0 | 0% | 0 | 0% | 0 | 0% | 0 | 0% | 0 | 0% | 0 | 0% | 0 | 0% | 0 | 9 |
| 10 | 3 | 25% | 2 | 17% | 4 | 33% | 0 | 0% | 3 | 25% | 0 | 0% | 0 | 0% | 0 | 0% | 0 | 0% | 12 | 100% | 0 | 10 |
| 11 | 0 | 0% | 0 | 0% | 0 | 0% | 0 | 0% | 0 | 0% | 0 | 0% | 0 | 0% | 0 | 0% | 0 | 0% | 0 | 0% | 1 | 11 |
| 12 | 1 | 25% | 0 | 0% | 1 | 25% | 1 | 25% | 1 | 25% | 0 | 0% | 0 | 0% | 0 | 0% | 0 | 0% | 4 | 100% | 0 | 12 |
| 13 | 2 | 40% | 1 | 20% | 1 | 20% | 0 | 0% | 1 | 20% | 0 | 0% | 0 | 0% | 0 | 0% | 0 | 0% | 5 | 100% | 2 | 13 |
| 14 | 0 | 0% | 0 | 0% | 0 | 0% | 0 | 0% | 0 | 0% | 0 | 0% | 0 | 0% | 0 | 0% | 0 | 0% | 0 | 0% | 0 | 14 |
| 15 | 0 | 0% | 0 | 0% | 0 | 0% | 0 | 0% | 0 | 0% | 0 | 0% | 0 | 0% | 0 | 0% | 0 | 0% | 0 | 0% | 0 | 15 |
| 16 | 0 | 0% | 0 | 0% | 0 | 0% | 0 | 0% | 0 | 0% | 0 | 0% | 0 | 0% | 0 | 0% | 0 | 0% | 0 | 0% | 0 | 16 |
| 17 | 30 | 33% | 16 | 18% | 18 | 20% | 1 | 1% | 24 | 26% | 0 | 0% | 1 | 1% | 1 | 1% | 0 | 0% | 91 | 100% | 16 | 17 |
| 18 | 14 | 45% | 8 | 26% | 4 | 13% | 0 | 0% | 5 | 16% | 0 | 0% | 0 | 0% | 0 | 0% | 0 | 0% | 31 | 100% | 7 | 18 |
| 19 | 9 | 20% | 11 | 24% | 7 | 15% | 4 | 9% | 11 | 24% | 0 | 0% | 1 | 2% | 0 | 0% | 3 | 7% | 46 | 100% | 4 | 19 |
| 20 | 4 | 67% | 2 | 33% | 0 | 0% | 0 | 0% | 0 | 0% | 0 | 0% | 0 | 0% | 0 | 0% | 0 | 0% | 6 | 100% | 1 | 20 |
| 21 | 0 | 0% | 1 | 7% | 5 | 33% | 2 | 13% | 7 | 47% | 0 | 0% | 0 | 0% | 0 | 0% | 0 | 0% | 15 | 100% | 2 | 21 |
| 22 | 0 | 0% | 0 | 0% | 0 | 0% | 0 | 0% | 0 | 0% | 0 | 0% | 0 | 0% | 0 | 0% | 0 | 0% | 0 | 0% | 1 | 22 |
| TOTAL | 101 | 26% | 71 | 18% | 75 | 19% | 21 | 5% | 107 | 28% | 0 | 0% | 6 | 2% | 1 | 0% | 6 | 2% | 388 | 100% | 47 | STATE |

¹**Courtesy Transfers:** Beginning in FY 2008 courtesy transfers were removed from "Total Discharges" because they are accounted for within the existing discharge categories. They are reported separately to track the cases transferred between districts.
Note: Percentages may not total 100 percent because of rounding.

Table 83:
Colorado State Probation Intensive Programs
LS-Adult Intensive Supervision Probation (LSIP)
Type of Revocation
Fiscal Year 2022

| DISTRICT | Revoked: New Felony ¹ | | Revoked: New Misdemeanor ² | | Revoked: Technical ³ | | Total Revocations ⁴ | |
|--------------|-------------------------------------|------------|--|------------|------------------------------------|------------|--------------------------------|-------------|
| | Number | % | Number | % | Number | % | Number | % |
| 1 | 2 | 12% | 1 | 6% | 14 | 82% | 17 | 100% |
| 2 | 1 | 100% | 0 | 0% | 0 | 0% | 1 | 100% |
| 3 | 0 | 0% | 0 | 0% | 0 | 0% | 0 | 0% |
| 4 | 10 | 56% | 1 | 6% | 7 | 39% | 18 | 100% |
| 5 | 0 | 0% | 0 | 0% | 2 | 100% | 2 | 100% |
| 6 | 0 | 0% | 0 | 0% | 0 | 0% | 0 | 0% |
| 7 | 0 | 0% | 0 | 0% | 0 | 0% | 0 | 0% |
| 8 | 4 | 24% | 6 | 35% | 7 | 41% | 17 | 100% |
| 9 | 0 | 0% | 0 | 0% | 0 | 0% | 0 | 0% |
| 10 | 1 | 33% | 0 | 0% | 2 | 67% | 3 | 100% |
| 11 | 0 | 0% | 0 | 0% | 0 | 0% | 0 | 0% |
| 12 | 0 | 0% | 0 | 0% | 1 | 100% | 1 | 100% |
| 13 | 0 | 0% | 1 | 100% | 0 | 0% | 1 | 100% |
| 14 | 0 | 0% | 0 | 0% | 0 | 0% | 0 | 0% |
| 15 | 0 | 0% | 0 | 0% | 0 | 0% | 0 | 0% |
| 16 | 0 | 0% | 0 | 0% | 0 | 0% | 0 | 0% |
| 17 | 6 | 25% | 6 | 25% | 12 | 50% | 24 | 100% |
| 18 | 0 | 0% | 1 | 20% | 4 | 80% | 5 | 100% |
| 19 | 4 | 36% | 2 | 18% | 5 | 45% | 11 | 100% |
| 20 | 0 | 0% | 0 | 0% | 0 | 0% | 0 | 0% |
| 21 | 2 | 29% | 1 | 14% | 4 | 57% | 7 | 100% |
| 22 | 0 | 0% | 0 | 0% | 0 | 0% | 0 | 0% |
| TOTAL | 30 | 28% | 19 | 18% | 58 | 54% | 107 | 100% |


¹**New Felony:** Includes revocations for a new felony offense committed while on probation supervision.

²**New Misdemeanor:** Includes revocations for a new misdemeanor offense committed while on probation supervision.

³**Technical:** Includes revocations for technical probation supervision violations (e.g. drug use, non-compliance).

⁴**Total Revocations:** Total includes all felony, misdemeanor, and technical violations resulting in a revocation from probation.

Note: Percentages may not total 100 percent because of rounding.

The background image shows a lush green forest clearing. In the foreground, a stone path leads towards a wooden structure made of logs, possibly a fire pit or a small shelter. The trees are tall and dense, and the sky is blue with some clouds. The overall scene is peaceful and natural.

*CC-Adult Intensive
Supervision Probation
(CCIP)*

CC-Adult Intensive Supervision Probation (CCIP)

Adult Intensive Supervision Probation was implemented statewide in FY 1982 as a community sentencing alternative to incarceration for selected high-risk adult offenders with extensive criminal histories. AISP remains a sentencing option in cases where the offense date occurred before October 1, 2013. Pursuant to HB13-250, offenses committed after October 1, 2013 are subject to eligibility screening and placement in intensive programs, based on the standardized offender assessment (§16-11.5-102, C.R.S.). The CCIP program was developed in FY 2019, and fully implemented in FY 2020. CCIP targets the higher risk/higher needs (significant disruptions due to substance abuse, mental health issues, and stability factors) probationers. The program is designed to address specific criminogenic needs with a variety of interventions. The program also requires accountability, with the goals of enhanced public safety through behavior change. A probationer may be enrolled in this program after the initial assessments are completed or when a reassessment indicates the probationer’s risk of re-offense has increased, and the probationer meets the acceptance criteria of the intensive program.

In FY 2022 there were 916 probationers placed in CCIP and on June 30, 2022 there were 1,104 on CCIP. In FY 2022 the program successfully terminated 111 probationers from the CCIP program who might otherwise have served sentences in jail, Community Corrections or the Department of Corrections. Additionally, 146 probationers successfully completed the intensive program and were transferred to regular probation for the remainder of their sentence.

**New Probationers: CC-Adult Intensive Supervision Probation (CCIP)
Fiscal Years 2013 to 2022**

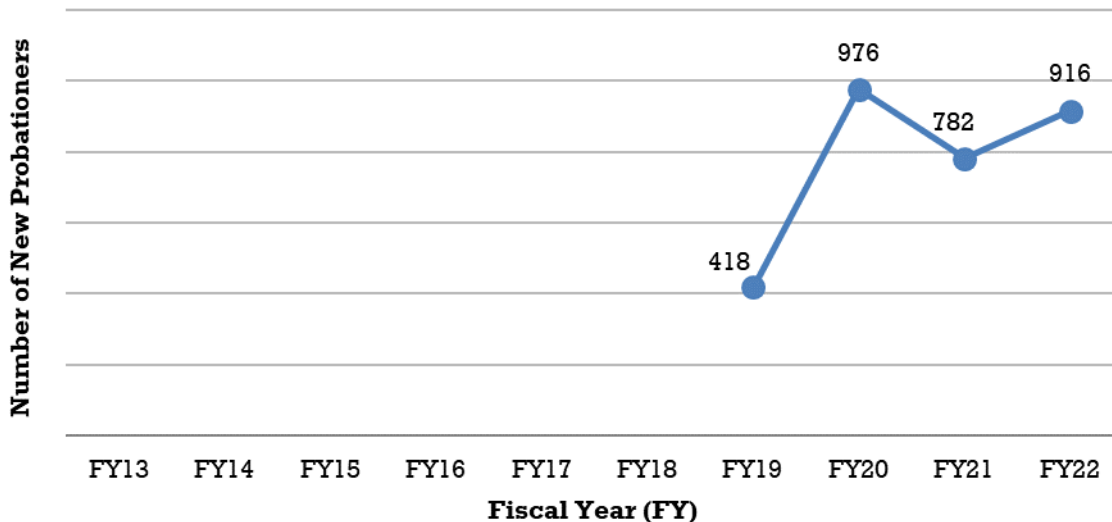


Table 84:
Colorado State Probation Intensive Programs
CC-Adult Intensive Supervision Probation (CCIP)¹
New Clients by Order Type
Fiscal Year 2022

| DISTRICT | Probation | | Courtesy Transfer from other Colorado Probation Districts | | Interstate Transfers to Colorado | | Total New Clients | |
|--------------|------------|------------|---|------------|-------------------------------------|-----------|-------------------|-------------|
| | Number | % | Number | % | Number | % | Number | % |
| 1 | 99 | 96% | 4 | 4% | 0 | 0% | 103 | 100% |
| 2 | 128 | 92% | 10 | 7% | 1 | 1% | 139 | 100% |
| 3 | 0 | 0% | 0 | 0% | 0 | 0% | 0 | 0% |
| 4 | 161 | 95% | 8 | 5% | 0 | 0% | 169 | 100% |
| 5 | 12 | 86% | 1 | 7% | 1 | 7% | 14 | 100% |
| 6 | 0 | 0% | 0 | 0% | 0 | 0% | 0 | 0% |
| 7 | 0 | 0% | 0 | 0% | 0 | 0% | 0 | 0% |
| 8 | 118 | 92% | 8 | 6% | 2 | 2% | 128 | 100% |
| 9 | 0 | 0% | 0 | 0% | 0 | 0% | 0 | 0% |
| 10 | 9 | 69% | 4 | 31% | 0 | 0% | 13 | 100% |
| 11 | 0 | 0% | 0 | 0% | 0 | 0% | 0 | 0% |
| 12 | 0 | 0% | 0 | 0% | 0 | 0% | 0 | 0% |
| 13 | 23 | 88% | 3 | 12% | 0 | 0% | 26 | 100% |
| 14 | 0 | 0% | 1 | 100% | 0 | 0% | 1 | 100% |
| 15 | 1 | 100% | 0 | 0% | 0 | 0% | 1 | 100% |
| 16 | 3 | 75% | 1 | 25% | 0 | 0% | 4 | 100% |
| 17 | 88 | 89% | 11 | 11% | 0 | 0% | 99 | 100% |
| 18 | 61 | 85% | 11 | 15% | 0 | 0% | 72 | 100% |
| 19 | 87 | 77% | 26 | 23% | 0 | 0% | 113 | 100% |
| 20 | 4 | 44% | 4 | 44% | 1 | 11% | 9 | 100% |
| 21 | 22 | 96% | 1 | 4% | 0 | 0% | 23 | 100% |
| 22 | 2 | 100% | 0 | 0% | 0 | 0% | 2 | 100% |
| TOTAL | 818 | 89% | 93 | 10% | 5 | 1% | 916 | 100% |

¹**CC-Adult Intensive Supervision Probation (CCIP):** The CCIP program was developed in FY 2019, and fully implemented in FY 2020. CCIP targets the higher risk/higher needs (significant disruptions due to substance abuse, mental health issues, and stability factors) probationers.

Note: Percentages may not total 100 percent because of rounding.

**Table 85:
Colorado State Probation Intensive Programs
CC-Adult Intensive Supervision Probation (CCIP)
Successful/Unsuccessful Terminations
Fiscal Year 2022**

| Successful Program Completion Transfer to Regular Probation ¹ | TYPE: | SUCCESSFUL TERMINATIONS ² | | UNSUCCESSFUL TERMINATIONS ³ | | | | TOTAL TERMINATIONS ⁴ | |
|--|----------|--------------------------------------|-----|--|------|-----------|-----|---------------------------------|------|
| | | Successful (no longer on Probation) | | Revoked | | Absconded | | TOTAL TERMINATIONS ⁴ | |
| Number | DISTRICT | Number | % | Number | % | Number | % | Number | % |
| 17 | 1 | 18 | 35% | 22 | 43% | 11 | 22% | 51 | 100% |
| 26 | 2 | 28 | 33% | 32 | 37% | 26 | 30% | 86 | 100% |
| 0 | 3 | 0 | 0% | 0 | 0% | 0 | 0% | 0 | 0% |
| 41 | 4 | 9 | 15% | 33 | 54% | 19 | 31% | 61 | 100% |
| 2 | 5 | 5 | 50% | 1 | 10% | 4 | 40% | 10 | 100% |
| 0 | 6 | 0 | 0% | 0 | 0% | 0 | 0% | 0 | 0% |
| 0 | 7 | 0 | 0% | 0 | 0% | 0 | 0% | 0 | 0% |
| 9 | 8 | 28 | 30% | 36 | 39% | 29 | 31% | 93 | 100% |
| 0 | 9 | 0 | 0% | 0 | 0% | 0 | 0% | 0 | 0% |
| 4 | 10 | 2 | 10% | 11 | 55% | 7 | 35% | 20 | 100% |
| 0 | 11 | 0 | 0% | 0 | 0% | 0 | 0% | 0 | 0% |
| 0 | 12 | 0 | 0% | 0 | 0% | 0 | 0% | 0 | 0% |
| 3 | 13 | 1 | 17% | 2 | 33% | 3 | 50% | 6 | 100% |
| 0 | 14 | 0 | 0% | 0 | 0% | 0 | 0% | 0 | 0% |
| 0 | 15 | 0 | 0% | 0 | 0% | 0 | 0% | 0 | 0% |
| 0 | 16 | 0 | 0% | 0 | 0% | 0 | 0% | 0 | 0% |
| 9 | 17 | 9 | 23% | 18 | 45% | 13 | 33% | 40 | 100% |
| 9 | 18 | 5 | 17% | 14 | 47% | 11 | 37% | 30 | 100% |
| 11 | 19 | 6 | 14% | 23 | 53% | 14 | 33% | 43 | 100% |
| 4 | 20 | 0 | 0% | 2 | 100% | 0 | 0% | 2 | 100% |
| 11 | 21 | 0 | 0% | 6 | 55% | 5 | 45% | 11 | 100% |
| 0 | 22 | 0 | 0% | 2 | 100% | 0 | 0% | 2 | 100% |
| 146 | STATE | 111 | 24% | 202 | 44% | 142 | 31% | 455 | 100% |

¹**Successful Program Completion Transfer to Regular Probation:** This column includes those probationers that have completed CCIP and transferred to regular supervision to finish their probation term. To see a complete list of all Intensive program transitions to regular probation see the Intensive Summary Table 96.

²**Successful Terminations:** This column includes those probationers that have terminated from probation while on CCIP and are no longer on probation.

³**Unsuccessful Terminations:** This column includes CCIP probationers who were revoked or absconded. A revocation is defined as a termination from CCIP for a technical violation, new misdemeanor, or new felony offense. A revocation to Community Corrections is NOT included in this section because these probationers are still under the supervision and jurisdiction of probation. Absconded refers to probationers who become fugitives and are no longer compliant with probation supervision.

⁴**Total Terminations:** This table includes: revocations, absconders and successful terminations from probation supervision.

Additional types of of CCIP discharges are included in Table 86.

Note: Percentages may not total 100 percent because of rounding.

**Table 86:
Colorado State Probation Intensive Programs
CC-Adult Intensive Supervision Probation (CCIP) Discharges
Fiscal Year 2022**

| DISTRICT | Successful Program Completion | | Successful: Completed Program no longer on Probation | | Absconded | | Re-Sentenced to Community Corrections | | Revoked | | Deported | | Death | | Administrative Closure | | Transfer to Another Specialized Program | | Total Discharges | | Courtesy Transfers ¹ | |
|--------------|-------------------------------|------------|--|------------|------------|------------|---------------------------------------|-----------|------------|------------|----------|-----------|-----------|-----------|------------------------|-----------|---|-----------|------------------|-------------|---------------------------------|--------------|
| | # | % | # | % | # | % | # | % | # | % | # | % | # | % | # | % | # | % | # | % | # | District |
| 1 | 17 | 24% | 18 | 25% | 11 | 15% | 2 | 3% | 22 | 31% | 0 | 0% | 0 | 0% | 0 | 0% | 1 | 1% | 71 | 100% | 7 | 1 |
| 2 | 26 | 19% | 28 | 21% | 26 | 19% | 21 | 15% | 32 | 24% | 0 | 0% | 3 | 2% | 0 | 0% | 0 | 0% | 136 | 100% | 9 | 2 |
| 3 | 0 | 0% | 0 | 0% | 0 | 0% | 0 | 0% | 0 | 0% | 0 | 0% | 0 | 0% | 0 | 0% | 0 | 0% | 0 | 0% | 0 | 3 |
| 4 | 41 | 34% | 9 | 7% | 19 | 16% | 11 | 9% | 33 | 27% | 0 | 0% | 2 | 2% | 1 | 1% | 5 | 4% | 121 | 100% | 7 | 4 |
| 5 | 2 | 14% | 5 | 36% | 4 | 29% | 2 | 14% | 1 | 7% | 0 | 0% | 0 | 0% | 0 | 0% | 0 | 0% | 14 | 100% | 0 | 5 |
| 6 | 0 | 0% | 0 | 0% | 0 | 0% | 0 | 0% | 0 | 0% | 0 | 0% | 0 | 0% | 0 | 0% | 0 | 0% | 0 | 0% | 0 | 6 |
| 7 | 0 | 0% | 0 | 0% | 0 | 0% | 0 | 0% | 0 | 0% | 0 | 0% | 0 | 0% | 0 | 0% | 0 | 0% | 0 | 0% | 0 | 7 |
| 8 | 9 | 7% | 28 | 22% | 29 | 23% | 12 | 9% | 36 | 28% | 0 | 0% | 2 | 2% | 2 | 2% | 9 | 7% | 127 | 100% | 9 | 8 |
| 9 | 0 | 0% | 0 | 0% | 0 | 0% | 0 | 0% | 0 | 0% | 0 | 0% | 0 | 0% | 0 | 0% | 0 | 0% | 0 | 0% | 0 | 9 |
| 10 | 4 | 17% | 2 | 8% | 7 | 29% | 0 | 0% | 11 | 46% | 0 | 0% | 0 | 0% | 0 | 0% | 0 | 0% | 24 | 100% | 1 | 10 |
| 11 | 0 | 0% | 0 | 0% | 0 | 0% | 0 | 0% | 0 | 0% | 0 | 0% | 0 | 0% | 0 | 0% | 0 | 0% | 0 | 0% | 0 | 11 |
| 12 | 0 | 0% | 0 | 0% | 0 | 0% | 0 | 0% | 0 | 0% | 0 | 0% | 0 | 0% | 0 | 0% | 0 | 0% | 0 | 0% | 0 | 12 |
| 13 | 3 | 27% | 1 | 9% | 3 | 27% | 1 | 9% | 2 | 18% | 0 | 0% | 0 | 0% | 0 | 0% | 1 | 9% | 11 | 100% | 0 | 13 |
| 14 | 0 | 0% | 0 | 0% | 0 | 0% | 0 | 0% | 0 | 0% | 0 | 0% | 0 | 0% | 0 | 0% | 0 | 0% | 0 | 0% | 0 | 14 |
| 15 | 0 | 0% | 0 | 0% | 0 | 0% | 0 | 0% | 0 | 0% | 0 | 0% | 0 | 0% | 0 | 0% | 0 | 0% | 0 | 0% | 0 | 15 |
| 16 | 0 | 0% | 0 | 0% | 0 | 0% | 0 | 0% | 0 | 0% | 0 | 0% | 0 | 0% | 0 | 0% | 0 | 0% | 0 | 0% | 0 | 16 |
| 17 | 9 | 16% | 9 | 16% | 13 | 22% | 3 | 5% | 18 | 31% | 0 | 0% | 2 | 3% | 1 | 2% | 3 | 5% | 58 | 100% | 8 | 17 |
| 18 | 9 | 23% | 5 | 13% | 11 | 28% | 0 | 0% | 14 | 36% | 0 | 0% | 0 | 0% | 0 | 0% | 0 | 0% | 39 | 100% | 6 | 18 |
| 19 | 11 | 18% | 6 | 10% | 14 | 23% | 5 | 8% | 23 | 37% | 0 | 0% | 1 | 2% | 0 | 0% | 2 | 3% | 62 | 100% | 16 | 19 |
| 20 | 4 | 67% | 0 | 0% | 0 | 0% | 0 | 0% | 2 | 33% | 0 | 0% | 0 | 0% | 0 | 0% | 0 | 0% | 6 | 100% | 1 | 20 |
| 21 | 11 | 46% | 0 | 0% | 5 | 21% | 1 | 4% | 6 | 25% | 0 | 0% | 1 | 4% | 0 | 0% | 0 | 0% | 24 | 100% | 3 | 21 |
| 22 | 0 | 0% | 0 | 0% | 0 | 0% | 0 | 0% | 2 | 100% | 0 | 0% | 0 | 0% | 0 | 0% | 0 | 0% | 2 | 100% | 1 | 22 |
| TOTAL | 146 | 21% | 111 | 16% | 142 | 20% | 58 | 8% | 202 | 29% | 0 | 0% | 11 | 2% | 4 | 1% | 21 | 3% | 695 | 100% | 68 | STATE |

¹**Courtesy Transfers:** Beginning in FY 2008 courtesy transfers were removed from "Total Discharges" because they are accounted for within the existing discharge categories. They are reported separately to track the cases transferred between districts.

Note: Percentages may not total 100 percent because of rounding.

Table 87:
Colorado State Probation Intensive Programs
CC-Adult Intensive Supervision Probation (CCIP)
Type of Revocation
Fiscal Year 2022

| DISTRICT | Revoked: New Felony ¹ | | Revoked: New Misdemeanor ² | | Revoked: Technical ³ | | Total Revocations ⁴ | |
|--------------|-------------------------------------|------------|--|------------|------------------------------------|------------|--------------------------------|-------------|
| | Number | % | Number | % | Number | % | Number | % |
| 1 | 2 | 9% | 0 | 0% | 20 | 91% | 22 | 100% |
| 2 | 13 | 41% | 3 | 9% | 16 | 50% | 32 | 100% |
| 3 | 0 | 0% | 0 | 0% | 0 | 0% | 0 | 0% |
| 4 | 12 | 36% | 0 | 0% | 21 | 64% | 33 | 100% |
| 5 | 0 | 0% | 0 | 0% | 1 | 100% | 1 | 100% |
| 6 | 0 | 0% | 0 | 0% | 0 | 0% | 0 | 0% |
| 7 | 0 | 0% | 0 | 0% | 0 | 0% | 0 | 0% |
| 8 | 4 | 11% | 14 | 39% | 18 | 50% | 36 | 100% |
| 9 | 0 | 0% | 0 | 0% | 0 | 0% | 0 | 0% |
| 10 | 1 | 9% | 3 | 27% | 7 | 64% | 11 | 100% |
| 11 | 0 | 0% | 0 | 0% | 0 | 0% | 0 | 0% |
| 12 | 0 | 0% | 0 | 0% | 0 | 0% | 0 | 0% |
| 13 | 0 | 0% | 0 | 0% | 2 | 100% | 2 | 100% |
| 14 | 0 | 0% | 0 | 0% | 0 | 0% | 0 | 0% |
| 15 | 0 | 0% | 0 | 0% | 0 | 0% | 0 | 0% |
| 16 | 0 | 0% | 0 | 0% | 0 | 0% | 0 | 0% |
| 17 | 3 | 17% | 4 | 22% | 11 | 61% | 18 | 100% |
| 18 | 1 | 7% | 3 | 21% | 10 | 71% | 14 | 100% |
| 19 | 7 | 30% | 6 | 26% | 10 | 43% | 23 | 100% |
| 20 | 1 | 50% | 0 | 0% | 1 | 50% | 2 | 100% |
| 21 | 0 | 0% | 3 | 50% | 3 | 50% | 6 | 100% |
| 22 | 0 | 0% | 0 | 0% | 2 | 100% | 2 | 100% |
| TOTAL | 44 | 22% | 36 | 18% | 122 | 60% | 202 | 100% |

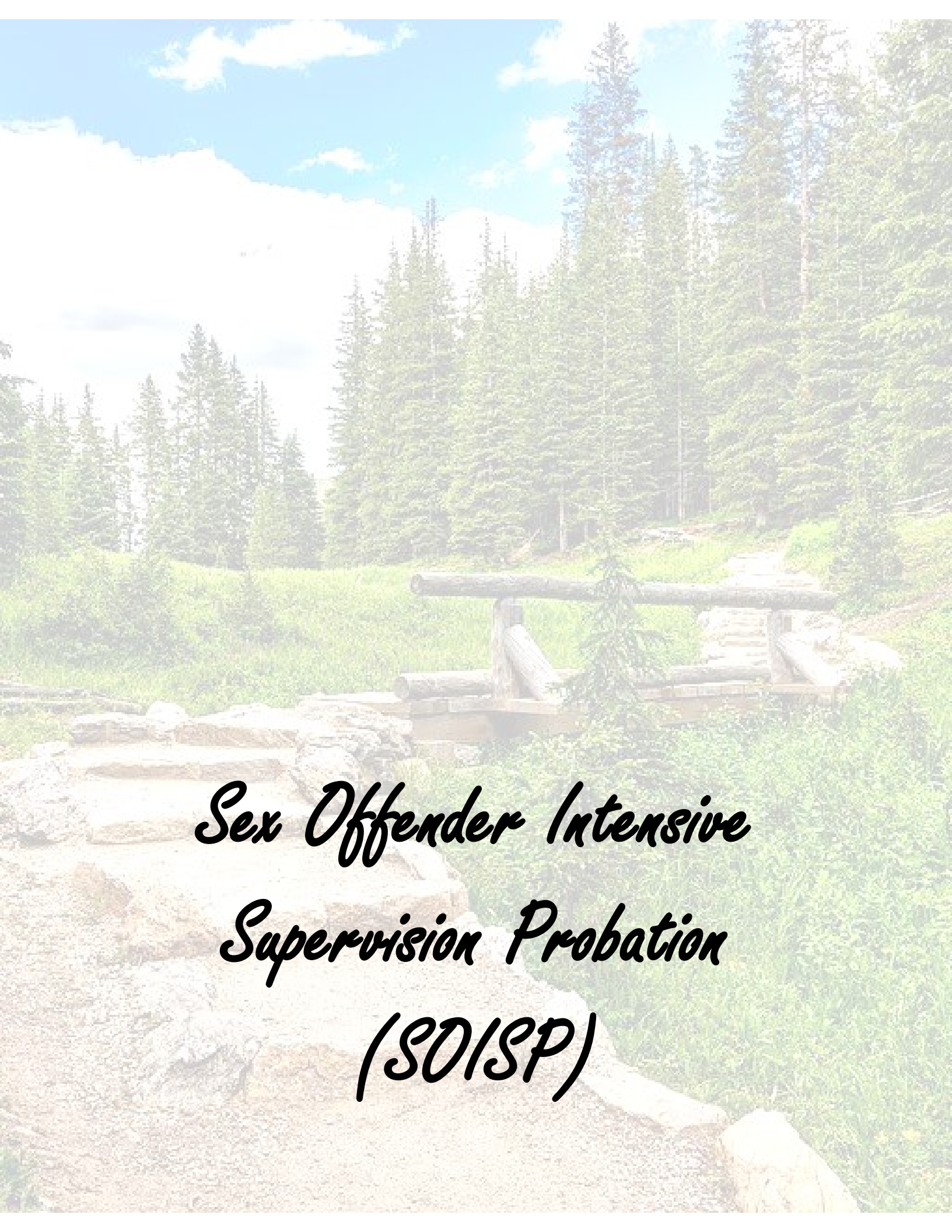
¹**New Felony:** Includes revocations for a new felony offense committed while on probation supervision.

²**New Misdemeanor:** Includes revocations for a new misdemeanor offense committed while on probation supervision.

³**Technical:** Includes revocations for technical probation supervision violations (e.g. drug use, unsuccessful discharge from treatment).

⁴**Total Revocations:** Total includes all felony, misdemeanor, and technical violations resulting in a revocation from probation.

Note: Percentages may not total 100 percent because of rounding.



*Sex Offender Intensive
Supervision Probation
(SOISP)*

Sex Offender Intensive Supervision Probation (SOISP)

Sex Offender Intensive Supervision Probation (SOISP) is designed to provide the highest level of supervision to adult sex offenders who are placed on probation. Although initially created in statute in 1998 to address the risk posed by lifetime supervision cases, the Colorado Legislature made a significant change to the statute in 2001. Pursuant to HB01-1229, all felony sex offenders convicted on or after July 1, 2001 are statutorily mandated to be supervised in SOISP.

The goal of intensive supervision probation for any probationer is to minimize the risk to the public to the greatest extent possible by holding probationers accountable for their present and past criminal behavior, decreasing risk factors and increasing protective factors, along with encouraging pro-social skill building, and assisting probationers to repair the harm caused by their actions, when possible. SOISP includes a combination of high-level surveillance and monitoring; research informed and best practice supervision strategies; physiological monitoring; and collaboration with Community Supervision Teams. Depending on the probationer, elements of community supervision may include restricted activities, daily contact with the probationer, curfew checks, home visitation, employment visitation and monitoring, drug and alcohol screening, and/or sex offense specific treatment to include the use of polygraph testing. SOISP consists of three phases, each with specific criteria that must be met prior to a reduction in the level of supervision. Movement within all phases is behaviorally-based and guided by specific criteria.

In FY 2022, there were 481 probationers placed in SOISP and on June 30, 2022 there were 1,569 probationers on SOISP. In FY 2022 the program successfully terminated 120 probationers (56%) from the SOISP program who might otherwise have served sentences in the Department of Corrections. Additionally, 86 probationers successfully completed SOISP and were transitioned to regular probation for the remainder of their sentence.

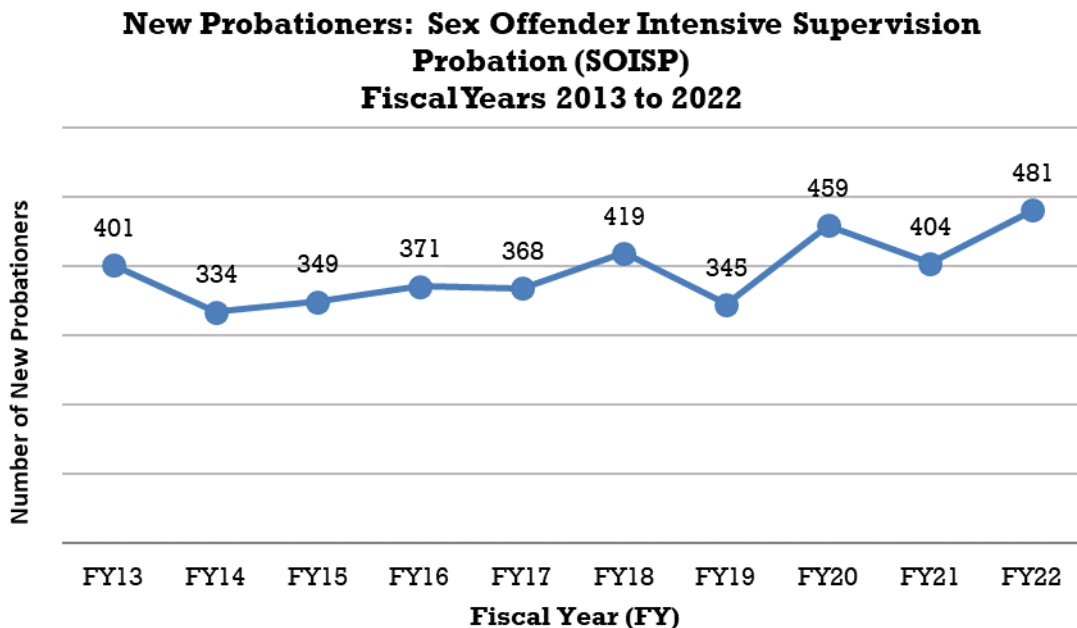


Table 88:
Colorado State Probation Intensive Programs
Sex Offender Intensive Supervision Probation (SOISP)
New Clients by Order Type
Fiscal Year 2022

| DISTRICT | Direct Sentence | | Courtesy Transfer from other Colorado Probation Districts | | Interstate Transfers to Colorado | | Total New Clients | |
|--------------|-----------------|------------|---|------------|-------------------------------------|-----------|-------------------|-------------|
| | Number | % | Number | % | Number | % | Number | % |
| 1 | 73 | 96% | 3 | 4% | 0 | 0% | 76 | 100% |
| 2 | 43 | 70% | 16 | 26% | 2 | 3% | 61 | 100% |
| 3 | 0 | 0% | 0 | 0% | 0 | 0% | 0 | 0% |
| 4 | 102 | 92% | 9 | 8% | 0 | 0% | 111 | 100% |
| 5 | 5 | 71% | 1 | 14% | 1 | 14% | 7 | 100% |
| 6 | 1 | 100% | 0 | 0% | 0 | 0% | 1 | 100% |
| 7 | 5 | 83% | 1 | 17% | 0 | 0% | 6 | 100% |
| 8 | 30 | 81% | 6 | 16% | 1 | 3% | 37 | 100% |
| 9 | 2 | 50% | 0 | 0% | 2 | 50% | 4 | 100% |
| 10 | 9 | 50% | 8 | 44% | 1 | 6% | 18 | 100% |
| 11 | 0 | 0% | 1 | 100% | 0 | 0% | 1 | 100% |
| 12 | 0 | 0% | 0 | 0% | 0 | 0% | 0 | 0% |
| 13 | 1 | 100% | 0 | 0% | 0 | 0% | 1 | 100% |
| 14 | 2 | 67% | 1 | 33% | 0 | 0% | 3 | 100% |
| 15 | 0 | 0% | 0 | 0% | 0 | 0% | 0 | 0% |
| 16 | 0 | 0% | 0 | 0% | 0 | 0% | 0 | 0% |
| 17 | 34 | 72% | 13 | 28% | 0 | 0% | 47 | 100% |
| 18 | 61 | 81% | 12 | 16% | 2 | 3% | 75 | 100% |
| 19 | 7 | 64% | 4 | 36% | 0 | 0% | 11 | 100% |
| 20 | 13 | 87% | 2 | 13% | 0 | 0% | 15 | 100% |
| 21 | 4 | 67% | 1 | 17% | 1 | 17% | 6 | 100% |
| 22 | 1 | 100% | 0 | 0% | 0 | 0% | 1 | 100% |
| TOTAL | 393 | 82% | 78 | 16% | 10 | 2% | 481 | 100% |

Note: Percentages may not total 100 percent because of rounding.

Table 89:
Colorado State Probation Intensive Programs
Sex Offender Intensive Supervision Program (SOISP)
Successful/Unsuccessful Terminations
Fiscal Year 2022

Note: Approximately one-half of the SOISP probationers are serving indeterminate sentences (minimum of 10 years). Therefore, it is important to consider terminations within the context of the active SOISP caseload. Many more probationers are being successfully supervised (1,569) on SOISP than are terminating unsuccessfully (95) as reflected below in the 6/30/2022 active caseload and termination table.

| Sex Offender Intensive Supervision Program (SOISP) Active as of 6/30/2022 ¹ | | Successful Program Completion Transfer to Regular Probation ² | SUCCESSFUL TERMINATIONS ³ | | UNSUCCESSFUL TERMINATIONS ⁴ | | TOTAL TERMINATIONS ⁵ | |
|---|--------|--|--------------------------------------|------|--|------|---------------------------------|-----|
| | | | Successful (no longer on Probation) | | Revoked | | | |
| DISTRICT | Number | Number | Number | % | Number | % | Number | % |
| 1 | 166 | 3 | 34 | 79% | 7 | 16% | 2 | 5% |
| 2 | 183 | 16 | 6 | 25% | 13 | 54% | 5 | 21% |
| 3 | 1 | 0 | 0 | 0% | 0 | 0% | 0 | 0% |
| 4 | 305 | 17 | 9 | 28% | 17 | 53% | 6 | 19% |
| 5 | 17 | 0 | 0 | 0% | 1 | 100% | 0 | 0% |
| 6 | 13 | 0 | 1 | 100% | 0 | 0% | 0 | 0% |
| 7 | 10 | 0 | 0 | 0% | 0 | 0% | 0 | 0% |
| 8 | 144 | 8 | 5 | 42% | 5 | 42% | 2 | 17% |
| 9 | 4 | 0 | 0 | 0% | 0 | 0% | 0 | 0% |
| 10 | 49 | 2 | 5 | 56% | 4 | 44% | 0 | 0% |
| 11 | 9 | 2 | 0 | 0% | 0 | 0% | 0 | 0% |
| 12 | 3 | 1 | 0 | 0% | 1 | 100% | 0 | 0% |
| 13 | 18 | 0 | 1 | 100% | 0 | 0% | 0 | 0% |
| 14 | 6 | 0 | 0 | 0% | 0 | 0% | 0 | 0% |
| 15 | 0 | 0 | 0 | 0% | 0 | 0% | 0 | 0% |
| 16 | 2 | 0 | 0 | 0% | 0 | 0% | 0 | 0% |
| 17 | 135 | 7 | 21 | 81% | 2 | 8% | 3 | 12% |
| 18 | 264 | 11 | 22 | 56% | 13 | 33% | 4 | 10% |
| 19 | 91 | 0 | 8 | 53% | 7 | 47% | 0 | 0% |
| 20 | 82 | 8 | 3 | 60% | 2 | 40% | 0 | 0% |
| 21 | 51 | 11 | 3 | 100% | 0 | 0% | 0 | 0% |
| 22 | 16 | 0 | 2 | 67% | 1 | 33% | 0 | 0% |
| STATE | 1,569 | 86 | 120 | 56% | 73 | 34% | 22 | 10% |

¹**Sex Offender Intensive Supervision Probation:** The Non-SOISP sex offender population is included in the Regular Adult Probation Section.

²**Successful Program Completion Transfer to Regular Probation:** Beginning in FY2018, the transition program completions were removed from the Successful Termination and reported separately; in previous annual reports, they were combined. To see a complete list of all Intensive program transitions to regular probation see the Intensive Summary Table 96.

³**Successful Termination:** This column includes those probationers that terminated from probation while on SOISP and are no longer on probation.

⁴**Unsuccessful Terminations:** These columns include SOISP probationers who were revoked or absconded. A revocation is defined as a termination from SOISP for a technical violation, new misdemeanor, or new felony offense. A revocation to Community Corrections is NOT included in this section. These probationers are not included on this table as they are still under the supervision and jurisdiction of probation.

Absconded refers to probationers who become fugitives and are no longer compliant with probation supervision.

⁵**Total Terminations:** In this table only, the total terminations include: revocations, absconders and successful terminations from probation supervision.

Additional types of SOISP discharges are included in Table 90.

**Table 90:
Colorado State Probation Intensive Programs
Sex Offender Intensive Supervision Probation (SOISP)
Discharges
Fiscal Year 2022**

| DISTRICT | Successful: Transfer to Regular Probation | | Successful: Completed Program no longer on Probation | | Absconded | | Re-Sentenced to: Community Corrections | | Revoked | | Deported | | Death | | Administrative Closure | | Transfer to Another Specialized Program | | Total Discharges | | Courtesy Transfers ¹ | |
|--------------|--|------------|--|------------|-----------|-----------|--|-----------|-----------|------------|-----------|-----------|-----------|-----------|---------------------------|-----------|--|-----------|------------------|-------------|------------------------------------|--------------|
| | Number | % | Number | % | Number | % | Number | % | Number | % | # | % | # | % | Number | % | Number | % | Number | % | Number | DISTRICT |
| 1 | 3 | 6% | 34 | 63% | 2 | 4% | 5 | 9% | 7 | 13% | 2 | 4% | 1 | 2% | 0 | 0% | 0 | 0% | 54 | 100% | 1 | 1 |
| 2 | 16 | 36% | 6 | 13% | 5 | 11% | 1 | 2% | 13 | 29% | 2 | 4% | 2 | 4% | 0 | 0% | 0 | 0% | 45 | 100% | 1 | 2 |
| 3 | 0 | 0% | 0 | 0% | 0 | 0% | 0 | 0% | 0 | 0% | 0 | 0% | 0 | 0% | 0 | 0% | 0 | 0% | 0 | 0% | 0 | 3 |
| 4 | 17 | 32% | 9 | 17% | 6 | 11% | 2 | 4% | 17 | 32% | 1 | 2% | 1 | 2% | 0 | 0% | 0 | 0% | 53 | 100% | 1 | 4 |
| 5 | 0 | 0% | 0 | 0% | 0 | 0% | 0 | 0% | 1 | 100% | 0 | 0% | 0 | 0% | 0 | 0% | 0 | 0% | 1 | 100% | 0 | 5 |
| 6 | 0 | 0% | 1 | 100% | 0 | 0% | 0 | 0% | 0 | 0% | 0 | 0% | 0 | 0% | 0 | 0% | 0 | 0% | 1 | 100% | 0 | 6 |
| 7 | 0 | 0% | 0 | 0% | 0 | 0% | 0 | 0% | 0 | 0% | 0 | 0% | 0 | 0% | 0 | 0% | 0 | 0% | 0 | 0% | 0 | 7 |
| 8 | 8 | 38% | 5 | 24% | 2 | 10% | 1 | 5% | 5 | 24% | 0 | 0% | 0 | 0% | 0 | 0% | 0 | 0% | 21 | 100% | 0 | 8 |
| 9 | 0 | 0% | 0 | 0% | 0 | 0% | 0 | 0% | 0 | 0% | 0 | 0% | 0 | 0% | 0 | 0% | 0 | 0% | 0 | 0% | 0 | 9 |
| 10 | 2 | 18% | 5 | 45% | 0 | 0% | 0 | 0% | 4 | 36% | 0 | 0% | 0 | 0% | 0 | 0% | 0 | 0% | 11 | 100% | 0 | 10 |
| 11 | 2 | 100% | 0 | 0% | 0 | 0% | 0 | 0% | 0 | 0% | 0 | 0% | 0 | 0% | 0 | 0% | 0 | 0% | 2 | 100% | 0 | 11 |
| 12 | 1 | 50% | 0 | 0% | 0 | 0% | 0 | 0% | 1 | 50% | 0 | 0% | 0 | 0% | 0 | 0% | 0 | 0% | 2 | 100% | 0 | 12 |
| 13 | 0 | 0% | 1 | 50% | 0 | 0% | 0 | 0% | 0 | 0% | 1 | 50% | 0 | 0% | 0 | 0% | 0 | 0% | 2 | 100% | 0 | 13 |
| 14 | 0 | 0% | 0 | 0% | 0 | 0% | 0 | 0% | 0 | 0% | 0 | 0% | 0 | 0% | 0 | 0% | 0 | 0% | 0 | 0% | 0 | 14 |
| 15 | 0 | 0% | 0 | 0% | 0 | 0% | 0 | 0% | 0 | 0% | 0 | 0% | 0 | 0% | 0 | 0% | 0 | 0% | 0 | 0% | 0 | 15 |
| 16 | 0 | 0% | 0 | 0% | 0 | 0% | 0 | 0% | 0 | 0% | 0 | 0% | 0 | 0% | 0 | 0% | 0 | 0% | 0 | 0% | 0 | 16 |
| 17 | 7 | 20% | 21 | 60% | 3 | 9% | 0 | 0% | 2 | 6% | 1 | 3% | 1 | 3% | 0 | 0% | 0 | 0% | 35 | 100% | 0 | 17 |
| 18 | 11 | 19% | 22 | 38% | 4 | 7% | 0 | 0% | 13 | 22% | 3 | 5% | 5 | 9% | 0 | 0% | 0 | 0% | 58 | 100% | 0 | 18 |
| 19 | 0 | 0% | 8 | 50% | 0 | 0% | 1 | 6% | 7 | 44% | 0 | 0% | 0 | 0% | 0 | 0% | 0 | 0% | 16 | 100% | 0 | 19 |
| 20 | 8 | 62% | 3 | 23% | 0 | 0% | 0 | 0% | 2 | 15% | 0 | 0% | 0 | 0% | 0 | 0% | 0 | 0% | 13 | 100% | 0 | 20 |
| 21 | 11 | 73% | 3 | 20% | 0 | 0% | 1 | 7% | 0 | 0% | 0 | 0% | 0 | 0% | 0 | 0% | 0 | 0% | 15 | 100% | 0 | 21 |
| 22 | 0 | 0% | 2 | 67% | 0 | 0% | 0 | 0% | 1 | 33% | 0 | 0% | 0 | 0% | 0 | 0% | 0 | 0% | 3 | 100% | 0 | 22 |
| TOTAL | 86 | 26% | 120 | 36% | 22 | 7% | 11 | 3% | 73 | 22% | 10 | 3% | 10 | 3% | 0 | 0% | 0 | 0% | 332 | 100% | 3 | TOTAL |

¹Courtesy Transfers: Beginning in FY 2008, courtesy transfers were removed from "Total Discharges" and reported separately.

Note: Percentages may not total 100 percent because of rounding.

**Table 91:
Colorado State Probation Intensive Programs
Sex Offender Intensive Supervision Probation (SOISP)
Type of Revocation
Fiscal Year 2022**

| DISTRICT | Revoked: New Felony ¹ | | Revoked: New Misdemeanor ² | | Revoked: Technical ³ | | Total Revocations ⁴ | |
|--------------|-------------------------------------|------------|--|-----------|------------------------------------|------------|--------------------------------|-------------|
| | Number | % | Number | % | Number | % | Number | % |
| 1 | 2 | 29% | 0 | 0% | 5 | 71% | 7 | 100% |
| 2 | 1 | 8% | 1 | 8% | 11 | 85% | 13 | 100% |
| 3 | 0 | 0% | 0 | 0% | 0 | 0% | 0 | 0% |
| 4 | 3 | 18% | 2 | 12% | 12 | 71% | 17 | 100% |
| 5 | 0 | 0% | 0 | 0% | 1 | 100% | 1 | 100% |
| 6 | 0 | 0% | 0 | 0% | 0 | 0% | 0 | 0% |
| 7 | 0 | 0% | 0 | 0% | 0 | 0% | 0 | 0% |
| 8 | 0 | 0% | 0 | 0% | 5 | 100% | 5 | 100% |
| 9 | 0 | 0% | 0 | 0% | 0 | 0% | 0 | 0% |
| 10 | 2 | 50% | 1 | 25% | 1 | 25% | 4 | 100% |
| 11 | 0 | 0% | 0 | 0% | 0 | 0% | 0 | 0% |
| 12 | 0 | 0% | 0 | 0% | 1 | 100% | 1 | 100% |
| 13 | 0 | 0% | 0 | 0% | 0 | 0% | 0 | 0% |
| 14 | 0 | 0% | 0 | 0% | 0 | 0% | 0 | 0% |
| 15 | 0 | 0% | 0 | 0% | 0 | 0% | 0 | 0% |
| 16 | 0 | 0% | 0 | 0% | 0 | 0% | 0 | 0% |
| 17 | 1 | 50% | 0 | 0% | 1 | 50% | 2 | 100% |
| 18 | 4 | 31% | 0 | 0% | 9 | 69% | 13 | 100% |
| 19 | 1 | 14% | 0 | 0% | 6 | 86% | 7 | 100% |
| 20 | 0 | 0% | 0 | 0% | 2 | 100% | 2 | 100% |
| 21 | 0 | 0% | 0 | 0% | 0 | 0% | 0 | 0% |
| 22 | 0 | 0% | 0 | 0% | 1 | 100% | 1 | 100% |
| TOTAL | 14 | 19% | 4 | 5% | 55 | 75% | 73 | 100% |

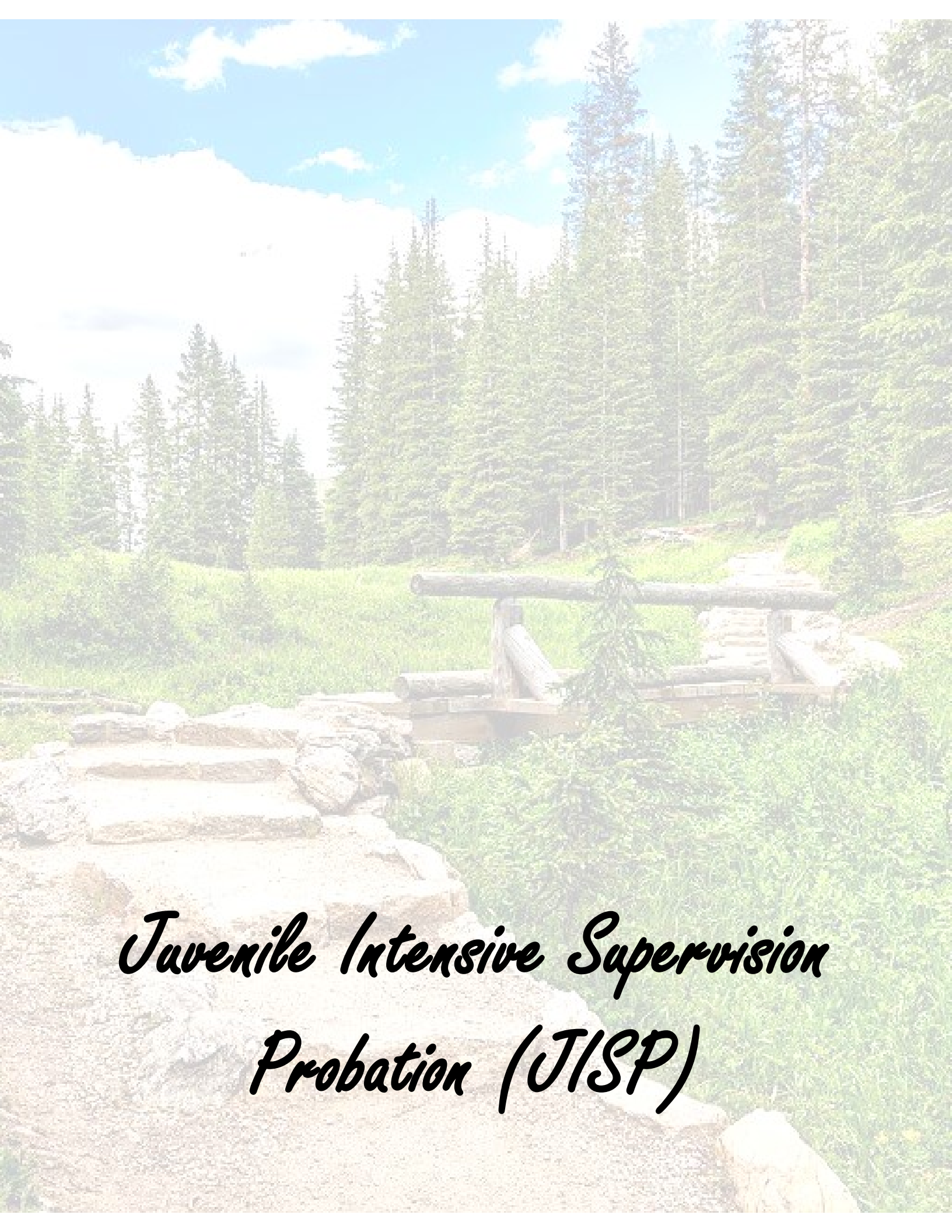
¹**New Felony:** Includes revocations for a new felony offense committed while on probation supervision.

²**New Misdemeanor:** Includes revocations for a new misdemeanor offense committed while on probation supervision.

³**Technical:** Includes revocations for technical probation supervision violations (e.g. drug use, non-compliance) with probation terms and conditions.

⁴**Total Revocations:** Total includes all felony, misdemeanor, and technical violations resulting in a revocation from probation.

Note: Percentages may not total 100 percent because of rounding.



*Juvenile Intensive Supervision
Probation (JISP)*

Juvenile Intensive Supervision Probation (JISP)

The Juvenile Intensive Supervision Probation (JISP) Program was implemented in FY 1991 as a community sentencing option for high risk juvenile offenders. As a result of its effectiveness, the General Assembly approved expansion of the program enough to allow its existence in all 22 judicial districts. The program is designed to deliver intensive case management to include monitoring of school progress, referral for remedial educational assistance, home visits, electronic monitoring, drug testing, skill building, and treatment services, as required. In FY 2022 there were 54 juveniles placed into JISP and on June 30, 2022 there were 128 juveniles on JISP. In FY 2022, 45 juveniles successfully completed the program who might otherwise have served sentences in the Division of Youth Services. Additionally, 7 juveniles successfully completed JISP and were transitioned to regular probation for the remainder of their sentence.

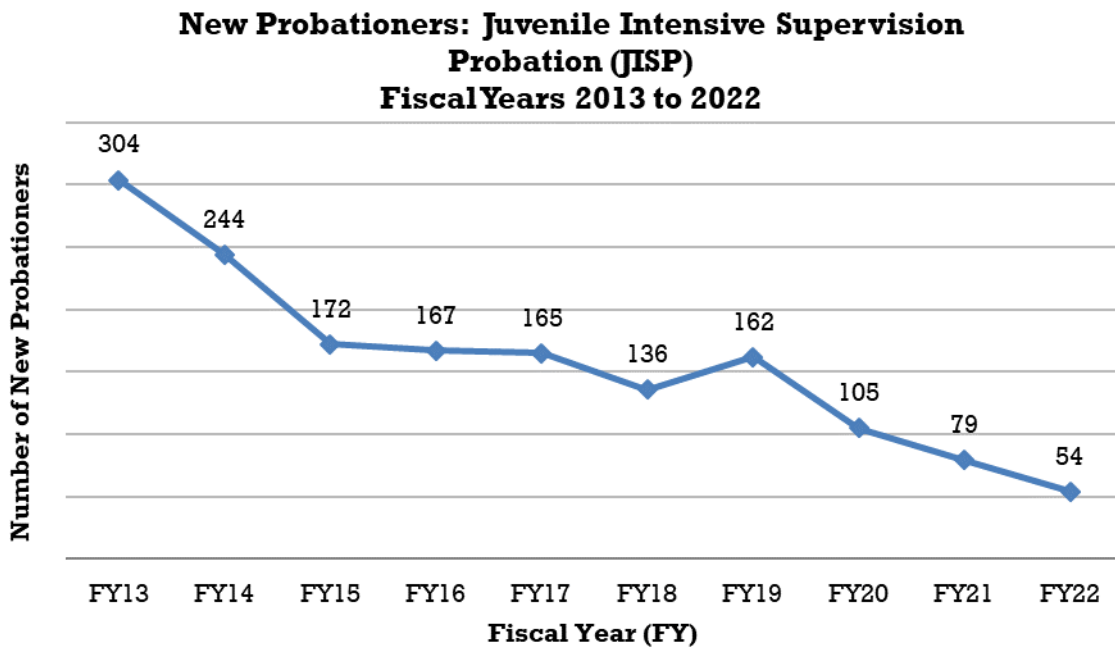


Table 92:
Colorado State Probation Intensive Programs
Juvenile Intensive Supervision Probation (JISP)
New Clients by Order Type
Fiscal Year 2022

| DISTRICT | Direct Sentence | | Transfer from Regular Probation | | Change of Venue | | Interstate Transfer to Colorado | | Total New Clients | |
|--------------|-----------------|------------|---------------------------------|------------|-----------------|-----------|---------------------------------|-----------|-------------------|-------------|
| | Number | % | Number | % | Number | % | Number | % | Number | % |
| 1 | 3 | 60% | 2 | 40% | 0 | 0% | 0 | 0% | 5 | 100% |
| 2J | 22 | 92% | 2 | 8% | 0 | 0% | 0 | 0% | 24 | 100% |
| 3 | 0 | 0% | 0 | 0% | 0 | 0% | 0 | 0% | 0 | 0% |
| 4 | 6 | 75% | 2 | 25% | 0 | 0% | 0 | 0% | 8 | 100% |
| 5 | 0 | 0% | 0 | 0% | 0 | 0% | 0 | 0% | 0 | 0% |
| 6 | 0 | 0% | 0 | 0% | 0 | 0% | 0 | 0% | 0 | 0% |
| 7 | 0 | 0% | 0 | 0% | 0 | 0% | 0 | 0% | 0 | 0% |
| 8 | 0 | 0% | 0 | 0% | 0 | 0% | 0 | 0% | 0 | 0% |
| 9 | 0 | 0% | 0 | 0% | 0 | 0% | 0 | 0% | 0 | 0% |
| 10 | 0 | 0% | 0 | 0% | 0 | 0% | 0 | 0% | 0 | 0% |
| 11 | 1 | 100% | 0 | 0% | 0 | 0% | 0 | 0% | 1 | 100% |
| 12 | 0 | 0% | 0 | 0% | 0 | 0% | 0 | 0% | 0 | 0% |
| 13 | 0 | 0% | 0 | 0% | 0 | 0% | 0 | 0% | 0 | 0% |
| 14 | 0 | 0% | 0 | 0% | 0 | 0% | 0 | 0% | 0 | 0% |
| 15 | 0 | 0% | 0 | 0% | 0 | 0% | 0 | 0% | 0 | 0% |
| 16 | 0 | 0% | 0 | 0% | 0 | 0% | 0 | 0% | 0 | 0% |
| 17 | 6 | 86% | 1 | 14% | 0 | 0% | 0 | 0% | 7 | 100% |
| 18 | 5 | 83% | 1 | 17% | 0 | 0% | 0 | 0% | 6 | 100% |
| 19 | 1 | 33% | 2 | 67% | 0 | 0% | 0 | 0% | 3 | 100% |
| 20 | 0 | 0% | 0 | 0% | 0 | 0% | 0 | 0% | 0 | 0% |
| 21 | 0 | 0% | 0 | 0% | 0 | 0% | 0 | 0% | 0 | 0% |
| 22 | 0 | 0% | 0 | 0% | 0 | 0% | 0 | 0% | 0 | 0% |
| TOTAL | 44 | 81% | 10 | 19% | 0 | 0% | 0 | 0% | 54 | 100% |

Note: Percentages may not total 100 percent because of rounding.

**Table 93:
Colorado State Probation Intensive Programs
Juvenile Intensive Supervision Probation (JISP)
Successful/Unsuccessful Terminations
Fiscal Year 2022**

| Successful Program Completion Transfer to Regular Probation ¹ | TYPE: | SUCCESSFUL TERMINATIONS ² | | UNSUCCESSFUL TERMINATIONS ³ | | | | TOTAL TERMINATIONS ⁴ | |
|--|----------|--------------------------------------|-----|--|-----|-----------|-----|---------------------------------|------|
| | | Successful (no longer on Probation) | | Revoked | | Absconded | | TOTAL TERMINATIONS ⁴ | |
| Number | DISTRICT | Number | % | Number | % | Number | % | Number | % |
| 0 | 1 | 3 | 43% | 4 | 57% | 0 | 0% | 7 | 100% |
| 0 | 2J | 17 | 57% | 12 | 40% | 1 | 3% | 30 | 100% |
| 0 | 3 | 0 | 0% | 0 | 0% | 0 | 0% | 0 | 0% |
| 0 | 4 | 8 | 89% | 1 | 11% | 0 | 0% | 9 | 100% |
| 0 | 5 | 0 | 0% | 0 | 0% | 0 | 0% | 0 | 0% |
| 0 | 6 | 0 | 0% | 0 | 0% | 0 | 0% | 0 | 0% |
| 0 | 7 | 0 | 0% | 0 | 0% | 0 | 0% | 0 | 0% |
| 2 | 8 | 0 | 0% | 0 | 0% | 0 | 0% | 0 | 0% |
| 0 | 9 | 0 | 0% | 0 | 0% | 0 | 0% | 0 | 0% |
| 0 | 10 | 0 | 0% | 0 | 0% | 0 | 0% | 0 | 0% |
| 0 | 11 | 0 | 0% | 0 | 0% | 0 | 0% | 0 | 0% |
| 0 | 12 | 0 | 0% | 0 | 0% | 0 | 0% | 0 | 0% |
| 0 | 13 | 0 | 0% | 0 | 0% | 0 | 0% | 0 | 0% |
| 0 | 14 | 0 | 0% | 0 | 0% | 0 | 0% | 0 | 0% |
| 0 | 15 | 0 | 0% | 0 | 0% | 0 | 0% | 0 | 0% |
| 0 | 16 | 0 | 0% | 0 | 0% | 0 | 0% | 0 | 0% |
| 2 | 17 | 2 | 67% | 0 | 0% | 1 | 33% | 3 | 100% |
| 1 | 18 | 12 | 50% | 7 | 29% | 5 | 21% | 24 | 100% |
| 2 | 19 | 1 | 50% | 0 | 0% | 1 | 50% | 2 | 100% |
| 0 | 20 | 1 | 50% | 1 | 50% | 0 | 0% | 2 | 100% |
| 0 | 21 | 1 | 50% | 1 | 50% | 0 | 0% | 2 | 100% |
| 0 | 22 | 0 | 0% | 0 | 0% | 0 | 0% | 0 | 0% |
| 7 | STATE | 45 | 57% | 26 | 33% | 8 | 10% | 79 | 100% |

¹**Successful Program Completion Transfer to Regular Probation:** In FY2018 those transferring to regular probation have been removed from the Successful Termination and reported separately. In previous annual reports they were combined. To see a complete list of all Intensive program transitions to regular probation see the Intensive Summary Table 100.

²**Successful Terminations:** This column includes those probationers that have terminated from probation while on JISP and are no longer on probation.

³**Unsuccessful Terminations:** This column includes JISP probationers who were revoked or absconded. A revocation is defined as a termination from JISP for a technical violation, new misdemeanor, or new felony offense. Absconded refers to probationers who become fugitives and are no longer compliant with probation supervision.

⁴**Total Terminations:** This table includes: revocations, absconders and successful terminations from probation supervision.

Additional types of JISP discharges are included in Table 94.

Note: Percentages may not total 100 percent because of rounding.

**Table 94:
Colorado State Probation Intensive Programs
Juvenile Intensive Supervision Probation (JISP)
Discharges
Fiscal Year 2022**

| DISTRICT | Successful: Transfer to Regular Probation | | Successful: Completed Program no longer on Probation | | Absconded | | Re-Sentenced to Community Corrections | | Revoked | | Deported | | Death | | Administrative Closure | | Transfer to Another Specialized Program | | Total Discharges | | Change of Venue ¹ | |
|--------------|---|-----------|--|------------|-----------|-----------|---------------------------------------|-----------|-----------|------------|----------|-----------|----------|-----------|------------------------|-----------|---|-----------|------------------|-------------|------------------------------|--------------|
| | # | % | # | % | # | % | # | % | # | % | # | % | # | % | # | % | # | % | # | % | # | DISTRICT |
| 1 | 0 | 0% | 3 | 43% | 0 | 0% | 0 | 0% | 4 | 57% | 0 | 0% | 0 | 0% | 0 | 0% | 0 | 0% | 7 | 100% | 3 | 1 |
| 2J | 0 | 0% | 17 | 53% | 1 | 3% | 0 | 0% | 12 | 38% | 0 | 0% | 1 | 3% | 0 | 0% | 1 | 3% | 32 | 100% | 17 | 2J |
| 3 | 0 | 0% | 0 | 0% | 0 | 0% | 0 | 0% | 0 | 0% | 0 | 0% | 0 | 0% | 0 | 0% | 0 | 0% | 0 | 0% | 0 | 3 |
| 4 | 0 | 0% | 8 | 89% | 0 | 0% | 0 | 0% | 1 | 11% | 0 | 0% | 0 | 0% | 0 | 0% | 0 | 0% | 9 | 100% | 0 | 4 |
| 5 | 0 | 0% | 0 | 0% | 0 | 0% | 0 | 0% | 0 | 0% | 0 | 0% | 0 | 0% | 0 | 0% | 0 | 0% | 0 | 0% | 0 | 5 |
| 6 | 0 | 0% | 0 | 0% | 0 | 0% | 0 | 0% | 0 | 0% | 0 | 0% | 0 | 0% | 0 | 0% | 0 | 0% | 0 | 0% | 0 | 6 |
| 7 | 0 | 0% | 0 | 0% | 0 | 0% | 0 | 0% | 0 | 0% | 0 | 0% | 0 | 0% | 0 | 0% | 0 | 0% | 0 | 0% | 0 | 7 |
| 8 | 2 | 100% | 0 | 0% | 0 | 0% | 0 | 0% | 0 | 0% | 0 | 0% | 0 | 0% | 0 | 0% | 0 | 0% | 2 | 100% | 0 | 8 |
| 9 | 0 | 0% | 0 | 0% | 0 | 0% | 0 | 0% | 0 | 0% | 0 | 0% | 0 | 0% | 0 | 0% | 0 | 0% | 0 | 0% | 0 | 9 |
| 10 | 0 | 0% | 0 | 0% | 0 | 0% | 0 | 0% | 0 | 0% | 0 | 0% | 0 | 0% | 0 | 0% | 0 | 0% | 0 | 0% | 0 | 10 |
| 11 | 0 | 0% | 0 | 0% | 0 | 0% | 0 | 0% | 0 | 0% | 0 | 0% | 0 | 0% | 0 | 0% | 0 | 0% | 0 | 0% | 0 | 11 |
| 12 | 0 | 0% | 0 | 0% | 0 | 0% | 0 | 0% | 0 | 0% | 0 | 0% | 0 | 0% | 0 | 0% | 0 | 0% | 0 | 0% | 0 | 12 |
| 13 | 0 | 0% | 0 | 0% | 0 | 0% | 0 | 0% | 0 | 0% | 0 | 0% | 0 | 0% | 0 | 0% | 0 | 0% | 0 | 0% | 0 | 13 |
| 14 | 0 | 0% | 0 | 0% | 0 | 0% | 0 | 0% | 0 | 0% | 0 | 0% | 0 | 0% | 0 | 0% | 0 | 0% | 0 | 0% | 0 | 14 |
| 15 | 0 | 0% | 0 | 0% | 0 | 0% | 0 | 0% | 0 | 0% | 0 | 0% | 0 | 0% | 0 | 0% | 0 | 0% | 0 | 0% | 0 | 15 |
| 16 | 0 | 0% | 0 | 0% | 0 | 0% | 0 | 0% | 0 | 0% | 0 | 0% | 0 | 0% | 0 | 0% | 0 | 0% | 0 | 0% | 0 | 16 |
| 17 | 2 | 29% | 2 | 29% | 1 | 14% | 0 | 0% | 0 | 0% | 0 | 0% | 2 | 29% | 0 | 0% | 0 | 0% | 7 | 100% | 6 | 17 |
| 18 | 1 | 4% | 12 | 48% | 5 | 20% | 0 | 0% | 7 | 28% | 0 | 0% | 0 | 0% | 0 | 0% | 0 | 0% | 25 | 100% | 2 | 18 |
| 19 | 2 | 50% | 1 | 25% | 1 | 25% | 0 | 0% | 0 | 0% | 0 | 0% | 0 | 0% | 0 | 0% | 0 | 0% | 4 | 100% | 0 | 19 |
| 20 | 0 | 0% | 1 | 50% | 0 | 0% | 0 | 0% | 1 | 50% | 0 | 0% | 0 | 0% | 0 | 0% | 0 | 0% | 2 | 100% | 0 | 20 |
| 21 | 0 | 0% | 1 | 50% | 0 | 0% | 0 | 0% | 1 | 50% | 0 | 0% | 0 | 0% | 0 | 0% | 0 | 0% | 2 | 100% | 0 | 21 |
| 22 | 0 | 0% | 0 | 0% | 0 | 0% | 0 | 0% | 0 | 0% | 0 | 0% | 0 | 0% | 0 | 0% | 0 | 0% | 0 | 0% | 0 | 22 |
| TOTAL | 7 | 8% | 45 | 50% | 8 | 9% | 0 | 0% | 26 | 29% | 0 | 0% | 3 | 3% | 0 | 0% | 1 | 1% | 90 | 100% | 29 | TOTAL |

¹**Change of Venue:** Beginning in FY 2008 change of venue cases were removed from "Total Discharges" as they are accounted for within the existing closure categories. These numbers are reported separately to track the number of change of venue cases between courts and probation.

Note: Percentages may not total 100 percent because of rounding.

**Table 95:
Colorado State Probation Intensive Programs
Juvenile Intensive Supervision Probation (JISP)
Type of Revocation
Fiscal Year 2022**

| DISTRICT | Revoked: New Felony ¹ | | Revoked: New Misdemeanor ² | | Revoked: Technical ³ | | Total Revocations ⁴ | |
|--------------|-------------------------------------|------------|--|-----------|------------------------------------|------------|--------------------------------|-------------|
| | Number | % | Number | % | Number | % | Number | % |
| 1 | 0 | 0% | 0 | 0% | 4 | 100% | 4 | 100% |
| 2J | 11 | 92% | 0 | 0% | 1 | 8% | 12 | 100% |
| 3 | 0 | 0% | 0 | 0% | 0 | 0% | 0 | 0% |
| 4 | 0 | 0% | 0 | 0% | 1 | 100% | 1 | 100% |
| 5 | 0 | 0% | 0 | 0% | 0 | 0% | 0 | 0% |
| 6 | 0 | 0% | 0 | 0% | 0 | 0% | 0 | 0% |
| 7 | 0 | 0% | 0 | 0% | 0 | 0% | 0 | 0% |
| 8 | 0 | 0% | 0 | 0% | 0 | 0% | 0 | 0% |
| 9 | 0 | 0% | 0 | 0% | 0 | 0% | 0 | 0% |
| 10 | 0 | 0% | 0 | 0% | 0 | 0% | 0 | 0% |
| 11 | 0 | 0% | 0 | 0% | 0 | 0% | 0 | 0% |
| 12 | 0 | 0% | 0 | 0% | 0 | 0% | 0 | 0% |
| 13 | 0 | 0% | 0 | 0% | 0 | 0% | 0 | 0% |
| 14 | 0 | 0% | 0 | 0% | 0 | 0% | 0 | 0% |
| 15 | 0 | 0% | 0 | 0% | 0 | 0% | 0 | 0% |
| 16 | 0 | 0% | 0 | 0% | 0 | 0% | 0 | 0% |
| 17 | 0 | 0% | 0 | 0% | 0 | 0% | 0 | 0% |
| 18 | 6 | 86% | 1 | 14% | 0 | 0% | 7 | 100% |
| 19 | 0 | 0% | 0 | 0% | 0 | 0% | 0 | 0% |
| 20 | 1 | 100% | 0 | 0% | 0 | 0% | 1 | 100% |
| 21 | 0 | 0% | 1 | 100% | 0 | 0% | 1 | 100% |
| 22 | 0 | 0% | 0 | 0% | 0 | 0% | 0 | 0% |
| TOTAL | 18 | 69% | 2 | 8% | 6 | 23% | 26 | 100% |

¹**New Felony:** Includes revocations for a new felony offense committed while on probation supervision.

²**New Misdemeanor:** Includes revocations for a new misdemeanor offense committed while on probation supervision.

³**Technical:** Includes revocations for technical probation supervision violations (e.g. drug use, non-compliance).

⁴**Total Revocations:** Total includes all felony, misdemeanor, and technical violations resulting in a revocation from probation.

Note: Percentages may not total 100 percent because of rounding.



Intensive Programs Summary

**Table 96:
Colorado State Probation
Intensive Program Completion Transferred to Regular Probation
Fiscal Year 2022**

| DISTRICT | LS-Adult Intensive Supervision Probation (LSIP) ¹ | | CC-Adult Intensive Supervision Probation (CCIP) ² | | Sex Offender Intensive Supervision Probation (SOISP) | | Juvenile Intensive Supervision Probation (JISP) | | TOTAL TRANSFERS TO REGULAR PROBATION | |
|-----------------|--|------------|--|------------|--|------------|---|-----------|--|-------------|
| | Number | % | Number | % | Number | % | Number | % | Number | % |
| 1 | 4 | 17% | 17 | 71% | 3 | 13% | 0 | 0% | 24 | 100% |
| 2A ³ | 2 | 5% | 26 | 59% | 16 | 36% | | | 44 | 100% |
| 2J ⁴ | | | | | | | 0 | 0% | 0 | 0% |
| 3 | 0 | 0% | 0 | 0% | 0 | 0% | 0 | 0% | 0 | 0% |
| 4 | 24 | 29% | 41 | 50% | 17 | 21% | 0 | 0% | 82 | 100% |
| 5 | 1 | 33% | 2 | 67% | 0 | 0% | 0 | 0% | 3 | 100% |
| 6 | 0 | 0% | 0 | 0% | 0 | 0% | 0 | 0% | 0 | 0% |
| 7 | 0 | 0% | 0 | 0% | 0 | 0% | 0 | 0% | 0 | 0% |
| 8 | 7 | 27% | 9 | 35% | 8 | 31% | 2 | 8% | 26 | 100% |
| 9 | 0 | 0% | 0 | 0% | 0 | 0% | 0 | 0% | 0 | 0% |
| 10 | 3 | 33% | 4 | 44% | 2 | 22% | 0 | 0% | 9 | 100% |
| 11 | 0 | 0% | 0 | 0% | 2 | 100% | 0 | 0% | 2 | 100% |
| 12 | 1 | 50% | 0 | 0% | 1 | 50% | 0 | 0% | 2 | 100% |
| 13 | 2 | 40% | 3 | 60% | 0 | 0% | 0 | 0% | 5 | 100% |
| 14 | 0 | 0% | 0 | 0% | 0 | 0% | 0 | 0% | 0 | 0% |
| 15 | 0 | 0% | 0 | 0% | 0 | 0% | 0 | 0% | 0 | 0% |
| 16 | 0 | 0% | 0 | 0% | 0 | 0% | 0 | 0% | 0 | 0% |
| 17 | 30 | 63% | 9 | 19% | 7 | 15% | 2 | 4% | 48 | 100% |
| 18 | 14 | 40% | 9 | 26% | 11 | 31% | 1 | 3% | 35 | 100% |
| 19 | 9 | 41% | 11 | 50% | 0 | 0% | 2 | 9% | 22 | 100% |
| 20 | 4 | 25% | 4 | 25% | 8 | 50% | 0 | 0% | 16 | 100% |
| 21 | 0 | 0% | 11 | 50% | 11 | 50% | 0 | 0% | 22 | 100% |
| 22 | 0 | 0% | 0 | 0% | 0 | 0% | 0 | 0% | 0 | 0% |
| TOTAL | 101 | 30% | 146 | 43% | 86 | 25% | 7 | 2% | 340 | 100% |

¹**LS-Adult Intensive Supervision Probation (LSIP):** The AISP program was modified and renamed in 2013, following the passage of HB13-250. LSIP targets the higher risk/lower needs (absence of substance dependence and mental health issues) probationers.

²**CC-Adult Intensive Supervision Probation (CCIP):** The CCIP program was developed in FY 2019, with full implementation in FY 2020. CCIP targets the higher risk/higher needs (significant disruptions due to substance abuse, mental health issues, and stability factors) probationers.

³**2A:** Denver Adult Probation. This is the only district that exclusively supervises adult probationers.

⁴**2J:** Denver Juvenile Probation. This is the only district that exclusively supervises juvenile probationers.

Note: Percentages may not total 100 percent because of rounding.

**Table 97:
Colorado State Probation Intensive Programs
Active Client Summary on June 30, 2022
Fiscal Year 2022**

| DISTRICT | LS- Adult Intensive Supervision Probation (LSIP) ¹ | | CC- Adult Intensive Supervision Probation (CCIP) ² | | Sex Offender Intensive Supervision Probation (SOISP) ³ | | Juvenile Intensive Supervision Probation (JISP) ⁴ | | TOTAL ACTIVE CLIENTS | |
|-----------------|---|------------|---|------------|---|------------|--|-----------|----------------------|-------------|
| | Number | % | Number | % | Number | % | Number | % | Number | % |
| 1 | 75 | 18% | 154 | 38% | 166 | 41% | 13 | 3% | 408 | 100% |
| 2A ⁵ | 2 | 1% | 149 | 45% | 183 | 55% | | | 334 | 100% |
| 2J ⁶ | | | | | | | 37 | 100% | 37 | 100% |
| 3 | 0 | 0% | 0 | 0% | 1 | 100% | 0 | 0% | 1 | 100% |
| 4 | 110 | 17% | 224 | 34% | 305 | 46% | 20 | 3% | 659 | 100% |
| 5 | 12 | 28% | 14 | 33% | 17 | 40% | 0 | 0% | 43 | 100% |
| 6 | 0 | 0% | 0 | 0% | 13 | 100% | 0 | 0% | 13 | 100% |
| 7 | 0 | 0% | 0 | 0% | 10 | 100% | 0 | 0% | 10 | 100% |
| 8 | 52 | 16% | 132 | 40% | 144 | 44% | 0 | 0% | 328 | 100% |
| 9 | 1 | 20% | 0 | 0% | 4 | 80% | 0 | 0% | 5 | 100% |
| 10 | 13 | 15% | 27 | 30% | 49 | 55% | 0 | 0% | 89 | 100% |
| 11 | 4 | 31% | 0 | 0% | 9 | 69% | 0 | 0% | 13 | 100% |
| 12 | 1 | 20% | 0 | 0% | 3 | 60% | 1 | 20% | 5 | 100% |
| 13 | 13 | 25% | 21 | 40% | 18 | 35% | 0 | 0% | 52 | 100% |
| 14 | 1 | 14% | 0 | 0% | 6 | 86% | 0 | 0% | 7 | 100% |
| 15 | 1 | 100% | 0 | 0% | 0 | 0% | 0 | 0% | 1 | 100% |
| 16 | 7 | 64% | 2 | 18% | 2 | 18% | 0 | 0% | 11 | 100% |
| 17 | 102 | 28% | 110 | 30% | 135 | 37% | 15 | 4% | 362 | 100% |
| 18 | 72 | 16% | 74 | 17% | 264 | 60% | 33 | 7% | 443 | 100% |
| 19 | 91 | 28% | 138 | 42% | 91 | 28% | 7 | 2% | 327 | 100% |
| 20 | 31 | 24% | 15 | 12% | 82 | 63% | 2 | 2% | 130 | 100% |
| 21 | 16 | 15% | 39 | 37% | 51 | 48% | 0 | 0% | 106 | 100% |
| 22 | 2 | 9% | 5 | 22% | 16 | 70% | 0 | 0% | 23 | 100% |
| TOTAL | 606 | 18% | 1,104 | 32% | 1,569 | 46% | 128 | 4% | 3,407 | 100% |

¹**LS-Adult Intensive Supervision Probation (LSIP):** The AISP program was modified and renamed in 2013, following the passage of HB13-250. LSIP targets the higher risk/lower needs (absence of substance dependence and mental health issues) probationers.

²**CC-Adult Intensive Supervision Probation (CCIP):** The CCIP program was developed in FY 2019, with full implementation in FY 2020. CCIP targets the higher risk/higher needs (significant disruptions due to substance abuse, mental health issues, and stability factors) probationers.

³**Sex Offender Intensive Supervision Probation:** The Non-SOISP sex offender population is included in the Regular Adult Probation Tables.

⁴**Juvenile Intensive Supervision Probation:** This number may include juveniles who have committed sexual offenses that have been sentenced to JISP.

⁵**2A:** Denver Adult Probation. This is the only district that exclusively supervises adult probationers.

⁶**2J:** Denver Juvenile Probation. This is the only district that exclusively supervises juvenile probationers.

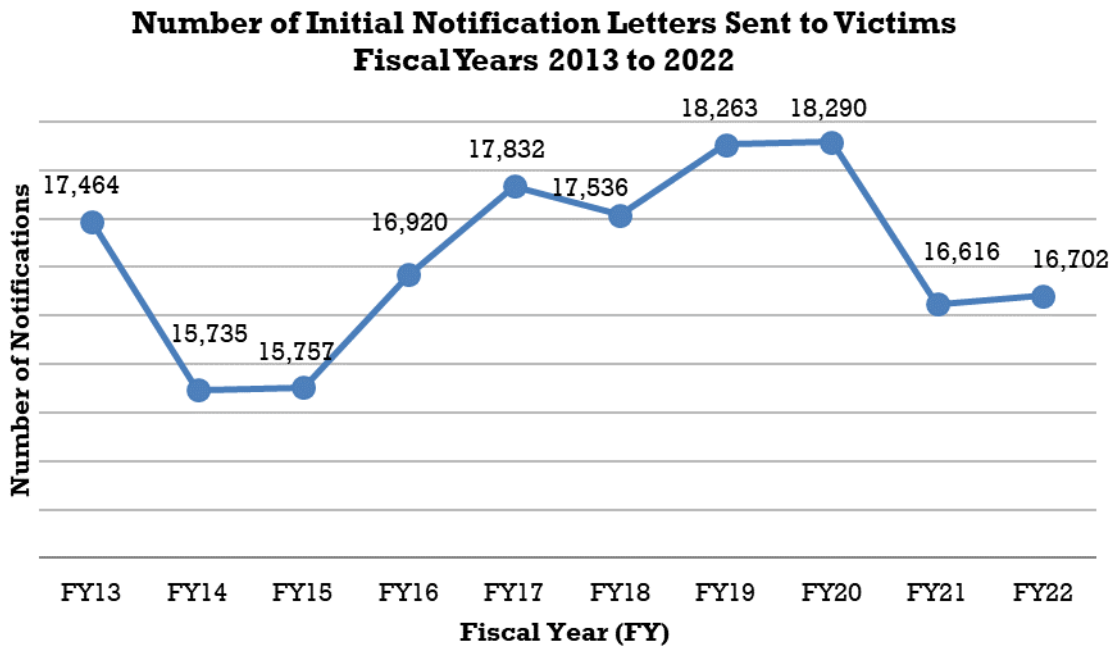
Note: Percentages may not total 100 percent because of rounding.



Victim Services

Victim Services

In FY 1993 Colorado's General Assembly enacted victims' rights legislation for victims of personal crimes. In 1996, the Victims' Rights Act was amended to require Colorado Probation departments to provide victim services. Each of the state's 23 probation departments provides services to eligible victims, who request to be notified, of critical events. In addition to providing referrals and general assistance, in FY 2022 Probation Victim Services Officers sent letters to 16,702 victims of crime informing them of their right to receive notification. Of these victims, 23% (3,799) requested receipt of the statutorily required notification. In FY 2022, there were a total of 24,752 critical probation notification events that occurred.



**Table 98:
Colorado Probation
Summary of Victim Services¹
Fiscal Year 2018 to Fiscal Year 2022**

| | FY 2018 | FY 2019 | FY 2020 | FY 2021 | FY 2022 |
|---|---------------|---------------|---------------|---------------|---------------|
| VICTIM SERVICES² | | | | | |
| Initial Notifications Sent | 17,536 | 18,263 | 18,290 | 16,616 | 16,702 |
| Notification Requests Returned | 3,055 | 3,955 | 3,534 | 3,749 | 3,799 |
| Percent of Victims Requesting Notification | 17% | 22% | 19% | 23% | 23% |
| VICTIM NOTIFICATION OF CRITICAL PROBATION EVENTS³ | | | | | |
| Date of Probation Termination | 2,364 | 2,605 | 2,833 | 2,993 | 3,245 |
| Early Termination Requests | 525 | 497 | 520 | 595 | 671 |
| Probation Revocation Hearing/Disposition | 7,180 | 7,987 | 7,635 | 9,173 | 9,920 |
| Probation Violation Increase in Supervision (DV only) | 439 | 663 | 808 | 689 | 544 |
| Modification of Probation Sentence/Supervision | 529 | 766 | 954 | 893 | 976 |
| Change of Venue/Transfer of Jurisdiction | 971 | 1,247 | 1,493 | 1,330 | 1,949 |
| Abscond/Warrant | 2,303 | 2,099 | 5,392 | 5,999 | 7,364 |
| Death of a Probationer | 42 | 32 | 82 | 62 | 83 |
| TOTAL NOTIFICATIONS | 14,353 | 15,896 | 19,717 | 21,734 | 24,752 |

¹**Summary of Colorado Probation Victim Services:** Beginning in FY 2008 the information included in this chart reflects only activities that are statutorily required. In previous years additional courtesy notification events were reported; these were "Change of Probation Officer and Supervision Location" and "Hearing Other than Revocation". Prior to FY 2007 the VRA stated that probation had to notify victims of domestic violence of "any violation of probation". In the 2006 legislative session, this requirement was repealed and the following provision for notification was enacted: "concerning domestic violence cases, any conduct by the probationer that results in an increase in supervision level by the probation department". In FY 2016 the probation departments began coding this critical stage in "Probation Violation Increase in Supervision (DV only)".

²**VICTIM SERVICES:** These notifications are done by state probation and private probation

³**VICTIM NOTIFICATION OF CRITICAL PROBATION EVENTS:** These numbers include all of the statutorily (§24-4.1-303 (13.5) (a) C.R.S) required notifications of the critical stages of probation supervision. These notifications are done by state probation and private probation providers.

**Table 99:
Colorado Probation
Victims Services
Notifications for Fiscal Year 2022**

| District | Initial Notification Sent ¹ | Notification Requests Returned | Percent of Victims Requesting Notification |
|-----------------|--|--------------------------------|--|
| 1 | 1,948 | 409 | 21% |
| 2A | 1,191 | 426 | 36% |
| 2J | 282 | 5 | 2% |
| 3 | 140 | 14 | 10% |
| 4 | 2,021 | 695 | 34% |
| 5 | 523 | 61 | 12% |
| 6 | 298 | 16 | 5% |
| 7 | 672 | 122 | 18% |
| 8 | 1,135 | 428 | 38% |
| 9 | 557 | 27 | 5% |
| 10 | 870 | 58 | 7% |
| 11 | 365 | 46 | 13% |
| 12 | 282 | 14 | 5% |
| 13 | 341 | 38 | 11% |
| 14 | 323 | 31 | 10% |
| 15 | 129 | 1 | 1% |
| 16 | 115 | 14 | 12% |
| 17 | 2,099 | 392 | 19% |
| 18 | 1,520 | 455 | 30% |
| 19 ² | 31 | 173 | 558% |
| 20 | 1,331 | 275 | 21% |
| 21 ² | 292 | 63 | 22% |
| 22 | 237 | 36 | 15% |
| STATE | 16,702 | 3,799 | 23% |

¹ **Initial Notification Sent:** Initial notification may be done by state probation or private probation. In some circumstances initial notification may be done in conjunction with the District Attorney's Office and may not be captured in this table.

² **19th and 21st Judicial District:** These districts confirmed the initial notifications were sent by the District Attorney's Office.

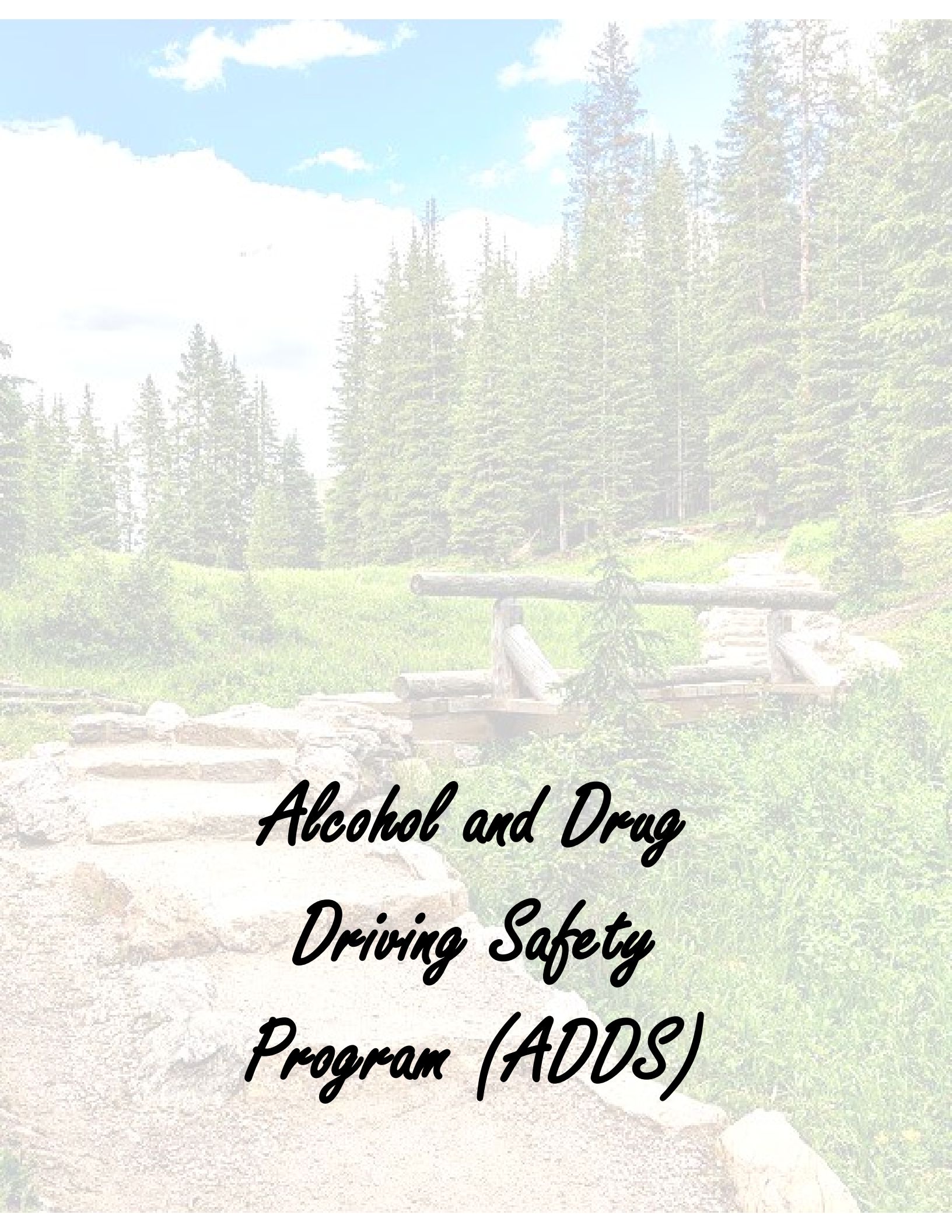
**Table 100:
Colorado Probation
Victim Services¹**

Notification of Critical Probation Events² Fiscal Year 2022

| District | Date of Probation Termination | Early Termination Requests | Probation Revocation Hearing/Disposition | Probation Violation Increase in Supervision (DV only) | Modification of Probation Sentence/Supervision | Change of Venue/Transfer of Jurisdiction | Abscond/Warrant | Death of a Probationer | TOTAL NOTIFICATIONS |
|--------------|-------------------------------|----------------------------|--|---|--|--|-----------------|------------------------|---------------------|
| 1 | 494 | 83 | 1,571 | 0 | 111 | 146 | 727 | 11 | 3,143 |
| 2A | 245 | 54 | 1,155 | 71 | 89 | 112 | 1,151 | 10 | 2,887 |
| 2J | 2 | 1 | 2 | 1 | 1 | 2 | 5 | 1 | 15 |
| 3 | 10 | 1 | 6 | 5 | 1 | 12 | 20 | 2 | 57 |
| 4 | 585 | 13 | 54 | 116 | 188 | 244 | 1,021 | 7 | 2,228 |
| 5 | 21 | 21 | 203 | 90 | 5 | 48 | 91 | 1 | 480 |
| 6 | 43 | 30 | 46 | 1 | 8 | 15 | 30 | 1 | 174 |
| 7 | 45 | 22 | 205 | 6 | 31 | 49 | 93 | 3 | 454 |
| 8 | 360 | 100 | 1,906 | 20 | 91 | 112 | 394 | 9 | 2,992 |
| 9 | 36 | 1 | 39 | 22 | 8 | 38 | 57 | 1 | 202 |
| 10 | 58 | 35 | 89 | 19 | 18 | 150 | 407 | 3 | 779 |
| 11 | 61 | 21 | 386 | 4 | 23 | 51 | 212 | 1 | 759 |
| 12 | 17 | 3 | 37 | 14 | 6 | 6 | 33 | 1 | 117 |
| 13 | 55 | 1 | 116 | 9 | 2 | 38 | 84 | 3 | 308 |
| 14 | 41 | 6 | 81 | 4 | 10 | 34 | 18 | 2 | 196 |
| 15 | 1 | 1 | 4 | 1 | 1 | 5 | 3 | 1 | 17 |
| 16 | 9 | 1 | 24 | 4 | 1 | 6 | 29 | 1 | 75 |
| 17 | 369 | 12 | 1,019 | 13 | 112 | 98 | 727 | 4 | 2,354 |
| 18 | 308 | 62 | 1,198 | 6 | 87 | 248 | 775 | 5 | 2,689 |
| 19 | 165 | 61 | 976 | 26 | 48 | 123 | 818 | 4 | 2,221 |
| 20 | 199 | 107 | 236 | 102 | 92 | 377 | 284 | 5 | 1,402 |
| 21 | 78 | 23 | 484 | 9 | 25 | 25 | 337 | 4 | 985 |
| 22 | 43 | 12 | 83 | 1 | 18 | 10 | 48 | 3 | 218 |
| STATE | 3,245 | 671 | 9,920 | 544 | 976 | 1,949 | 7,364 | 83 | 24,752 |

¹**Summary of Colorado Probation Victim Services:** Beginning in FY 2008 the information included in this chart reflects only activities that are statutorily required. In previous years additional courtesy notification events were reported; these were "Change of Probation Officer and Supervision Location" and "Hearing Other than Revocation". Prior to FY 2007 the VRA stated that probation had to notify victims of domestic violence of "any violation of probation". In the 2006 legislative session, this requirement was repealed and the following provision for notification was enacted: "concerning domestic violence cases, any conduct by the probationer that results in an increase in supervision level by the probation department". In FY 2016 the probation departments began coding this critical stage in "Probation Violation Increase in Supervision (DV only)".

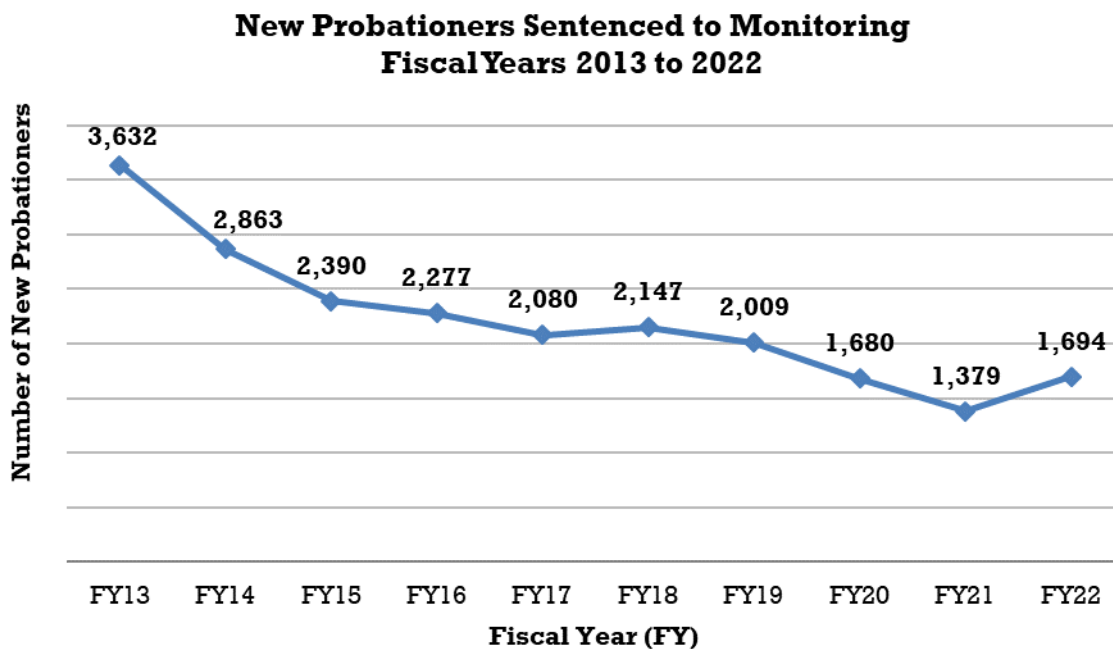
²**Victim Notification of Critical Probation Events:** These numbers include all of the statutorily (§24-4.1-303 (13.5) (a) C.R.S) required notifications of the critical stages of probation supervision. These notifications are done by state probation and private probation providers.



*Alcohol and Drug
Driving Safety
Program (ADDS)*

Alcohol and Drug Driving Safety Program (ADDS)

In FY 2007 the Alcohol and Drug Driving Safety (ADDS) Program was fully integrated within each probation department. The ADDS program conducts alcohol/drug evaluations and makes treatment recommendations for offenders convicted of driving under the influence of, or impaired by, drugs or alcohol. In FY 2022 the program completed 15,097 DUI/DWAI Evaluations for Colorado’s district and county courts, excluding Denver County. In FY 2022 there were 1,694 offenders sentenced to monitoring. On June 30, 2022 there were 2,864 DUI/DWAI offenders being monitored by State Probation. In FY 2022 state probation successfully terminated 1,134 (86%) DUI monitored offenders. Other DUI/DWAI offenders who were sentenced to regular probation supervision are included in the Adult Probation section but are not separately identified.



**Table 101:
Colorado State Probation
Alcohol and Drug Driving Safety Program (ADDS)
New State DUI/DWAI Monitored Clients
Fiscal Year 2022**

| DISTRICT | Monitoring Sentence (Alcohol Evaluation completed pre- sentence) | | Monitoring Sentence (Alcohol Evaluation completed post- sentence) | | Monitoring Sentence Revoked and Reinstated | | Monitoring Deferred Sentence | | TOTAL Monitoring | |
|----------------|---|-----|--|-----|--|-----|---------------------------------|------|------------------|------|
| | Number | % | Number | % | Number | % | Number | % | Number | % |
| 1 | 1 | 33% | 0 | 0% | 2 | 67% | 0 | 0% | 3 | 100% |
| 2 ¹ | 0 | 0% | 0 | 0% | 0 | 0% | 0 | 0% | 0 | 0% |
| 3 | 5 | 24% | 0 | 0% | 0 | 0% | 16 | 76% | 21 | 100% |
| 4 | 0 | 0% | 3 | 50% | 0 | 0% | 3 | 50% | 6 | 100% |
| 5 | 6 | 2% | 376 | 97% | 4 | 1% | 0 | 0% | 386 | 100% |
| 6 | 6 | 2% | 151 | 55% | 0 | 0% | 116 | 42% | 273 | 100% |
| 7 | 4 | 2% | 200 | 93% | 4 | 2% | 6 | 3% | 214 | 100% |
| 8 | 0 | 0% | 0 | 0% | 0 | 0% | 0 | 0% | 0 | 0% |
| 9 | 13 | 4% | 313 | 93% | 6 | 2% | 3 | 1% | 335 | 100% |
| 10 | 0 | 0% | 0 | 0% | 0 | 0% | 0 | 0% | 0 | 0% |
| 11 | 0 | 0% | 0 | 0% | 0 | 0% | 0 | 0% | 0 | 0% |
| 12 | 0 | 0% | 0 | 0% | 0 | 0% | 0 | 0% | 0 | 0% |
| 13 | 0 | 0% | 0 | 0% | 0 | 0% | 1 | 100% | 1 | 100% |
| 14 | 75 | 43% | 91 | 52% | 3 | 2% | 6 | 3% | 175 | 100% |
| 15 | 0 | 0% | 26 | 96% | 0 | 0% | 1 | 4% | 27 | 100% |
| 16 | 8 | 44% | 0 | 0% | 0 | 0% | 10 | 56% | 18 | 100% |
| 17 | 0 | 0% | 0 | 0% | 0 | 0% | 1 | 100% | 1 | 100% |
| 18 | 0 | 0% | 2 | 40% | 3 | 60% | 0 | 0% | 5 | 100% |
| 19 | 1 | 13% | 6 | 75% | 1 | 13% | 0 | 0% | 8 | 100% |
| 20 | 0 | 0% | 0 | 0% | 0 | 0% | 0 | 0% | 0 | 0% |
| 21 | 21 | 10% | 188 | 90% | 1 | 0% | 0 | 0% | 210 | 100% |
| 22 | 1 | 9% | 0 | 0% | 2 | 18% | 8 | 73% | 11 | 100% |
| STATE | 141 | 8% | 1,356 | 80% | 26 | 2% | 171 | 10% | 1,694 | 100% |

¹2: In the 2nd Judicial District, DUI/DWAI cases may be filed in Denver County Court or District Court. Denver County Court filings are not included in the State Court system. Denver District Court probation sentences will be included in this annual report.

Note: Percentages may not total 100 percent because of rounding.

**Table 102:
Colorado State Probation
Alcohol and Drug Driving Safety Program (ADDS)
New State DUI/DWAI Monitored Clients by Gender
Fiscal Year 2022**

| TYPE: DISTRICT | Female | | Male | | Unknown | | TOTAL NEW CLIENTS | |
|-------------------|--------|------|--------|------|---------|----|-------------------|------|
| | Number | % | Number | % | Number | % | Number | % |
| 1 | 1 | 33% | 2 | 67% | 0 | 0% | 3 | 100% |
| 2 ¹ | 0 | 0% | 0 | 0% | 0 | 0% | 0 | 0% |
| 3 | 5 | 24% | 16 | 76% | 0 | 0% | 21 | 100% |
| 4 | 2 | 33% | 4 | 67% | 0 | 0% | 6 | 100% |
| 5 | 104 | 27% | 280 | 73% | 2 | 1% | 386 | 100% |
| 6 | 96 | 35% | 176 | 64% | 1 | 0% | 273 | 100% |
| 7 | 45 | 21% | 169 | 79% | 0 | 0% | 214 | 100% |
| 8 | 0 | 0% | 0 | 0% | 0 | 0% | 0 | 0% |
| 9 | 85 | 25% | 250 | 75% | 0 | 0% | 335 | 100% |
| 10 | 0 | 0% | 0 | 0% | 0 | 0% | 0 | 0% |
| 11 | 0 | 0% | 0 | 0% | 0 | 0% | 0 | 0% |
| 12 | 0 | 0% | 0 | 0% | 0 | 0% | 0 | 0% |
| 13 | 0 | 0% | 1 | 100% | 0 | 0% | 1 | 100% |
| 14 | 51 | 29% | 124 | 71% | 0 | 0% | 175 | 100% |
| 15 | 8 | 30% | 19 | 70% | 0 | 0% | 27 | 100% |
| 16 | 6 | 33% | 12 | 67% | 0 | 0% | 18 | 100% |
| 17 | 1 | 100% | 0 | 0% | 0 | 0% | 1 | 100% |
| 18 | 0 | 0% | 5 | 100% | 0 | 0% | 5 | 100% |
| 19 | 1 | 13% | 7 | 88% | 0 | 0% | 8 | 100% |
| 20 | 0 | 0% | 0 | 0% | 0 | 0% | 0 | 0% |
| 21 | 61 | 29% | 149 | 71% | 0 | 0% | 210 | 100% |
| 22 | 2 | 18% | 9 | 82% | 0 | 0% | 11 | 100% |
| STATE | 468 | 28% | 1,223 | 72% | 3 | 0% | 1,694 | 100% |

¹2: In the 2nd Judicial District, DUI/DWAI cases may be filed in Denver County Court or District Court. Denver County Court filings are not included in the State Court system. Denver District Court probation sentences will be included in this annual report.

Note: Percentages may not total 100 percent because of rounding.

**Table 103:
Colorado State Probation
Alcohol and Drug Driving Safety Program (ADDS)
New State DUI/DWAI Monitored Clients by Ethnic Group¹
Fiscal Year 2022**

| TYPE: DISTRICT | Caucasian | | African American | | Asian | | Hispanic | | Native American | | Other | | TOTAL NEW CLIENTS | |
|-------------------|-----------|------|------------------|-----|--------|----|----------|-----|-----------------|-----|--------|-----|-------------------|------|
| | Number | % | Number | % | Number | % | Number | % | Number | % | Number | % | Number | % |
| 1 | 3 | 100% | 0 | 0% | 0 | 0% | 0 | 0% | 0 | 0% | 0 | 0% | 3 | 100% |
| 2 ² | 0 | 0% | 0 | 0% | 0 | 0% | 0 | 0% | 0 | 0% | 0 | 0% | 0 | 0% |
| 3 | 14 | 67% | 1 | 5% | 0 | 0% | 4 | 19% | 0 | 0% | 2 | 10% | 21 | 100% |
| 4 | 5 | 83% | 1 | 17% | 0 | 0% | 0 | 0% | 0 | 0% | 0 | 0% | 6 | 100% |
| 5 | 331 | 86% | 4 | 1% | 3 | 1% | 44 | 11% | 0 | 0% | 4 | 1% | 386 | 100% |
| 6 | 184 | 67% | 2 | 1% | 3 | 1% | 26 | 10% | 46 | 17% | 12 | 4% | 273 | 100% |
| 7 | 175 | 82% | 2 | 1% | 2 | 1% | 29 | 14% | 2 | 1% | 4 | 2% | 214 | 100% |
| 8 | 0 | 0% | 0 | 0% | 0 | 0% | 0 | 0% | 0 | 0% | 0 | 0% | 0 | 0% |
| 9 | 278 | 83% | 5 | 1% | 1 | 0% | 43 | 13% | 1 | 0% | 7 | 2% | 335 | 100% |
| 10 | 0 | 0% | 0 | 0% | 0 | 0% | 0 | 0% | 0 | 0% | 0 | 0% | 0 | 0% |
| 11 | 0 | 0% | 0 | 0% | 0 | 0% | 0 | 0% | 0 | 0% | 0 | 0% | 0 | 0% |
| 12 | 0 | 0% | 0 | 0% | 0 | 0% | 0 | 0% | 0 | 0% | 0 | 0% | 0 | 0% |
| 13 | 1 | 100% | 0 | 0% | 0 | 0% | 0 | 0% | 0 | 0% | 0 | 0% | 1 | 100% |
| 14 | 151 | 86% | 2 | 1% | 0 | 0% | 15 | 9% | 0 | 0% | 7 | 4% | 175 | 100% |
| 15 | 19 | 70% | 3 | 11% | 1 | 4% | 4 | 15% | 0 | 0% | 0 | 0% | 27 | 100% |
| 16 | 15 | 83% | 0 | 0% | 0 | 0% | 3 | 17% | 0 | 0% | 0 | 0% | 18 | 100% |
| 17 | 1 | 100% | 0 | 0% | 0 | 0% | 0 | 0% | 0 | 0% | 0 | 0% | 1 | 100% |
| 18 | 3 | 60% | 0 | 0% | 0 | 0% | 2 | 40% | 0 | 0% | 0 | 0% | 5 | 100% |
| 19 | 3 | 38% | 0 | 0% | 0 | 0% | 5 | 63% | 0 | 0% | 0 | 0% | 8 | 100% |
| 20 | 0 | 0% | 0 | 0% | 0 | 0% | 0 | 0% | 0 | 0% | 0 | 0% | 0 | 0% |
| 21 | 177 | 84% | 8 | 4% | 1 | 0% | 23 | 11% | 1 | 0% | 0 | 0% | 210 | 100% |
| 22 | 6 | 55% | 0 | 0% | 0 | 0% | 1 | 9% | 4 | 36% | 0 | 0% | 11 | 100% |
| STATE | 1,366 | 81% | 28 | 2% | 11 | 1% | 199 | 12% | 54 | 3% | 36 | 2% | 1,694 | 100% |

¹ **Ethnic Group:** This data is entered by court staff from information provided in the summons, affidavit, arrest report, or complaint filed with the court.

²**2:** In the 2nd Judicial District, DUI/DWAI cases may be filed in Denver County Court or District Court. Denver County Court filings are not included in the State Court system. Denver District Court probation sentences will be included in this annual report.

Note: Percentages may not total 100 percent because of rounding.

**Table 104:
Colorado State Probation
Alcohol and Drug Driving Safety Program (ADDS)
New State DUI/DWAI Monitored Clients by Age
Fiscal Year 2022**

| TYPE: | 0-17 Years | | 18-20 Years | | 21-24 Years | | 25-32 Years | | 33-39 Years | | 40 and above | | Unknown | | TOTAL NEW CLIENTS | |
|----------------|------------|--------|-------------|--------|-------------|--------|-------------|--------|-------------|--------|--------------|--------|---------|--------|-------------------|--------|
| | DISTRICT | Number | % | Number | % | Number | % | Number | % | Number | % | Number | % | Number | % | Number |
| 1 | 0 | 0% | 0 | 0% | 0 | 0% | 0 | 0% | 1 | 33% | 2 | 67% | 0 | 0% | 3 | 100% |
| 2 ¹ | 0 | 0% | 0 | 0% | 0 | 0% | 0 | 0% | 0 | 0% | 0 | 0% | 0 | 0% | 0 | 0% |
| 3 | 0 | 0% | 0 | 0% | 4 | 19% | 7 | 33% | 1 | 5% | 9 | 43% | 0 | 0% | 21 | 100% |
| 4 | 0 | 0% | 1 | 17% | 0 | 0% | 2 | 33% | 2 | 33% | 1 | 17% | 0 | 0% | 6 | 100% |
| 5 | 0 | 0% | 21 | 5% | 69 | 18% | 132 | 34% | 80 | 21% | 84 | 22% | 0 | 0% | 386 | 100% |
| 6 | 2 | 1% | 24 | 9% | 59 | 22% | 89 | 33% | 38 | 14% | 61 | 22% | 0 | 0% | 273 | 100% |
| 7 | 1 | 0% | 23 | 11% | 41 | 19% | 64 | 30% | 37 | 17% | 48 | 22% | 0 | 0% | 214 | 100% |
| 8 | 0 | 0% | 0 | 0% | 0 | 0% | 0 | 0% | 0 | 0% | 0 | 0% | 0 | 0% | 0 | 0% |
| 9 | 1 | 0% | 22 | 7% | 60 | 18% | 109 | 33% | 58 | 17% | 85 | 25% | 0 | 0% | 335 | 100% |
| 10 | 0 | 0% | 0 | 0% | 0 | 0% | 0 | 0% | 0 | 0% | 0 | 0% | 0 | 0% | 0 | 0% |
| 11 | 0 | 0% | 0 | 0% | 0 | 0% | 0 | 0% | 0 | 0% | 0 | 0% | 0 | 0% | 0 | 0% |
| 12 | 0 | 0% | 0 | 0% | 0 | 0% | 0 | 0% | 0 | 0% | 0 | 0% | 0 | 0% | 0 | 0% |
| 13 | 0 | 0% | 0 | 0% | 0 | 0% | 0 | 0% | 0 | 0% | 1 | 100% | 0 | 0% | 1 | 100% |
| 14 | 0 | 0% | 7 | 4% | 32 | 18% | 60 | 34% | 21 | 12% | 55 | 31% | 0 | 0% | 175 | 100% |
| 15 | 0 | 0% | 5 | 19% | 6 | 22% | 6 | 22% | 2 | 7% | 8 | 30% | 0 | 0% | 27 | 100% |
| 16 | 0 | 0% | 1 | 6% | 6 | 33% | 4 | 22% | 5 | 28% | 2 | 11% | 0 | 0% | 18 | 100% |
| 17 | 0 | 0% | 0 | 0% | 0 | 0% | 0 | 0% | 0 | 0% | 1 | 100% | 0 | 0% | 1 | 100% |
| 18 | 0 | 0% | 0 | 0% | 0 | 0% | 0 | 0% | 2 | 40% | 3 | 60% | 0 | 0% | 5 | 100% |
| 19 | 0 | 0% | 0 | 0% | 0 | 0% | 4 | 50% | 3 | 38% | 1 | 13% | 0 | 0% | 8 | 100% |
| 20 | 0 | 0% | 0 | 0% | 0 | 0% | 0 | 0% | 0 | 0% | 0 | 0% | 0 | 0% | 0 | 0% |
| 21 | 5 | 2% | 28 | 13% | 34 | 16% | 79 | 38% | 25 | 12% | 39 | 19% | 0 | 0% | 210 | 100% |
| 22 | 0 | 0% | 1 | 9% | 1 | 9% | 2 | 18% | 2 | 18% | 5 | 45% | 0 | 0% | 11 | 100% |
| STATE | 9 | 1% | 133 | 8% | 312 | 18% | 558 | 33% | 277 | 16% | 405 | 24% | 0 | 0% | 1,694 | 100% |

¹2: In the 2nd Judicial District, DUI/DWAI cases may be filed in Denver County Court or District Court. Denver County Court filings are not included in the State Court system. Denver District Court probation sentences will be included in this annual report.

Note: Percentages may not total 100 percent because of rounding.

**Table 105:
Colorado State Probation
Alcohol and Drug Driving Safety Program (ADDS)
State DUI/DWAI Monitored Clients
Successful/Unsuccessful Terminations
Fiscal Year 2022**

| TYPE: | SUCCESSFUL TERMINATIONS ² | | UNSUCCESSFUL TERMINATIONS ³ | | | | TOTAL TERMINATIONS ⁴ | |
|----------------|--------------------------------------|------|--|----|-----------|-----|---------------------------------|------|
| | Successful | | Revocation | | Absconded | | | |
| DISTRICT | Number | % | Number | % | Number | % | Number | % |
| 1 | 0 | 0% | 0 | 0% | 0 | 0% | 0 | 0% |
| 2 ¹ | 0 | 0% | 0 | 0% | 0 | 0% | 0 | 0% |
| 3 | 26 | 100% | 0 | 0% | 0 | 0% | 26 | 100% |
| 4 | 0 | 0% | 0 | 0% | 0 | 0% | 0 | 0% |
| 5 | 247 | 90% | 1 | 0% | 27 | 10% | 275 | 100% |
| 6 | 139 | 79% | 9 | 5% | 29 | 16% | 177 | 100% |
| 7 | 201 | 89% | 12 | 5% | 14 | 6% | 227 | 100% |
| 8 | 1 | 50% | 0 | 0% | 1 | 50% | 2 | 100% |
| 9 | 166 | 86% | 3 | 2% | 25 | 13% | 194 | 100% |
| 10 | 0 | 0% | 0 | 0% | 0 | 0% | 0 | 0% |
| 11 | 0 | 0% | 0 | 0% | 0 | 0% | 0 | 0% |
| 12 | 0 | 0% | 0 | 0% | 0 | 0% | 0 | 0% |
| 13 | 1 | 50% | 0 | 0% | 1 | 50% | 2 | 100% |
| 14 | 135 | 90% | 6 | 4% | 9 | 6% | 150 | 100% |
| 15 | 23 | 96% | 0 | 0% | 1 | 4% | 24 | 100% |
| 16 | 23 | 88% | 0 | 0% | 3 | 12% | 26 | 100% |
| 17 | 0 | 0% | 0 | 0% | 0 | 0% | 0 | 0% |
| 18 | 1 | 100% | 0 | 0% | 0 | 0% | 1 | 100% |
| 19 | 0 | 0% | 0 | 0% | 0 | 0% | 0 | 0% |
| 20 | 0 | 0% | 0 | 0% | 0 | 0% | 0 | 0% |
| 21 | 160 | 78% | 1 | 0% | 45 | 22% | 206 | 100% |
| 22 | 11 | 79% | 1 | 7% | 2 | 14% | 14 | 100% |
| STATE | 1,134 | 86% | 33 | 2% | 157 | 12% | 1,324 | 100% |

¹ 2: In the 2nd Judicial District, DUI/DWAI cases may be filed in Denver County Court or District Court. Denver County Court filings are not included in the State Court system. Denver District Court probation sentences will be included in this annual report.

² **Successful Terminations:** This column is exclusively state successful terminations.

³ **Unsuccessful Terminations:** This column includes those probationers who were revoked or absconded. A revocation is defined as a termination from probation supervision for a technical violation, new misdemeanor, or new felony offense. A revocation to Community Corrections is NOT included in this section because these offenders are still under the supervision and jurisdiction of probation. Absconded refers to probationers who became fugitives and are no longer compliant with probation supervision.

⁴ **Total Terminations:** This table includes: successful, revocations and absconder terminations from probation supervision. Additional types of closures are included in Table 106.

Note: Percentages may not total 100 percent because of rounding.

**Table 106:
Colorado State Probation
Alcohol and Drug Driving Safety Program (ADDS)
State DUI/DWAI Monitored Clients Closure Types
Fiscal Year 2022**

| TYPE: DISTRICT | Successful | | Revocation | | Absconded | | Deported | | Death | | Administrative Closure | | TOTAL CLOSURES | |
|-------------------|------------|------|------------|----|-----------|-----|----------|----|--------|----|---------------------------|------|-------------------|------|
| | Number | % | Number | % | Number | % | Number | % | Number | % | Number | % | Number | % |
| 1 | 0 | 0% | 0 | 0% | 0 | 0% | 0 | 0% | 0 | 0% | 1 | 100% | 1 | 100% |
| 2 ¹ | 0 | 0% | 0 | 0% | 0 | 0% | 0 | 0% | 0 | 0% | 0 | 0% | 0 | 0% |
| 3 | 26 | 100% | 0 | 0% | 0 | 0% | 0 | 0% | 0 | 0% | 0 | 0% | 26 | 100% |
| 4 | 0 | 0% | 0 | 0% | 0 | 0% | 0 | 0% | 0 | 0% | 1 | 100% | 1 | 100% |
| 5 | 247 | 89% | 1 | 0% | 27 | 10% | 1 | 0% | 0 | 0% | 0 | 0% | 276 | 100% |
| 6 | 139 | 74% | 9 | 5% | 29 | 15% | 0 | 0% | 3 | 2% | 8 | 4% | 188 | 100% |
| 7 | 201 | 88% | 12 | 5% | 14 | 6% | 0 | 0% | 1 | 0% | 0 | 0% | 228 | 100% |
| 8 | 1 | 50% | 0 | 0% | 1 | 50% | 0 | 0% | 0 | 0% | 0 | 0% | 2 | 100% |
| 9 | 166 | 85% | 3 | 2% | 25 | 13% | 0 | 0% | 2 | 1% | 0 | 0% | 196 | 100% |
| 10 | 0 | 0% | 0 | 0% | 0 | 0% | 0 | 0% | 0 | 0% | 1 | 100% | 1 | 100% |
| 11 | 0 | 0% | 0 | 0% | 0 | 0% | 0 | 0% | 0 | 0% | 0 | 0% | 0 | 0% |
| 12 | 0 | 0% | 0 | 0% | 0 | 0% | 0 | 0% | 0 | 0% | 0 | 0% | 0 | 0% |
| 13 | 1 | 50% | 0 | 0% | 1 | 50% | 0 | 0% | 0 | 0% | 0 | 0% | 2 | 100% |
| 14 | 135 | 75% | 6 | 3% | 9 | 5% | 0 | 0% | 1 | 1% | 28 | 16% | 179 | 100% |
| 15 | 23 | 96% | 0 | 0% | 1 | 4% | 0 | 0% | 0 | 0% | 0 | 0% | 24 | 100% |
| 16 | 23 | 88% | 0 | 0% | 3 | 12% | 0 | 0% | 0 | 0% | 0 | 0% | 26 | 100% |
| 17 | 0 | 0% | 0 | 0% | 0 | 0% | 0 | 0% | 0 | 0% | 0 | 0% | 0 | 0% |
| 18 | 1 | 100% | 0 | 0% | 0 | 0% | 0 | 0% | 0 | 0% | 0 | 0% | 1 | 100% |
| 19 | 0 | 0% | 0 | 0% | 0 | 0% | 0 | 0% | 0 | 0% | 0 | 0% | 0 | 0% |
| 20 | 0 | 0% | 0 | 0% | 0 | 0% | 0 | 0% | 0 | 0% | 4 | 100% | 4 | 100% |
| 21 | 160 | 77% | 1 | 0% | 45 | 22% | 0 | 0% | 1 | 0% | 0 | 0% | 207 | 100% |
| 22 | 11 | 79% | 1 | 7% | 2 | 14% | 0 | 0% | 0 | 0% | 0 | 0% | 14 | 100% |
| STATE | 1,134 | 82% | 33 | 2% | 157 | 11% | 1 | 0% | 8 | 1% | 43 | 3% | 1,376 | 100% |

¹ 2: In the 2nd Judicial District, DUI/DWAI cases may be filed in Denver County Court or District Court. Denver County Court filings are not included in the State Court system. Denver District Court probation sentences will be included in this annual report.

Note: Percentages may not total 100 percent because of rounding.

**Table 107:
Colorado State Adult Probation
Alcohol and Drug Driving Safety Program (ADDS)
State DUI/DWAI Monitored Clients
Type of Revocation
Fiscal Year 2022**

| TYPE: DISTRICT | New Felony ² | | New Misdemeanor ³ | | Technical ⁴ | | TOTAL REVOCATIONS ⁵ | |
|-------------------|-------------------------|----|------------------------------|------|------------------------|------|--------------------------------|------|
| | Number | % | Number | % | Number | % | Number | % |
| 1 | 0 | 0% | 0 | 0% | 0 | 0% | 0 | 0% |
| 2 ¹ | 0 | 0% | 0 | 0% | 0 | 0% | 0 | 0% |
| 3 | 0 | 0% | 0 | 0% | 0 | 0% | 0 | 0% |
| 4 | 0 | 0% | 0 | 0% | 0 | 0% | 0 | 0% |
| 5 | 0 | 0% | 0 | 0% | 1 | 100% | 1 | 100% |
| 6 | 0 | 0% | 0 | 0% | 9 | 100% | 9 | 100% |
| 7 | 0 | 0% | 1 | 8% | 11 | 92% | 12 | 100% |
| 8 | 0 | 0% | 0 | 0% | 0 | 0% | 0 | 0% |
| 9 | 0 | 0% | 3 | 100% | 0 | 0% | 3 | 100% |
| 10 | 0 | 0% | 0 | 0% | 0 | 0% | 0 | 0% |
| 11 | 0 | 0% | 0 | 0% | 0 | 0% | 0 | 0% |
| 12 | 0 | 0% | 0 | 0% | 0 | 0% | 0 | 0% |
| 13 | 0 | 0% | 0 | 0% | 0 | 0% | 0 | 0% |
| 14 | 0 | 0% | 1 | 17% | 5 | 83% | 6 | 100% |
| 15 | 0 | 0% | 0 | 0% | 0 | 0% | 0 | 0% |
| 16 | 0 | 0% | 0 | 0% | 0 | 0% | 0 | 0% |
| 17 | 0 | 0% | 0 | 0% | 0 | 0% | 0 | 0% |
| 18 | 0 | 0% | 0 | 0% | 0 | 0% | 0 | 0% |
| 19 | 0 | 0% | 0 | 0% | 0 | 0% | 0 | 0% |
| 20 | 0 | 0% | 0 | 0% | 0 | 0% | 0 | 0% |
| 21 | 0 | 0% | 0 | 0% | 1 | 100% | 1 | 100% |
| 22 | 0 | 0% | 0 | 0% | 1 | 100% | 1 | 100% |
| STATE | 0 | 0% | 5 | 15% | 28 | 85% | 33 | 100% |

¹ **2:** In the 2nd Judicial District, DUI/DWAI cases may be filed in Denver County Court or District Court. Denver County Court filings are not included in the State Court system. Denver District Court probation sentences will be included in this annual report.

² **New Felony:** Includes revocations for a new felony offense committed while on monitoring.

³ **New Misdemeanor:** Includes revocations for a new misdemeanor offense committed while on monitoring.

⁴ **Technical:** Includes revocations for technical violations (e.g. failure to complete treatment, failure to complete community service).

⁵ **Total Revocations:** Total includes all felony, misdemeanor, and technical violations resulting in a revocation from monitoring.

Note: Percentages may not total 100 percent because of rounding.

**Table 108:
Colorado State Probation
Alcohol and Drug Driving Safety Program (ADDS)
State DUI/DWAI Monitored Clients
Length of Stay
Fiscal Year 2022**

| TYPE: | 0-6 months | | 7-12 months | | 13-18 months | | 19-24 months | | 25-48 months | | 49+ months ² | | TOTAL CLOSURES | |
|----------------|------------|------|-------------|------|--------------|-----|--------------|-----|--------------|-----|-------------------------|------|----------------|------|
| DISTRICT | Number | % | Number | % | Number | % | Number | % | Number | % | Number | % | Number | % |
| 1 | 1 | 100% | 0 | 0% | 0 | 0% | 0 | 0% | 0 | 0% | 0 | 0% | 1 | 100% |
| 2 ¹ | 0 | 0% | 0 | 0% | 0 | 0% | 0 | 0% | 0 | 0% | 0 | 0% | 0 | 0% |
| 3 | 0 | 0% | 12 | 46% | 12 | 46% | 2 | 8% | 0 | 0% | 0 | 0% | 26 | 100% |
| 4 | 1 | 100% | 0 | 0% | 0 | 0% | 0 | 0% | 0 | 0% | 0 | 0% | 1 | 100% |
| 5 | 60 | 22% | 116 | 42% | 48 | 17% | 22 | 8% | 14 | 5% | 16 | 6% | 276 | 100% |
| 6 | 6 | 3% | 32 | 17% | 72 | 38% | 17 | 9% | 32 | 17% | 29 | 15% | 188 | 100% |
| 7 | 22 | 10% | 112 | 49% | 40 | 18% | 30 | 13% | 24 | 11% | 0 | 0% | 228 | 100% |
| 8 | 0 | 0% | 1 | 50% | 1 | 50% | 0 | 0% | 0 | 0% | 0 | 0% | 2 | 100% |
| 9 | 32 | 16% | 55 | 28% | 49 | 25% | 32 | 16% | 28 | 14% | 0 | 0% | 196 | 100% |
| 10 | 0 | 0% | 0 | 0% | 0 | 0% | 0 | 0% | 0 | 0% | 1 | 100% | 1 | 100% |
| 11 | 0 | 0% | 0 | 0% | 0 | 0% | 0 | 0% | 0 | 0% | 0 | 0% | 0 | 0% |
| 12 | 0 | 0% | 0 | 0% | 0 | 0% | 0 | 0% | 0 | 0% | 0 | 0% | 0 | 0% |
| 13 | 0 | 0% | 1 | 50% | 0 | 0% | 0 | 0% | 1 | 50% | 0 | 0% | 2 | 100% |
| 14 | 8 | 4% | 54 | 30% | 21 | 12% | 18 | 10% | 22 | 12% | 56 | 31% | 179 | 100% |
| 15 | 4 | 17% | 11 | 46% | 3 | 13% | 4 | 17% | 1 | 4% | 1 | 4% | 24 | 100% |
| 16 | 3 | 12% | 23 | 88% | 0 | 0% | 0 | 0% | 0 | 0% | 0 | 0% | 26 | 100% |
| 17 | 0 | 0% | 0 | 0% | 0 | 0% | 0 | 0% | 0 | 0% | 0 | 0% | 0 | 0% |
| 18 | 0 | 0% | 1 | 100% | 0 | 0% | 0 | 0% | 0 | 0% | 0 | 0% | 1 | 100% |
| 19 | 0 | 0% | 0 | 0% | 0 | 0% | 0 | 0% | 0 | 0% | 0 | 0% | 0 | 0% |
| 20 | 4 | 100% | 0 | 0% | 0 | 0% | 0 | 0% | 0 | 0% | 0 | 0% | 4 | 100% |
| 21 | 13 | 6% | 39 | 19% | 58 | 28% | 34 | 16% | 55 | 27% | 8 | 4% | 207 | 100% |
| 22 | 1 | 7% | 3 | 21% | 2 | 14% | 5 | 36% | 3 | 21% | 0 | 0% | 14 | 100% |
| STATE | 155 | 11% | 460 | 33% | 306 | 22% | 164 | 12% | 180 | 13% | 111 | 8% | 1,376 | 100% |

¹ 2: In the 2nd Judicial District, DUI/DWAI cases may be filed in Denver County Court or District Court. Denver County Court filings are not included in the State Court system. Denver District Court probation sentences will be included in this annual report.


² 49+ months: Data contained in Districts 5, 6 and 14 is due to data clean up efforts.

Note: Percentages may not total 100 percent because of rounding.

Table 109:
Colorado State Probation
Alcohol and Drug Driving Safety Program (ADDS)
Total Active DUI/DWAI Monitored Clients on June 30, 2022
Fiscal Year 2022

| DISTRICT | NUMBER | Percent of the state total |
|----------------|--------|----------------------------|
| 1 | 8 | 0% |
| 2 ¹ | 0 | 0% |
| 3 | 26 | 1% |
| 4 | 439 | 15% |
| 5 | 417 | 15% |
| 6 | 429 | 15% |
| 7 | 259 | 9% |
| 8 | 76 | 3% |
| 9 | 505 | 18% |
| 10 | 20 | 1% |
| 11 | 14 | 0% |
| 12 | 0 | 0% |
| 13 | 1 | 0% |
| 14 | 227 | 8% |
| 15 | 37 | 1% |
| 16 | 26 | 1% |
| 17 | 2 | 0% |
| 18 | 4 | 0% |
| 19 | 9 | 0% |
| 20 | 1 | 0% |
| 21 | 355 | 12% |
| 22 | 9 | 0% |
| STATE | 2,864 | 100% |

¹ 2: In the 2nd Judicial District, DUI/DWAI cases may be filed in Denver County Court or District Court. Denver County Court filings are not included in the State Court system. Denver District Court probation sentences will be included in this annual report.



*X: Glossary of
Terms*

Probation Glossary

| | |
|--|--|
| Absconder: | Refers to a probationer who become a fugitive and is no longer compliant with probation supervision. |
| Adjudication: | Refers to a juvenile case indicating that the charges have been proven or the juvenile has pled guilty to committing a delinquent act. The equivalent for adult offenders is “conviction.” |
| Administrative Investigations: | A supplemental report to a Pre- Sentence Investigation Report addressing additional cases. |
| Administrative Closure: | Indicates a case that has been terminated from supervision in the jurisdiction indicated for miscellaneous reasons such as, “in custody in another jurisdiction.” |
| Administrative Client Risk Level: | An assigned supervision level indicating lower supervision need by probation because of other more intensive “supervision” being provided elsewhere (such as jail or an inpatient treatment facility) or minimal conditions of the sentence remain and more intensive supervision is no longer necessary. |
| Automated Reporting Program: | This is a program where a probationer reports via electronic means either in lieu of or as a supplement to traditional face-to face reporting in order to ensure regular contact. |
| Change of Venue: | Occurs when a juvenile has been transferred from one Colorado judicial district, where the offense occurred, to another where the juvenile will receive probation supervision. Change of Venue typically occurs because the juvenile resides in a jurisdiction other than where the offense took place. |
| Client Risk Level: | Probationers are classified using a risk assessment instrument. The primary instrument used for adults is the LSI (Level of Supervision Inventory). The primary juvenile instrument is the YLS/CMI (Youth Level of Service/Case Management Inventory). These instruments determine the level of supervision for a probationer (e.g. Maximum, Medium, and Minimum). |
| Courtesy Closure: | A case that has closed in the supervising jurisdiction and returned to the originating or sentencing district (adult only). |
| Courtesy Supervision: | Occurs when an adult probationer has received a probation sentence in one Colorado judicial district but will be supervised by the probation department in another Colorado judicial district because |

they reside in that jurisdiction. The originating district retains jurisdiction over the case.

Community Corrections: A community-based sentence that is more restricted than probation supervision but less restrictive than a secure facility. A community correction sentence typically includes both a residential and non-residential component with supervision from a case manager. Because probation maintains jurisdiction over offenders sentenced to community corrections, they are also monitored by a probation officer (adult only).

Deferred Judgment and Sentence/Adjudication: Refers to a case status in which the offender, (adult or juvenile) has entered a plea of guilty and, through an agreement with the district attorney and consent of the court, the case is continued for a set period of time. The offender is usually supervised by probation and upon successful completion of the deferred judgment the case is dismissed.

Direct File: A case filed by a District Attorney in which a juvenile is prosecuted as an adult.

Intake: The initial process for setting up the supervision of probationers in the absence of a pre-sentence investigation. The intake process typically entails a review of the Terms and Conditions of the probation sentence, an assessment of risk and needs, and initial referral for services.

Interstate: Refers to offenders who have committed crimes in a state other than where they reside. These offenders apply to have their supervision transferred to their state of residence and are screened by the Interstate Compact Office prior to acceptance of supervision.

Investigations: An investigative process conducted by probation officers prior to sentencing on a criminal offense. The information (e.g. risk for re-offense, service needs, criminal, social, education and substance abuse history, impact of the offense on victim(s) etc.) gathered during a pre-sentence investigation is used to inform sentencing decisions and supervision strategies.

Length of Stay: The period of time an offender is on probation supervision.

Monitoring: DUI/DWAI offenders who, as a part of their sentence, are required to have their compliance with court orders monitored by the probation department.

Revoked: The withdrawal of a probation sentence due to a new misdemeanor or felony offense or a technical violation of the Terms and Conditions

of the probation sentence. Following a revocation of probation, the offender is re-sentenced by the court.

- Success:** Successful terminations represent those offenders who meet their Terms and Conditions of their probation sentence and the length of their sentence has expired.
- Technical Violation:** Occurs when a probationer has been non-compliant with the Term(s) and Condition(s) of probation for reasons other than a new crime (e.g. drug use, missed appointments etc).
- Transfer Hearing:** A judicial proceeding in which the court makes a determination after a hearing to prosecute a juvenile as an adult.

*Supreme Court Glossary of Terms**

Civil Appeal-A written request to modify or reverse the judgment of a trial court or intermediate level appellate court in a civil case.

Criminal Appeal-A request to modify or reverse the judgment of a trial court or intermediate level appellate court in a criminal case.

Habeas Corpus-(Habeas corpus ad subjiciendum) “An independent civil action to determine not the guilt or innocence of the person held in custody, but whether the custody is unlawful. Common grounds for relief under the writ include a conviction based on illegally obtained evidence, a denial of effective assistance of counsel, or a conviction by a jury that was improperly selected and impaneled. Use of the writ is not limited to criminal matters. It is also available in civil matters, as, for example, to challenge a person's custody of a child or the institutionalization of a person declared incompetent.”

Interlocutories-An interlocutory appeal is one which is not determinable of the controversy, but which is necessary for a suitable adjudication of the merits. Colorado Appellate Rule 4.1 governs interlocutory appeals in criminal cases and provides that the state may file an interlocutory appeal in the Supreme Court from a district court ruling granting a motion in advance of the trial by the defendant for the return of property and to suppress evidence or to suppress an extra-judicial confession or admission. This is only one example of an interlocutory appeal.

Interrogatories-Pursuant to Article VI, section 3 of the state Constitution, the Court may be required to answer “important questions upon solemn occasions” propounded by the Governor, the Senate, or the House of Representatives. These questions are called “interrogatories.”

Judicial Discipline or Disability-Judges who are alleged to have engaged in misconduct or to be suffering from a disability which is or is likely to become of a permanent character may be subject to judicial discipline. The Colorado Commission on Judicial Discipline investigates such allegations and, if it concludes that the judge has engaged in misconduct or is disabled, it may recommend to the Supreme Court a range of sanctions, including removal of the judge from office, retirement of the judge for a disability, reprimand or censure of the judge, or assessment of costs against the judge.

Original Proceedings-Colorado Rules of Civil Procedure 21 provides the Colorado Supreme Court with discretion to exercise original jurisdiction in extraordinary circumstances where no other remedy is available. Original proceedings are used to test whether the trial court is proceeding without jurisdiction or in excess of its jurisdiction and to review a serious abuse of discretion when an appellate remedy would be inadequate. The remedy in an original proceeding takes the form of a special mandate from the Supreme Court addressed to an individual, official body, or lower court and may be used to restrain or compel the acts of a trial court. The Court issues a “rule to show cause” why the relief requested in the petition should not be granted. After considering the written briefs, the Supreme Court either makes the rule absolute (grants the relief requested) or discharges the rule (denies the relief requested).

Petitions in Certiorari-A writ of common law origin issued by a superior to an inferior court requiring the latter to produce a certified record of a particular case tried therein. The writ is generally issued so that the issuing court may inspect the proceedings and determine whether there have been any irregularities. Like the United States Supreme Court, the Colorado Supreme

*This is not an exhaustive list.

*Supreme Court Glossary of Terms**

Court uses the writ as a discretionary device to choose which cases it wishes to hear. Colorado Appellate Rules 49-58 govern writs of certiorari.

Reapportionment-Article 5, section 48 of the state Constitution provides that after the decennial federal census, the senatorial districts and representative districts shall be established, revised, or altered, and the members of the senate and the house of representatives apportioned among them, by a Colorado reapportionment commission. The commission must publish a preliminary plan for reapportionment of the members of the general assembly and shall hold public hearings thereon. After the completion of such hearings, the commission must finalize its plan and submit the same to the Colorado Supreme Court for review and determination as to whether the plan meets constitutional standards. The Supreme Court must either approve the plan or return the plan and the court's reasons for disapproval to the commission. If the plan is returned, the commission shall revise and modify it to conform to the court's requirements and resubmit the plan to the court. If the plan is approved by the court, it shall be filed with the secretary of state for implementation.

Request for Stay Pending Appeal-A stay is a suspension of the case or some designated proceedings within it. Colorado Appellate Rule 8 governs stays pending appeal.

Rule 21.1-This rule of appellate procedure governs certification of questions of law to the Colorado Supreme Court by the United States Supreme Court, federal courts of appeals, federal district courts, and the federal Court of Claims. Under the rule, a certifying court may request that the Colorado Supreme Court answer a question of law if there is involved in any proceeding before the certifying court a question of state law which may be determinative of the cause pending and to which it appears that there is no controlling precedent in the Colorado Supreme Court's decisions.

Special Concurrences-An opinion in which a justice expresses agreement with the particular result in a given case while objecting to a line of reasoning. The special concurrence may relate to the majority opinion in its entirety or to the result only.

Statutory Reviews-Section 1-40-107, C.R.S., provides a mechanism by which registered electors who meet certain criteria and who believe that a ballot title contains multiple subjects may petition the Supreme Court to review the title board's action or decision.

Unauthorized Practice-The practice of law by one who is not licensed as an attorney in Colorado. The Supreme Court has the exclusive jurisdiction to define the practice of law and to prohibit the unauthorized practice of law within the state (see C.R.C.P. 229 through 240.1).

*This is not an exhaustive list.

Trial Courts Glossary of Terms*

Abatement of action-A suit, which has been quashed and ended.

Accord-A method of discharging a claim upon agreement by the parties to give and accept something in settlement of the claim.

Acquittal-The verdict of not guilty for a defendant in a criminal case.

Actual malice-To win a defamation suit, public officials or prominent people, such as political candidates or movie stars, must prove that the offender made a false statement with actual malice. This means the statement was made with knowledge that it was false or with serious doubts about whether it was true.

Addendum-An add-on to something. For example, on a court document, if changes need to be made or information added, a new document can be written up, signed, and filed as an addendum to the original document.

Administrator-An individual appointed by the court to manage the estate of a person who died without leaving a valid will.

Administrative Support Order-Cases in which the delegate child support unit (typically the department of social.

Adversary system-The system of trial practice in which each of the opposing parties has full opportunity to present and establish his/her contention before the court.

Advisement-The consultation of the court.

Affidavit-A written or printed statement of facts, made voluntarily, and confirmed by the oath or affirmation of the party making it, taken before a person having authority to administer such oath or affirmation by law.

Agent-A person who has received the power to act on behalf of another, bind that other person as if he or she were himself or herself making the decisions.

In Probate: An attorney in fact under a durable or non-durable power of attorney, an individual authorized to make decisions for another under the "Colorado Patient Autonomy Act".

Aggravated damages-Special and highly exceptional damages awarded by a court where the circumstances of the conduct have been particularly humiliating or malicious towards the Plaintiff/victim.

Alimony-Also called maintenance or spousal support in a divorce or separation. Money paid by one spouse to the other in order to provide financial support after a divorce or legal separation.

Allegation-The assertion, claim, declaration, or statement of a party to an action, made in a pleading, setting out what he/she expects to prove.

*This is not an exhaustive list.

Trial Courts Glossary of Terms*

Allocation of parental responsibilities-Commonly known as "custody". In divorce, legal separation, or custody actions regarding children, the Court will allocate parental rights and responsibilities for the care of the children.

Alternative Dispute Resolution (ADR)-Methods for resolving problems without going to court.

Ancillary Proceedings-A type of probate filing in which a probate case had been opened in another state, but the decedent had property in the state of Colorado.

Annulment-To make void or null; abolish; cancel; invalidate a marriage. The legal term is "Declaration of Invalidity of Marriage".

Answer-The pleading in a civil suit by which the defendant admits, denies or otherwise controverts the sufficiency of the allegations of facts set forth in the plaintiff's petition. It also contains defenses the defendant may have to the plaintiff's allegations.

Appeal-A request by the losing party in a lawsuit for a higher court to review a lower court decision.

Appearance-When you physically appear or show up in Court.

Appellant-The party who appeals a trial court decision that he/she/it has lost.

Appellee-In some jurisdictions the name used for the party who has won at the trial court level, but the loser (appellant) has appealed the decision to a higher court. Thus, the **appellee** has to file a response to the legal brief filed by the appellant. In many jurisdictions the appellee is called the "respondent."

Applicant-A person who files an Application for Informal Appointment of a Personal Representative.

Application-A written request to the registrar for an order of informal probate or appointment under informal probate and appointment proceedings.

Appurtenance-Something that, although detached, stands as part of another thing. An attachment or appendage to something else. Used often in real estate context where an "appurtenance" may be, for example, a right of way over water – although physically detached, is part of the legal rights of the owner of another property.

Arbitration-The referral of a dispute to an impartial third person chosen by the parties to the dispute. The parties agree in advance to abide by the arbitrator's decision following a hearing at which both parties have an opportunity to be heard. Sometimes three persons sit as an arbitration panel.

Arrears-A debt that is not paid on the due date adds up and accumulates as "arrears."

*This is not an exhaustive list.

Trial Courts Glossary of Terms*

Assignment-The transfer of legal rights, such as the time left on a lease, from one person to another.

Assumption of risk-A defense raised in personal injury lawsuits. Asserts that the plaintiff knew that a particular activity was dangerous and thus bears all responsibility for any injury that resulted.

Attachment-An additional or supplementary remedy that allows the plaintiff to place a lien on property belonging to the defendant to make sure there will be means of satisfying (paying) a judgment that may be entered in a civil case.

Bad faith-Intent to deceive. Dishonesty or fraud in a transaction, such as entering into an agreement with no intention of ever living up to its terms or knowingly misrepresenting the quality of something that is being bought or sold.

Bailiff-Court employee whose duty is to keep order in the courtroom.

Bankruptcy-A process governed by federal law to help when people cannot or will not pay their debts.

Bench warrant-An order issued by a judge for the arrest of a person.

Bigamy-A person who enters into a marriage with one person while still legally married to another.

Bill of particulars-A written statement specifying the details of the demand set forth in the petition in a civil action.

Binder-An outline of the basic terms of a proposed sales contract between a buyer and a seller.

Bond-Money or property given to the court to hold a hearing date or to get someone out of jail.

Breach of contract-The failure to do what one promised to do under a contract. Proving a breach of contract is a prerequisite of any suit for damages based on the contract.

Breach of trust-Any act or omission on the part of the trustee, which is inconsistent with the terms of the trust agreement; or the law of trusts. A prime example is the redirecting of trust property from the trust to the trustee, personally.

Breach of warranty- A civil case in which a plaintiff claims that a product does not perform as represented.

Brief-A written statement by counsel summarizing the facts of a case, the pertinent laws, and arguments of how the law applies to the facts supporting the lawyer's position.

Burden of proof-In civil cases, the plaintiff must prove her/his case with a "preponderance of evidence."

*This is not an exhaustive list.

Trial Courts Glossary of Terms*

Buy-Sell agreement-An agreement among business partners that specifies how shares in the business are to be transferred in the case of a co-owner's death.

C.A.R.-Abbreviation for "Colorado Appellate Rules".

C.R.S.- C.R.C.C.P.: Abbreviation for Colorado Rules of County Civil Procedure.

C.R.S.- C.R.C.P. Abbreviation for Colorado Rules of Civil Procedure.

C.R.S.-Abbreviation for "Colorado Revised Statutes".

Capacity-A legal qualification, such as legal age, that determines one's ability to sue or be sued, to enter into a binding contract, etc.; or the mental ability to understand the nature and effect of one's acts.

Case law-Law based on previous verdicts and written judicial decisions.

Case management order-An order by the court that outlines the steps the parties must follow for their case to continue.

Cease and desist order-An order of an administrative agency or court prohibiting a person or business from continuing a particular course of conduct.

Certificate of Service-An area on a court form, usually at the end of the form, where you tell the court how and when you provided a copy of the court form to the other person in the case, before or directly after you gave the form to the court.

Certified copies-A copy obtained from the court that is certified by the clerk to be an authentic copy of the court record.

Change of venue-When a court case is moved from one location to another, usually because of a question of fairness.

Chapter 13 bankruptcy-A type of bankruptcy in which a person keeps his assets and pays creditors according to an approved plan.

Chapter 7 bankruptcy-A type of bankruptcy in which a person's assets are liquidated (collected and sold) and the proceeds are distributed to the creditors.

Character evidence-Proof or testimony given about another person's moral standing, general character, and reputation.

Charging lien-Entitles a lawyer who has sued someone on a client's behalf the right to be paid from the proceeds of the lawsuit, if there are any, before the client receives those proceeds.

Charter-A city's organic law, which means the law concerning a city issue will trump a state law governing the same issue.

*This is not an exhaustive list.

Trial Courts Glossary of Terms*

Chattel-Moveable or transferable property; especially personal property.

Child and Family Investigator (CFI)-A court-appointed expert that investigates and writes a report to the Judge as to the children's best interests in a controversial divorce or custody case.

Child support-Money paid by a parent to the person with custody of the child(ren) to help meet the financial needs of their child(ren).

Child Support Enforcement (CSE)-A government agency that assists in collecting current and past-due child support. CSE also helps in establishing new support orders and paternity.

Circumstantial evidence-Evidence that implies something occurred but does not directly prove it.

Citation-An order to appear in court at a certain place and time. Issuance of a citation is not an arrest.

Civil action-A non-criminal proceeding designed to resolve disputes between individuals and/or businesses.

Civil Protection Orders: (Prior to 7/1/03, known as Restraining Orders). District and county courts have original concurrent jurisdiction to issue temporary or permanent civil Protection orders for any of the following purposes: 1) to prevent assaults and threatened bodily harm; 2) to prevent domestic abuse; 3) to prevent emotional abuse of the elderly; and 4) to prevent stalking (See 13-14-102 C.R.S. and 13-1-136 C.R.S. and C.R.C.C.P. Rule 365).

Civil Union-Civil union" means a relationship established by two eligible persons that entitles them to receive the benefits and protections and be subject to the responsibilities of spouses. C.R.S. 14-15-103

Claim-To demand or assert as a right. Facts that combine to give rise to a legally enforceable right or judicial action. Demand for relief. A claim is something that one party owes another. Someone may make a legal claim for money, or property.

Claimant-A person or entity to whom the decedent of the estate has a financial or other obligation also known as a *creditor*.

Class action suit-A lawsuit in which one or more parties file a complaint on behalf of themselves and all other people who are "similarly situated" (suffering from the same problem).

Often used when a large number of people have comparable claims.

Clear and convincing evidence-Evidence indicating that the thing to be proved is highly probably or reasonably certain. This requires more than a "preponderance of the evidence" but less than "beyond a reasonable doubt."

*This is not an exhaustive list.

Trial Courts Glossary of Terms*

Clerk and Recorder-The Clerk and Recorder issues and records marriage licenses, records all real estate transactions, issues liquor licenses, registers voters, manages all primary, general and county elections, and sometimes city and school district elections. The Clerk and Recorder also operates the Motor Vehicle Divisions in the State of Colorado for titling vehicles and issuing license plates. There is a Clerk and Recorder in each county in Colorado.

Closing arguments-The final statements in a trial arguing for the evidence you presented or against the evidence the other side presented. This is your final chance to persuade the Judge or jury.

Co-petitioner-A person who jointly completes, signs, and files a written Petition, or a written application to the Court with the Petitioner, asking for specific action to be taken.

Coercion-Compulsion by physical force or threat of physical force; an act, such as signing a will under coercion, is not legally valid.

Cohabitation-A living arrangement in which an unwed couple live together in an intimate relationship that resembles a marriage.

Collateral-An asset that a borrower agrees to give up if he or she fails to repay a loan.

Collateral estoppel-In civil litigation, an affirmative defense to a claim that bars a party from relitigating an issue determined in an earlier action, even if the two actions significantly differ from one another.

Collusion-A secret agreement between two or more persons, who seem to have conflicting interests, to abuse the law or the legal system, deceive a court or to defraud a third party.

Colorado Rules of Professional Conduct-The rules of conduct that govern the legal profession. The rules contain general ethical guidelines and specific rules written by the American Bar Association and adopted by the Colorado Supreme Court.

Comity-A code of etiquette that governs the interactions of courts in different states, localities and foreign countries. Courts generally agree to defer scheduling a trial if the same issues are being tried in a court in another jurisdiction. In addition, courts in this country agree to recognize and enforce the valid legal contracts and court orders of other countries.

Common law marriage-A marriage that takes legal effect, without license or ceremony, when a couple live together as husband and wife, intend to be married and hold themselves out to others as a married couple.

Community property-Property purchased or received by a couple during their marriage.

Comparative negligence-Also called comparative fault. The doctrine by which acts of opposing parties are compared in fault on a percentage basis. A party who is 50 percent or more at fault cannot recover. A party who is less than 50 percent at fault may recover, but at the reduced percentage.

*This is not an exhaustive list.

Trial Courts Glossary of Terms*

Compensatory damages-Money awarded to reimburse actual costs, such as medical bills and lost wages. Also awarded for things that are harder to measure, such as pain and suffering.

Complainant-In civil cases, the person who initiates a lawsuit. In criminal cases, the chief or only witness for the prosecution may sometimes be referred to as the complainant.

Complaint-In a civil action, the document that initiates a lawsuit. The complaint outlines the alleged facts and reason for the case. In a criminal action, a complaint is the preliminary charges filed against a defendant, usually filed by the police or court.

Concurrent jurisdiction-A situation where more than one court has jurisdiction over the same subject matter. Usually the first court that takes the case obtains jurisdiction.

Condemnation-A civil case in which the plaintiff, usually the Department of Transportation but may be a city or state district, is asking that property be condemned and taken so that it may be put to that department's use (See §38-3-105 C.R.S.).

Confidentiality-The state of having the release of certain information restricted. It is the relationship between a lawyer and a client, guardian and ward, or between spouses, with regard to the trust that is placed in the one by the other.

Conflict of interest-A conflict of interest occurs when a person or organization has a responsibility to two or more people or organizations at the same time, but doing the best thing for one may harm the other.

Contempt of court-A process brought before the Court to enforce non-compliance the existing order by one or more of the parties.

Continuance-The postponement of a court case for another time or day.

Contract-An agreement between two or more parties creating obligations enforceable or otherwise recognizable at law.

Contributory negligence-In any action based upon the negligence of the defendant, the plaintiff's own contributory negligence may either defeat or reduce the amount of recovery.

Conviction-A finding that the defendant is guilty in a criminal case.

Copyright-A person's property right to prevent others from copying works that they have written, authored or otherwise created.

Corroborating evidence-Additional evidence which strengthens or confirms already existing evidence.

Counterclaim-After a lawsuit is filed, a claim for relief brought by a defendant against the plaintiff, particularly a claim in opposition to or as a setoff against the plaintiff's claim.

*This is not an exhaustive list.

Trial Courts Glossary of Terms*

County Court Counter Claim: A civil case in which a defendant desires to counterclaim against the Plaintiff. In County Court if the counterclaim exceeds the jurisdiction of County Court, a transfer of the case to District Court may be requested by the defendant or made automatically by the court (See C.R.C.P. 313).

Court of record-Any court that makes a record of the proceedings.

County Felony-Criminal felony cases that have preliminary work done at the county court level before being bound over (sent) to district court.

Covenant- Provisions in a deed limiting the use of the property and prohibiting certain uses. Breach of covenant claims are usually filed by homeowner's associations.

Creditor-A person or entity to whom the decedent of the estate has a financial or other obligation also known as a *claimant*.

Cross-claim-A claim by one defendant against another defendant.

Cross-examination-Questioning of the other party's witness.

Custodian-The person appointed to manage and dispense funds for a child without constricting court supervision and accounting requirements.

Custody-In family law cases, it is also known as allocation of parental responsibilities, and refers to decision-making and parenting time. In criminal cases, this means the restraint of a person's freedom in any significant way. Someone in jail is considered to be "in custody".

Cyberstalking-The act of threatening, harassing or annoying someone throughout cyberspace, with the intent of placing the recipient in fear that the person threatening will injure that person or the person's family or household.

Damages-The monetary compensation which may be recovered by a party for personal injury, or loss or damage to one's property or rights as a result of another party's unlawful act or negligence.

Debtor-A person who owes money, goods or services to another.

Decedent-A person who has passed away.

Declaratory Judgment- A civil case in which the plaintiff is asking the court to declare (order) something. It is used to settle and gain relief from uncertainty with respect to rights, status, or other legal relations.

Decree-The final order of the Court that disposes of or ends the marriage or legal separation proceedings.

*This is not an exhaustive list.

Trial Courts Glossary of Terms*

Deed-A written legal document that describes a piece of property and outlines its boundaries. The seller of a property transfers ownership by delivering the deed to the buyer in exchange for an agreed upon sum of money.

Default-If the defendant does NOT appear at the time of the hearing or file an answer, the Court may enter "default" or "failure to appear/answer" which entitles the plaintiff to all relief asked for in the complaint (i.e. money, possession of property, etc.).

Default judgment-When a party against whom a judgment for affirmative relief is sought has failed to plead or otherwise defend, she/he is in default and a judgment by default may be entered by the clerk of court.

Defendant-The person that is being sued or the person charged with a crime in a criminal case.

Dependency and Neglect- A child is dependent or neglected if a parent, guardian, or legal custodian has abandoned the child or has subjected the child to mistreatment or abuse, whether the parent is or is not at fault. In addition, a child is dependent or neglected if the child has run away from home or is beyond the control of their parents (For other examples, see §19-3-102 C.R.S.).

Depose-To make a deposition, to give evidence in the shape of a deposition, to make statements which are written down and sworn to; to give testimony which is reduced to writing by a duly qualified officer and sworn to by the deponent.

Deposition-The testimony of a witness, taken in writing, under oath or affirmation, in answer to questions. This is held out of court with no Judge present, but the answers often can be used as evidence in the trial.

Determination of Interests- A civil case in which the plaintiff asks the court to determine his or her interest in something. (*e.g. two attorneys have been partners in a law practice. Now the partnership is being dissolved, and the attorneys cannot agree on who gets what, for example: furniture, computer, client list, etc.*).

Devisee-A person or entity designated in a Will to receive real or personal property.

Diligent efforts-Steady, persistent efforts to locate an individual to complete personal service, including contacting friends, family, business associates; completing an internet search; and attempting personal service by a Process Server, Police Department or Sheriff's Office.

Dismissal with prejudice-A dismissal "with prejudice" bars refiling of the lawsuit or charge.

Dismissal without prejudice-The dismissal of a case while allowing the party to sue again on the same cause of action at some future time.

Disposition- The final settlement of a matter, and with reference to decisions announced by a court, a judge's ruling is commonly referred to as a disposition.

*This is not an exhaustive list.

Trial Courts Glossary of Terms*

Dissolution-Often used in divorce cases. Ending a marriage or civil union.

Distraint Warrant- A filing by the State Department of Revenue for a judgment for outstanding State Taxes that allows for a lien to be placed on the debtor's assets.

District Court-District Courts hear civil cases in any amount, as well as domestic relations, criminal, juvenile, probate, and mental health cases. District court decisions may be appealed to the Colorado Court of Appeals (in some cases directly to the Colorado Supreme Court).

Docket-The schedule of court proceedings.

Domicile-The permanent residence of a person, a place to which, even if he/she were temporary absence, they intend to return. In law, it is said that a person may have many residences but only one domicile.

Duces tecum-Latin meaning "bring with you". Used most frequently for a subpoena (as in "subpoena duces tecum") which seeks not the appearance of a person before a court but the surrender of a thing (document or some other evidence) by its holder, to the court, to serve as evidence in a trial.

Due process-A fundamental, constitutional guarantee that all legal proceedings will be fair and that one will be given notice of the proceedings and an opportunity to be heard before the government acts to take away one's life, liberty, or property.

Duress-Where a person is prevented from acting (or not acting) according to their free will, by threats or force or force of another, it is said to be "Under Duress".

Early neutral evaluation-An early intervention in a lawsuit by a court appointed evaluator, to narrow, eliminate, and simplify issues and to assist in case planning and management. Settlement of the case may occur.

Easement-Gives one party the right to go onto another party's property. Utilities often get easements.

Emancipation-The freeing of a minor child from the control or custody of his or her parent(s) and allowing the minor to live on his or her own or under the control of others. It usually applies to adolescents who leave their parents' household by agreement or demand. Emancipation may also end the responsibility of a parent for the acts of a child, including debts, negligence, or criminal acts.

En banc-A session in which the entire membership of the court participates in a decision.

Encumbrance-Any claim or restriction on a property's title.

Enjoin-To order a person to perform, or to abstain and desist from performing a specified act or course of conduct.

*This is not an exhaustive list.

Trial Courts Glossary of Terms*

Escrow-Money or documents, such as a deed or title, held by a third party until the conditions of an agreement are met. For instance, pending the completion of a real estate transaction, the deed to the property will be held "in escrow."

Estate-All property owned by a person on the date of death that is subject to probate.

Eviction-Legally removing someone from a property, like an apartment or house, because they aren't paying rent or aren't following the rules in a lease.

Evidence-The testimony, writings, material objects, or other things presented to the senses that are offered to prove the existence or nonexistence of a fact.

Ex parte-Latin that means "by or for one party." A proceeding in which only one party takes part.

Exemplified-Copy of a court document with court seals from the out-of-state Court verifying the authenticity of the document.

Exhibit-A paper document or other physical object or photograph introduced into evidence to prove or deny a claim during a trial, hearing, or deposition.

Exigent circumstances-Emergency conditions.

Expedited Placement- A dependency and neglect case in which at least one child of the family is under the age of 6 years on the date the petition is filed qualifies as an Expedited Permanency Planning (EPP) case (§19-3-104 C.R.S.).

Expert witness-A witness with a specialized knowledge of a subject who is allowed to discuss an event in court even though he or she was not present.

Expunge-To physically erase, to white or strike out. To "expunge" something from a court record means to remove every reference to it. In juvenile delinquency records, "such records are deemed never to have existed".

Extortion-Forcing a person to give up property through the use of violence, fear or under pretense of authority.

Fact-finder-The person or persons who make(s) determinations regarding the facts that are disputed by the parties in a case. When a trial involves a jury, the jurors are the fact-finders. If there is no jury, then the judge or magistrate is the fact-finder.

Fact-finding-An investigation of a dispute by a neutral third party who examines the issues and facts in a case, and who may or may not recommend settlement procedures.

Family Court Facilitator-An individual who assists with domestic relations cases and conducts Initial Status Conferences. The Family Court Facilitator can help you understand

*This is not an exhaustive list.

Trial Courts Glossary of Terms*

what you need to do during your case, answer questions, and give you instructions about the next steps in your case. The Family Court Facilitator cannot give legal advice.

Family Support Registry-The central payment processing center for the State of Colorado for child support and maintenance (spousal/partner support)

Felony-A crime punishable by imprisonment or by death in a state penal institution.

Fiduciary-A person having a legal relationship of trust and confidence to another and having a duty to act primarily for the other's benefit, e.g., a guardian or trustee.

File-To deposit with the clerk of the court a written complaint or petition which is the opening step in a lawsuit and subsequent documents, including an answer, motions, petitions, orders etc.

A record of the court. A paper is said to be **filed** when it is delivered to the court to be kept on file as a matter of record and reference.

Forcible Entry and Detainer-Eviction; a civil case in which the plaintiff is seeking to regain possession of leased.

Foreclosure-When a borrower cannot repay a loan on a piece of property, like a house or condominium, and the lender asks the court for an order to force the sale of the property.

Foreclosure other than Rule 120- A legal proceeding to terminate a mortgager's interest in property, instituted by the lender either to gain title or to force a sale in order to satisfy the unpaid debt secured by the property (See §38-38-701 C.R.S.).

Foreign judgment-Any judgment, decree, or order of a court of the United States or of any other courts outside of Colorado that should be honored and given effect by Colorado courts. (Civil protection orders issued by other states are not considered foreign judgments and have their own process and rules for enforcement, found in C.R.S. § 13-14-104.)

Forgery-A false document, signature, or other imitation of an object of value used with the intention to deceive another into believing it is the real thing.

Formal-Opening an estate after prior notice to Interested Persons.

Fraud-Intentionally deceiving someone and causing that person to suffer a loss.

Fugitive-A person who runs away to avoid arrest, prosecution or imprisonment.

Gag order-A judge's order prohibiting the attorneys and parties in a pending lawsuit or criminal prosecution from talking about the case to the media or the public.

Garnishee-The person or entity (often a bank or employer) that receives a court order garnishing wages or funds it owes to a debtor.

*This is not an exhaustive list.

Trial Courts Glossary of Terms*

Garnishment-A court-ordered procedure for taking money or property from someone to satisfy a debt. For example, a debtor's wages might be garnished to pay child support, back taxes, or a lawsuit judgment.

Good faith-Honestly and without deception.

Goods Sold and Delivered- A civil case in which the plaintiff claims that defendant purchased products, not services, but has failed to pay for them.

Grand jury-A panel of members of the public chosen from regular jury pool lists. This panel determines whether there is enough evidence to charge someone for a serious crime. Any charges issued by a grand jury are called indictments.

Green card-Also known as a permanent resident card. A Green Card holder is an immigrant who has become a lawful permanent resident of the U.S., and who can work legally, travel abroad and return, apply for permission for his/her spouse and children to immigrate to the U.S., and become eligible for citizenship.

Gross negligence-Refers to actions or inactions where there was a failure to use even the slightest amount of care in a way that shows recklessness or willful disregard for the safety of others.

Guardian-A person who is trusted by law with the care of another person or property of another, or both, as a minor or someone legally incapable of managing his or her own affairs.

Guardian ad litem-A court-appointed representative who is to defend or protect the interest of a person under legal disability, such as a child or incompetent individual involved in a legal court proceeding.

Guardianship-The office, duty, or authority of a guardian.

Habeas corpus-Latin phrase meaning "you have the body". A Writ of Habeas Corpus is an order to bring a person before the court.

Habitual offender-Also known as a "recidivist." A person who is convicted and sentenced for multiple crimes over a period of time and even after serving sentences of incarceration, demonstrating a tendency toward criminal conduct.

Harassment-Used in variety of legal contexts to describe words, gestures, and actions which tend to annoy, alarm and abuse (verbally) another person.

Hearing-Any proceeding before a judge or other magistrate without a jury in which evidence and/or argument is presented to determine some issue of fact or both issues of fact and law. While technically a trial with a judge sitting without a jury fits the definition, a hearing usually refers to brief sessions involving a specific question at some time prior to the trial itself.

Hearsay-A written or spoken statement that was made outside of the court by someone other than the person testifying about that statement.

*This is not an exhaustive list.

Trial Courts Glossary of Terms*

Heir-Person entitled to the property of the Decedent under statutes of Intestate Succession.

Heirs-Persons who are entitled by law to inherit the property of the deceased if there is no will specifying how the property should be divided.

Holographic will-An un-witnessed handwritten will. A few states, including Colorado, allow such documents to be admitted to probate, but most courts are very reluctant to accept them.

Homicide-The killing of one human being by the act, procurement, or omission of another. A person is guilty of criminal homicide if he purposely, knowingly, recklessly or negligently causes the death of another human being. Criminal homicide is murder, manslaughter or negligent homicide.

Hostile witness-A witness who testifies against the party who has called the person to testify. The hostile witness may be asked leading questions, as in cross-examination.

Hung jury-A divided jury that cannot agree on a unanimous verdict.

Illicit-Not permitted or allowed; unlawful.

Immaterial-Not essential or necessary, not important or pertinent; without weight; of no significance.

Immunity-Freedom from duty or penalty; exemption, as from serving in an office or performing duties that the law generally requires other citizens to perform.

Impanel-All the steps of determining and forming the jury in the trial of a particular case.

Impaired mental condition-A condition of the mind, caused by mental disease or defect, which does not rise to the level of insanity but prevents the person from forming the mental state required to find him or her guilty of the crime. If he or she is found not guilty because of impaired mental condition, they may be committed to the Department of Institutions.

Impeach-To accuse or deny or contradict. To call into question the truthfulness of a witness through other evidence that shows that the witness should not be believed.

Implied consent laws-Laws adopted by all states that apply to testing for alcohol in the blood, breath or urine. The principle underlying these laws is that any licensed driver who operates a vehicle has consented to submit to approved tests to show intoxication.

In camera-In chambers; in private. A cause is said to be heard *in camera* either when the hearing is had before the judge in his/her private room or when all spectators are excluded from the courtroom.

Inadmissible-Information which, under the established rules of evidence, cannot be admitted or received by the court.

*This is not an exhaustive list.

Trial Courts Glossary of Terms*

Incapacitated person-A person who is unable to effectively receive and/or evaluate information or make or communicate decisions to such a degree that the individual lacks the ability to take care of his/her basic needs of physical health, safety or self-care.

Incarceration-Imprisonment or confinement in a jail or prison.

Incest-Any person who knowingly marries, inflicts sexual penetration, or sexual intrusion on an ancestor or descendant, including a natural child, child by adoption, or stepchild twenty-one years of age or older, a brother or sister of the whole or half blood, or an uncle, aunt, nephew or niece of whole blood.

Incoming Registration of Support-A domestic case in which a person had a Support Order that was entered in another state and he/she wants to enforce the case here, generally to modify the support order or to issue garnishments or wage assignments.

Incompetent-When someone is unable or unqualified to do something. The term also refers to someone who lacks the legal ability to stand trial or to testify, i.e., unqualified to testify.

Indictment-The formal written accusation of a crime made by a grand jury and presented to a court for prosecution against the accused person; the act or process of preparing or bringing the formal written accusation.

Indigent-A person meeting certain standards of poverty and, thereby, qualifying for waiver of fees or court-appointed counsel.

Informal-Opening an estate without prior notice of Interested Persons.

Informed consent-A person's agreement to allow something to happen or made with full knowledge of the risks involved and the alternatives.

Infraction-A violation, usually of a rule or local ordinance and usually not punishable by jail time.

Infringement-An act that interferes with one of the exclusive rights of a patent, copyright or trademark owner.

Initial Status Conference-A date for you to come to court to meet with a Family Court Facilitator who will help you understand what you need to do during your case, answer your questions, and give you instructions about the next steps in your case. However, you will not be given any legal advice.

Injunctive Relief- Plaintiff asks the court to restrain or enjoin another party from taking an action that may cause harm or result in injury, loss or damage to the plaintiff. May also include a temporary protection order. (See C.R.C.P. 65).

Injunction-A court order directing a person to keep oneself from doing something or ordering the person to do something.

*This is not an exhaustive list.

Trial Courts Glossary of Terms*

Intent-The state of mind accompanying an act, especially a forbidden act. While motive is the reason for doing some act, intent is the mental resolution or determination to do it.

Interested persons-Person identified by Colorado Law who must be given notice of a court proceeding. The term may include heirs, children, spouse, devisees, beneficiaries, creditors, claimants and persons having priority to serve as personal representative, depending on the circumstances.

Interlocutory-Refers to an order, judgment or appeal, that is temporary and issued or taken while the case is still pending and is not final.

Interrogatories-A written set of questions, submitted to an opposing party in a lawsuit as part of discovery, or served on a judgment debtor by a judgment creditor trying to collect a debt. Interrogatories must be answered in writing and under oath.

Intervenor-A person who voluntarily enters into an action or other proceedings with the approval of the court.

Intestate-An estate in which the person (decedent) did not live a will.

Intestate formal-Formal probate proceedings, with no will involved, may be commenced by an interested person filing a petition and, after notice and hearing, the court enters an order, adjudicates intestacy, determines heirs and appoints a personal representative.

Intestate Informal- Informal probate proceedings, with no will involved, may be commenced by an interested person filing an application for informal appointment.

Intestate succession-By Colorado law, a list of who will inherit the property when someone dies without a will.

Irrevocable trust-A trust that cannot be terminated by the settlor (the person who created the trust) once it's created.

Jeopardy-The risk of conviction and punishment that a criminal defendant faces at trial.

Joinder-The combining of parties or claims in a single lawsuit. Joinder can be either necessary or permissive.

Joint tenancy-Ownership by two or more people of the same property. This property may be real estate, cash or other items.

Judgment-A court's final determination of the rights and obligations of the parties in a case. The term includes a decree and any order that can be appealed.

Judgment creditor-The person(s), company or group who should receive a specific amount of money according to the Court's order.

*This is not an exhaustive list.

Trial Courts Glossary of Terms*

Judgment debtor-The person(s), company or group who owes a specific amount of money according to the Court's order.

Jurisdiction-A court's power to decide a case or issue a decree.

Jury-A group of persons selected according to law and given the power to decide questions of fact and return a verdict in a court case.

Justice-The fair and proper administration of laws. It can also refer to a judge, especially of an appellate court.

Juvenile-A person who has not reached the age of majority, usually 18.

Juvenile delinquent-An underage person that has committed a crime in states where by law a minor lacks responsibility and may not be sentenced as an adult.

Legal Separation-A court order granting the right to live apart, with the rights and obligations of divorced persons, but without divorce. The order can include issues relating to child custody, alimony, child support, division of property and debts.

Letters-A document issued by the Court, identifying the authority of the Personal Representative.

Levy-A legal process to obtain property or cash from the judgment debtor to satisfy a judgment.

Liability-Any legal responsibility, duty or obligation.

Lien-A claim that a person has upon the property of another as security for a debt owed.

Litigant-A party to a lawsuit, one who is engaged in litigation, usually referred to active parties in a case.

Litigation-A lawsuit, legal action, including all proceedings therein.

Magistrate-A person other than a judge authorized by Colorado law or by Colorado court rules to make orders or judgments in court proceedings, like trials or hearings.

Maintenance-Maintenance is the new term for "alimony" or "spousal/partner support". Maintenance is financial support paid to a former spouse or partner.

Mandate-A command, order or direction, written or spoken which the court is authorized to give and a person is must obey.

May-In legal terms, "may" is defined as "optional" or "can".

Mechanics' Lien-Plaintiff has provided goods and/or services on a property (real property) for which he or she has not been paid and plaintiff has subsequently filed a lien against the property to ensure payment. (See §38-22-101 C.R.S.).

*This is not an exhaustive list.

Trial Courts Glossary of Terms*

Mediation-A trained neutral person helps people involved in a court case reach their own solution.

Minor-A person who does not have the legal rights of an adult. Someone who has not yet reached the age of majority which in most states is the age of 18.

Misdemeanor- A criminal offense punishable by a sentence in the county jail.

Mistrial-A trial ended before a verdict is reached because of a basic error that is harmful to the defendant.

Modification-Any change to a current court order or decree.

Money- A civil case in which the plaintiff claims a demand for money owed.

Money judgment-Part of a judgment that requires the payment of money by one party (the judgment debtor) to another (the judgment creditor).

Moot-An issue which no longer is important.

Motion-A written or oral request a party makes to the Court for a specified ruling or order.

Motion in limine-A written motion which is usually made before or after the beginning of a jury trial for a protective order against extremely harmful evidence.

Motion to suppress-A motion asking that allegedly secured illegal evidence be left out of the trial.

Nominee-The person seeking appointment as Personal Representative.

Notary Public-A person authorized by the state in which the person resides to certify documents. The signature and seal or stamp of a notary public is necessary to attest to the oath of truth of a person making an affidavit and to attest that a person has acknowledged that he/she executed a deed, power of attorney or other document, and is required for recording in public records

Note- A civil case in which the plaintiff claims defendant has signed a note (a borrower's legally binding written promise to repay a debt to a lender on a specified date) and has defaulted on the payment for that note.

Oath-A serious affirmation or promise to tell the truth or to take a certain action.

Order-A formal written direction given by a judge or magistrate.

Outgoing Registration of UIFSA- An administrative order filed by the Department of Health Services that they want to have enforced in another state.

*This is not an exhaustive list.

Trial Courts Glossary of Terms*

Parental responsibility-This term includes both parenting time and decision-making responsibilities regarding the children. (The term "Custody" is no longer used.)

Parental Rights-In the State of Colorado the freedom to decide who cares for children and how. Also includes the freedom to decide how to spend time with a son or daughter, including activities and time, in order to raise a child. Decisions about school, religion, and medical treatment are included.

Parenting plan-A written document that identifies decision-making responsibilities, parenting time, relocation, child support, and child tax exemption relating to the children in a divorce or custody case.

Parenting time-Also known as "**Visitation**". The right of a parent to spend time with their children by order of the Court.

Party-One of the participants in a lawsuit or other legal proceeding who has an interest in the outcome.

Paternity-A specific man being the natural or biological father of a child.

Payable on Death (POD)-A bank account that names a specific person as beneficiary of all funds once the account holder dies. Probate is not necessary.

Permanent Protection Order (PPO)-An order granting continuous protection to prevent assaults and threatened bodily harm, domestic abuse, emotional abuse and stalking.

Person in Interest-Property owner or other individual or group named as the landlord on a lease or person who has some sort of involvement or investment in the rental or home.

Personal representative-A person at least 21, resident or non-resident of Colorado, who has been appointed to administer the estate of the Decedent and may also be referred to as an Executor/Executrix.

Personal Service-Delivering a summons, complaint, or other legal document which must be served by handing it directly to the person named in the document.

Petition-A written application to the Court asking for specific action to be taken.

Petitioner-A person who is completing and filing a written Petition (application) with the Court

In Probate: A person who files a Petition for Formal Appointment of Personal Representative and/or Determination of Heirs.

Plaintiff-The person who starts a lawsuit. This person may also be known as "claimant", "petitioner", or "applicant".

Pleading-The formal presentation of claims and defenses by parties to a lawsuit. The specific papers by which the allegations of parties to a lawsuit are presented in proper form;

*This is not an exhaustive list.

Trial Courts Glossary of Terms*

specifically, the complaint of a plaintiff and the answer of a defendant plus any additional responses to those papers that are authorized by law.

Power of Attorney-A written document in which one person appoints another person to act as an agent on his or her behalf, giving authority to perform certain acts or functions.

Preuptial agreement-A written agreement setting out terms of the relationship for the division of property and financial issues for a couple who are about to live together or marry should the relationship or marriage later be dissolved.

Pro bono-For the good; used to describe work or services done or performed free of charge.

Pro se- (pronounced pro say) Latin phrase that means "for himself." A person who represents himself in court alone without the help of a lawyer is said to appear pro se.

Probate-A type of court case or area of law that focuses on guardianships, conservatorships, or division of a person's property after death.

Process Server-A person who serves or delivers legal paperwork.

Promissory note-A written document in which a borrower agrees (promises) to pay back money to a lender according to specified terms

Public Administrator Statement-A type of probate filing. The public administrator files statements of accounts in small estates.

Public Notice-Document which is submitted to the local newspaper (that must meet the qualifications of a legal publication) to publish notice of a requested name change.

Public Trustee-In Colorado, an individual appointed by the Governor that keeps deeds of trusts related to real estate, handles the sale of foreclosed real estate, and collects taxes related to real estate. A public trustee is appointed in each county or the treasurer in the county acts as public trustee.

Public Utilities Commission- A review of a decision by the Public Utilities Commission for the purpose of having the lawfulness of the final decision inquired into and determined. (See §40-6-115 C.R.S.).

Publication-A method of providing legal notice, conveying or making information generally known to the public, usually by means of an approved newspaper in the appropriate county or district.

Real property-Land and all the things that are attached to it, like a garage or barn. Anything that is not real property is personal property. Personal property is anything that isn't nailed down, dug into, or built onto the land. A house is real property, but a dining room set is not.

Registered Agent-A person authorized to accept Service of Process for a corporation.

*This is not an exhaustive list.

Trial Courts Glossary of Terms*

Registration of Foreign Decree- When a party to a domestic relations case, filed in another state, seeks to register (or file) an out-of-state case into the State of Colorado for purposes of enforcement. (See §14-11-101 C.R.S.).

Replevin-Legal way to get property back from a person who has wrongfully taken or kept property. You must have had or have the right to keep to the property.

Respondent-A person who has been named in a court case, and was served legal documents that were started and given to the Court by another person, known as the “Petitioner”. If the Respondent wishes to have a say in the case they must file or give a response to the Court.

Return of Service-Written proof under oath by a process server saying that they delivered legal documents (such as a summons and complaint). "Return of Service" is also referred to as "Proof of Service".

Right of Survivorship-When property is owned by two or more people and one of the owners dies, his or her share goes to the remaining owners without needing to open a probate case.

Rule 105 Quiet Title- Plaintiff asks the court to determine the rights of all parties with respect to real property and its possession (See C.R.C.P. 105 and C.R.C.P. 105.1(b)).

Rule 106 Writs/Contempt-A civil case brought in district court that allows for relief to be obtained in the following instances: 1) where any person not being committed or detained for any criminal or supposed criminal matter is illegally confined or restrained; 2) to compel a lower judicial body, governmental body, corporation, board, officer or person to perform an act which the law specially enjoins as a duty resulting from an office, trust, or station, or to compel the admission of a party to the use and enjoyment of a right or office to which he is entitled, and from which he is unlawfully precluded; 3) when any person usurps, intrudes into, or unlawfully holds or exercises any office or franchise; 4) where any governmental body or officer or any lower judicial body exercising judicial or quasi-judicial functions has exceeded its jurisdiction or abused its discretion, and there is no remedy otherwise provided by law.

Rule 120 Deed of Trust- A party holding interest in property through an instrument in which there is default on the instrument, may ask the court to order the property sold by the public trustee (See C.R.C.P. Rule 120).

Satisfaction of Judgment-The document stating the Judgment Debtor has satisfied (paid) the judgment. If the judgment has been paid, this document must be filed by the Judgment Creditor with the Clerk of Court in order to remove the judgment from credit reports as being unpaid. The satisfaction can be “Full” or “Partial”.

Security Agreement-A contract between a lender and borrower that states that the lender can repossess the property a person has offered as collateral if the loan is not paid as agreed.

Self-represented Litigant-Also known as a Pro Se Party. A person who represents himself or herself in court without the help of a lawyer.

*This is not an exhaustive list.

Trial Courts Glossary of Terms*

Separation Agreement-Written arrangements concerning custody or parental obligation, child support, spousal maintenance (alimony), and property division made by a married couple who are usually about to obtain a divorce or legal separation

Serve-To give court paperwork that starts a court case or is part of a court case to the person that is being sued or the other person in the case. This is done by a person who isn't involved in the case or a sheriff or private process server. The person starting the case **cannot** deliver the paperwork.

Service of Process

The official act by which a party is notified that a court action has been filed against them. They are personally served with a copy of the document(s) filed and information as to the steps they should take in order to respond to the court action.

Services Rendered- A civil case in which a party performs a service but is not compensated as agreed.

Settle-To reach an agreement.

Settlement-The resolution or compromise by the parties in a civil lawsuit.

Settlement Conference-An informal assessment and negotiation session conducted by a legal professional who hears both sides of the case, may advise the parties on the law and precedent relating to the dispute, and suggest a settlement. An informal assessment and negotiation session conducted by a legal professional who hears both sides of the case, may advise the parties on the law and precedent relating to the dispute, and suggest a settlement.

Shall-In legal terms, “shall” is defined as “required”.

Single Transaction-A type of probate filing in which the court, without appointing a conservator, may enter an order to authorize, direct or ratify any transaction necessary or desirable for the best interests of the protected person.

Special Administrator Formal- A type of probate filing. A Special Administrator may be appointed by the Court on Petition of any interested person and finding, after notice and hearing, that appointment is necessary to preserve the estate or secure its proper administration, including when a personal representative cannot or should not act. (See §15-12-614 C.R.S.).

Special Administrator Informal-A type of probate filing. A Special Administrator may be appointed informally by the Registrar on application of any interested person when necessary to protect the estate of a decedent prior to the appointment of a general personal representative or if a prior appointment has been terminated. (See §15-12-614 C.R.S.) Note there is a general policy in most courts to accept only formal proceedings.

Special District- Persons proposing the organization of a special district (i.e. water, fire protection, metropolitan, park & recreation, sanitation etc.) may petition the court for the organization of the district. (See §32-1-301 C.R.S.).

*This is not an exhaustive list.

Trial Courts Glossary of Terms*

Specific Performance-A civil case in which the plaintiff claims that a contract exists between parties and one party has failed to perform the conditions of the contract. The plaintiff asks the court to order that the conditions of the contract be performed.

Statute of Limitations-Laws setting deadlines for filing lawsuits within a certain time after events occur that are the source of a claim.

Stay-An order stopping a judicial proceeding or execution of a judgment.

Stipulation-An agreement by opposing lawyers on any matter. Most stipulations must be in writing.

Strict Liability-A concept applied by courts in product liability cases in which a seller is liable for any and all defective or hazardous products that unduly threaten a consumer's personal safety.

Subpoena-An order to a witness to appear and testify at a specified time and place.

Subpoena Duces Tecum-Latin meaning, "bring with you". Subpoena duces tecum seeks not the appearance of a person before a court but the surrender of a thing (document or some other evidence) by its holder, to the court, to serve as evidence in a trial.

Summation-The closing argument in a trial.

Summons-(1)An order to a sheriff or other officer to notify a named person that a civil action has been commenced against him or her and that he or she is required to appear within a specified period and answer the complaint.(2) A written order or notice directing that a person appear before a designated court at a stated time and place and answer to a charge against him or her. (3) The document initiates all civil law suits and is referred to as process.

Supersedeas Bond-A bond required of a party who asks to set aside a judgment or execution and from which the other party may be paid if the action is unsuccessful.

Sworn Financial Statement-A written document that contains financial information to include monthly income, expenses, debts, and value of assets.

Temporary Injunction-An automatic Court order in place until the Decree is entered or until further order of the Court. The order prevents the transfer of property, ending of insurance coverage, etc. without the permission of the other person in the case.

Temporary Order-Written paperwork from the Court, short-term, to deal with issues such as spousal maintenance (alimony), child support, or financial responsibilities until the final decree of divorce is made.

Temporary Protection Order (TPO)-Short-term written paperwork from the court granted without notice or hearing. A Temporary Protection Order (TPO) keeps one party from the other until the court can hear more evidence and decide whether to issue a permanent protection order.

*This is not an exhaustive list.

Trial Courts Glossary of Terms*

Tenants in Common-Property that is owned by two or more people. When one person dies his or her part of the property goes to his or her estate rather than to the remaining co-owners. A probate case may be necessary.

Termination (terminated case)-A case in which all outstanding issues have been resolved; a case that has reached final resolution.

Testate-Estate in which the person who died left a will.

Testate Formal- A probate filing. A formal proceeding for adjudication regarding the priority or qualification of one who is an applicant for appointment as personal representative, or of one who previously has been appointed personal representative in informal proceedings, or if an issue concerning the testacy of the decedent is or may be involved (See §15-12-414 C.R.S.).

Testate Informal- A probate filing. An informal probate of will and informal appointment of personal representative.

Testator-The person who makes a will.

Testimony-The statements made by a witness, under oath, usually related to a legal proceeding; evidence given by a witness under oath or affirmation, as distinguished from evidence from writing and other sources.

Tort-An injury or wrong committed, with or without force, against someone or their property.

Transcript of Judgment-A one-page document from the Court that gives the name of the Judgment Debtor (person or company who owes money), Judgment Creditor (the person or company who is owed money) and the date and amount of the judgment.

Transferable on Death (TOD)-Naming beneficiaries to receive your money and property when you die without filing a probate case.

Traverse-A denial; where a Defendant denies any important claim of fact in the Plaintiff's statement.

Trust-Property given to a trustee to manage for the benefit of another person. Generally, the beneficiary gets interest and dividends on the trust assets for a set number of years.

Trustee-Person or group that supervises and manages a trust.

Uniform Veterans Guardianship-Act: A type of probate filing, commonly referred to as a UVGA case, which applies to beneficiaries of monies from the Veteran's Administration. The word guardian and guardianship is used but in essence this is a conservatorship and essentially treated as a conservatorship.

Valid Claim-A grievance that can be resolved by legal action.

*This is not an exhaustive list.

Trial Courts Glossary of Terms*

Verdict-The opinion rendered by a jury, or a judge where there is no jury, on a question of fact. A verdict differs from a judgment in that a verdict is not a judicial determination, but is a finding of fact.

Vicarious Liability-When one person is liable for the negligent actions of another person, even though the first person was not directly responsible for the injury. For instance, a parent sometimes can be vicariously liable for the harmful acts of a child and an employer sometimes can be vicariously liable for the acts of a worker.

Victim-Any person aggrieved by the conduct of an offender. For a complete listing of who may be considered a victim, please see Section 18-1.3-602(4) of the Colorado Revised Statutes.

Wage execution-The act of taking a person's wages to satisfy a judgment. Also known as garnishment.

Waiver-The intentional and voluntary relinquishment of a legal right.

Waiver of Service-A voluntary acceptance of service by the Respondent giving up his or her right to proof of service or service of future court documents or notices of hearings from the Petitioner.

Warrant-An order issued by the court ordering any peace officer to arrest the person named or described in the order.

Warrantless Arrest-An arrest of a person without a warrant. It is generally permissible if the arresting officer has reasonable grounds to believe that the person has committed a felony or if the person has committed a misdemeanor amounting to a breach of the peace.

Witness-One who testifies under oath as to what she/he has seen, heard or otherwise observed.

Writ-An order issued from a court requiring the performance of a specified act, or giving authority to have it done.

Writ of Attachment-A writ used to enforce obedience to an order or judgment of the court by taking property.

Writ of Certiorari-An order by the appellate court that is used when the court has discretion on whether or not to hear an appeal. If the writ is denied, the court refused to hear the appeal and, in effect, the judgment below stands unchanged. If the writ is granted, then it has the effect of ordering the lower court to certify the record and send it up to the higher court that will use its discretion to hear the case.

Writ of Execution-An order from the court to put in force the judgment or decree of a court by taking property of the person who owes money to pay a debt.

*This is not an exhaustive list.

Trial Courts Glossary of Terms*

Writ of Habeas Corpus- Plaintiff claims that he or she has been illegally confined.

*This is not an exhaustive list.