

Colorado Judicial Branch Annual Statistical Report Fiscal Year 2023



Photo Credit: Andréa N. Chávez

Table of Contents

Chief Justice Introduction

Forward	i
Colorado Judicial Districts Map.....	ii
Organizational Chart	iii

I. Supreme Court

List of Supreme Court Justices	1
Supreme Court Narrative	2
Table 1: Supreme Court Caseload, FYs 2003 to 2023.....	3
Table 2: Distribution of Case Filings in the Supreme Court FYs 2003 to 2023	4
Table 3: Distribution by Type of Case Filed in the Supreme Court, FY End 2020 to 2023.....	5
Table 4: Distribution of Case Terminations, FYs 2003 to 2023	6
Table 5: Supreme Court Written Opinions, FYs 2006 to 2023	7
Table 6: Distribution of Supreme Court Cases at Issue, End of FY 2023.....	8
Table 7: Distribution of Supreme Court Cases Not at Issue, End of FY 2023	8

II. Court of Appeals

List of Court of Appeals Judges	9
Court of Appeals Narrative	10
Table 8: Colorado Court of Appeals New Filings by Case Type FY 2023	11
Chart A: Colorado Court of Appeals New Filings by Case Type FY 2023.....	11
Table 9: Colorado Court of Appeals Dispositions FY 2023.....	12
Chart B: Colorado Court of Appeals Dispositions FY 2023	12
Table 10: Colorado Court of Appeals Pending Caseload FY 2023	13
Chart C: Colorado Court of Appeals Pending Caseload FY 2023	13
Table 11: Colorado Court of Appeals Pending Docket FY 2023	14
Table 12: Colorado Court of Appeals Average Age of Cases FY 2023	15

Table of Contents

III. District Court

List of District Court Judges.....	16
List of Court Executives.....	17
District Court Narrative.....	18
Chart 1 and 2: District Court Case Filings: Proportion of Cases by Class, Ten Year Comparison FY 2014 and FY 2023.....	19
Table 13: District Court Filings, Terminations and Percent Change for FY 2022 and FY 2023.....	20
Table 13 Chart: New Case Filings by Case Class FY 2022 Versus FY 2023.....	21
Table 14: District Court Caseload FY 2014 to FY 2023.....	22
Table 14 Chart: District Court New Cases Filed FY 2014 through FY 2023.....	23
Table 15: District Court New Filings, Terminations and Percent Change by Judicial District FY 2022 and FY 2023.....	24
Table 15 Chart: District Court New Case Filings by Judicial District Comparison FY 2022 and FY 2023....	25
Table 16: District Court Filings and Terminations.....	26-28
Table 17: Number of Court and Jury Trials Held in District Court.....	29-30
Table 17 Chart: Number of Court and Jury Trials Held in District Court Comparison FY2022 and FY2023	31
Table 18: District Court Civil Filings by Case Type FY 2023.....	32-61
Table 19: District Court Criminal Filings by Case Type FY 2023.....	62-70
Table 19 Chart: District Court Criminal Filings by Gender and Race FY 2023.....	71
Table 20: DUI-Felony Filings by District FY 2016 to FY 2023.....	72
Table 20 Chart: DUI-Felony Filings by District FY 2016 through 2023.....	73
Table 21: District Court Domestic Relations Filings by Case Type FY 2023.....	74-76
Table 22: District Court Juvenile Filings by Case Type FY 2023.....	77-91
Table 23: District Court Juvenile Delinquency Filings by Case Type FY 2023.....	92-107
Table 23 Chart: District Court Juvenile Delinquency Filings Gender and Race FY 2023.....	108
Table 24: District Court Mental Health Filings by Case Type FY 2023.....	109-114
Table 25: District Court Probate Filings by Case Type FY 2023.....	115-123

Table of Contents

IV. County Court

List of County Court Judges.....	124
County Court Narrative.....	125
Chart 3 and 4: County Court Filings- Proportion of Cases by Class, Ten Year Comparison FY 2014 and FY 2023.....	126
Table 26: County Court Filings, Terminations and Percent Change for FY 2022 and FY 2023.....	127
Table 26 Chart: FY 2022 Versus FY 2023	128
Table 27: County Court Caseload FY 2014 to FY 2023.....	129
Table 27 Chart: County Court New Case Filings FY 2014 through FY 2023	130
Table 28: County Court Filings, Terminations and Percent Change by Judicial District.....	131
Table 28 Chart: County Court New Case Filings by Judicial District FY 2022 Versus FY 2023.....	132
Table 29: County Court Filings and Terminations by Case Class FY 2023	133-135
Table 30: Court and Jury Trials for County Court FY 2023.....	136-138
Table 30: Chart: Number of Court and Jury Trials Held in County Court FY 2023	139
Table 31: County Court DUI/DWAI Filings by District FY 2014 to FY 2023.....	140
Table 31: Chart: DUI/DWAI New Filings FY 2014 to FY 2023	141
Table 32: County Court Civil Filings by Case Type FY 2023.....	142-144
Table 33: County Court Misdemeanor Filings by Case Type FY 2023	145-156
Table 33 Chart: County Court Misdemeanor Filings by Gender and Race FY 2023.....	157
Table 34: County Court Small Claims Filings by Case Type FY 2023	158-160
Table 35: County Court Traffic Filings by Case Type FY 2023	161-163
Table 35 Chart: County Court Traffic Filings Gender and Race FY 2023	164

V. Water Court

List of Water Court Judges.....	165
Water Court Narrative	166
Table 36: Filings, Claims and Percent Change by Water Division for FY 2022 and FY 2023	167

Table of Contents

VI. Office of Dispute Resolution

Office of Dispute Resolution Narrative.....	168-170
Table 37: ADR Services Provided by Case Type and Disposition Percentage, FY 2023	171
Table 38: ADR Services Provided by District and Case Type, FY 2023	172
Table 39: Mediation Services Provided by District and Case Type, FY 2023.....	173

VII. Office of Language Access

Office of Language Access Narrative	174-175
Table 40: Number of Events Requiring Language Access by Language	176

VIII. Financial Information

Budget/Financial Narrative	177
Chart D: FY 2023 Total State Appropriation.....	178
Chart E: FY 2023 Judicial Appropriation by Agency	178
Chart F: FY 2023 Judicial Appropriation Major Cost Category.....	179
Chart G: FY 2023 Judicial Appropriation Major Function.....	179
Collections Narrative.....	180
Table 41: Collections and Revenue	181-182
Chart H: Restitutions Collections	183
Chart I: Restitution Assessments and Totals Collected to Date.....	184-193
Chart J: Restitution Interest Collections	194

IX. Colorado Probation

List of Chief Probation Officers	195
Probation Overview Narrative.....	196
Chart 5: Probation Active Population on June 30 th , Ten Year Comparison	196

Table of Contents

Table 42: Grand Totals – Probation Adult Regular, Private, Juvenile Regular, Intensive Programs, Monitoring and Investigations FY 2022 and FY 2023	197
Chart 6: Probation Active Population on June 30th FY 2022 compared to FY 2023	198
Table 43: Colorado Adult Probation State Regular and Private Combined Successful/Unsuccessful Terminations FY 2023	199

Adult State Regular Probation

Narrative	200
Chart 7: New Adult Probationers by Gender-Ten Year Comparison	201
Chart 8: New Adult Probationers by Offense Type-Ten Year Comparison	201
Chart 9: New Adult Probationers by Age-Ten Year Comparison	202
Chart 10: New Adult Probationers by Ethnicity-Ten Year Comparison	202
Table 44: Adult Regular Probation: FY 2023 Investigations:	203
Table 45: Adult Regular Probation: FY 2023 New Clients by Offense Type	204
Table 46: Adult Regular Probation: FY 2023 New Clients by Court of Origin	205
Table 47: Adult Regular Probation: FY 2023 New Clients by Supervision Type	206
Table 48: Adult Regular Probation: FY 2023 New Clients by Gender	207
Table 49: Adult Regular Probation: FY 2023 New Clients by Age	208
Table 50: Adult Regular Probation: FY 2023 New Clients by Ethnic Group	209
Table 51: Adult Regular Probation: FY 2023 Successful/Unsuccessful Terminations	210
Table 52: Adult Regular Probation: FY 2023 All Probation Supervision Closure Types	211
Table 53: Adult Regular Probation: FY 2023 Type of Revocation	212
Table 54: Adult Regular Probation: FY 2023 Length of Stay	213
Table 55: Adult Regular Probation: FY 2023 State Adult and Private Adult Probation Active Clients on June 30, 2023	214
Table 56: Adult Regular Probation: FY 2023 Active Client Risk Levels on June 30, 2023	215
Table 57: Adult Regular Probation: FY 2023 Regular Adult, Domestic Violence and Sex Offender Client Risk Levels on June 30, 2023	216
Table 58: Adult Regular Probation: FY 2023 Problem Solving Court, Mental Health and Economic Crime Caseloads Client Risk Levels on June 30, 2023	217

Table of Contents

Private Probation

Narrative	218
Table 59: Private Probation: FY 2023 New Clients by Supervision Type	219
Table 60: Private Probation: FY 2023 New Clients by Gender	220
Table 61: Private Probation: FY 2023 New Clients by Age	221
Table 62: Private Probation: FY 2023 New Clients by Ethnic Group	222
Table 63: Private Probation: FY 2023 Successful/Unsuccessful Terminations	223
Table 64: Private Probation: FY 2023 All Closure Types	224
Table 65: Private Probation: FY 2023 Type of Revocation	225
Table 66: Private Probation: FY 2023 Length of Stay	226
Table 67: Private Probation: FY 2023 Active Client Risk Levels on June 30, 2023	227

Juvenile Regular Probation

Narrative	228
Chart 11: New Juvenile Regular Probationers by Gender-Ten Year Comparison	229
Chart 12: New Juvenile Regular Probationers by Offense Type –Ten Year Comparison	229
Chart 13: New Juvenile Regular Probationers by Age-Ten Year Comparison	230
Chart 14: New Juvenile Regular Probationers by Ethnicity – Ten Year Comparison	230
Table 68: Juvenile Regular Probation: FY 2023 Investigations	231
Table 69: Juvenile Regular Probation: FY 2023 New Clients by Offense Type	232
Table 70: Juvenile Regular Probation: FY 2023 New Clients by Supervision Type	233
Table 71: Juvenile Regular Probation: FY 2023 New Clients by Gender	234
Table 72: Juvenile Regular Probation: FY 2023 New Clients by Age	235
Table 73: Juvenile Regular Probation: FY 2023 New Clients by Ethnic Group	236
Table 74: Juvenile Regular Probation: FY 2023 Successful/Unsuccessful Terminations	237
Table 75: Juvenile Regular Probation: FY 2023 All Probation Supervision Closure Types	238
Table 76: Juvenile Regular Probation: FY 2023 Type of Revocation	239
Table 77: Juvenile Regular Probation: FY 2023 Length of Stay	240
Table 78: Juvenile Regular Probation: FY 2023 Active Client Risk Levels on June 30, 2023	241
Table 79: Juvenile Regular Probation: FY 2023 Active Regular Juvenile and Juveniles Who Have Committed Sexual Offenses Client Risk Levels on June 30, 2023	242

Table of Contents

Table 80: Juvenile Regular Probation: FY 2023 Active Problem-Solving Court and Mental Disorder Client Risk Levels on June 30, 2023 243

Intensive Probation Programs:

Narrative 244

Chart 15: Probation intensive Programs Active Population as of June 30-Ten Year Comparison 244

LS-Adult Intensive Supervision Probation (LSIP):

Narrative 245

Table 81: FY 2023 LS-Adult Intensive Supervision (LSIP) New Clients by Order Type 246

Table 82: FY 2023 LS-Adult Intensive Supervision (LSIP) Successful/Unsuccessful Terminations 247

Table 83: FY 2023 LS-Adult Intensive Supervision (LSIP) Discharges 248

Table 84: FY 2023 LS-Adult Intensive Supervision (LSIP) Type of Revocation 249

CC-Adult Intensive Supervision Probation (CCIP)

Narrative 250

Table 85: FY 2023 CC-Adult Intensive Supervision (CCIP) New Clients by Order Type 251

Table 86: FY 2023 CC-Adult Intensive Supervision (CCIP) Successful/Unsuccessful Terminations 252

Table 87: FY 2023 CC-Adult Intensive Supervision (CCIP) Discharges 253

Table 88: FY 2023 CC-Adult Intensive Supervision (CCIP) Type of Revocation 254

Sex Offender Intensive Supervision Probation (SOISP):

Narrative 255

Table 89: FY 2023 Sex Offender Intensive Supervision (SOISP) New Clients by Order Type 256

Table 90: FY 2023 Sex Offender Intensive Supervision (SOISP) Successful/Unsuccessful Terminations
..... 257

Table 91: FY 2023 Sex Offender Intensive Supervision (SOISP) Discharges 258

Table 92: FY 2023 Sex Offender Intensive Supervision (SOISP) Type of Revocation 259

Table of Contents

Juvenile Intensive Supervision Probation (JISP):

Narrative	260
Table 93: FY 2023 Juvenile Intensive Supervision (JISP) New Clients by Order Type	261
Table 94: FY 2023 Juvenile Intensive Supervision (JISP) Successful/Unsuccessful Terminations	262
Table 95: FY 2023 Juvenile Intensive Supervision (JISP) Discharges	263
Table 96: FY 2023 Juvenile Intensive Supervision (JISP) Type of Revocation	264

Intensive Programs Summary:

Table 97: FY 2023 Intensive Programs Transition to Regular Probation	265
Table 98: FY 2023 Intensive Programs Active Client Summary on June 30, 2023	266

Victim Services:

Narrative	267
Table 99: Summary of Victim Services FY 2019 to FY 2023	268
Table 100: FY 2023 Victims Services Notifications	269
Table 101: FY2023 Victim Services Notification of Critical Probation Events	270

Alcohol and Drug Driving Safety Programs (ADDS):

Narrative	271
Table 102: ADDS: FY 2023 New State DUI/DWAI Monitored Clients	272
Table 103: ADDS: FY 2023 New State DUI/DWAI Monitored Clients by Gender	273
Table 104: ADDS: FY 2023 New State DUI/DWAI Monitored Clients by Ethnic Group	274
Table 105: ADDS: FY 2023 New State DUI/DWAI Monitored Clients by Age	275
Table 106: ADDS: FY 2023 State DUI/DWAI Monitored State Successful/Unsuccessful Terminations	276
Table 107: ADDS: FY 2023 State DUI/DWAI Monitored Clients Closure Types	277
Table 108: ADDS: FY 2023 State DUI/DWAI Monitored Clients Type of Revocation	278
Table 109: ADDS: FY 2023 State DUI/DWAI Monitored Clients Length of Stay	279
Table 110: ADDS: FY 2023 Total Active State DUI/DWAI Monitored Clients on June 30, 2023	280

Table of Contents

X. Glossary of Terms

Probation:	281-283
Supreme Court:	284-285
Trial Courts:	286-310

Colorado Supreme Court

Brian D. Boatright **Chief Justice**

I am pleased to present the Judicial Department's annual statistical report, providing data on probation programs and the numbers and types of cases filed and resolved in Colorado's courts during the fiscal year that ended June 30, 2023.

This year was yet another year of moving out of the pandemic. We held more jury trials this past year than we have since the start of COVID. Even though we have been able to hold more in-person proceedings and trials, we are also seeing the normalization of virtual proceedings in both civil and criminal cases. We have seen how virtual proceedings can provide tremendous benefits for litigants and attorneys. Virtual proceedings are more efficient for litigants and attorneys and less disruptive to their work and family commitments. They also allow attorneys in larger jurisdictions to more easily represent rural clients who may not have access to legal representation in their communities. Notwithstanding these benefits, virtual proceedings are in general less efficient for the courts, and in some proceedings, simply do not allow the judge or jury to perform their required duties. Credibility determinations are exceedingly difficult in a virtual environment, and issues like witness sequestration, witness identification, and evidence presentation are less effective or impossible.

This past year, I adopted two Chief Justice Directives intended to clarify how the Colorado Judiciary utilizes virtual proceedings. One CJD (23-02) addresses livestreaming of criminal proceedings and creates a presumption that non-evidentiary hearings should be livestreamed for public viewing. The other CJD (23-03) addresses virtual participation in trial court proceedings. Both provide for significant judicial discretion based on the facts of the case and circumstances facing the court. I am convinced that discretion is necessary. But the CJDs also recognize that we must make virtual proceedings more available. We are learning more through implementation of the CJDs, and they will require continued attention and refinement in the coming years. I am convinced that the courts must bend and adapt to this new tool when appropriate.

The Judicial Department uses the statistics contained in this report, along with weighted caseload studies, to determine our need for new staff and judges. The Judicial Department has worked over the past few years to refresh its weighted caseload studies so that they represent an accurate representation of workload post-COVID. We are taking a hard look at these statistics to inform our budget and staffing requests over the coming years. Even now, however, we know that we have unmet judge and staff needs, and we must address those needs soon.

Every year, we look at these statistics to see how we are doing, what additional resources we need, and ways to better serve the public. Above all, however, we must remember that these are just statistics, and each filing represents a serious and

Colorado Supreme Court

consequential part of a litigant's life. How we handle each proceeding, each case, and how we treat and support each probationer, has a profound impact. I know that's of the greatest import to our judges and staff.

Foreword

The Colorado Judicial Branch joins the Legislative and Executive branches to form the government of the State of Colorado. The Judicial Branch is charged with two responsibilities: resolving disputes and supervising offenders on probation.

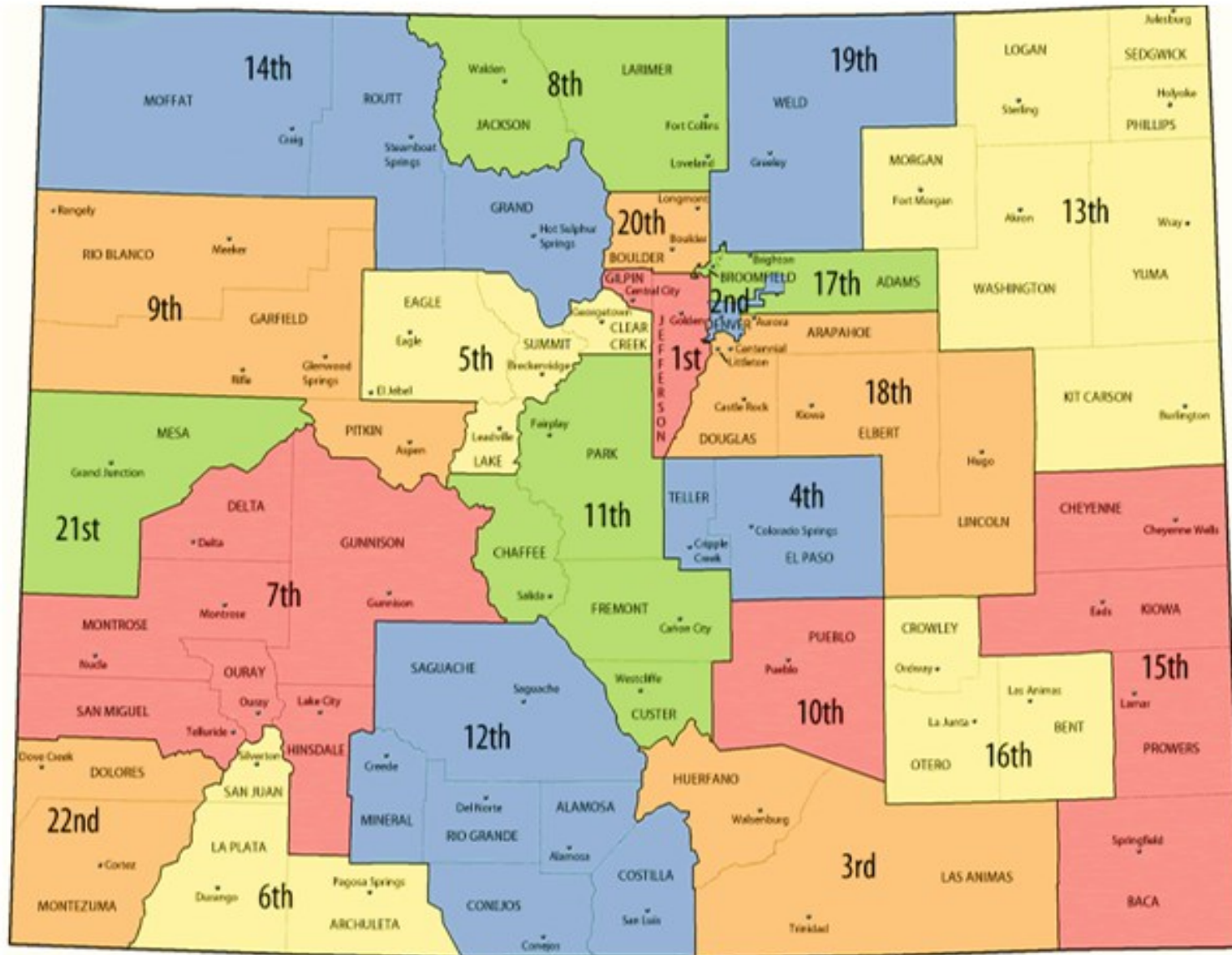
The Colorado Judicial Department Annual Statistical Report for Fiscal Year 2023 provides information about the Colorado state courts. Profiled in this report are caseload statistics for the Colorado Supreme Court, Court of Appeals, District Courts, County Courts, Water Courts, as well as summarized financial information for the Judicial Department.

All references in this report reflect data gathered for Fiscal Year 2023 (July 1, 2022 through June 30, 2023), unless otherwise specified. This report is also available electronically by accessing the Colorado Judicial Department's Web site by clicking the following link [Annual Statistical Report](https://www.courts.state.co.us/Administration/Unit.cfm?Unit=annrep) or entering the following address in your web browser.

(<https://www.courts.state.co.us/Administration/Unit.cfm?Unit=annrep>).

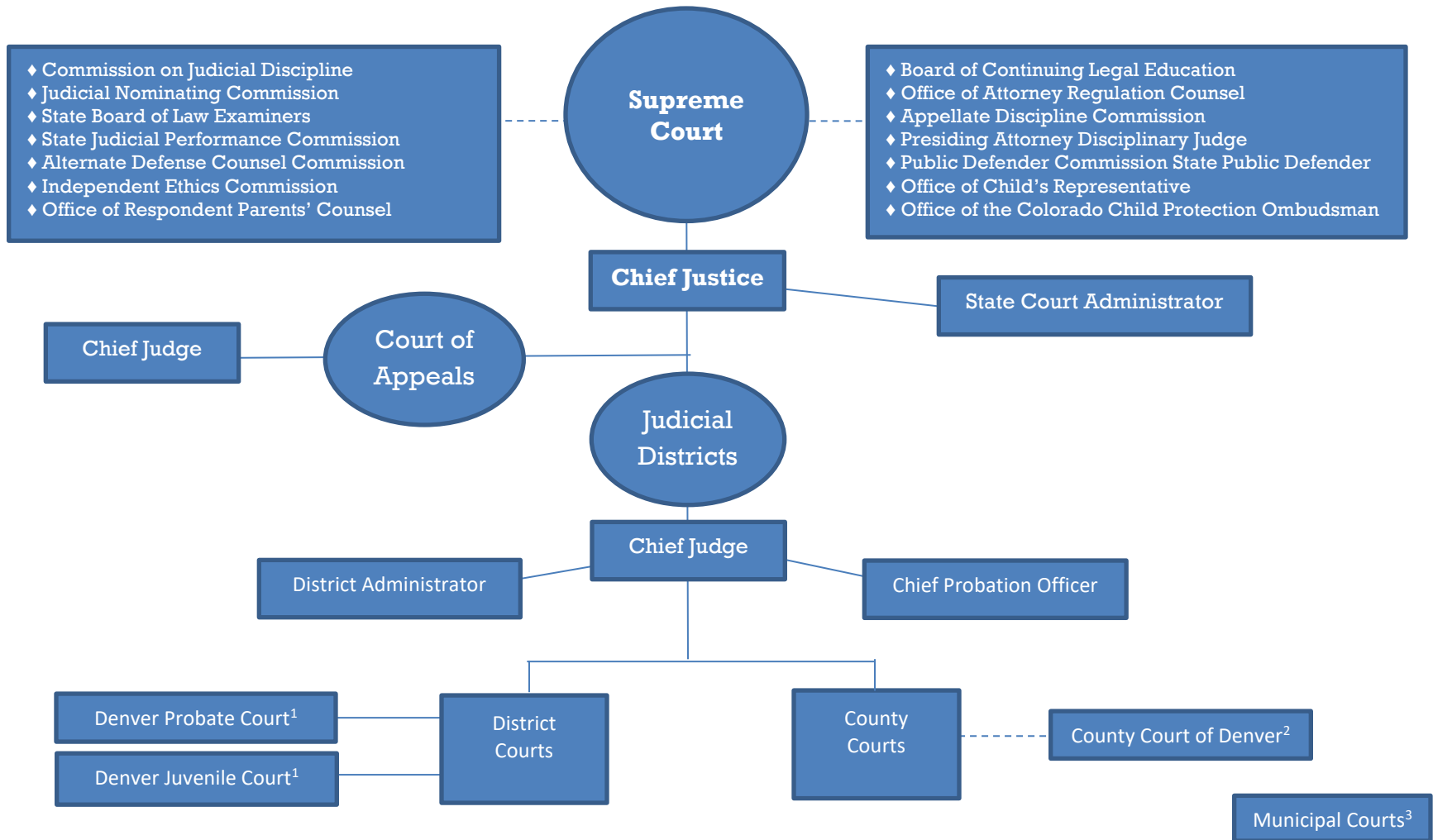
If you need additional information regarding this document, please contact the Office of the State Court Administrator, Court Services Division or Division of Probation Services at (720) 625-5000.

Colorado Judicial Districts



Organization Chart of the Judicial Branch

The Colorado court system consists of the Supreme Court, an intermediate Court of Appeals, district courts and county courts. Each county has both a district court and a county court. Special probate and juvenile courts created by the Colorado Constitution exist in the City and County of Denver. Colorado statutes also authorize locally funded municipal courts with jurisdiction limited to municipal ordinance violations.



1. Exclusive to the City and County of Denver. In the rest of the state, the district court is responsible for juvenile and probate matters.

2. The Denver County Court functions as a municipal as well as a county court and is separate from the state court system.

3. Created and maintained by local government but subject to Supreme Court rules and procedures.

A vibrant rainbow arches across a cloudy sky, with green trees in the foreground. The rainbow is the central focus, with its colors clearly visible. The sky is filled with soft, grey clouds, and the trees are lush and green, with some yellow flowers visible on the right side.

Section I: Supreme Court

Supreme Court

Justices and Sworn into Office Dates

Chief Justice Brian D. Boatright

Sworn into office November 21, 2011
Appointed Chief Justice January 1, 2021

Monica M. Márquez

Sworn into Office December 10, 2010

William W. Hood, III

Sworn into office January 13, 2014

Richard L. Gabriel

Sworn into office September 1, 2015

Melissa Hart

Sworn into office December 20, 2017

Carlos A. Samour, Jr.

Sworn into office July 2, 2018

Maria E. Berkenkotter

Sworn into office January 4, 2021

Colorado Supreme Court

The Colorado Supreme Court is the state's court of last resort. Its decisions are binding on all other Colorado state courts.

The Supreme Court is composed of seven justices who serve ten-year terms. The Chief Justice is selected from the membership of the body and serves at the pleasure of the justices. The Chief Justice also serves as the executive head of the Colorado Judicial Branch and is the ex-officio chair of the Supreme Court Nominating Commission. The Chief Justice appoints the Chief Judge of the Court of Appeals and the Chief Judge of each of the state's 22 judicial districts and is vested with the authority to assign judges (active or retired) to perform judicial duties.

Requests to review decisions of the Colorado Court of Appeals constitute a majority of the Supreme Court's filings. The Supreme Court also has direct appellate jurisdiction over cases in which a statute has been held to be unconstitutional, cases involving decisions of the Public Utilities Commission, writs of habeas corpus, cases involving adjudication of water rights, summary proceedings initiated under the Election Code, and prosecutorial appeals concerning search and seizure questions in pending criminal proceedings. All of these appeals are filed directly with the Supreme Court, and, in these cases bypass the Court of Appeals. The Supreme Court also has exclusive jurisdiction to promulgate rules governing practice and procedure in civil and criminal actions.

Colorado's attorneys are licensed and disciplined by the Supreme Court. The court's attorney regulation system, funded by attorney registration fees, polices the profession. In addition, the court oversees the State Court Administrator, Board of Continuing Legal Education, Board of Law Examiners, Commission on Judicial Discipline, and Unauthorized Practice of Law Committee.

Oral arguments are open to the public and you are welcome to visit the court. Oral arguments are also streamed live on the court's website. For more information, please contact the Clerk of the Colorado Supreme Court, at 2 East 14th Avenue, Denver, Colorado 80203; or call (720) 625-5150 or (800) 888-0001.

Case announcements, oral argument schedules, rules, Chief Justice Directives, protocols, links to committees and commissions, and general information about the court is available on the Judicial Branch's website at:

https://www.courts.state.co.us/Courts/Supreme_Court/Case_Announcements/Index.cfm.

**Table 1:
Supreme Court Caseload
Fiscal year end
2003 through FYE 2023**

Fiscal Year	Cases Pending July 1	Cases Filed	Total Caseload	Cases Terminated	Cases Pending June 30
2002-03	425	1,401	1,826	1,441	385
2003-04	385	1,317	1,702	1,319	383
2004-05	383	1,466	1,849	1,451	398
2005-06	398	1,393	1,791	1,400	391
2006-07	391	1,534	1,925	1,450	475
2007-08	475	1,657	2,132	1,760	372
2008-09	372	1,643	2,015	1,554	461
2009-10	461	1,518	1,979	1,554	425
2010-11	425	1,387	1,812	1,440	372
2011-12	372	1,494	1,866	1,612	254
2012-13	254	1,457	1,711	1,508	203
2013-14	203	1,465	1,668	1,401	267
2014-15	267	1,549	1,816	1,624	192
2015-16	192	1,494	1,686	1,522	164
2016-17	164	1,285	1,449	1,012	437
2017-18	437	1,231	1,668	1,216	452
2018-19	452	1,333	1,785	1,359	426
2019-20	426	1,474	1,900	1,571	329
2020-21	329	1,503	1,832	1,460	372
2021-22	372	1,502	1,874	1,400	474
2022-23	474	1,451	1,925	1,403	522

(a) Terminations include cases transferred to the Court of Appeals.

**Table 2:
Distribution of Case Filings in the Supreme Court
Fiscal Year End 2003
through FYE 2023**

Fiscal Year	Direct Filings	Transfers		Total Filings
		From Court of Appeals*	Reopened Cases	
2003-04	1,310	7	0	1,317
2004-05	1,463	3	0	1,466
2005-06	1,387	6	0	1,393
2006-07	1,530	4	0	1,534
2007-08	1,653	4	0	1,657
2008-09	1,638	5	0	1,643
2009-10	1,504	14	0	1,518
2010-11	1,379	8	0	1,387
2011-12	1,485	9	0	1,494
2012-13	1,455	2	0	1,457
2013-14	1,458	7	0	1,465
2014-15	1,534	15	0	1,549
2015-16	1,479	15	0	1,494
2016-17	1,281	4	0	1,285
2017-18	1,255	2	0	1,257
2018-19	1,333	4	0	1,337
2019-20	1,455	19	0	1,474
2020-21	1,503	7	1	1,511
2021-22	1,489	13	5	1,507
2022-23	1,451	33	0	1,484

*transfers from court of appeals includes only the cases where the supreme court accepted the transfer request

**Table 3:
Distribution by Type of Case Filed in the Supreme Court
Fiscal Year End 2020 through FYE 2023***

	19-20	20-21	21-22	22-23
Criminal Appeals				
Death Penalty	0	0	0	0
Interlocutory	11	6	11	8
By defendant (constitutional)	0	1	0	0
By People (constitutional)	0	1	0	
Civil Appeals				
Constitutional Challenge	1	1	0	0
Elections	5	1	4	4
Habeas Corpus	60	33	37	52
P.U.C.	1	0	1	0
Water	3	3	1	4
Petitions for Certiorari review	1065	949	952	977
Original Proceedings				
Habeas Corpus (C.A.R. 21)	35	15	22	42
Certified Question of Law (C.A.R. 21.1)	2	2	0	1
Other under C.A.R. 21	172	228	227	192
In Attorney Admissions (C.R.C.P. 206)	25	71	42	42
Statutory				
Ballot Title Reviews	49	13	42	7
Interrogatories	1	2	0	0
Reapportionment/Redistricting	0	0	4	0
Discipline - Attorney	6	3	5	11
Discipline - Judge	2	2	3	6
Disability - Attorney	0	0	0	0
Disability - Judge	1	0	0	0
Discipline - Unauthorized Practice of Law	6	5	5	2
Continuing Legal Education	1	135	115	84
Multi-District Litigation	24	25	29	17
Miscellaneous	4	7	2	2
Total	1,474	1,503	1,502	1,451

*Table 3 was updated in FYE2020 to reflect the current case type data collected in the supreme court.

**Table 4:
Distribution of Case Terminations
Fiscal Year End 2003
through 2023**

Fiscal Year	Disposed of by Written Opinion	Disposed of Without Opinion	Total Dispositions	Transferred to Court of Appeals	Total Terminations
2002-03	85	1,354	1,439	2	1,441
2003-04	89	1,228	1,317	2	1,319
2004-05	93	1,357	1,450	1	1,451
2005-06	78	1,321	1,399	1	1,400
2006-07	86	1,361	1,447	3	1,450
2007-08	99	1,658	1,757	3	1,760
2008-09	67	1,484	1,551	3	1,554
2009-10	75	1,478	1,553	1	1,554
2010-11	98	1,339	1,437	3	1,440
2011-12	76	1,533	1,609	3	1,612
2012-13	77	1,429	1,506	2	1,508
2013-14	88	1,313	1,401	0	1,401
2014-15	67	1,557	1,624	1	1,625
2015-16	73	1,449	1,522	0	1,522
2016-17	109	903	1,012	0	1,012
2014-15	67	1,557	1,624	1	1,625
2015-16	73	1,449	1,522	0	1,522
2016-17	103	903	1,012	0	1,012
2017-18	92	1,124	1,216	0	1,216
2018-19	102	1,192	1,294	2	1,296
2019-20	102	1,327	1,429	4	1,433
2020-21	82	1,376	1,458	2	1,460
2021-22	60	1,398	1,458	5	1,460
2022-23	64	1,339	1,403	0	1,403


**Table 5:
Supreme Court Written Opinions
Fiscal Year End
2006 through 2023**

Fiscal Year	Number of Opinions Announcing Judgment of the Court	Number of Partial Concurrences and Dissents	Number of Dissents	Number of Concurrences and Special Concurrences	Total Number of Written Opinions
2005-06	78	7	18	8	111
2006-07	83	2	19	12	116
2007-08	95	6	32	14	147
2008-09	66	3	33	8	110
2009-10	68	9	22	4	103
2010-11	98	9	29	4	140
2011-12	76	7	33	8	124
2012-13	77	6	27	11	121
2013-14	88	11	27	11	137
2014-15	67	10	16	4	97
2015-16	73	2	27	8	110
2016-17	103	5	30	18	156
2017-18	92	6	18	1	117
2018-19	102	4	23	11	140
2019-20	102	7	21	7	137
2020-21	82	7	30	3	122
2021-22	60	2	9	4	75
2022-23	64	1	20	8	93

**Tables 6 and 7:
Distribution of Supreme Court Cases At Issue and
Not At Issue FYE 2023**

Table 6 Distribution of Supreme Court Cases at Issue End of FY 2023					
	Original Proceedings	Certiorari	Appeals	Grievances	Total
Cases at issue awaiting oral argument	0	9	1	0	10
Cases at issue awaiting submission of briefs	3	0	8	0	11
Cases orally argued awaiting opinion	1	9	0	0	10
Cases submitted without argument	0	0	0	0	0
Opinions announced awaiting action on rehearing	2	12	1	0	15
Total	6	30	10	0	46

Table 7 Distribution of Supreme Court Cases Not at Issue End of FY 2023	
Pending Cases	Total
Certiorari granted, awaiting briefs on merits	23
Certiorari pending (pre-merit)	398
Appeals pending	24
Original proceedings pending	22
Interlocutory appeals pending	1
Grievance matters pending	5
Unauthorized practice pending	2
Judicial discipline pending	1
Total	476

A vibrant rainbow arches across a cloudy sky, with green trees in the foreground. The rainbow is the central focus, with its colors clearly visible. The sky is filled with soft, grey clouds, and the trees are lush and green, with some yellow flowers visible on the right side.

Section II: Court of Appeals

Court of Appeals

Judges and Appointment Dates

Chief Judge Gilbert M. Román

Appointed: August 1, 2005
Appointment Chief Judge: October 8, 2021

John D. Dailey

Appointed: January 7, 2000

David Furman

Appointed: December 16, 2005

Jerry N. Jones

Appointed: July 5, 2006

Maria Teresa “Terry” Fox

Appointed: January 7, 2011

Stephanie Dunn

Appointed: November 23, 2012

Anthony J. Navarro

Appointed: January 18, 2013

Elizabeth L. Harris

Appointment: July 23, 2015

Rebecca Rankin Freyre

Appointment: November 16, 2015

Craig R. Welling

Appointment: January 16, 2017

Ted C. Tow III

Appointment: February 13, 2018

Lino S. Lipinsky de Orlov

Appointment: January 9, 2019

Matthew D. Grove

Appointment: January 9, 2019

Jaclyn Casey Brown

Appointment: June 1, 2019

Sueanna P. Johnson

Appointment: June 1, 2019

Christina F. Gomez

Appointment: February 27, 2020

David H. Yun

Appointment: March 2, 2020

W. Eric Kuhn

Appointment: July 7, 2021

Timothy J. Schutz

Appointment: January 1, 2022

Kari L. Schock

Appointment: September 15, 2022

Katharine E. Lum

Appointment: November 16, 2022

Colorado Court of Appeals

The Colorado Court of Appeals is the state's intermediate appellate court. As of July 1, 2008, the Court consists of 22 judges who are retained by the public to serve eight-year terms. The Court sits in three-member divisions to decide cases. The Chief Judge, appointed by the Chief Justice of the Supreme Court, assigns judges to the divisions and rotates their assignments.

The mission of the Court of Appeals is to provide the citizens of Colorado with clear, impartial, and timely resolutions of appealed orders and judgments as provided by law. The Court of Appeals was created by statute; accordingly, jurisdiction is limited to the areas specified by state statute, together with the inherent powers granted to all courts.

Established under Section 1 of Article VI of the [Colorado Constitution](#) and Section 13-4-101, et seq., C.R.S. ([Colorado Revised Statutes](#)), the Court of Appeals has initial jurisdiction, with exceptions, over appeals from the Colorado District Courts, Denver Probate Court, and Denver Juvenile Court. In addition, the Court of Appeals has specific appellate jurisdiction over decisions originating from a number of state administrative boards and agencies, including the Industrial Claim Appeals Office. Reviews of the Court of Appeals' decisions are directed to the Colorado Supreme Court.

Court of Appeals Webpage:

http://www.courts.state.co.us/Courts/Court_of_Appeals/Index.cfm).

**Table 8, Chart A:
Colorado Court of Appeals New Filings by Case Type
Fiscal Year 2023**

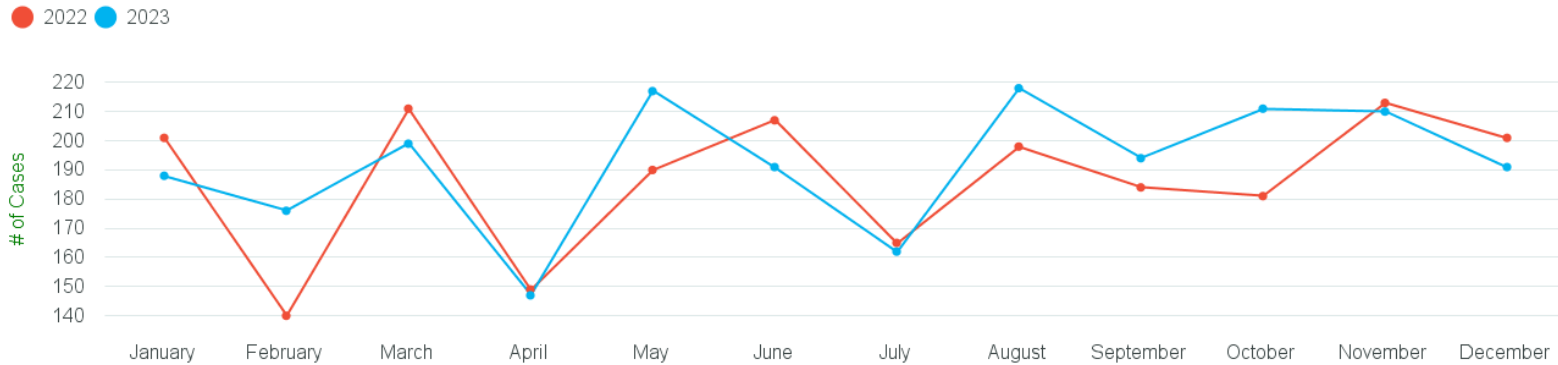
Table 8

	Civil			Criminal			Industrial Claims			Juvenile			Month Total		
	2022	2023	% Change	2022	2023	% Change	2022	2023	% Change	2022	2023	% Change	2022	2023	% Change
July	75	72	-4.0%	59	60	1.7%	2	5	150.0%	29	25	-13.8%	165	162	-1.8%
August	81	88	8.6%	89	97	9.0%	1	10	900.0%	27	23	-14.8%	198	218	10.1%
September	80	77	-3.8%	65	65	0.0%	7	12	71.4%	32	40	25.0%	184	194	5.4%
October	79	83	5.1%	56	98	75.0%	7	8	14.3%	39	22	-43.6%	181	211	16.6%
November	107	88	-17.8%	68	76	11.8%	3	13	333.3%	35	33	-5.7%	213	210	-1.4%
December	81	78	-3.7%	84	79	-6.0%	4	6	50.0%	32	28	-12.5%	201	191	-5.0%
January	100	82	-18.0%	69	77	11.6%	7	10	42.9%	25	19	-24.0%	201	188	-6.5%
February	75	65	-13.3%	42	73	73.8%	6	10	66.7%	17	28	64.7%	140	176	25.7%
March	99	80	-19.2%	77	77	0.0%	10	11	10.0%	25	31	24.0%	211	199	-5.7%
April	61	61	0.0%	55	58	5.5%	7	6	-14.3%	26	22	-15.4%	149	147	-1.3%
May	86	93	8.1%	67	87	29.9%	7	5	-28.6%	30	32	6.7%	190	217	14.2%
June	84	84	0.0%	82	79	-3.7%	13	9	-30.8%	28	19	-32.1%	207	191	-7.7%
YTD Total	1,008	951	-5.7%	813	926	13.9%	74	105	41.9%	345	322	-6.7%	2,240	2,304	2.9%

	YTD Total		
	2022	2023	% Change
July	165	162	-1.8%
August	363	380	4.7%
September	547	574	4.9%
October	728	785	7.8%
November	941	995	5.7%
December	1,142	1,186	3.9%
January	1,343	1,374	2.3%
February	1,483	1,550	4.5%
March	1,694	1,749	3.2%
April	1,843	1,896	2.9%
May	2,033	2,113	3.9%
June	2,240	2,304	2.9%

CY2023 Filings - 2,304

Chart A



**Table 9, Chart B:
Colorado Court of Appeals Dispositions
Fiscal Year 2023**

Table 9

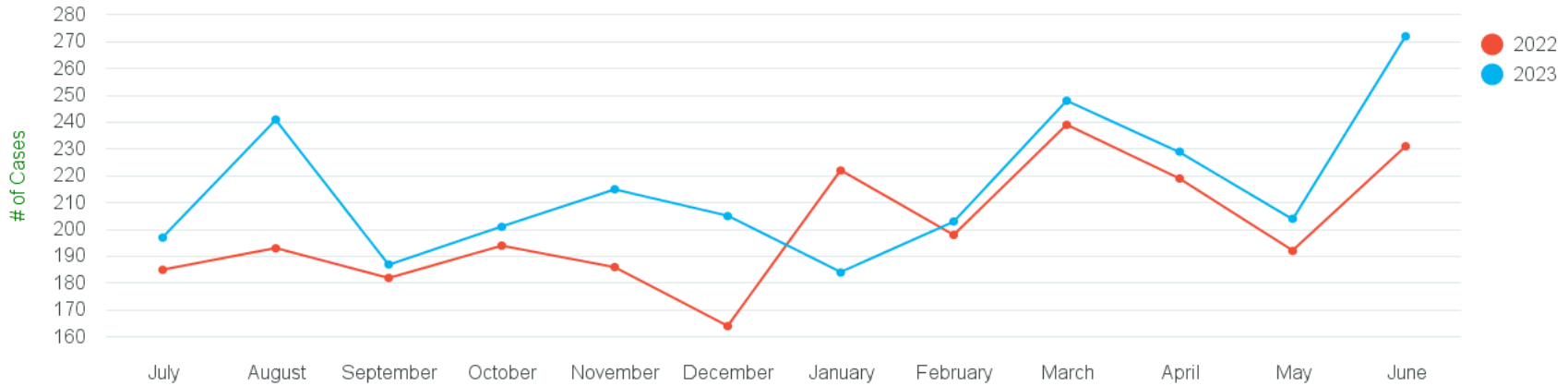
Month	Published Opinions			Unpublished Opinions			Dismissed			Closed and Consolidated			Transfers			Month Total		
	2022	2023	% Change	2022	2023	% Change	2022	2023	% Change	2022	2023	% Change	2022	2023	% Change	2022	2023	% Change
July	14	18	28.6%	124	114	-8.1%	41	61	48.8%	4	3	-25.0%	2	1	-50.0%	185	197	6.5%
August	16	8	-50.0%	106	151	42.5%	66	73	10.6%	4	5	25.0%	1	4	300.0%	193	241	24.9%
September	8	12	50.0%	119	112	-5.9%	53	59	11.3%	2	3	50.0%		1		182	187	2.7%
October	7	10	42.9%	128	113	-11.7%	55	68	23.6%	4	2	-50.0%		8		194	201	3.6%
November	10	10	0.0%	112	150	33.9%	61	45	-26.2%	1	5	400.0%	2	5	150.0%	186	215	15.6%
December	9	15	66.7%	99	127	28.3%	53	52	-1.9%	3	7	133.3%		4		164	205	25.0%
January	13	10	-23.1%	133	107	-19.5%	67	55	-17.9%	8	6	-25.0%	1	6	500.0%	222	184	-17.1%
February	11	10	-9.1%	122	119	-2.5%	58	66	13.8%	5	7	40.0%	2	1	-50.0%	198	203	2.5%
March	15	12	-20.0%	148	170	14.9%	69	59	-14.5%	6	5	-16.7%	1	2	100.0%	239	248	3.8%
April	9	6	-33.3%	143	149	4.2%	60	71	18.3%	4	3	-25.0%	3		-100.0%	219	229	4.6%
May	10	7	-30.0%	114	150	31.6%	59	40	-32.2%	8	7	-12.5%	1		-100.0%	192	204	6.3%
June	11	18	63.6%	156	147	-5.8%	56	101	80.4%	8	5	-37.5%		1		231	272	17.7%
YTD Totals	133	136	2.3%	1,504	1,609	7.0%	698	750	7.4%	57	58	1.8%	13	33	153.8%	2,405	2,586	7.5%

Total Change in Opinions: **6.6%**

	YTD Total		
	2022	2023	% Change
July	185	197	6.5%
August	378	438	15.9%
September	560	625	11.6%
October	754	826	9.5%
November	940	1,041	10.7%
December	1,104	1,246	12.9%
January	1,326	1,430	7.8%
February	1,524	1,633	7.2%
March	1,763	1,881	6.7%
April	1,982	2,110	6.5%
May	2,174	2,314	6.4%
June	2,405	2,586	7.5%

CY2023 Dispositions - **2,586**

Chart B

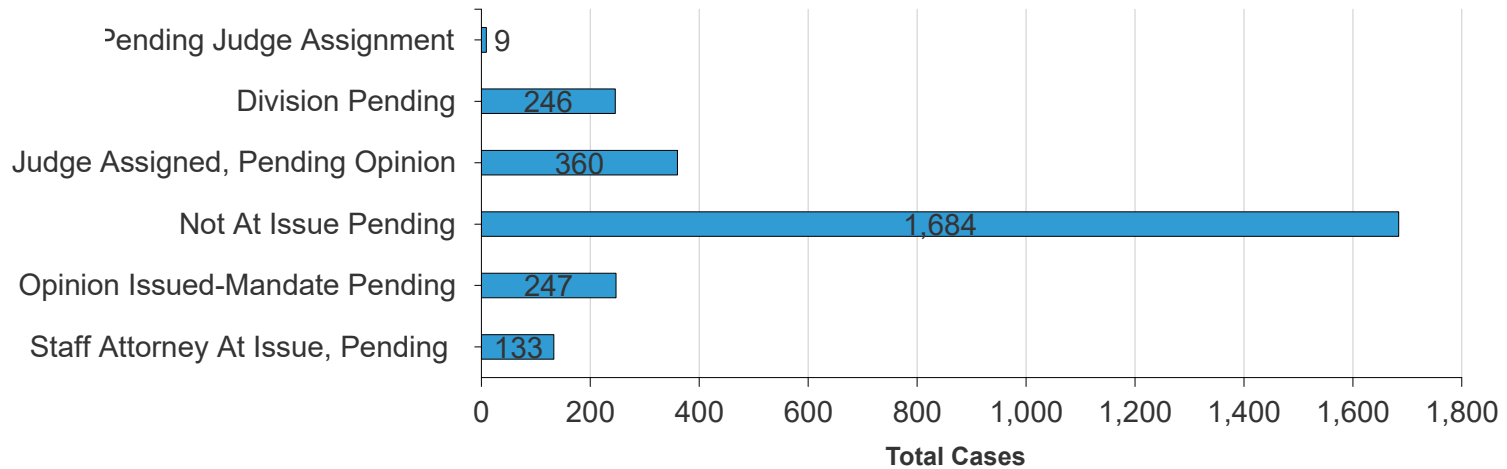


**Table 10 and Chart C:
Colorado Court of Appeals Total Pending Cases**

Table 10:

Total Cases	Division Assigned- Pending Judge Assignment	Division Pending	Judge Assigned, Pending Opinion	Not At Issue Pending	Opinion Issued- Mandate Pending	Staff Attorney At Issue, Pending	Total
Civil - Agency			2	12			14
Civil - Domestic Relations		9	19	123	19	35	205
Civil - Other		79	89	304	66	3	541
Criminal - Direct Appeal		89	107	654	54	9	913
Criminal - Other	2	23	25	182	19	15	266
Criminal - Rule 35 Appeal	4	36	51	272	41	21	425
ICAO Unemployment	1		4	11	10	11	37
ICAO Workers Compensation		1	3	3	3	4	14
Juvenile - Delinquent		1	3	18	1		23
Juvenile - Dependency & Neglect	2	8	55	94	31	30	220
Juvenile - Other			2	11	3	5	21
Total	9	246	360	1,684	247	133	2,679

Chart C



**Table 11:
Colorado Court of Appeals Pending Docket
FY 2023**

Not at Issue Pending

Total Cases	2022	2023
Civil - Agency	5	12
Civil - Domestic Relations	132	123
Civil - Other	324	301
Criminal - Direct Appeal	603	653
Criminal - Other	176	181
Criminal - Rule 35 Appeal	317	272
ICAO Unemployment	22	11
ICAO Workers Compensation	1	3
Juvenile - Delinquent	14	18
Juvenile - Dependency & Neglect	113	94
Juvenile - Other	8	11
Total	1,715	1,679

Cases Ready for Opinion (at-issue through announcement case status)

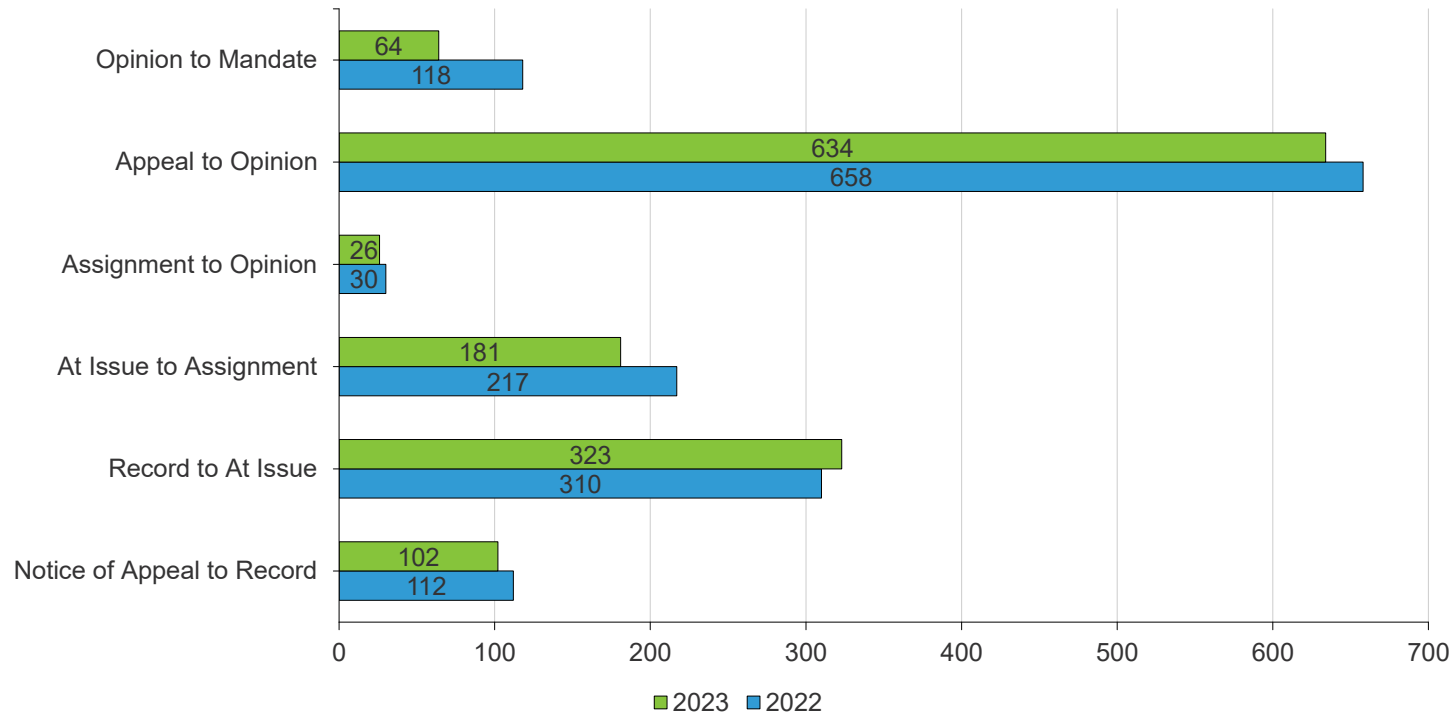
Total Cases	2022	2023
Civil - Agency	8	2
Civil - Domestic Relations	50	59
Civil - Other	233	164
Criminal - Direct Appeal	275	172
Criminal - Other	49	61
Criminal - Rule 35 Appeal	99	100
ICAO Unemployment	2	16
ICAO Workers Compensation	8	7
Juvenile - Delinquent	9	4
Juvenile - Dependency & Neglect	83	85
Juvenile - Other	4	6
Total	820	676

Total Cases Pending on Docket

CY 2022	CY 2023
2,535	2,355

**Table 12:
Colorado Court of Appeals Average Age of Cases
FY 2023**

	Case Type	Total # Cases	Notice of Appeal to Record-Days	Record to At Issue-Days	At Issue to Assignment-Days	Assignment to Opinion-Days	TOTAL Appeal to Opinion-Days	Opinion to Mandate-Days
CR	Criminal - Direct Appeal	454	187	621	226	33	1,077	93
	Criminal - Other	121	97	473	171	17	785	77
	Criminal - Rule 35 Appeal	234	104	445	174	16	749	74
CV	Civil - Agency	14	89	151	209	23	472	90
	Civil - Domestic Relations	137	69	160	142	32	408	57
	Civil - Other	415	63	154	215	33	450	58
IC	ICAO Unemployment	43	17	51	115	14	197	44
	ICAO Workers Compensation	15	56	60	156	31	303	62
JV	Juvenile - Delinquent	14	135	329	202	23	694	93
	Juvenile - Dependency & Neglect	283	56	80	112	23	277	42
	Juvenile - Other	12	64	117	115	16	314	65
Average and Totals		1,742	103	327	182	27	641	68



A vibrant rainbow arches across a cloudy sky, with green trees in the foreground. The rainbow is the central focus, with its colors clearly visible. The sky is filled with soft, grey clouds, and the trees are lush and green, with some yellow flowers visible on the right side.

Section III: District Court

District Court Judges

This list contains the names of Judges that served during FY2023.

First Judicial District

Jeffrey R. Pilkington, Chief Judge
Randall C. Arp
Jason Carrithers
Diego Hunt
Russell Klein
Robert Lochary
Philip J. McNulty
Ann Gail Meinster
Meegan Miloud
Lily W. Oeffler
Tamara Russell
Lindsay Van Gilder
Todd L. Vriesman
Christopher Zenisek
Laura A. Tighe (retired)

Second Judicial District

Christopher Baumann, Chief Judge
Christine C. Antoun
Lisa Arnolds
Mark T. Bailey
Nikea T. Bland
Karen L. Brody
Jill D. Dorancy
Martin F. Egelhoff
J. Eric Elliff
Ericka F.H. Englert
Adam J. Espinosa
Kandace Gerdes
Shelley I. Gilman
David Goldberg
Jay S. Grant
Eric M. Johnson
A. Bruce Jones
Andrew McCallin
Marie A. Moses
Alex Myers
Anita M. Schutte
Stephanie L. Scoville
Darryl F. Shockley
Jennifer L. Torrington
Demetria E. Trujillo
Sarah B. Wallace
Michael J. Vallejos (retired)
Brian Whitney (retired)
Michael A. Martinez, (retired)
Edward Bronfin (retired)
Ross B.H. Buchanan (retired)

Denver Juvenile Court

David Brett Woods, Presiding Judge
Laurie A. Clark
Pax Moultrie

Denver Probate Court

Elizabeth D. Leith, Presiding Judge

Third Judicial District

John "Clay" McKisson, Chief Judge
Pierce Fowler
Leslie J. Gerbracht (retired)

Fourth Judicial District

William B. Bain Chief Judge
Eric Bentley
Lin Billings Vela
Jill Brady
Robin Chittum
Jessica Curtis
Samuel Evig
Laura Findorff
David A. Gilbert
Monica Gomez
Marcus Henson
Frances Johnson
Thomas K. Kane
Diana May
Michael P. McHenry
Chad Miller
Catherine Mitchell Helton
William Moller
David Prince
Marla Prudek
Scott A. Sells
David L. Shakes
Erin Lynn Sokol
Gregory R. Werner

Fifth Judicial District

Paul Dunkelman, Chief Judge
Catherine Cheroutes
Rachel Olguin-Fresquez
Reed Owens
Karen A. Romeo
Jonathan Shamis

Sixth Judicial District

Jeffrey R. Wilson, Chief Judge
Suzanne F. Carlson
Kim Shropshire
Anthony Nathaniel Baca
Todd P. Norvell (retired)

Seventh Judicial District

J. Steven Patrick, Chief Judge
Mary E. Deganhart
D. Cory Jackson
Steven L. Schultz
Keri Yoder

Eighth Judicial District

Susan Blanco, Chief Judge
Carroll Michelle Brinegar
Sarah Cure
Laurie Dean
Joseph Findley
Stephen Jouard
Gregory M. Lammons
Daniel McDonald
Juan G. Villaseñor

Ninth Judicial District

John F. Neiley, Chief Judge
James B. Boyd, retired
Denise K. Lynch
Elise Myer
Anne Norrdin
Christopher Seldin

Tenth Judicial District

Gregory Styduhar, Chief Judge
William Alexander
Michelle Chostner
Allison Ernst
Thomas B. Flesher
Amiel Markenson
Timothy O'Shea
Tayler Thomas
Deborah R. Eyler (retired)
Larry C. Schwartz (retired)

Eleventh Judicial District

Patrick W. Murphy, Chief Judge
Amanda Hunter
Stephen A. Groome (retired)
Kaitlin Turner
Lynette M. Wenner

Twelfth Judicial District

Michael A. Gonzales, Chief Judge
Kimberly D. Cortez-Rodriguez
Amanda C. Hopkins
Crista L. Newmyer-Olsen

Thirteenth Judicial District

Carl McGuire III, Chief Judge
Stephanie Gagliano
Justin Haenlein
Charles M. Hobbs
Robert James

Fourteenth Judicial District

Michael A. O'Hara III, Chief Judge
Sandra H. Gardner
Mary C. Hoak

Fifteenth Judicial District

Michael J. Davidson, Chief Judge
Stanley A. Brinkley (retired)
Tarryn Johnson

Sixteenth Judicial District

Mark A. MacDonnell, Chief Judge
Samuel S. Vigil
Michael A. Schiferl (retired)

Seventeenth Judicial District

Donald S. Quick, Chief Judge
Caryn Datz
Sean P. Finn
Sharon Holbrook
Emily C. Lieberman
Priscilla Jeffrey Loew
Brett Martin
Rayna Gokli McIntyre
Patrick H. Pugh
Roberto Ramirez
Kyle P. Seedorf
Jeffrey A. Smith
Kelley R. Southerland
Teri L. Vasquez
Mark D. Warner
Katherine R. Delgado (retired)
Robert W. Kiesnowski, Jr. (retired)

Eighteenth Judicial District

Michelle Amico, Chief Judge
Andrew C. Baum
Benjamin Figa
Thomas Henderson
Patricia Herron
Jeffrey K. Holmes
Clay Hurst
Michael Jones
David Karpel
Gary M. Kramer
Ben L. Leutwyler
Cajardo Lindsey
Robert R. Lung
Cynthia D. Mares
Bonnie H. McLean
Theresa Slade
Ryan J. Stuart
Don Toussaint
Darren L. Vahle
Elizabeth Volz
Shay Whitaker
Joseph Whitfield
Eric White
Fredrick T. Martinez (retired)
Peter F. Michaelson (retired)
John E. Scipione (resigned)
Elizabeth A. Weishaupl (retired)

Nineteenth Judicial District

Julie Hoskins, Chief Judge
Anita Crowther
Allison Esser
W. Troy Hause
Timothy Kerns
Marcelo A. Kopcow
Shannon Lyons
Meghan Saleebey
Kimberly Schutt
Todd Taylor
Vicente Vigil
James F. Hartmann (retired)

Twentieth Judicial District

Ingrid S. Bakke, Chief Judge
Patrick Butler
J. Keith Collins
Robert R. Gunning
Andrew Hartman
Bruce Langer
Dea Lindsey
Thomas F. Mulvahill
Nancy Salomone
Norma A. Sierra (retired)

Twenty-First Judicial District

Brian J. Flynn, Chief Judge
Matthew D. Barrett
Richard Gurley
Gretchen Larson
Valerie J. Robinson
Jeremy Chaffin
Lance Timbreza (resigned)

Twenty-Second Judicial District

William Furse
Todd J. Plewe
Douglas S. Walker (retired)

Court Executives

Trial Courts

**FIRST
JUDICIAL DISTRICT**

Jennifer Mendoza

**SECOND JUDICIAL
DISTRICT COURT**

Jennifer Jantz

**SECOND JUDICIAL
DISTRICT JUVENILE**

Abigail Young

**SECOND JUDICIAL
DISTRICT PROBATE**

Amber Roth

**THIRD
JUDICIAL DISTRICT**

Bob Kreiman

**FOURTH
JUDICIAL DISTRICT**

Scott Sosebee

**FIFTH
JUDICIAL DISTRICT**

Michael Pisciotta

**SIXTH
JUDICIAL DISTRICT**

Eric A. Hogue

**SEVENTH
JUDICIAL DISTRICT**

Leslie German

**EIGHTH
JUDICIAL DISTRICT**

Vacant

**NINTH
JUDICIAL DISTRICT**

Lynn Reed

**TENTH
JUDICIAL DISTRICT**

Laura Snyder

**ELEVENTH
JUDICIAL DISTRICT**

Lisa Rowe

**TWELFTH
JUDICIAL DISTRICT**

Christina Wingert

**THIRTEENTH
JUDICIAL DISTRICT**

Douglas Short

**FOURTEENTH
JUDICIAL DISTRICT**

Peggy Gentles

**FIFTEENTH
JUDICIAL DISTRICT**

Diane Crow

**SIXTEENTH
JUDICIAL DISTRICT**

C.J. Montoya

**SEVENTEENTH
JUDICIAL DISTRICT**

Patricia Kmitta

**EIGHTEENTH
JUDICIAL DISTRICT**

Shaun M. Clark

**NINETEENTH
JUDICIAL DISTRICT**

Marci Hoffman

**TWENTIETH
JUDICIAL DISTRICT**

Amy Waddle

**TWENTY-FIRST
JUDICIAL DISTRICT**

Will Sightler

**TWENTY-SECOND
JUDICIAL DISTRICT**

Eric A. Hogue

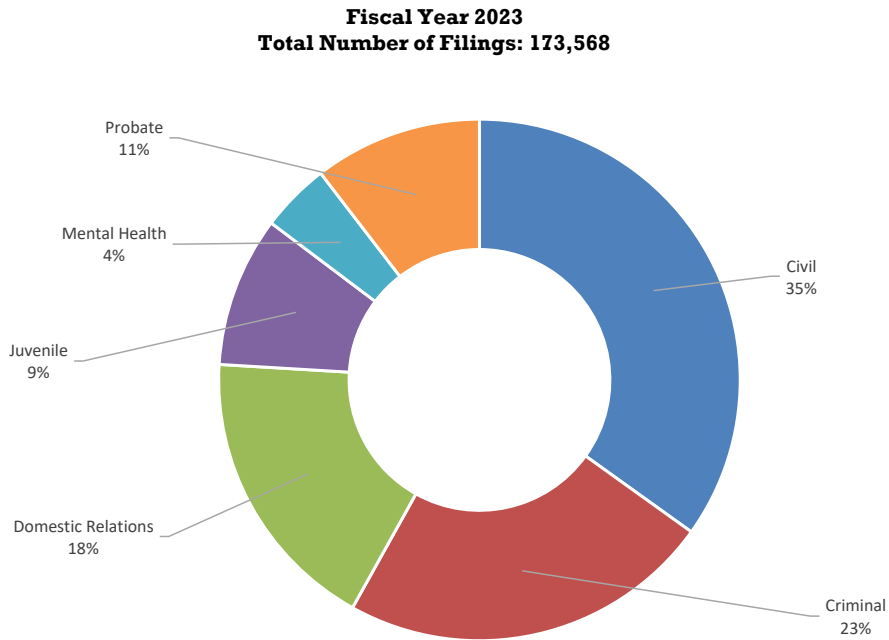
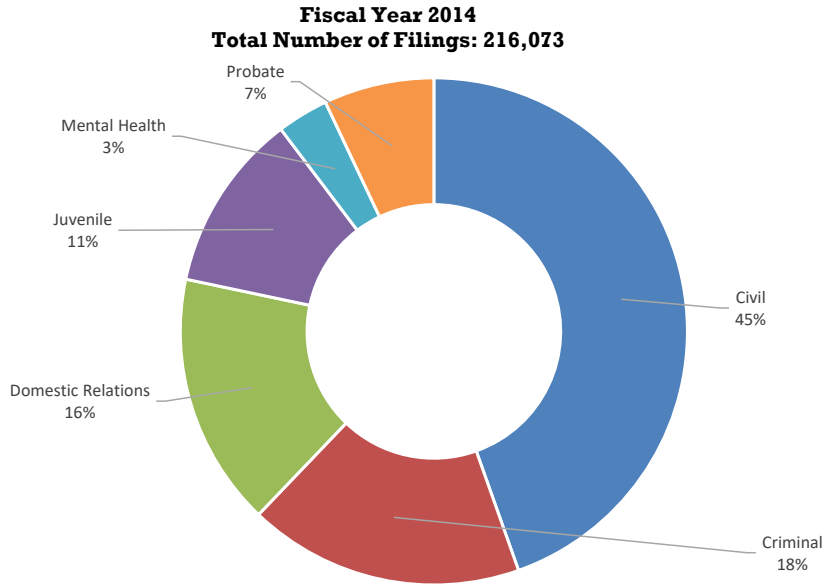
District Court

Colorado is sectioned into 22 Judicial Districts encompassing all 64 counties. Across the state, district boundaries are aligned with county lines – some districts include just one county, while others include as many as seven counties. Each district has at least one district court location. The Supreme Court Chief Justice appoints a Chief Judge for each district to serve as the Chief Judicial Officer. In addition, each district has at least one other district court judge who may preside in more than one district court within that judicial district, particularly in rural areas of the state. There were 218 district judges that served during Fiscal Year 2023.

District judges preside over felony criminal matters, civil claims in any amount, juvenile matters (including adoption, dependency and neglect matters, juvenile delinquency, and paternity actions), probate, mental health, divorce proceedings, and water cases. Additionally, district judges preside over jury trials, handle appeals from Colorado’s municipal and county courts, and review decisions of administrative boards and agencies. District decisions may be appealed to the Colorado Court of Appeals and/or to the Colorado Supreme Court.

Information specific to each of the 22 Judicial Districts, including contact information, is available at <https://www.courts.state.co.us/Courts/District/Choose.cfm>.

**Chart 1 and Chart 2:
District Case Filings
Proportion of Cases by Class - Ten Year Comparison
Fiscal Year 2014 and Fiscal Year 2023**



**Table 13:
District Court Filings, Terminations, and Percent Change
Fiscal Year 2022 and Fiscal Year 2023**

Filings Compared to Previous Year			
Case Class	FY22	FY23	Percent Change
Civil*	84,146	60,577	-28.01%
Criminal	42,955	40,252	-6.29%
Domestic Relations	31,168	30,991	-0.57%
Juvenile	15,704	16,193	3.11%
Mental Health	7,120	7,459	4.76%
Probate	18,747	18,096	-3.47%
Total	199,840	173,568	-13.15%

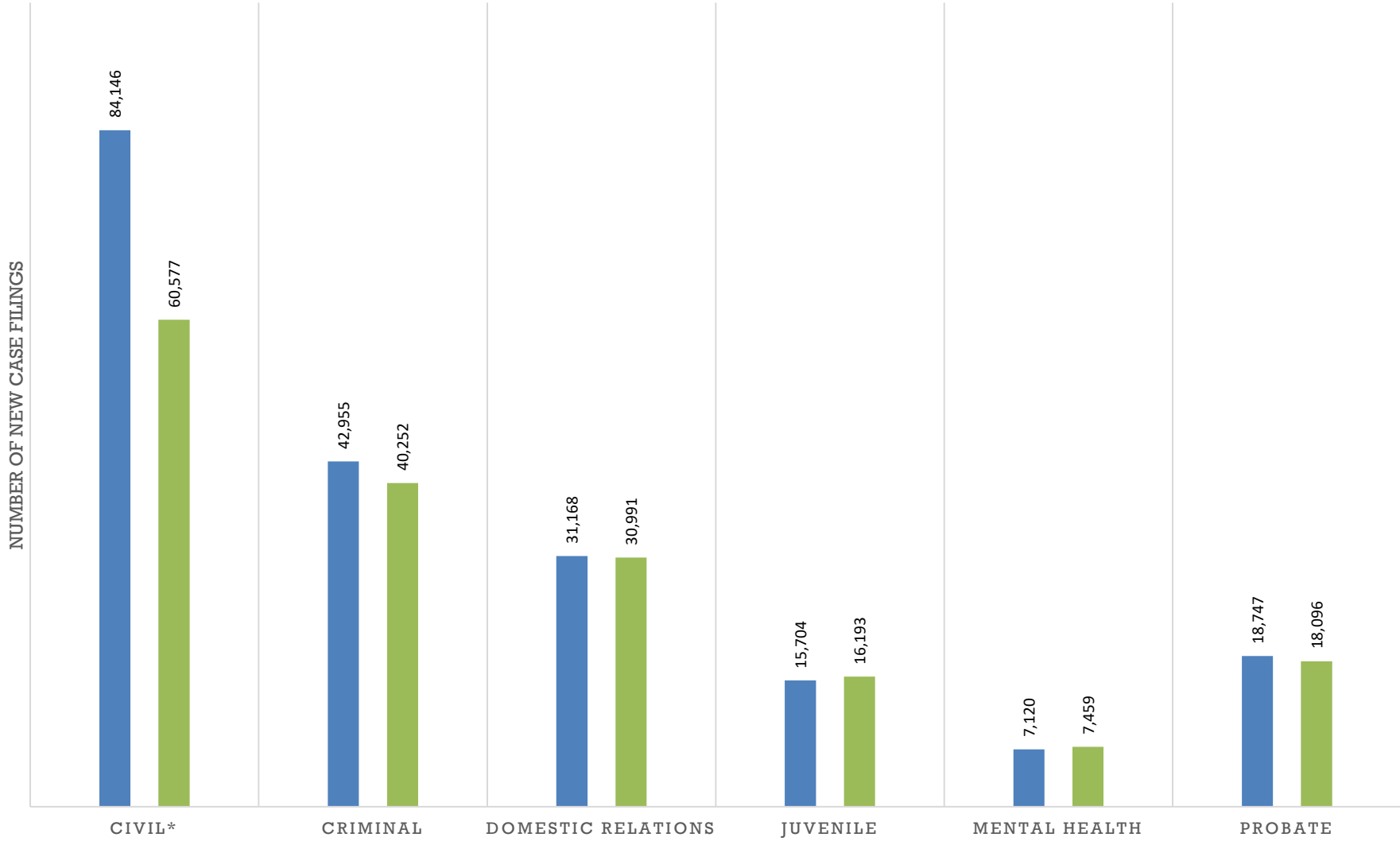
*FY23 Civil Total Minus Dstraint Warrants and Rule 120 Cases: 19,182

*FY22 Civil Total Minus Dstraint Warrants and Rule 120 Cases: 19,179

Terminations Compared to Previous Year			
Case Class	FY22	FY23	Percent Change
Civil	84,600	66,684	-21.18%
Criminal	45,771	43,265	-5.48%
Domestic Relations	30,875	30,276	-1.94%
Juvenile	11,654	15,670	34.46%
Mental Health	7,086	7,268	2.57%
Probate	18,498	17,587	-4.92%
Total	198,484	180,750	-8.93%

**TABLE 13 CHART
NEW CASE FILINGS BY CASE CLASS
FISCAL YEAR 2022 VERSUS FISCAL YEAR 2023**

■ FY22 ■ FY23



**Table 14:
District Court Caseload
Fiscal Year 2014 to Fiscal Year 2023**

Case Class	FY14	FY15	FY16	FY17	FY18	FY19	FY20	FY21	FY22	FY23
CIVIL										
New Cases Filed	96,325	101,112	88,277	80,632	96,176	87,295	104,632	81,781	84,146	60,577
Cases Terminated	97,728	101,355	88,758	80,917	95,618	87,015	105,175	81,049	84,600	66,684
CRIMINAL										
New Cases Filed	37,966	40,903	46,004	51,775	54,479	56,292	51,378	43,834	42,955	40,252
Cases Terminated	37,615	39,343	42,730	47,998	51,258	54,573	47,714	41,489	45,771	43,265
DOMESTIC RELATIONS										
New Cases Filed	34,907	34,841	34,966	35,057	34,357	33,610	30,697	31,465	31,168	30,991
Cases Terminated	35,067	34,352	34,877	34,799	34,348	33,807	31,180	31,089	30,875	30,276
JUVENILE										
New Cases Filed	24,600	24,681	24,324	23,339	23,120	22,847	18,545	14,954	15,704	16,193
Cases Terminated	23,866	23,274	22,518	21,722	22,072	21,620	18,580	16,064	11,654	15,670
MENTAL HEALTH										
New Cases Filed	7,072	7,326	7,689	7,947	7,933	7,779	7,533	7,798	7,120	7,459
Cases Terminated	7,072	7,408	7,731	7,905	7,994	7,804	7,765	7,887	7,086	7,268
PROBATE										
New Cases Filed	15,203	15,728	16,309	16,619	16,738	16,191	15,785	17,777	18,747	18,096
Cases Terminated	15,578	15,718	16,151	16,699	16,751	16,116	16,126	17,742	18,498	17,587
TOTAL										
<i>New Cases Filed</i>	216,073	224,591	217,569	215,369	232,803	224,014	228,570	197,609	199,840	173,568
<i>Cases Terminated</i>	216,926	221,450	212,765	210,040	228,041	220,935	226,540	195,320	198,484	180,750

Table 14 Chart
District Court New Cases Filed
Fiscal Year 2014 through 2023



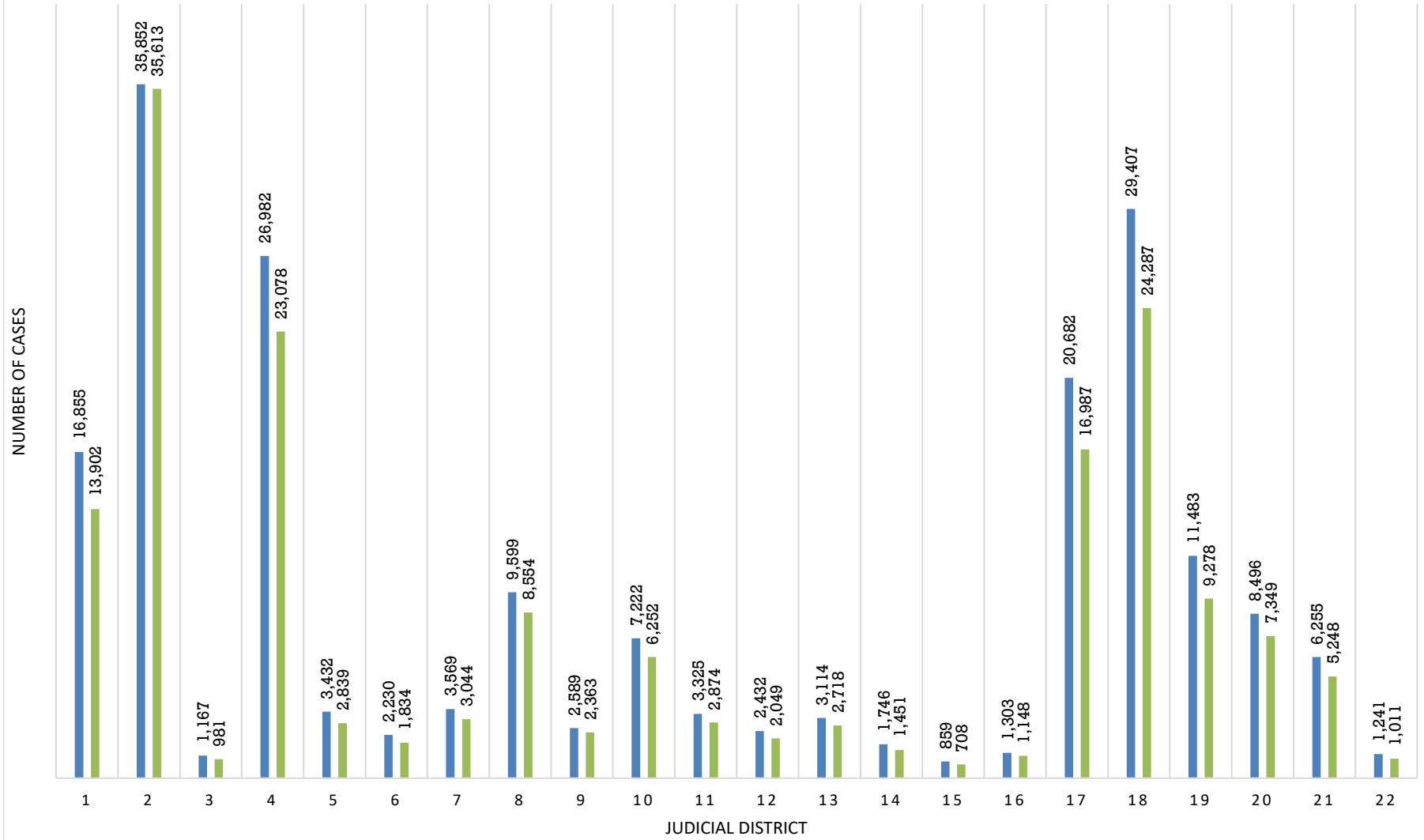
**Table 15:
District Court Filings, Terminations, and Percent Change
Fiscal Year 2022 and Fiscal Year 2023**

Judicial District	Filings			Terminations		
	FY22	FY23	Percent Change	FY22	FY23	Percent Change
1	16,855	13,902	-17.52%	16,735	13,988	-16.41%
2	30,258	30,251	-0.02%	31,182	36,933	18.44%
Juvenile-2	2,066	1,913	-7.41%	1,543	2,104	36.36%
Probate-2	3,528	3,449	-2.24%	3,484	3,482	-0.06%
3	1,167	981	-15.94%	1,139	1,002	-12.03%
4	26,982	23,078	-14.47%	27,175	23,112	-14.95%
5	3,432	2,839	-17.28%	3,301	2,848	-13.72%
6	2,230	1,834	-17.76%	2,240	1,826	-18.48%
7	3,569	3,044	-14.71%	3,565	3,126	-12.31%
8	9,599	8,554	-10.89%	9,355	8,345	-10.80%
9	2,589	2,363	-8.73%	2,932	2,301	-21.52%
10	7,222	6,252	-13.43%	7,310	6,191	-15.31%
11	3,325	2,874	-13.56%	3,323	2,920	-12.13%
12	2,432	2,049	-15.75%	2,361	2,016	-14.61%
13	3,114	2,718	-12.72%	3,135	2,753	-12.19%
14	1,746	1,451	-16.90%	1,691	1,539	-8.99%
15	859	708	-17.58%	808	737	-8.79%
16	1,303	1,148	-11.90%	1,355	1,129	-16.68%
17	20,682	16,987	-17.87%	20,865	17,079	-18.15%
18	29,407	24,287	-17.41%	28,327	24,186	-14.62%
19	11,483	9,278	-19.20%	11,163	9,217	-17.43%
20	8,496	7,349	-13.50%	8,399	7,226	-13.97%
21	6,255	5,248	-16.10%	5,898	5,609	-4.90%
22	1,241	1,011	-18.53%	1,198	1,081	-9.77%
State Total ^(a)	199,840	173,568	-13.15%	198,484	180,750	-8.93%

^(a) Totals do not include Water Court.

TABLE 15 CHART
DISTRICT COURT-NEW CASE FILINGS BY JUDICIAL DISTRICT
COMPARISON FISCAL YEAR 2022 AND FISCAL YEAR 2023

■ FY2022 ■ FY2023



**Table 16:
District Court Filings and Terminations
Fiscal Year 2023**

Judicial District	Court Location	Criminal		Civil		Domestic Relations		Juvenile		Mental Health		Probate		Total	
		Filings	Term.	Filings	Term.	Filings	Term.	Filings	Term.	Filings	Term.	Filings	Term.	Filings	Term
1	Gilpin	195	181	66	59	9	21	6	7	4	4	20	54	300	326
	Jefferson	3,183	3,603	4,082	4,047	2,549	2,344	1,093	1,052	740	710	1,955	1,906	13,602	13,662
	Total	3,378	3,784	4,148	4,106	2,558	2,365	1,099	1,059	744	714	1,975	1,960	13,902	13,988
2	Denver	4,759	5,247	21,608	27,871	3,884	3,815	n/a	n/a	n/a	0	n/a	n/a	30,251	36,933
	Denver Juvenile	n/a	n/a	n/a	n/a	n/a	n/a	1,913	2,104	n/a	n/a	n/a	n/a	1,913	2,104
	Denver Probate	n/a	n/a	68	65	n/a	n/a	n/a	n/a	1,368	1,387	2,013	2,030	3,449	3,482
	Total	4,759	5,247	21,676	27,936	3,884	3,815	1,913	2,104	1,368	1,387	2,013	2,030	35,613	42,519
3	Huerfano	115	149	76	77	50	50	44	47	6	4	51	49	342	376
	Las Animas	204	229	122	110	100	97	101	86	23	19	89	85	639	626
	Total	319	378	198	187	150	147	145	133	29	23	140	134	981	1,002
4	El Paso	6,138	6,778	5,455	5,513	5,309	5,289	2,452	2,209	834	579	2,153	2,017	22,341	22,385
	Teller	237	264	220	189	110	117	44	49	15	13	111	95	737	727
	Total	6,375	7,042	5,675	5,702	5,419	5,406	2,496	2,258	849	592	2,264	2,112	23,078	23,112
5	Clear Creek	133	135	84	79	57	49	56	48	8	8	39	44	377	363
	Eagle	331	339	537	557	256	241	88	95	34	34	140	128	1,386	1,394
	Lake	78	67	54	49	55	52	30	22	9	8	25	21	251	219
	Summit	203	277	354	337	133	122	44	46	22	21	69	69	825	872
	Total	745	818	1,029	1,022	501	464	218	211	73	71	273	262	2,839	2,848
6	Archuleta	102	108	143	157	86	83	47	28	8	7	78	79	464	462
	La Plata	466	479	304	308	235	203	62	64	71	84	209	200	1,347	1,338
	San Juan	3	4	11	14	4	3	0	0	0	0	5	5	23	26
	Total	571	591	458	479	325	289	109	92	79	91	292	284	1,834	1,826
7	Delta	223	259	176	175	203	214	118	112	24	24	171	165	915	949
	Gunnison	98	112	143	142	79	72	45	45	3	4	59	67	427	442
	Hinsdale	3	2	7	8	4	5	0	0	0	0	4	6	18	21
	Montrose	317	387	275	270	284	277	183	186	38	40	207	201	1,304	1,361
	Montrose-Nucla	29	33	0	0	0	0	0	0	0	0	0	0	29	33
	Ouray	15	17	45	29	26	23	1	1	1	1	17	19	105	90
	San Miguel	68	59	82	77	49	48	17	17	1	1	29	28	246	230
	Total	753	869	728	701	645	639	364	361	67	70	487	486	3,044	3,126

**Table 16:
District Court Filings and Terminations
Fiscal Year 2023**

Judicial District	Court Location	Criminal		Civil		Domestic Relations		Juvenile		Mental Health		Probate		Total	
		Filings	Term.	Filings	Term.	Filings	Term.	Filings	Term.	Filings	Term.	Filings	Term.	Filings	Term.
8	Jackson	13	25	12	9	8	12	2	2	0	0	5	2	40	50
	Larimer	2,304	2,295	2,202	2,186	1,719	1,629	807	740	520	512	962	933	8,514	8,295
	Total	2,317	2,320	2,214	2,195	1,727	1,641	809	742	520	512	967	935	8,554	8,345
9	Garfield	470	495	504	490	374	361	166	160	44	45	163	143	1,721	1,694
	Pitkin	67	75	267	237	77	76	24	20	9	9	63	57	507	474
	Rio Blanco	18	27	44	39	25	23	19	13	0	0	29	31	135	133
	Total	555	597	815	766	476	460	209	193	53	54	255	231	2,363	2,301
10	Pueblo	1,893	1,943	1,277	1,283	1,114	1,045	763	636	442	510	763	774	6,252	6,191
11	Chaffee	154	183	155	134	107	110	55	50	8	4	68	67	547	548
	Custer	27	27	41	51	19	22	5	5	3	3	29	33	124	141
	Fremont	514	600	421	401	326	299	224	192	39	38	191	193	1,715	1,723
	Park	100	106	156	161	78	77	29	31	11	12	114	121	488	508
	Total	795	916	773	747	530	508	313	278	61	57	402	414	2,874	2,920
12	Alamosa	299	284	90	95	148	162	104	102	65	60	75	58	781	761
	Conejos	79	62	41	44	28	36	35	33	16	16	39	42	238	233
	Costilla	71	93	34	41	23	26	23	22	9	9	132	108	292	299
	Mineral	5	3	10	10	5	6	1	0	1	1	10	7	32	27
	Rio Grande	144	129	72	74	78	88	58	62	49	49	58	42	459	444
	Saguache	49	61	61	67	38	46	30	19	22	22	47	37	247	252
Total	647	632	308	331	320	364	251	238	162	157	361	294	2,049	2,016	
13	Kit Carson	94	93	53	52	48	48	28	25	13	14	41	40	277	272
	Logan	308	328	174	170	112	108	76	74	22	23	94	93	786	796
	Morgan	381	379	225	246	191	198	128	98	37	42	107	138	1,069	1,101
	Phillips	28	25	29	29	22	26	12	16	0	0	25	20	116	116
	Sedgwick	13	34	24	21	10	9	5	6	4	4	15	15	71	89
	Washington	28	22	40	33	25	31	15	21	2	2	40	37	150	146
	Yuma	53	53	54	56	49	43	27	21	9	9	57	51	249	233
Total	905	934	599	607	457	463	291	261	87	94	379	394	2,718	2,753	
14	Grand	113	125	184	186	65	69	16	18	11	10	49	50	438	458
	Moffat	190	213	89	90	95	90	40	32	4	4	62	63	480	492
	Routt	138	185	175	181	101	96	24	34	21	18	74	75	533	589
	Total	441	523	448	457	261	255	80	84	36	32	185	188	1,451	1,539

**Table 16:
District Court Filings and Terminations
Fiscal Year 2023**

Judicial District	Court Location	Criminal		Civil		Domestic Relations		Juvenile		Mental Health		Probate		Total	
		Filings	Term.	Filings	Term.	Filings	Term.	Filings	Term.	Filings	Term.	Filings	Term.	Filings	Term
15	Baca	30	33	16	21	19	25	10	11	1	1	46	43	122	134
	Cheyenne	13	7	14	13	3	5	5	3	0	0	23	24	58	52
	Kiowa	24	11	10	8	5	5	1	6	2	2	24	19	66	51
	Prowers	141	140	88	85	87	97	90	118	3	3	53	57	462	500
	Total	208	191	128	127	114	132	106	138	6	6	146	143	708	737
16	Bent	95	83	47	40	31	29	32	24	3	3	29	25	237	204
	Crowley	106	126	43	58	22	23	37	38	3	3	20	28	231	276
	Otero	208	211	115	101	142	117	111	101	16	13	88	106	680	649
	Total	409	420	205	199	195	169	180	163	22	19	137	159	1,148	1,129
17	Adams	3,922	4,232	5,139	5,151	2,733	2,684	1,508	1,444	535	563	1,269	1,192	15,106	15,266
	Broomfield	655	606	569	587	325	292	92	83	61	62	179	183	1,881	1,813
	Total	4,577	4,838	5,708	5,738	3,058	2,976	1,600	1,527	596	625	1,448	1,375	16,987	17,079
18	Arapahoe	2,974	3,219	6,151	6,132	3,212	3,105	1,559	1,535	861	848	1,889	1,804	16,646	16,643
	Douglas	1,234	1,207	2,304	2,299	1,576	1,494	770	730	288	293	727	717	6,899	6,740
	Elbert	65	80	204	198	114	123	42	58	19	19	85	83	529	561
	Lincoln	76	98	61	68	25	27	18	18	8	7	25	24	213	242
	Total	4,349	4,604	8,720	8,697	4,927	4,749	2,389	2,341	1,176	1,167	2,726	2,628	24,287	24,186
19	Weld	2,144	2,154	2,457	2,469	1,966	1,947	1,343	1,301	277	278	1,091	1,068	9,278	9,217
20	Boulder	2,222	2,211	1,743	1,646	1,214	1,283	729	696	517	516	924	874	7,349	7,226
21	Mesa	1,583	1,883	1,100	1,110	986	984	624	709	281	279	674	644	5,248	5,609
22	Dolores	20	17	18	17	13	8	13	12	2	2	12	14	78	70
	Montezuma	287	353	152	162	151	167	149	133	12	12	182	184	933	1,011
	Total	307	370	170	179	164	175	162	145	14	14	194	198	1,011	1,081
State Total		40,252	43,265	60,577	66,684	30,991	30,276	16,193	15,670	7,459	7,268	18,096	17,587	173,568	180,750

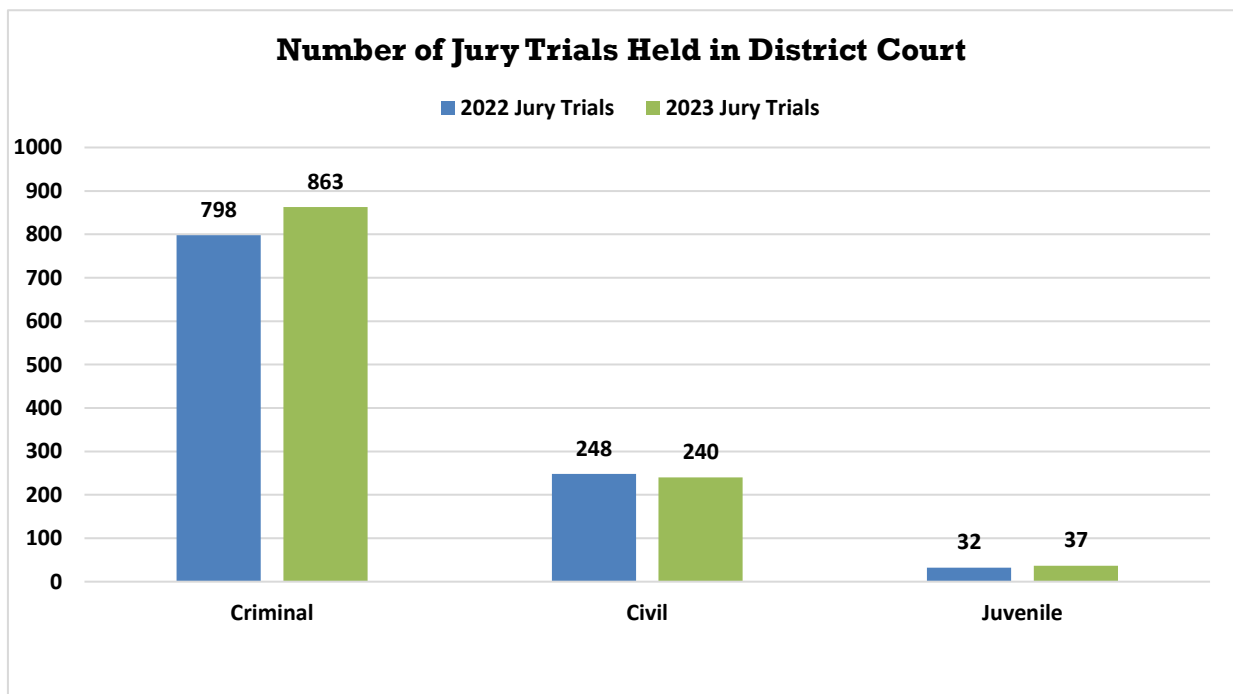
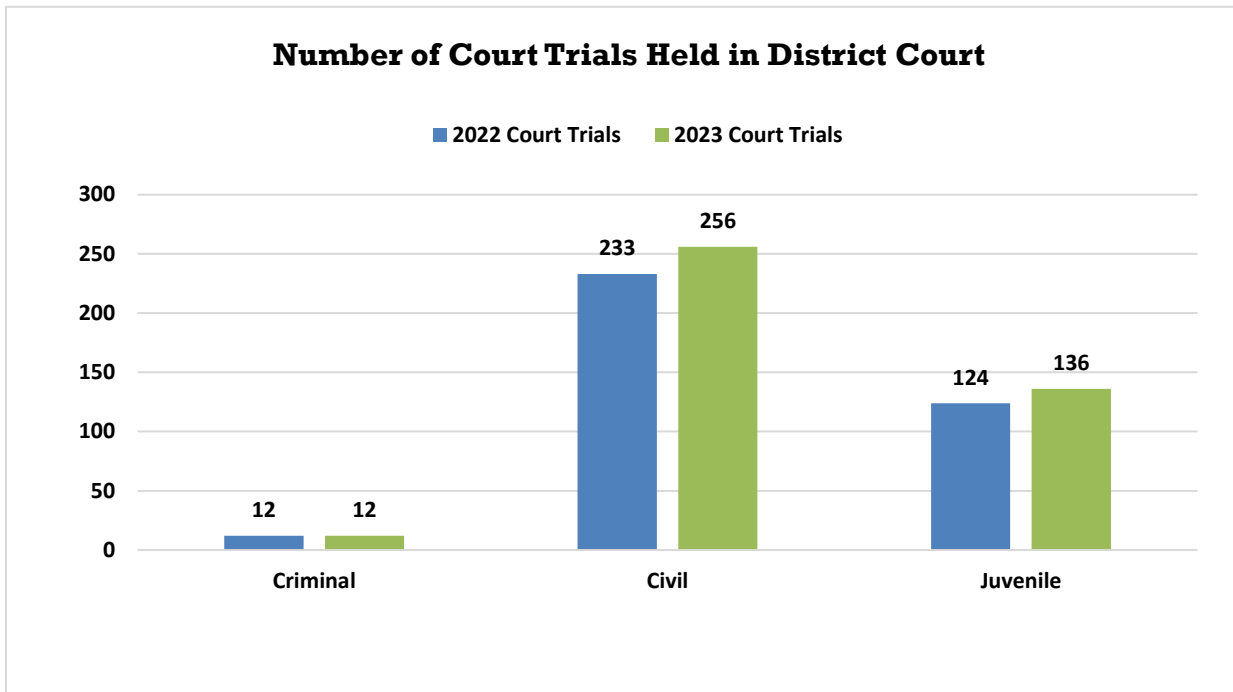
**Table 17:
Number of Court and Jury Trials Held in District Court
Fiscal Year 2023**

Judicial District	Court Location	Criminal		Civil		Juvenile		Total	
		Court Trials	Jury Trials	Court Trials	Jury Trials	Court Trials	Jury Trials	Court Trials	Jury Trials
1	Gilpin	0	4	1	3	0	0	1	7
	Jefferson	0	86	27	22	1	0	28	108
	<i>Total</i>	0	90	28	25	1	0	29	115
2	Denver	1	91	52	68	0	0	53	159
	Denver Juvenile	0	0	0	0	31	3	31	3
	<i>Total</i>	1	91	52	68	31	3	84	162
3	Huerfano	0	3	0	0	0	0	0	3
	Las Animas	1	5	2	0	0	0	3	5
	<i>Total</i>	1	8	2	0	0	0	3	8
4	El Paso	3	183	14	28	7	7	24	218
	Teller	0	4	2	0	2	0	4	4
	<i>Total</i>	3	187	16	28	9	7	28	222
5	Clear Creek	0	2	1	1	0	0	1	3
	Eagle	0	4	4	4	1	0	5	8
	Lake	0	1	1	0	0	0	1	1
	Summit	0	1	3	1	0	0	3	2
	<i>Total</i>	0	8	9	6	1	0	10	14
6	Archuleta	0	2	1	0	0	0	1	2
	La Plata	0	4	2	4	0	1	2	9
	San Juan	0	0	0	0	0	0	0	0
	<i>Total</i>	0	6	3	4	0	1	3	11
7	Delta	0	3	1	2	1	1	2	6
	Gunnison	0	0	3	1	0	0	3	1
	Hinsdale	0	0	0	0	0	0	0	0
	Montrose	1	4	2	2	0	1	3	7
	Ouray	0	2	3	0	0	0	3	2
	San Miguel	0	0	2	0	0	0	2	0
	<i>Total</i>	1	9	11	5	1	2	13	16
8	Jackson	0	0	0	0	0	0	0	0
	Larimer	2	25	9	15	1	2	12	42
	<i>Total</i>	2	25	9	15	1	2	12	42
9	Garfield	0	19	0	0	0	0	0	19
	Pitkin	0	2	1	0	1	0	2	2
	Rio Blanco	0	0	1	1	0	0	1	1
	<i>Total</i>	0	21	2	1	1	0	3	22
10	Pueblo	0	20	3	0	3	0	6	20
11	Chaffee	0	10	1	0	0	1	1	11
	Custer	0	0	1	1	0	0	1	1
	Fremont	0	7	9	0	3	1	12	8
	Park	0	3	1	0	0	0	1	3
	<i>Total</i>	0	20	12	1	3	2	15	23

**Table 17:
Number of Court and Jury Trials Held in District Court
Fiscal Year 2023**

Judicial District	Court Location	Criminal		Civil		Juvenile		Total	
		Court Trials	Jury Trials	Court Trials	Jury Trials	Court Trials	Jury Trials	Court Trials	Jury Trials
12	Alamosa	0	1	1	1	1	1	2	3
	Conejos	0	1	5	0	0	1	5	2
	Costilla	0	1	3	0	0	0	3	1
	Mineral	0	0	0	0	0	0	0	0
	Rio Grande	0	1	2	0	0	1	2	2
	Saguache	0	0	0	1	1	0	1	1
	Total	0	4	11	2	2	3	13	9
13	Kit Carson	0	0	0	0	0	0	0	0
	Logan	0	1	1	0	0	0	1	1
	Morgan	0	2	0	2	0	0	0	4
	Phillips	0	0	0	0	0	0	0	0
	Sedgwick	0	0	0	0	0	0	0	0
	Washington	0	0	1	0	0	0	1	0
	Yuma	0	1	2	0	0	0	2	1
Total	0	4	4	2	0	0	4	6	
14	Grand	0	1	2	0	1	0	3	1
	Moffat	0	7	0	1	0	0	0	8
	Routt	0	1	5	3	2	0	7	4
	Total	0	9	7	4	3	0	10	13
15	Baca	0	0	0	0	0	0	0	0
	Cheyenne	0	0	0	0	0	0	0	0
	Kiowa	0	1	0	0	0	0	0	1
	Prowers	0	0	0	0	0	0	0	0
	Total	0	1	0	0	0	0	0	1
16	Bent	0	0	0	0	0	0	0	0
	Crowley	0	3	1	1	1	0	2	4
	Otero	0	9	0	0	0	0	0	9
	Total	0	12	1	1	1	0	2	13
17	Adams	1	78	12	27	7	3	20	108
	Broomfield	0	6	3	2	0	0	3	8
	Total	1	84	15	29	7	3	23	116
18	Arapahoe	0	100	24	17	20	2	44	119
	Douglas	1	19	9	11	6	4	16	34
	Elbert	0	3	2	0	1	1	3	4
	Lincoln	0	2	0	0	2	0	2	2
	Total	1	124	35	28	29	7	65	159
19	Weld	1	52	14	9	17	2	32	63
20	Boulder	1	43	12	8	11	2	24	53
21	Mesa	0	43	6	3	14	2	20	48
22	Dolores	0	0	0	0	0	0	0	0
	Montezuma	0	2	4	1	1	1	5	4
	Total	0	2	4	1	1	1	5	4
State Total		12	863	256	240	136	37	404	1,140

Table 17 Chart
Number of Court and Jury Trials Held in District Court
Comparison Fiscal Year 2022 and Fiscal Year 2023



**Table 18:
District Court Civil Filings by Case Type
Fiscal Year 2023**

Judicial District	Court Location	Breach of Contract (CT)	Breach of Warranty (BW)	County Court Counter Claim (CC)	Condemnation (CD)	Confirm Arbitration Award (AW)	Conservation Easements (CE)
1	Gilpin	3	0	0	1	0	0
	Jefferson	189	5	0	0	4	0
	<i>Total</i>	192	5	0	1	4	0
2	Denver	542	9	23	1	32	0
	Denver Probate*	0	0	0	0	0	0
	<i>Total</i>	542	9	23	1	32	0
3	Huerfano	2	0	0	1	0	0
	Las Animas	7	1	0	0	0	0
	<i>Total</i>	9	1	0	1	0	0
4	El Paso	274	7	27	0	4	0
	Teller	6	0	0	0	0	0
	<i>Total</i>	280	7	27	0	4	0
5	Clear Creek	4	0	0	0	0	0
	Eagle	35	1	1	2	1	0
	Lake	1	0	0	1	0	0
	Summit	19	1	0	0	0	0
	<i>Total</i>	59	2	1	3	1	0
6	Archuleta	3	0	0	0	0	0
	La Plata	21	0	1	1	0	0
	San Juan	1	0	0	0	0	0
	<i>Total</i>	25	0	1	1	0	0
7	Delta	9	0	0	0	0	0
	Gunnison	6	0	0	1	0	0
	Hinsdale	0	0	0	0	0	0
	Montrose	11	0	0	0	0	0
	Ouray	3	0	0	0	0	0
	San Miguel	6	0	0	2	1	1
	<i>Total</i>	35	0	0	3	1	1

*Denver Probate Court handles Extreme Risk Protection Orders (ERPO) along with Denver District Court.

**Table 18:
District Court Civil Filings by Case Type
Fiscal Year 2023**

Judicial District	Court Location	County Court or Municipal Appeal (CP)	Deceptive Trade Practice (DP)	Declaratory Judgment (DJ)	Deprivation of Rights (RD)	Determination of Interests (DI)	Disclaimer (DC)
1	Gilpin	1	0	4	0	0	0
	Jefferson	67	0	26	2	1	0
	<i>Total</i>	68	0	30	2	1	0
2	Denver	87	6	80	10	5	0
	Denver Probate*	0	0	0	0	0	0
	<i>Total</i>	87	6	80	10	5	0
3	Huerfano	3	0	0	0	0	0
	Las Animas	1	0	2	0	0	0
	<i>Total</i>	4	0	2	0	0	0
4	El Paso	78	1	22	1	1	0
	Teller	8	0	8	0	0	0
	<i>Total</i>	86	1	30	1	1	0
5	Clear Creek	2	0	3	0	1	0
	Eagle	6	0	11	0	0	0
	Lake	4	0	0	0	0	0
	Summit	1	0	4	0	0	0
	<i>Total</i>	13	0	18	0	1	0
6	Archuleta	2	0	1	0	0	0
	La Plata	13	0	6	0	1	0
	San Juan	0	0	1	0	0	0
	<i>Total</i>	15	0	8	0	1	0
7	Delta	4	0	6	0	0	0
	Gunnison	2	0	7	0	0	0
	Hinsdale	0	0	0	0	0	0
	Montrose	8	0	5	0	0	0
	Ouray	1	0	1	0	0	0
	San Miguel	0	0	6	0	0	0
	<i>Total</i>	15	0	25	0	0	0

*Denver Probate Court handles Extreme Risk Protection Orders (ERPO) along with Denver District Court.

**Table 18:
District Court Civil Filings by Case Type
Fiscal Year 2023**

Judicial District	Court Location	Case Type						
		Distrain Warrant (DT)	Employment Discrimination (ED)	Extreme Risk (ER)	Foreclosure Other Than Rule 120 (FC)	Forcible Entry and Detainer (FE)	Foreign Judgment (FJ)	
1	Gilpin	27	0	0	0	1	0	
	Jefferson	2,333	4	8	30	48	23	
	Total	2,360	4	8	30	49	23	
2	Denver	17,124	23	0	38	86	40	
	Denver Probate*	0	0	59	0	3	0	
	Total	17,124	23	59	38	89	40	
3	Huerfano	22	1	1	2	1	2	
	Las Animas	49	0	0	0	1	1	
	Total	71	1	1	2	2	3	
4	El Paso	2,715	1	21	44	57	36	
	Teller	106	0	0	0	0	1	
	Total	2,821	1	21	44	57	37	
5	Clear Creek	34	0	0	1	1	1	
	Eagle	311	1	2	14	0	8	
	Lake	31	0	1	0	1	1	
	Summit	169	0	0	9	6	5	
	Total	545	1	3	24	8	15	
6	Archuleta	48	0	1	16	0	2	
	La Plata	142	0	8	1	1	3	
	San Juan	5	0	0	1	0	0	
	Total	195	0	9	18	1	5	
7	Delta	73	0	0	0	2	2	
	Gunnison	60	1	0	2	2	1	
	Hinsdale	3	0	0	1	0	0	
	Montrose	142	0	0	1	1	3	
	Ouray	13	0	0	0	1	0	
	San Miguel	27	0	0	1	0	1	
	Total	318	1	0	5	6	7	

*Denver Probate Court handles Extreme Risk Protection Orders (ERPO) along with Denver District Court.

**Table 18:
District Court Civil Filings by Case Type
Fiscal Year 2023**

Judicial District	Court Location	Fraud (FD)	Goods Sold and Delivered (GS)	Injunctive Relief (IR)	Landlord-Tenant (LT)	Lien (LN)	Malpractice (MP)
1	Gilpin	0	0	1	0	0	0
	Jefferson	9	18	27	5	4	7
	Total	9	18	28	5	4	7
2	Denver	44	78	79	74	9	57
	Denver Probate*	0	0	0	0	0	0
	Total	44	78	79	74	9	57
3	Huerfano	0	0	2	0	0	0
	Las Animas	1	0	0	0	0	0
	Total	1	0	2	0	0	0
4	El Paso	18	22	6	7	1	8
	Teller	1	0	3	0	0	0
	Total	19	22	9	7	1	8
5	Clear Creek	0	0	1	0	0	0
	Eagle	0	1	1	1	2	3
	Lake	0	0	0	0	0	0
	Summit	1	1	2	0	0	0
	Total	1	2	4	1	2	3
6	Archuleta	0	0	2	0	0	0
	La Plata	0	1	5	0	0	0
	San Juan	0	0	0	0	0	0
	Total	0	1	7	0	0	0
7	Delta	1	0	1	0	0	1
	Gunnison	2	1	1	0	0	0
	Hinsdale	0	0	1	0	0	0
	Montrose	0	3	0	0	0	1
	Ouray	1	1	1	0	0	0
	San Miguel	1	0	0	0	0	0
	Total	5	5	4	0	0	2

*Denver Probate Court handles Extreme Risk Protection Orders (ERPO) along with Denver District Court.

**Table 18:
District Court Civil Filings by Case Type
Fiscal Year 2023**

Judicial District	Court Location	Motion to Approve						Note (NT)
		Mechanics Lien (ML)	Money (MY)	Transfer of Structured Settlement (TS)	Name Change (NC)	Negligence (NG)		
1	Gilpin	1	2	0	0	1	0	
	Jefferson	21	206	9	41	77	3	
	<i>Total</i>	22	208	9	41	78	3	
2	Denver	60	257	10	90	50	62	
	Denver Probate*	0	0	0	0	0	0	
	<i>Total</i>	60	257	10	90	50	62	
3	Huerfano	0	1	0	0	2	0	
	Las Animas	1	4	1	1	1	1	
	<i>Total</i>	1	5	1	1	3	1	
4	El Paso	28	265	28	52	53	1	
	Teller	0	11	2	2	0	0	
	<i>Total</i>	28	276	30	54	53	1	
5	Clear Creek	1	2	0	0	0	0	
	Eagle	3	22	0	0	13	1	
	Lake	1	0	0	0	0	0	
	Summit	4	11	0	0	14	1	
	<i>Total</i>	9	35	0	0	27	2	
6	Archuleta	1	3	0	1	1	0	
	La Plata	0	18	1	2	5	0	
	San Juan	0	0	0	0	0	0	
	<i>Total</i>	1	21	1	3	6	0	
7	Delta	1	14	0	0	2	0	
	Gunnison	1	12	2	0	3	0	
	Hinsdale	0	0	0	1	0	0	
	Montrose	1	21	1	3	1	0	
	Ouray	2	4	0	0	3	0	
	San Miguel	0	7	0	0	7	0	
	<i>Total</i>	5	58	3	4	16	0	

*Denver Probate Court handles Extreme Risk Protection Orders (ERPO) along with Denver District Court.

**Table 18:
District Court Civil Filings by Case Type
Fiscal Year 2023**

Judicial District	Court Location	Other (OT)	Out of State Subpoena (SB)	Personal Injury (PL)	Personal Injury - Motor Vehicle (PM)	Petition to Seal Criminal Conviction (PC)	Petition to Seal Criminal Record (RC)
1	Gilpin	3	0	8	2	1	0
	Jefferson	117	37	73	238	7	18
	Total	120	37	81	240	8	18
2	Denver	156	169	216	786	51	184
	Denver Probate*	2	0	0	0	0	0
	Total	158	169	216	786	51	184
3	Huerfano	9	0	0	5	1	0
	Las Animas	9	1	3	1	1	0
	Total	18	1	3	6	2	0
4	El Paso	223	38	145	414	10	15
	Teller	13	4	6	6	0	1
	Total	236	42	151	420	10	16
5	Clear Creek	4	0	2	8	0	0
	Eagle	35	7	11	10	1	3
	Lake	2	0	0	3	0	0
	Summit	6	4	18	12	1	3
	Total	47	11	31	33	2	6
6	Archuleta	2	0	2	3	0	0
	La Plata	18	4	9	8	0	1
	San Juan	1	0	0	0	0	0
	Total	21	4	11	11	0	1
7	Delta	9	1	1	5	0	2
	Gunnison	7	4	2	5	0	4
	Hinsdale	0	0	0	0	0	0
	Montrose	8	3	5	5	0	1
	Ouray	4	2	1	1	0	0
	San Miguel	5	1	5	0	0	1
	Total	33	11	14	16	0	8

*Denver Probate Court handles Extreme Risk Protection Orders (ERPO) along with Denver District Court.

**Table 18:
District Court Civil Filings by Case Type
Fiscal Year 2023**

Judicial District	Court Location	Case Type					
		Prohibition (PE)	Property Damage (PD)	Protection Order (RS)	Public Nuisance (PH)	Public Utilities (PU)	Replevin (RP)
1	Gilpin	0	0	0	0	0	1
	Jefferson	0	2	2	0	0	44
	Total	0	2	2	0	0	45
2	Denver	0	21	17	117	2	54
	Denver Probate*	0	0	4	0	0	0
	Total	0	21	21	117	2	54
3	Huerfano	0	0	0	0	0	0
	Las Animas	0	0	0	0	0	1
	Total	0	0	0	0	0	1
4	El Paso	0	6	0	50	0	65
	Teller	0	1	0	0	0	3
	Total	0	7	0	50	0	68
5	Clear Creek	0	0	0	0	0	0
	Eagle	0	0	0	0	0	3
	Lake	0	0	1	0	0	1
	Summit	0	1	0	0	0	3
	Total	0	1	1	0	0	7
6	Archuleta	0	0	0	0	0	1
	La Plata	0	0	0	0	0	4
	San Juan	0	0	0	0	0	0
	Total	0	0	0	0	0	5
7	Delta	0	0	0	0	0	0
	Gunnison	0	0	0	0	0	2
	Hinsdale	0	0	0	0	0	0
	Montrose	0	0	2	0	0	1
	Ouray	0	0	0	0	0	0
	San Miguel	0	0	0	0	0	0
	Total	0	0	2	0	0	3

*Denver Probate Court handles Extreme Risk Protection Orders (ERPO) along with Denver District Court.

**Table 18:
District Court Civil Filings by Case Type
Fiscal Year 2023**

Judicial District	Court Location	Review - Other						Sexual Harassment (SH)
		Local Government / Person (RV)	Rule 105 Quiet Title (R5)	Rule 106 - Writs / Contempt (R6)	Rule 120 Deed of Trust (R2)	Services Rendered (SV)		
1	Gilpin	0	3	1	5	0	0	
	Jefferson	27	31	4	263	4	1	
	Total	27	34	5	268	4	1	
2	Denver	56	25	35	329	135	2	
	Denver Probate*	0	0	0	0	0	0	
	Total	56	25	35	329	135	2	
3	Huerfano	0	7	0	14	0	0	
	Las Animas	0	14	2	18	0	0	
	Total	0	21	2	32	0	0	
4	El Paso	22	21	21	538	2	0	
	Teller	1	3	0	32	0	0	
	Total	23	24	21	570	2	0	
5	Clear Creek	2	5	0	11	0	0	
	Eagle	0	4	3	15	2	0	
	Lake	0	3	0	2	1	0	
	Summit	6	6	1	41	0	0	
	Total	8	18	4	69	3	0	
6	Archuleta	0	48	0	5	1	0	
	La Plata	1	2	0	20	2	0	
	San Juan	1	1	0	0	0	0	
	Total	2	51	0	25	3	0	
7	Delta	1	3	2	35	0	0	
	Gunnison	1	6	1	6	0	0	
	Hinsdale	0	1	0	0	0	0	
	Montrose	3	5	2	34	0	0	
	Ouray	0	2	1	2	1	0	
	San Miguel	1	2	1	5	1	0	
	Total	6	19	7	82	2	0	

*Denver Probate Court handles Extreme Risk Protection Orders (ERPO) along with Denver District Court.

**Table 18:
District Court Civil Filings by Case Type
Fiscal Year 2023**

Judicial District	Court Location	Sexual Misconduct on Minor (MM)	Special District (SD)	Specific Performance (SP)	Unemployment Compensation (UC)	U Visa Certification (VC)	Wages (WG)
1	Gilpin	0	0	0	0	0	0
	Jefferson	1	3	0	1	0	19
	<i>Total</i>	<i>1</i>	<i>3</i>	<i>0</i>	<i>1</i>	<i>0</i>	<i>19</i>
2	Denver	3	0	2	2	1	127
	Denver Probate*	0	0	0	0	0	0
	<i>Total</i>	<i>3</i>	<i>0</i>	<i>2</i>	<i>2</i>	<i>1</i>	<i>127</i>
3	Huerfano	0	0	0	0	0	0
	Las Animas	0	0	0	0	0	0
	<i>Total</i>	<i>0</i>	<i>0</i>	<i>0</i>	<i>0</i>	<i>0</i>	<i>0</i>
4	El Paso	1	9	4	3	0	21
	Teller	0	0	1	0	0	1
	<i>Total</i>	<i>1</i>	<i>9</i>	<i>5</i>	<i>3</i>	<i>0</i>	<i>22</i>
5	Clear Creek	0	0	0	0	0	0
	Eagle	0	0	0	0	0	2
	Lake	0	0	0	0	0	0
	Summit	1	2	0	0	0	0
	<i>Total</i>	<i>1</i>	<i>2</i>	<i>0</i>	<i>0</i>	<i>0</i>	<i>2</i>
6	Archuleta	0	0	0	0	0	0
	La Plata	0	1	0	1	0	2
	San Juan	0	0	0	0	0	0
	<i>Total</i>	<i>0</i>	<i>1</i>	<i>0</i>	<i>1</i>	<i>0</i>	<i>2</i>
7	Delta	0	0	0	0	0	0
	Gunnison	0	0	0	0	0	1
	Hinsdale	0	0	0	0	0	0
	Montrose	0	1	0	2	0	1
	Ouray	0	0	0	0	0	0
	San Miguel	0	0	0	0	0	0
	<i>Total</i>	<i>0</i>	<i>1</i>	<i>0</i>	<i>2</i>	<i>0</i>	<i>2</i>

*Denver Probate Court handles Extreme Risk Protection Orders (ERPO) along with Denver District Court.

**Table 18:
District Court Civil Filings by Case Type
Fiscal Year 2023**

Judicial District	Court Location	Workman's Compensation (WC)	Writ of Habeas Corpus (WH)	Wrongful Death (WF)	Wrongful Death – Motor Vehicle (WV)	Total	Total minus Distraint and Rule 120 Cases
1	Gilpin	0	0	0	0	66	34
	Jefferson	0	15	8	0	4,082	1,486
	Total	0	15	8	0	4,148	1,520
2	Denver	90	27	15	10	21,608	4,155
	Denver Probate*	0	0	0	0	68	68
	Total	90	27	15	10	21,676	4,223
3	Huerfano	0	0	0	0	76	40
	Las Animas	0	0	0	0	122	55
	Total	0	0	0	0	198	95
4	El Paso	0	52	16	1	5,455	2,202
	Teller	0	0	0	0	220	82
	Total	0	52	16	1	5,675	2,284
5	Clear Creek	0	0	0	1	84	39
	Eagle	1	0	0	0	537	211
	Lake	0	0	0	0	54	21
	Summit	0	0	1	0	354	144
	Total	1	0	1	1	1,029	415
6	Archuleta	0	0	0	0	143	90
	La Plata	0	0	0	1	304	142
	San Juan	0	0	0	0	11	6
	Total	0	0	0	1	458	238
7	Delta	0	0	1	0	176	68
	Gunnison	0	0	0	0	143	77
	Hinsdale	0	0	0	0	7	4
	Montrose	0	0	0	0	275	99
	Ouray	0	0	0	0	45	30
	San Miguel	0	0	0	0	82	50
	Total	0	0	1	0	728	328

*Denver Probate Court handles Extreme Risk Protection Orders (ERPO) along with Denver District Court.

**Table 18:
District Court Civil Filings by Case Type
Fiscal Year 2023**

Judicial District	Court Location	Breach of Contract (CT)	Breach of Warranty (BW)	County Court Counter Claim (CC)	Condemnation (CD)	Confirm Arbitration Award (AW)	Conservation Easements (CE)
8	Jackson	1	0	0	0	0	0
	Larimer	127	4	0	1	0	0
	Total	128	4	0	1	0	0
9	Garfield	30	5	0	1	0	0
	Pitkin	22	0	0	1	0	0
	Rio Blanco	2	0	0	0	0	0
	Total	54	5	0	2	0	0
10	Pueblo	34	0	1	0	0	0
11	Chaffee	16	0	0	1	0	0
	Custer	3	0	0	0	0	0
	Fremont	13	0	0	0	0	0
	Park	6	0	0	0	0	0
	Total	38	0	0	1	0	0
12	Alamosa	1	0	0	0	0	0
	Conejos	0	0	0	0	0	0
	Costilla	1	0	0	0	0	0
	Mineral	1	0	0	0	0	0
	Rio Grande	2	0	0	0	0	0
	Total	6	0	0	0	1	0
13	Kit Carson	4	0	0	6	0	0
	Logan	3	0	0	0	0	0
	Morgan	8	0	0	2	0	0
	Phillips	1	0	0	0	0	0
	Sedgwick	2	0	0	0	0	0
	Washington	2	0	0	2	0	0
	Total	25	0	0	10	0	0
14	Grand	39	0	0	0	0	0
	Moffat	3	0	0	0	0	0
	Routt	13	0	0	0	0	0
	Total	55	0	0	0	0	0

*Denver Probate Court handles Extreme Risk Protection Orders (ERPO) along with Denver District Court.

**Table 18:
District Court Civil Filings by Case Type
Fiscal Year 2023**

Judicial District	Court Location	County Court or Municipal Appeal (CP)	Deceptive Trade Practice (DP)	Declaratory Judgment (DJ)	Deprivation of Rights (RD)	Determination of Interests (DI)	Disclaimer (DC)
8	Jackson	0	0	1	0	0	0
	Larimer	37	1	16	5	0	0
	Total	37	1	17	5	0	0
9	Garfield	10	0	3	0	0	0
	Pitkin	6	0	11	0	0	0
	Rio Blanco	1	0	1	0	0	0
	Total	17	0	15	0	0	0
10	Pueblo	14	0	13	2	0	0
	Total	14	0	13	2	0	0
11	Chaffee	3	0	6	1	0	0
	Custer	0	0	1	0	0	0
	Fremont	10	0	1	6	0	0
	Park	1	0	4	0	1	0
	Total	14	0	12	7	1	0
12	Alamosa	3	0	0	0	0	0
	Conejos	0	0	0	0	0	0
	Costilla	1	0	0	0	0	0
	Mineral	0	0	0	0	0	0
	Rio Grande	2	0	3	0	0	0
	Saguache	0	0	0	0	0	0
	Total	6	0	3	0	0	0
13	Kit Carson	0	0	0	0	0	0
	Logan	3	0	0	3	0	0
	Morgan	1	0	2	0	0	0
	Phillips	0	0	0	0	0	0
	Sedgwick	1	0	0	0	0	0
	Washington	0	0	0	0	0	0
	Yuma	0	0	1	0	0	0
	Total	5	0	3	3	0	0
14	Grand	5	3	1	0	0	0
	Moffat	1	0	1	0	0	0
	Routt	1	0	3	0	1	0
	Total	7	3	5	0	1	0

*Denver Probate Court handles Extreme Risk Protection Orders (ERPO) along with Denver District Court.

**Table 18:
District Court Civil Filings by Case Type
Fiscal Year 2023**

Judicial District	Court Location	Distrain Warrant (DT)	Employment Discrimination		Foreclosure Other Than Rule 120 (FC)	Forcible Entry and Detainer (FE)	Foreign Judgment (FJ)
			(ED)	Extreme Risk (ER)			
8	Jackson	4	0	0	0	1	0
	Larimer	1,163	10	9	15	20	15
	Total	1,167	10	9	15	21	15
9	Garfield	295	0	0	4	3	4
	Pitkin	130	0	1	10	4	5
	Rio Blanco	20	0	0	0	1	1
	Total	445	0	1	14	8	10
10	Pueblo	584	2	0	3	7	6
11	Chaffee	60	0	0	1	1	1
	Custer	21	0	0	0	0	1
	Fremont	141	1	1	2	6	4
	Park	72	0	0	7	2	1
	Total	294	1	1	10	9	7
12	Alamosa	42	1	0	0	0	1
	Conejos	21	0	0	0	0	0
	Costilla	12	0	1	1	0	0
	Mineral	4	1	0	0	0	0
	Rio Grande	30	0	1	2	0	0
	Total	130	3	2	3	1	2
13	Kit Carson	20	0	0	1	0	0
	Logan	58	0	1	1	22	2
	Morgan	139	0	1	0	0	0
	Phillips	12	0	2	0	0	1
	Sedgwick	8	0	0	0	0	0
	Washington	13	0	0	0	0	0
	Total	281	0	4	3	23	3
14	Grand	80	0	1	9	2	1
	Moffat	45	0	1	0	1	1
	Routt	93	0	0	3	1	1
	Total	218	0	2	12	4	3

*Denver Probate Court handles Extreme Risk Protection Orders (ERPO) along with Denver District Court.

**Table 18:
District Court Civil Filings by Case Type
Fiscal Year 2023**

Judicial District	Court Location	Fraud (FD)	Goods Sold and Delivered (GS)	Injunctive Relief (IR)	Landlord-Tenant (LT)	Lien (LN)	Malpractice (MP)
8	Jackson	0	0	0	0	0	0
	Larimer	3	12	13	2	2	6
	Total	3	12	13	2	2	6
9	Garfield	2	3	4	0	0	1
	Pitkin	4	1	0	2	0	1
	Rio Blanco	0	0	0	0	0	0
	Total	6	4	4	2	0	2
10	Pueblo	4	4	0	0	1	8
11	Chaffee	1	1	2	0	0	0
	Custer	2	0	0	0	0	0
	Fremont	0	3	9	0	1	0
	Park	1	0	1	0	0	0
	Total	4	4	12	0	1	0
12	Alamosa	0	2	1	0	0	0
	Conejos	0	0	1	0	0	0
	Costilla	1	1	0	0	0	0
	Mineral	0	0	0	0	0	0
	Rio Grande	0	1	1	0	0	0
	Total	2	5	6	0	0	0
13	Kit Carson	1	0	0	0	0	0
	Logan	0	0	0	0	0	0
	Morgan	0	2	1	0	0	0
	Phillips	0	0	2	0	0	0
	Sedgwick	0	0	1	0	0	0
	Washington	1	0	1	0	0	0
	Total	3	2	5	0	0	0
14	Grand	1	0	1	0	0	0
	Moffat	0	0	0	0	0	1
	Routt	1	1	1	1	1	2
	Total	2	1	2	1	1	3

*Denver Probate Court handles Extreme Risk Protection Orders (ERPO) along with Denver District Court.

**Table 18:
District Court Civil Filings by Case Type
Fiscal Year 2023**

Judicial District	Court Location	Motion to Approve Transfer of Structured						Note (NT)
		Mechanics Lien (ML)	Money (MY)	Settlement (TS)	Name Change (NC)	Negligence (NG)		
8	Jackson	1	0	0	0	0	0	
	Larimer	18	130	6	29	33	1	
	Total	19	130	6	29	33	1	
9	Garfield	2	33	1	1	3	0	
	Pitkin	2	8	0	0	8	0	
	Rio Blanco	0	3	0	0	1	0	
	Total	4	44	1	1	12	0	
10	Pueblo	9	55	5	1	13	0	
11	Chaffee	0	10	0	0	4	0	
	Custer	0	2	0	0	0	0	
	Fremont	0	13	2	0	1	0	
	Park	1	5	0	0	1	0	
	Total	1	30	2	0	6	0	
12	Alamosa	2	5	0	2	0	0	
	Conejos	0	3	0	0	0	0	
	Costilla	1	2	1	1	0	0	
	Mineral	0	0	0	0	0	0	
	Rio Grande	0	2	1	0	1	0	
	Saguache	0	2	0	0	2	0	
	Total	3	14	2	3	3	0	
13	Kit Carson	0	0	0	0	0	0	
	Logan	0	6	0	2	3	0	
	Morgan	1	7	0	0	1	0	
	Phillips	0	3	0	0	0	0	
	Sedgwick	0	0	0	0	1	0	
	Washington	1	2	0	0	0	0	
	Yuma	0	2	0	0	1	0	
	Total	2	20	0	2	6	0	
14	Grand	1	6	3	1	3	0	
	Moffat	0	3	2	0	0	0	
	Routt	2	8	0	0	4	0	
	Total	3	17	5	1	7	0	

*Denver Probate Court handles Extreme Risk Protection Orders (ERPO) along with Denver District Court.

**Table 18:
District Court Civil Filings by Case Type
Fiscal Year 2023**

Judicial District	Court Location	Other (OT)	Out of State Subpoena (SB)	Personal Injury (PL)	Personal Injury - Motor Vehicle (PM)	Petition to Seal Criminal Conviction (PC)	Petition to Seal Criminal Record (RC)
8	Jackson	1	0	1	0	0	0
	Larimer	76	32	48	143	5	4
	Total	77	32	49	143	5	4
9	Garfield	6	7	5	12	1	0
	Pitkin	9	7	8	8	0	2
	Rio Blanco	4	0	0	1	0	0
	Total	19	14	13	21	1	2
10	Pueblo	34	3	21	94	7	4
11	Chaffee	5	2	5	4	0	0
	Custer	2	0	2	0	0	0
	Fremont	5	2	3	8	0	0
	Park	3	2	2	7	0	1
	Total	15	6	12	19	0	1
12	Alamosa	3	1	2	3	0	0
	Conejos	3	0	0	1	0	0
	Costilla	2	1	0	0	0	0
	Mineral	2	0	0	0	0	0
	Rio Grande	7	1	1	8	0	1
	Saguache	4	0	0	3	0	0
	Total	21	3	3	15	0	1
13	Kit Carson	5	1	0	1	0	0
	Logan	10	0	2	3	0	0
	Morgan	4	1	2	4	0	0
	Phillips	3	0	0	1	0	0
	Sedgwick	3	0	0	1	0	0
	Washington	2	3	0	2	0	0
	Yuma	2	1	0	0	0	0
	Total	29	6	4	12	0	0
14	Grand	5	0	5	2	0	0
	Moffat	1	0	0	2	0	0
	Routt	10	0	2	5	0	1
	Total	16	0	7	9	0	1

*Denver Probate Court handles Extreme Risk Protection Orders (ERPO) along with Denver District Court.

**Table 18:
District Court Civil Filings by Case Type
Fiscal Year 2023**

Judicial District	Court Location	Prohibition (PE)	Property Damage (PD)	Protection Order (RS)	Public Nuisance (PH)	Public Utilities (PU)	Replevin (RP)
8	Jackson	0	0	0	0	0	0
	Larimer	0	2	0	17	0	23
	<i>Total</i>	0	2	0	17	0	23
9	Garfield	0	1	0	0	0	3
	Pitkin	0	0	0	0	0	0
	Rio Blanco	0	0	0	0	0	1
	<i>Total</i>	0	1	0	0	0	4
10	Pueblo	0	2	0	0	0	14
11	Chaffee	0	0	0	0	0	1
	Custer	0	0	0	0	0	0
	Fremont	0	0	0	0	0	5
	Park	0	0	0	0	0	3
	<i>Total</i>	0	0	0	0	0	9
12	Alamosa	0	0	0	0	0	1
	Conejos	0	0	0	0	0	0
	Costilla	0	0	0	0	0	0
	Mineral	0	0	0	0	0	0
	Rio Grande	0	0	0	0	0	0
	Saguache	0	0	0	0	0	1
	<i>Total</i>	0	0	0	0	0	2
13	Kit Carson	0	0	0	0	0	0
	Logan	0	0	0	0	0	4
	Morgan	0	0	0	0	0	1
	Phillips	0	0	0	0	0	0
	Sedgwick	0	0	0	0	0	1
	Washington	0	1	0	0	0	2
	Yuma	0	0	0	0	0	1
	<i>Total</i>	0	1	0	0	0	9
14	Grand	0	1	0	0	0	0
	Moffat	0	0	0	0	0	3
	Routt	0	1	0	0	0	1
	<i>Total</i>	0	2	0	0	0	4

*Denver Probate Court handles Extreme Risk Protection Orders (ERPO) along with Denver District Court.

**Table 18:
District Court Civil Filings by Case Type
Fiscal Year 2023**

Judicial District	Court Location	Review - Other					
		Local Government / Person (RV)	Rule 105 Quiet Title (R5)	Rule 106 - Writs / Contempt (R6)	Rule 120 Deed of Trust (R2)	Services Rendered (SV)	Sexual Harassment (SH)
8	Jackson	0	0	0	2	0	0
	Larimer	13	15	1	130	1	0
	Total	13	15	1	132	1	0
9	Garfield	2	6	3	48	0	0
	Pitkin	1	2	2	7	1	1
	Rio Blanco	0	2	0	6	0	0
	Total	3	10	5	61	1	1
10	Pueblo	4	18	7	291	0	0
11	Chaffee	0	6	4	7	1	0
	Custer	0	4	0	2	0	0
	Fremont	1	12	27	42	0	0
	Park	0	8	1	25	0	0
	Total	1	30	32	76	1	0
12	Alamosa	1	4	1	14	0	0
	Conejos	0	4	0	8	0	0
	Costilla	0	4	0	4	0	0
	Mineral	0	2	0	0	0	0
	Rio Grande	0	2	0	5	0	0
	Saguache	0	13	0	5	0	0
	Total	1	29	1	36	0	0
13	Kit Carson	0	2	0	12	0	0
	Logan	1	2	17	22	0	0
	Morgan	1	0	0	43	0	0
	Phillips	0	1	0	3	0	0
	Sedgwick	0	2	0	1	0	0
	Washington	0	1	0	6	0	0
	Yuma	1	0	0	6	0	0
	Total	3	8	17	93	0	0
14	Grand	2	4	1	5	0	0
Moffat	1	4	0	19	0	0	
Routt	1	5	0	12	0	0	
Total	4	13	1	36	0	0	

*Denver Probate Court handles Extreme Risk Protection Orders (ERPO) along with Denver District Court.

**Table 18:
District Court Civil Filings by Case Type
Fiscal Year 2023**

Judicial District	Court Location	Sexual Misconduct on Minor (MM)	Special District (SD)	Specific Performance (SP)	Unemployment Compensation (UC)	U Visa Certification (VC)	Wages (WG)
8	Jackson	0	0	0	0	0	0
	Larimer	0	1	2	2	0	6
	<i>Total</i>	<i>0</i>	<i>1</i>	<i>2</i>	<i>2</i>	<i>0</i>	<i>6</i>
9	Garfield	0	0	0	1	0	2
	Pitkin	0	0	0	0	0	3
	Rio Blanco	0	0	0	0	0	0
	<i>Total</i>	<i>0</i>	<i>0</i>	<i>0</i>	<i>1</i>	<i>0</i>	<i>5</i>
10	Pueblo	0	0	0	0	0	2
11	Chaffee	0	0	0	1	0	1
	Custer	0	0	0	0	0	0
	Fremont	0	0	1	0	0	1
	Park	0	0	0	1	0	0
	<i>Total</i>	<i>0</i>	<i>0</i>	<i>1</i>	<i>2</i>	<i>0</i>	<i>2</i>
12	Alamosa	0	0	0	0	0	0
	Conejos	0	0	0	0	0	0
	Costilla	0	0	0	0	0	0
	Mineral	0	0	0	0	0	0
	Rio Grande	0	0	0	0	1	0
	Saguache	0	0	0	0	0	0
	<i>Total</i>	<i>0</i>	<i>0</i>	<i>0</i>	<i>0</i>	<i>1</i>	<i>0</i>
13	Kit Carson	0	0	0	0	0	0
	Logan	0	0	0	0	0	0
	Morgan	0	0	0	0	0	0
	Phillips	0	0	0	0	0	0
	Sedgwick	0	1	0	2	0	0
	Washington	0	0	0	0	0	0
	Yuma	0	0	0	0	0	0
	<i>Total</i>	<i>0</i>	<i>1</i>	<i>0</i>	<i>2</i>	<i>0</i>	<i>0</i>
14	Grand	0	1	0	0	0	0
	Moffat	0	0	0	0	0	0
	Routt	0	0	0	0	0	0
	<i>Total</i>	<i>0</i>	<i>1</i>	<i>0</i>	<i>0</i>	<i>0</i>	<i>0</i>

*Denver Probate Court handles Extreme Risk Protection Orders (ERPO) along with Denver District Court.

**Table 18:
District Court Civil Filings by Case Type
Fiscal Year 2023**

Judicial District	Court Location	Workman's Compensation (WC)	Writ of Habeas Corpus (WH)	Wrongful Death (WF)	Wrongful Death – Motor Vehicle (WV)	Total	Total minus Distraint and Rule 120 Cases
8	Jackson	0	0	0	0	12	6
	Larimer	0	0	3	0	2,202	909
	Total	0	0	3	0	2,214	915
9	Garfield	0	0	0	2	504	161
	Pitkin	0	0	0	0	267	130
	Rio Blanco	0	0	0	0	44	18
	Total	0	0	0	2	815	309
10	Pueblo	0	2	7	1	1,277	402
11	Chaffee	0	10	0	0	155	88
	Custer	0	0	1	0	41	18
	Fremont	0	99	1	0	421	238
	Park	0	0	0	0	156	59
	Total	0	109	2	0	773	403
12	Alamosa	0	0	0	0	90	34
	Conejos	0	0	0	0	41	12
	Costilla	0	0	0	0	34	18
	Mineral	0	0	0	0	10	6
	Rio Grande	0	0	0	0	72	37
	Saguache	0	0	0	0	61	35
	Total	0	0	0	0	308	142
13	Kit Carson	0	0	0	0	53	21
	Logan	0	9	0	0	174	94
	Morgan	0	0	2	2	225	43
	Phillips	0	0	0	0	29	14
	Sedgwick	0	0	0	0	24	15
	Washington	0	0	1	0	40	21
	Total	0	9	3	2	599	225
14	Grand	0	0	1	0	184	99
	Moffat	0	0	0	0	89	25
	Routt	0	0	0	0	175	70
	Total	0	0	1	0	448	194

*Denver Probate Court handles Extreme Risk Protection Orders (ERPO) along with Denver District Court.

**Table 18:
District Court Civil Filings by Case Type
Fiscal Year 2023**

Judicial District	Court Location	Breach of Contract (CT)	Breach of Warranty (BW)	County Court Counter Claim (CC)	Condemnation (CD)	Confirm Arbitration Award (AW)	Conservation Easements (CE)
15	Baca	0	0	0	0	0	0
	Cheyenne	1	0	0	1	0	0
	Kiowa	0	0	0	1	0	0
	Prowers	6	0	0	1	0	0
	Total	7	0	0	3	0	0
16	Bent	2	0	0	0	0	0
	Crowley	2	0	0	5	0	0
	Otero	4	0	0	5	0	0
	Total	8	0	0	10	0	0
17	Adams	260	4	12	2	1	0
	Broomfield	19	0	0	0	116	0
	Total	279	4	12	2	117	0
18	Arapahoe	327	19	0	1	8	0
	Douglas	111	9	0	1	2	0
	Elbert	11	0	1	1	0	0
	Lincoln	1	0	0	0	0	0
	Total	450	28	1	3	10	0
19	Weld	88	0	11	3	2	0
20	Boulder	160	5	2	0	1	0
21	Mesa	50	0	0	2	1	0
22	Dolores	1	0	0	0	0	0
	Montezuma	0	0	0	0	0	0
	Total	1	0	0	0	0	0
State Total		2,525	70	79	47	174	1
Percent of State Total		4%	0.12%	0.13%	0.08%	0.29%	0.002%

*Denver Probate Court handles Extreme Risk Protection Orders (ERPO) along with Denver District Court.

**Table 18:
District Court Civil Filings by Case Type
Fiscal Year 2023**

Judicial District	Court Location	County Court or Municipal Appeal (CP)	Deceptive Trade Practice (DP)	Declaratory Judgment (DJ)	Deprivation of Rights (RD)	Determination of Interests (DI)	Disclaimer (DC)
15	Baca	0	0	0	0	0	0
	Cheyenne	0	0	0	0	0	0
	Kiowa	0	0	0	0	0	0
	Prowers	7	0	1	0	0	0
	Total	7	0	1	0	0	0
16	Bent	0	0	0	0	0	0
	Crowley	2	0	0	0	0	0
	Otero	6	0	3	0	0	0
	Total	8	0	3	0	0	0
17	Adams	49	2	12	1	11	0
	Broomfield	6	1	0	0	0	0
	Total	55	3	12	1	11	0
18	Arapahoe	77	2	22	6	1	0
	Douglas	44	0	13	1	2	0
	Elbert	4	0	1	0	0	0
	Lincoln	1	0	0	0	0	0
	Total	126	2	36	7	3	0
19	Weld	25	2	9	0	3	0
20	Boulder	23	4	15	5	2	0
21	Mesa	17	0	11	0	0	0
22	Dolores	3	0	0	0	0	0
	Montezuma	4	0	7	0	0	0
	Total	7	0	7	0	0	0
State Total		656	22	355	43	30	0
Percent of State Total		1%	0%	0.59%	0.07%	0.05%	0%

*Denver Probate Court handles Extreme Risk Protection Orders (ERPO) along with Denver District Court.

**Table 18:
District Court Civil Filings by Case Type
Fiscal Year 2023**

Judicial District	Court Location	Distraint Warrant (DT)	Employment			Foreclosure Other Than Rule 120 (FC)	Forcible Entry and Detainer (FE)	Foreign Judgment (FJ)
			Discrimination (ED)	Extreme Risk (ER)				
15	Baca	7	0	0	1	0	1	
	Cheyenne	3	0	0	0	0	2	
	Kiowa	5	0	0	0	0	0	
	Prowers	41	0	0	0	0	1	
	Total	56	0	0	1	0	4	
16	Bent	21	0	0	1	0	0	
	Crowley	12	0	0	1	0	0	
	Otero	38	0	0	1	0	1	
	Total	71	0	0	3	0	1	
17	Adams	3,223	7	5	33	44	15	
	Broomfield	245	0	4	2	3	2	
	Total	3,468	7	9	35	47	17	
18	Arapahoe	3,479	8	15	53	79	33	
	Douglas	1,230	4	8	28	22	19	
	Elbert	102	0	0	1	1	3	
	Lincoln	22	0	0	0	0	1	
	Total	4,833	12	23	82	102	56	
19	Weld	1,435	7	6	20	14	12	
20	Boulder	674	5	0	14	20	23	
21	Mesa	521	0	1	3	3	13	
22	Dolores	8	0	0	0	0	0	
	Montezuma	87	0	1	0	2	2	
	Total	95	0	1	0	2	2	
State Total		37,706	78	160	379	473	304	
Percent of State Total		62%	0.129%	0%	1%	0.78%	0.502%	

*Denver Probate Court handles Extreme Risk Protection Orders (ERPO) along with Denver District Court.

**Table 18:
District Court Civil Filings by Case Type
Fiscal Year 2023**

Judicial District	Court Location	Fraud (FD)	Goods Sold and Delivered (GS)	Injunctive Relief (IR)	Landlord-Tenant (LT)	Lien (LN)	Malpractice (MP)
15	Baca	0	0	0	0	0	0
	Cheyenne	0	0	1	0	0	0
	Kiowa	0	0	0	0	0	0
	Prowers	0	0	1	1	0	0
	Total	0	0	2	1	0	0
16	Bent	0	0	0	0	0	0
	Crowley	1	0	0	0	0	0
	Otero	0	0	0	0	0	0
	Total	1	0	0	0	0	0
17	Adams	4	19	11	4	0	7
	Broomfield	2	1	0	0	1	2
	Total	6	20	11	4	1	9
18	Arapahoe	16	14	18	8	5	19
	Douglas	12	12	12	4	5	6
	Elbert	3	1	2	1	1	0
	Lincoln	0	0	0	0	0	0
	Total	31	27	32	13	11	25
19	Weld	12	9	4	1	2	3
20	Boulder	10	13	13	4	1	12
21	Mesa	5	6	15	0	0	9
22	Dolores	0	0	0	0	0	0
	Montezuma	0	0	1	0	0	2
	Total	0	0	1	0	0	2
State Total		168	233	253	115	36	156
Percent of State Total		0.28%	0.38%	0.42%	0.19%	0.06%	0.26%

*Denver Probate Court handles Extreme Risk Protection Orders (ERPO) along with Denver District Court.

**Table 18:
District Court Civil Filings by Case Type
Fiscal Year 2023**

Judicial District	Court Location	Motion to Approve Transfer of Structured Settlement (TS)					
		Mechanics Lien (ML)	Money (MY)	Name Change (NC)	Negligence (NG)	Note (NT)	
15	Baca	0	0	0	1	1	0
	Cheyenne	0	0	0	2	0	0
	Kiowa	0	0	0	0	1	0
	Prowers	1	3	0	1	2	0
	Total	1	3	0	4	4	0
16	Bent	0	4	0	0	1	0
	Crowley	0	1	0	0	1	0
	Otero	1	2	0	0	0	1
	Total	1	7	0	0	2	1
17	Adams	19	223	10	28	38	3
	Broomfield	3	42	2	6	4	1
	Total	22	265	12	34	42	4
18	Arapahoe	24	307	9	68	63	4
	Douglas	16	138	3	17	31	2
	Elbert	1	15	0	3	0	0
	Lincoln	1	1	0	0	1	0
	Total	42	461	12	88	95	6
19	Weld	11	140	3	6	25	1
20	Boulder	14	103	1	31	46	3
21	Mesa	3	84	4	18	17	1
22	Dolores	0	1	1	0	0	0
	Montezuma	0	10	0	0	2	0
	Total	0	11	1	0	2	0
State Total		261	2,244	108	411	546	86
Percent of State Total		0.43%	4%	0.18%	0.68%	0.90%	0.14%

*Denver Probate Court handles Extreme Risk Protection Orders (ERPO) along with Denver District Court.

**Table 18:
District Court Civil Filings by Case Type
Fiscal Year 2023**

Judicial District	Court Location	Other (OT)	Out of State Subpoena (SB)	Personal Injury (PL)	Personal Injury - Motor Vehicle (PM)	Petition to Seal Criminal Conviction (PC)	Petition to Seal Criminal Record (RC)
15	Baca	3	0	0	0	0	0
	Cheyenne	2	0	0	0	0	0
	Kiowa	1	0	0	1	0	0
	Prowers	10	0	0	0	0	1
	Total	16	0	0	1	0	1
16	Bent	3	0	0	0	0	0
	Crowley	0	0	0	0	0	0
	Otero	6	3	0	6	0	3
	Total	9	3	0	6	0	3
17	Adams	128	16	69	247	3	23
	Broomfield	18	7	15	33	2	0
	Total	146	23	84	280	5	23
18	Arapahoe	191	92	157	435	13	24
	Douglas	54	46	43	168	0	6
	Elbert	10	1	3	1	0	0
	Lincoln	19	0	0	1	0	1
	Total	274	139	203	605	13	31
19	Weld	51	14	26	112	1	3
20	Boulder	85	47	57	181	3	11
21	Mesa	39	13	12	32	1	3
22	Dolores	1	0	0	1	0	0
	Montezuma	6	2	0	5	0	0
	Total	7	2	0	6	0	0
State Total		1,471	580	998	3,048	109	321
Percent of State Total		2.43%	0.96%	2%	5%	0.18%	1%

*Denver Probate Court handles Extreme Risk Protection Orders (ERPO) along with Denver District Court.

**Table 18:
District Court Civil Filings by Case Type
Fiscal Year 2023**

Judicial District	Court Location	Case Type					
		Prohibition (PE)	Property Damage (PD)	Protection Order (RS)	Public Nuisance (PH)	Public Utilities (PU)	Replevin (RP)
15	Baca	0	0	0	0	0	0
	Cheyenne	0	0	0	0	0	0
	Kiowa	0	0	0	0	0	0
	Prowers	0	0	0	0	0	2
	Total	0	0	0	0	0	2
16	Bent	0	0	0	0	0	0
	Crowley	0	0	0	0	0	1
	Otero	0	0	1	0	0	2
	Total	0	0	1	0	0	3
17	Adams	0	4	0	16	0	57
	Broomfield	0	1	0	0	0	6
	Total	0	5	0	16	0	63
18	Arapahoe	0	0	2	2	0	50
	Douglas	0	2	1	0	0	21
	Elbert	0	1	0	0	0	2
	Lincoln	0	0	0	0	0	0
	Total	0	3	3	2	0	73
19	Weld	0	2	1	0	0	49
20	Boulder	0	1	0	0	0	14
21	Mesa	0	1	1	0	0	8
22	Dolores	0	0	0	0	0	0
	Montezuma	0	0	3	0	0	0
	Total	0	0	3	0	0	0
State Total		0	51	35	202	2	460
Percent of State Total		0.00%	0.08%	0.06%	0.33%	0.00%	0.76%

*Denver Probate Court handles Extreme Risk Protection Orders (ERPO) along with Denver District Court.

**Table 18:
District Court Civil Filings by Case Type
Fiscal Year 2023**

Judicial District	Court Location	Review - Other					
		Local Government / Person (RV)	Rule 105 Quiet Title (R5)	Rule 106 - Writs / Contempt (R6)	Rule 120 Deed of Trust (R2)	Services Rendered (SV)	Sexual Harassment (SH)
15	Baca	0	0	0	2	0	0
	Cheyenne	0	0	0	2	0	0
	Kiowa	0	0	0	1	0	0
	Prowers	0	0	0	9	0	0
	Total	0	0	0	14	0	0
16	Bent	0	0	8	4	0	0
	Crowley	2	4	8	2	0	0
	Otero	2	11	0	19	0	0
	Total	4	15	16	25	0	0
17	Adams	9	16	4	441	4	1
	Broomfield	1	2	0	19	0	0
	Total	10	18	4	460	4	1
18	Arapahoe	12	11	6	394	25	0
	Douglas	7	9	8	154	3	0
	Elbert	0	3	0	27	0	0
	Lincoln	0	0	4	6	0	0
	Total	19	23	18	581	28	0
19	Weld	5	15	3	283	2	0
20	Boulder	6	14	4	95	1	1
21	Mesa	1	9	4	182	0	0
22	Dolores	0	1	0	1	0	0
	Montezuma	0	2	1	14	0	0
	Total	0	3	1	15	0	0
State Total		196	412	188	3,755	187	6
Percent of State Total		0.32%	0.68%	0.31%	6%	0.31%	0.010%

*Denver Probate Court handles Extreme Risk Protection Orders (ERPO) along with Denver District Court.

**Table 18:
District Court Civil Filings by Case Type
Fiscal Year 2023**

Judicial District	Court Location	Sexual Misconduct on Minor (MM)	Special District (SD)	Specific Performance (SP)	Unemployment Compensation (UC)	U Visa Certification (VC)	Wages (WG)
15	Baca	0	0	0	0	0	0
	Cheyenne	0	0	0	0	0	0
	Kiowa	0	0	0	0	0	0
	Prowers	0	0	0	0	0	0
	Total	0	0	0	0	0	0
16	Bent	0	0	0	0	0	0
	Crowley	0	0	0	0	0	0
	Otero	0	0	0	0	0	0
	Total	0	0	0	0	0	0
17	Adams	0	21	1	5	0	9
	Broomfield	0	0	0	1	0	1
	Total	0	21	1	6	0	10
18	Arapahoe	0	4	2	4	0	26
	Douglas	0	5	1	0	0	16
	Elbert	0	3	0	0	0	0
	Lincoln	0	1	0	0	0	0
	Total	0	13	3	4	0	42
19	Weld	1	32	0	0	0	3
20	Boulder	0	1	1	0	0	11
21	Mesa	0	1	0	0	0	7
22	Dolores	0	0	0	0	0	0
	Montezuma	0	0	0	0	0	0
	Total	0	0	0	0	0	0
State Total		7	87	15	26	2	262
Percent of State Total		0.012%	0.14%	0.02%	0.043%	0.003%	0.43%

*Denver Probate Court handles Extreme Risk Protection Orders (ERPO) along with Denver District Court.

**Table 18:
District Court Civil Filings by Case Type
Fiscal Year 2023**

Judicial District	Court Location	Workman's Compensation (WC)	Writ of Habeas Corpus (WH)	Wrongful Death (WF)	Wrongful Death – Motor Vehicle (WV)	Total	Total minus Distraint and Rule 120 Cases
15	Baca	0	0	0	0	16	7
	Cheyenne	0	0	0	0	14	9
	Kiowa	0	0	0	0	10	4
	Prowers	0	0	0	0	88	38
	Total	0	0	0	0	128	58
16	Bent	0	3	0	0	47	22
	Crowley	0	1	0	0	43	29
	Otero	0	0	0	0	115	58
	Total	0	4	0	0	205	109
17	Adams	0	5	8	5	5,139	1,475
	Broomfield	0	0	1	0	569	305
	Total	0	5	9	5	5,708	1,780
18	Arapahoe	0	1	13	2	6,151	2,278
	Douglas	1	0	4	3	2,304	920
	Elbert	0	0	0	1	204	75
	Lincoln	0	1	0	0	61	33
	Total	1	2	17	6	8,720	3,306
19	Weld	0	0	0	0	2,457	739
20	Boulder	0	0	4	2	1,743	974
21	Mesa	0	0	2	0	1,100	397
22	Dolores	0	0	0	0	18	9
	Montezuma	0	0	1	0	152	51
	Total	0	0	1	0	170	60
State Total		92	225	90	31	60,577	19,116
Percent of State Total		0.15%	0.37%	0.15%	0.05%	100%	

*Denver Probate Court handles Extreme Risk Protection Orders (ERPO) along with Denver District Court.

**Table 19:
District Court Criminal Filings by Case Type
Fiscal Year 2023**

Judicial District	Court Location	Arson (AR)	Assault (AS)	Bail	Bribery-	Burglary (BU)	Child Abuse (CA)	Criminal Mischief (CM)	Cruelty to Animals (AM)	Driving	Drugs (DG)	Escape (EC)	Forgery (FG)	Fraud (FD)	Fugitive
				Violation (BV)	Tampering (BR)					Under the Influence (DU)					from Justice (FU)
1	Gilpin	0	14	0	0	9	0	7	0	14	33	0	3	7	8
	Jefferson	11	398	1	9	222	4	68	11	86	549	134	29	6	70
	Total	11	412	1	9	231	4	75	11	100	582	134	32	13	78
2	Denver*	7	824	0	25	437	15	106	4	32	951	93	37	35	83
3	Huerfano	0	16	0	0	14	0	2	0	5	11	0	0	0	5
	Las Animas	1	27	0	0	14	1	9	1	5	42	3	1	0	16
	Total	1	43	0	0	28	1	11	1	10	53	3	1	0	21
4	El Paso	30	915	2	22	505	21	153	8	94	566	145	48	66	227
	Teller	2	29	0	2	12	0	4	1	19	44	1	3	3	8
	Total	32	944	2	24	517	21	157	9	113	610	146	51	69	235
5	Clear Creek	1	17	0	2	12	0	0	0	12	27	0	3	1	8
	Eagle	0	59	2	3	17	0	15	0	18	30	1	10	6	20
	Lake	0	16	0	2	6	1	4	1	3	12	0	2	1	1
	Summit	0	45	0	0	15	1	10	0	9	17	0	8	2	8
	Total	1	137	2	7	50	2	29	1	42	86	1	23	10	37
6	Archuleta	0	17	0	1	7	0	2	1	4	6	5	0	0	6
	La Plata	2	61	0	1	40	2	13	0	38	62	2	17	8	38
	San Juan	0	1	0	0	1	0	0	0	0	0	0	0	0	0
	Total	2	79	0	2	48	2	15	1	42	68	7	17	8	44
7	Delta	1	37	0	1	18	1	4	0	9	28	0	0	0	6
	Gunnison	0	15	1	0	8	0	2	0	2	19	0	1	0	7
	Hinsdale	0	0	0	0	2	0	0	0	0	0	0	0	0	0
	Montrose	1	36	1	0	31	2	8	0	14	42	2	5	0	7
	Montrose-Nucla	0	5	0	0	2	0	0	0	1	1	0	0	0	0
	Ouray	0	2	0	0	2	0	0	0	3	0	0	0	0	0
	San Miguel	0	7	0	0	5	0	2	0	6	18	0	0	0	0
	Total	2	102	2	1	68	3	16	0	35	108	2	6	0	20

*Denver District Criminal FY filings reflect bind over cases received from Denver County Court at the time this report was generated.

**Table 19:
District Court Criminal Filings by Case Type
Fiscal Year 2023**

Judicial District	Court Location	Habitual		Homicide (HM)	Impersonation (IM)	Incest (IC)	Kidnapping (KN)	Menacing (MN)	Obstruction				
		Gambling (GM)	Traffic (HT)						of Public Justice (OP)	Other (OT)	Perjury (PJ)	Pornography (PN)	Prostitution (PS)
1	Gilpin	1	0	0	2	0	1	4	0	11	0	0	0
	Jefferson	0	1	64	12	0	32	170	15	173	2	0	1
	Total	1	1	64	14	0	33	174	15	184	2	0	1
2	Denver*	0	0	165	8	0	37	317	18	119	0	0	7
3	Huerfano	0	2	2	0	0	0	14	4	3	0	0	0
	Las Animas	0	0	2	0	0	0	21	0	19	1	0	0
	Total	0	2	4	0	0	0	35	4	22	1	0	0
4	El Paso	0	0	137	33	1	102	432	58	191	0	0	6
	Teller	1	0	0	6	0	1	18	0	26	0	0	0
	Total	1	0	137	39	1	103	450	58	217	0	0	6
5	Clear Creek	0	0	4	1	0	3	10	2	6	0	0	0
	Eagle	0	0	0	1	0	3	18	5	6	0	0	0
	Lake	0	0	2	0	0	1	7	1	5	0	0	0
	Summit	0	0	1	1	0	4	19	3	9	0	0	0
	Total	0	0	7	3	0	11	54	11	26	0	0	0
6	Archuleta	0	0	2	0	0	2	13	0	6	0	0	0
	La Plata	0	0	7	5	0	2	27	2	30	0	0	0
	San Juan	0	0	0	0	0	0	0	0	0	0	0	0
	Total	0	0	9	5	0	4	40	2	36	0	0	0
7	Delta	0	0	0	4	0	5	17	1	29	0	0	0
	Gunnison	0	0	1	0	0	1	8	0	2	0	0	0
	Hinsdale	0	0	0	0	0	0	0	0	0	0	0	0
	Montrose	0	0	4	3	0	4	24	4	16	1	0	0
	Montrose-Nucla	0	0	0	0	0	0	5	0	1	0	0	0
	Ouray	0	0	0	0	0	0	3	0	2	0	0	0
	San Miguel	0	0	0	1	0	0	4	1	10	0	0	0
	Total	0	0	5	8	0	10	61	6	60	1	0	0

*Denver District Criminal FY filings reflect bind over cases received from Denver County Court at the time this report was generated.

**Table 19:
District Court Criminal Filings by Case Type
Fiscal Year 2023**

Judicial District	Court Location	Public Indecency (PI)	Abuse of Public Office (PO)	Public Peace and Order (PP)	Robbery (RB)	Sex Offenses (SX)	Solicitation (SL)	Support of Spouse or Children (NS)	Tampering (TM)	Theft (TH)	Trespass (TP)	Vehicular Assault (VA)	Vehicular Homicide (VH)	Weapon (WP)	Total
1	Gilpin	0	0	0	4	3	0	0	1	70	1	2	0	0	195
	Jefferson	1	1	46	95	150	0	1	2	678	62	19	4	56	3,183
	Total	1	1	46	99	153	0	1	3	748	63	21	4	56	3,378
2	Denver*	0	3	79	172	214	0	0	0	728	59	34	2	148	4,759
3	Huerfano	0	0	5	0	5	0	0	0	15	6	1	0	5	115
	Las Animas	0	0	0	2	1	0	0	4	28	5	1	0	0	204
	Total	0	0	5	2	6	0	0	4	43	11	2	0	5	319
4	El Paso	0	1	282	183	239	0	0	4	1,355	97	38	9	168	6,138
	Teller	0	0	0	0	10	0	0	0	36	3	2	0	6	237
	Total	0	1	282	183	249	0	0	4	1,391	100	40	9	174	6,375
5	Clear Creek	0	0	6	0	5	0	0	1	8	1	1	1	1	133
	Eagle	0	0	20	2	13	0	0	0	67	8	2	0	5	331
	Lake	0	0	0	0	1	0	0	0	8	2	2	0	0	78
	Summit	0	0	6	0	9	0	0	2	26	4	0	2	2	203
	Total	0	0	32	2	28	0	0	3	109	15	5	3	8	745
6	Archuleta	0	0	2	3	1	0	0	0	14	6	1	0	3	102
	La Plata	0	0	7	4	12	0	0	0	62	9	1	3	11	466
	San Juan	0	0	0	0	1	0	0	0	0	0	0	0	0	3
	Total	0	0	9	7	14	0	0	0	76	15	2	3	14	571
7	Delta	0	0	1	2	10	0	0	0	26	10	1	2	10	223
	Gunnison	0	0	3	0	4	0	0	0	12	3	3	1	5	98
	Hinsdale	0	0	0	0	0	0	0	0	0	0	1	0	0	3
	Montrose	0	0	15	5	23	0	0	1	49	9	2	0	8	317
	Montrose-Nucla	0	0	3	0	3	0	0	0	2	2	0	0	4	29
	Ouray	0	0	1	0	2	0	0	0	0	0	0	0	0	15
	San Miguel	0	0	0	0	4	0	0	0	6	2	1	0	1	68
	Total	0	0	23	7	46	0	0	1	95	26	8	3	28	753

*Denver District Criminal FY filings reflect bind over cases received from Denver County Court at the time this report was generated.

**Table 19:
District Court Criminal Filings by Case Type
Fiscal Year 2023**

Judicial District	Court Location	Case Type													
		Arson (AR)	Assault (AS)	Bail Violation (BV)	Bribery-Tampering (BR)	Burglary (BU)	Child Abuse (CA)	Criminal Mischief (CM)	Cruelty to Animals (AM)	Driving Under the Influence (DU)	Drugs (DG)	Escape (EC)	Forgery (FG)	Fraud (FD)	Fugitive from Justice (FU)
8	Jackson	0	0	0	0	4	0	1	0	2	2	0	1	0	0
	Larimer	16	326	3	14	145	4	36	1	63	428	72	43	57	82
	Total	16	326	3	14	149	4	37	1	65	430	72	44	57	82
9	Garfield	0	88	0	0	28	2	10	0	28	87	6	3	5	23
	Pitkin	1	21	0	0	2	0	7	0	7	0	0	0	0	3
	Rio Blanco	1	4	0	0	0	0	0	0	1	1	0	0	0	3
	Total	2	113	0	0	30	2	17	0	36	88	6	3	5	29
10	Pueblo	8	291	1	4	144	8	50	1	35	144	78	22	8	63
11	Chaffee	1	23	0	0	7	0	2	1	3	23	1	6	1	9
	Custer	1	5	0	0	3	0	0	1	2	1	1	0	0	1
	Fremont	2	88	0	3	33	6	9	1	10	75	41	11	8	13
	Park	1	13	1	0	8	1	1	0	9	16	1	1	1	9
	Total	5	129	1	3	51	7	12	3	24	115	44	18	10	32
12	Alamosa	1	49	0	0	24	1	5	0	7	29	6	9	9	11
	Conejos	1	11	0	0	21	0	2	0	0	1	1	0	0	5
	Costilla	0	15	0	0	4	0	3	0	2	2	1	1	0	12
	Mineral	0	1	0	0	0	0	0	0	1	0	0	0	0	0
	Rio Grande	2	16	0	1	12	1	2	0	1	12	1	6	1	9
	Saguache	0	7	0	0	4	0	0	0	2	3	0	3	0	1
	Total	4	99	0	1	65	2	12	0	13	47	9	19	10	38
13	Kit Carson	0	17	1	0	7	0	0	0	7	15	0	2	0	12
	Logan	2	61	1	0	14	1	1	0	4	46	40	3	3	21
	Morgan	3	59	1	7	46	0	7	0	6	27	11	23	3	13
	Phillips	0	4	0	0	5	0	0	0	2	1	0	3	0	0
	Sedgwick	0	3	0	0	1	0	0	0	0	1	0	0	0	1
	Washington	1	2	1	0	1	0	2	0	0	1	0	0	0	2
	Yuma	0	7	2	0	4	0	0	0	2	4	0	0	0	1
	Total	6	153	6	7	78	1	10	0	21	95	51	31	6	50
14	Grand	0	14	0	0	19	0	4	2	2	12	1	2	2	9
	Moffat	0	42	0	2	10	0	3	0	7	42	0	2	1	6
	Routt	1	15	0	1	15	0	1	0	8	18	1	1	3	8
	Total	1	71	0	3	44	0	8	2	17	72	2	5	6	23

*Denver District Criminal FY filings reflect bind over cases received from Denver County Court at the time this report was generated.

**Table 19:
District Court Criminal Filings by Case Type
Fiscal Year 2023**

Judicial District	Court Location	Habitual					Obstruction						
		Gambling (GM)	Traffic (HT)	Homicide (HM)	Impersonation (IM)	Incest (IC)	Kidnapping (KN)	Menacing (MN)	of Public Justice (OP)	Other (OT)	Perjury (PJ)	Pornography (PN)	Prostitution (PS)
8	Jackson	0	0	0	0	0	0	1	1	1	0	0	0
	Larimer	0	0	19	20	0	25	133	24	49	0	0	0
	<i>Total</i>	<i>0</i>	<i>0</i>	<i>19</i>	<i>20</i>	<i>0</i>	<i>25</i>	<i>134</i>	<i>25</i>	<i>50</i>	<i>0</i>	<i>0</i>	<i>0</i>
9	Garfield	0	0	1	6	0	2	32	4	10	0	0	0
	Pitkin	0	0	0	0	0	0	5	0	3	0	0	0
	Rio Blanco	0	0	0	0	0	0	0	0	1	0	0	0
	<i>Total</i>	<i>0</i>	<i>0</i>	<i>1</i>	<i>6</i>	<i>0</i>	<i>2</i>	<i>37</i>	<i>4</i>	<i>14</i>	<i>0</i>	<i>0</i>	<i>0</i>
10	Pueblo	0	0	43	16	1	27	171	8	42	0	0	0
11	Chaffee	0	0	1	1	0	1	10	0	30	0	0	0
	Custer	0	0	0	0	0	0	5	0	1	0	0	0
	Fremont	0	0	11	3	0	2	44	8	9	0	0	0
	Park	0	0	0	1	0	0	12	0	9	0	0	0
	<i>Total</i>	<i>0</i>	<i>0</i>	<i>12</i>	<i>5</i>	<i>0</i>	<i>3</i>	<i>71</i>	<i>8</i>	<i>49</i>	<i>0</i>	<i>0</i>	<i>0</i>
12	Alamosa	0	0	4	1	0	5	16	1	44	0	0	0
	Conejos	0	0	4	5	0	1	3	0	6	0	0	0
	Costilla	0	1	2	1	0	2	8	0	5	0	0	0
	Mineral	0	0	0	0	0	0	2	0	1	0	0	0
	Rio Grande	0	0	3	2	0	0	10	1	11	0	0	0
	Saguache	0	0	3	2	0	1	6	0	6	0	0	0
	<i>Total</i>	<i>0</i>	<i>1</i>	<i>16</i>	<i>11</i>	<i>0</i>	<i>9</i>	<i>45</i>	<i>2</i>	<i>73</i>	<i>0</i>	<i>0</i>	<i>0</i>
13	Kit Carson	0	0	1	0	0	0	2	1	6	0	0	0
	Logan	0	0	4	0	0	2	10	6	4	0	0	0
	Morgan	0	0	4	2	1	5	23	12	13	0	0	0
	Phillips	0	0	0	0	0	0	1	0	3	0	0	0
	Sedgwick	0	0	0	1	0	0	2	0	0	0	0	0
	Washington	0	0	1	1	0	0	4	0	3	0	0	0
	Yuma	0	0	0	0	0	0	3	0	4	0	0	0
	<i>Total</i>	<i>0</i>	<i>0</i>	<i>10</i>	<i>4</i>	<i>1</i>	<i>7</i>	<i>45</i>	<i>19</i>	<i>33</i>	<i>0</i>	<i>0</i>	<i>0</i>
14	Grand	0	0	0	0	0	0	10	0	0	0	0	0
	Moffat	0	0	2	0	0	0	9	2	11	0	1	0
	Routt	0	0	0	0	0	0	12	0	3	0	0	0
	<i>Total</i>	<i>0</i>	<i>0</i>	<i>2</i>	<i>0</i>	<i>0</i>	<i>0</i>	<i>31</i>	<i>2</i>	<i>14</i>	<i>0</i>	<i>1</i>	<i>0</i>

*Denver District Criminal FY filings reflect bind over cases received from Denver County Court at the time this report was generated.

**Table 19:
District Court Criminal Filings by Case Type
Fiscal Year 2023**

Judicial District	Court Location	Public Indecency (PI)	Abuse of Public Office (PO)	Public Peace and Order (PP)	Robbery (RB)	Sex Offenses (SX)	Solicitation (SL)	Support of Spouse or Children (NS)	Tampering (TM)	Theft (TH)	Trespass (TP)	Vehicular Assault (VA)	Vehicular Homicide (VH)	Weapon (WP)	Total
8	Jackson	0	0	0	0	0	0	0	0	0	0	0	0	0	13
	Larimer	0	0	133	43	88	0	0	4	357	68	9	3	39	2,304
	Total	0	0	133	43	88	0	0	4	357	68	9	3	39	2,317
9	Garfield	0	1	19	3	21	0	0	1	66	17	4	0	3	470
	Pitkin	0	0	1	0	3	0	0	1	12	1	0	0	0	67
	Rio Blanco	0	0	0	0	2	0	0	0	3	0	0	0	2	18
	Total	0	1	20	3	26	0	0	2	81	18	4	0	5	555
10	Pueblo	0	0	66	91	54	0	0	1	413	36	7	8	52	1,893
11	Chaffee	0	0	0	1	4	0	0	0	25	2	2	0	0	154
	Custer	0	0	0	0	1	0	0	0	3	0	0	1	1	27
	Fremont	0	0	25	7	29	0	0	4	51	14	1	1	5	514
	Park	0	0	3	0	0	0	0	0	9	0	1	0	3	100
	Total	0	0	28	8	34	0	0	4	88	16	4	2	9	795
12	Alamosa	0	0	0	5	11	0	0	0	39	8	3	0	11	299
	Conejos	0	0	1	2	2	0	0	0	8	2	1	2	0	79
	Costilla	0	0	0	0	2	0	0	1	5	2	0	0	2	71
	Mineral	0	0	0	0	0	0	0	0	0	0	0	0	0	5
	Rio Grande	0	0	8	1	8	0	0	0	24	4	1	0	7	144
	Saguache	0	0	1	0	4	0	0	0	3	0	0	1	2	49
	Total	0	0	10	8	27	0	0	1	79	16	5	3	22	647
13	Kit Carson	0	0	1	0	8	0	0	0	14	0	0	0	0	94
	Logan	0	1	13	0	14	0	0	0	36	7	1	0	13	308
	Morgan	0	0	8	0	18	0	0	1	60	15	2	1	10	381
	Phillips	0	0	0	0	2	0	0	0	4	3	0	0	0	28
	Sedgwick	0	0	0	0	0	0	0	0	4	0	0	0	0	13
	Washington	0	0	0	0	1	0	0	0	4	2	0	0	2	28
	Yuma	0	0	0	0	8	0	0	0	8	8	0	0	2	53
	Total	0	1	22	0	51	0	0	1	130	35	3	1	27	905
14	Grand	0	0	2	0	5	0	0	0	21	3	3	0	2	113
	Moffat	0	0	5	0	11	0	0	0	20	4	1	0	9	190
	Routt	0	1	16	2	4	0	0	0	18	6	2	0	2	138
	Total	0	1	23	2	20	0	0	0	59	13	6	0	13	441

*Denver District Criminal FY filings reflect bind over cases received from Denver County Court at the time this report was generated.

**Table 19:
District Court Criminal Filings by Case Type
Fiscal Year 2023**

Judicial District	Court Location	Case Type													
		Arson (AR)	Assault (AS)	Bail Violation (BV)	Bribery-Tampering (BR)	Burglary (BU)	Child Abuse (CA)	Criminal Mischief (CM)	Cruelty to Animals (AM)	Driving Under the Influence (DU)	Drugs (DG)	Escape (EC)	Forgery (FG)	Fraud (FD)	Fugitive from Justice (FU)
15	Baca	1	4	0	0	2	0	0	0	1	0	0	0	1	6
	Cheyenne	0	0	0	0	0	0	0	0	2	2	0	0	0	1
	Kiowa	0	0	0	0	2	0	0	0	1	9	0	0	1	2
	Prowers	2	15	0	6	11	0	1	0	3	16	2	4	0	16
	Total	3	19	0	6	15	0	1	0	7	27	2	4	2	25
16	Bent	0	14	1	0	11	1	0	0	1	6	12	2	0	4
	Crowley	0	17	0	0	7	2	1	0	1	9	24	1	2	2
	Otero	3	47	0	1	21	2	5	0	6	8	3	4	2	4
	Total	3	78	1	1	39	5	6	0	8	23	39	7	4	10
17	Adams	17	544	2	4	216	12	79	0	114	695	59	27	10	135
	Broomfield	0	49	0	2	24	2	11	0	9	198	1	24	26	30
	Total	17	593	2	6	240	14	90	0	123	893	60	51	36	165
18	Arapahoe	15	517	0	19	201	19	85	1	48	340	40	25	37	129
	Douglas	4	131	0	4	51	7	27	1	30	201	23	28	32	62
	Elbert	0	6	0	0	5	0	1	2	2	15	0	3	0	6
	Lincoln	0	8	0	3	1	0	0	0	5	7	16	0	0	13
	Total	19	662	0	26	258	26	113	4	85	563	79	56	69	210
19	Weld	10	331	0	16	168	6	43	1	68	329	24	33	3	49
20	Boulder	7	360	4	7	242	6	52	1	57	279	24	33	24	28
21	Mesa	6	224	0	16	140	5	35	2	49	235	9	52	45	31
22	Dolores	0	2	0	0	0	0	1	0	2	1	0	1	0	1
	Montezuma	2	49	0	1	19	0	3	0	17	32	0	2	3	19
	Total	2	51	0	1	19	0	4	0	19	33	0	3	3	20
State Total		165	6,041	25	179	3,061	134	899	42	1,001	5,831	885	548	423	1,373
Percent of State Total		0.41%	15%	0%	0.44%	8%	0.33%	2%	0.10%	2.49%	14%	2%	1%	1%	3%

*Denver District Criminal FY filings reflect bind over cases received from Denver County Court at the time this report was generated.

**Table 19:
District Court Criminal Filings by Case Type
Fiscal Year 2023**

Judicial District	Court Location	Habitual			Obstruction								
		Gambling (GM)	Traffic (HT)	Homicide (HM)	Impersonation (IM)	Incest (IC)	Kidnapping (KN)	Menacing (MN)	of Public Justice (OP)	Other (OT)	Perjury (PJ)	Pornography (PN)	Prostitution (PS)
15	Baca	0	0	0	2	0	0	2	1	0	0	0	0
	Cheyenne	0	0	0	1	0	0	1	0	0	0	0	0
	Kiowa	0	0	0	0	0	0	0	0	0	0	0	0
	Prowers	0	0	4	4	0	2	9	2	3	0	0	0
	Total	0	0	4	7	0	2	12	3	3	0	0	0
16	Bent	0	0	1	0	0	1	9	6	1	0	0	0
	Crowley	0	0	1	2	0	1	3	1	2	1	0	0
	Otero	0	0	2	2	0	5	16	5	7	0	0	0
	Total	0	0	4	4	0	7	28	12	10	1	0	0
17	Adams	0	0	62	18	0	35	266	12	250	0	0	1
	Broomfield	0	0	5	3	0	6	14	2	22	1	0	6
	Total	0	0	67	21	0	41	280	14	272	1	0	7
18	Arapahoe	0	1	111	17	0	38	201	17	81	0	0	3
	Douglas	0	1	11	4	0	11	52	11	75	0	0	1
	Elbert	0	0	1	0	0	0	3	0	6	0	0	0
	Lincoln	0	0	0	0	0	0	5	1	0	0	0	0
	Total	0	2	123	21	0	49	261	29	162	0	0	4
19	Weld	0	0	40	9	1	31	101	9	116	0	0	1
20	Boulder	0	3	24	25	1	29	173	22	114	0	0	0
21	Mesa	0	0	21	10	1	18	121	15	38	0	1	1
22	Dolores	0	0	0	0	0	0	3	0	2	0	0	0
	Montezuma	0	0	5	1	0	2	22	4	24	0	0	0
	Total	0	0	5	1	0	2	25	4	26	0	0	0
State Total		2	9	782	237	6	450	2,666	290	1,680	6	2	27
Percent of State Total		0.00%	0%	2%	1%	0.01%	1%	7%	0.72%	4%	0.01%	0.00%	0.07%

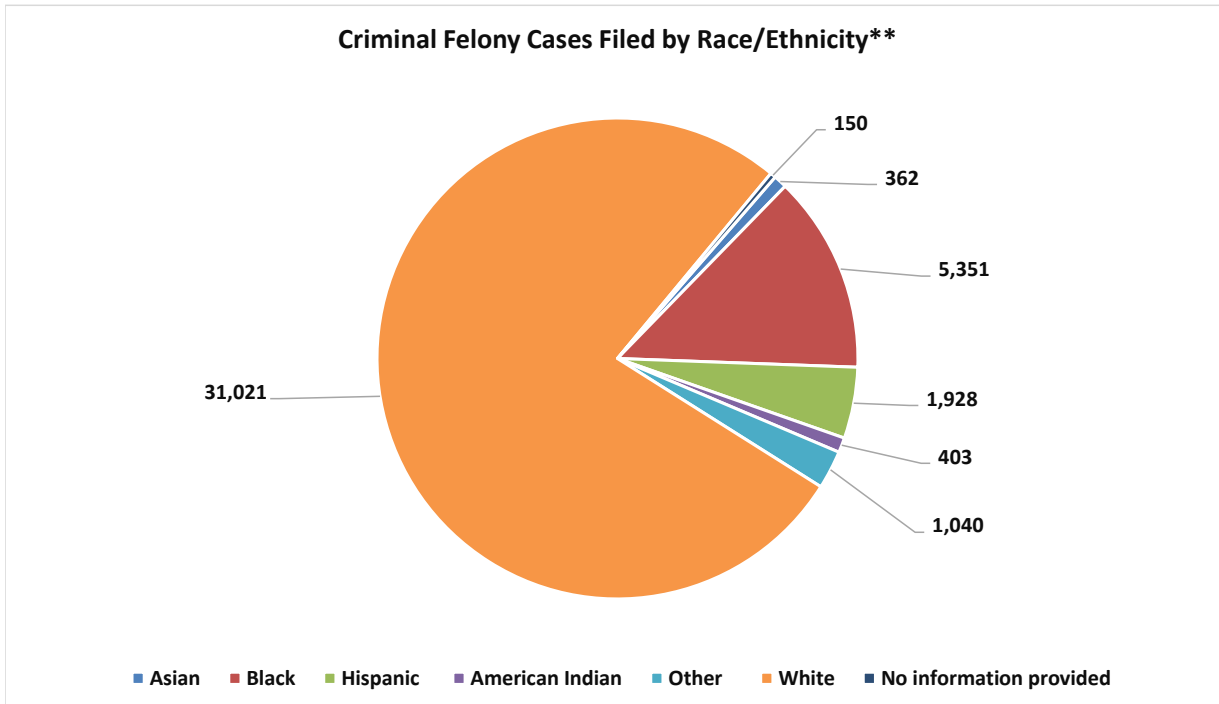
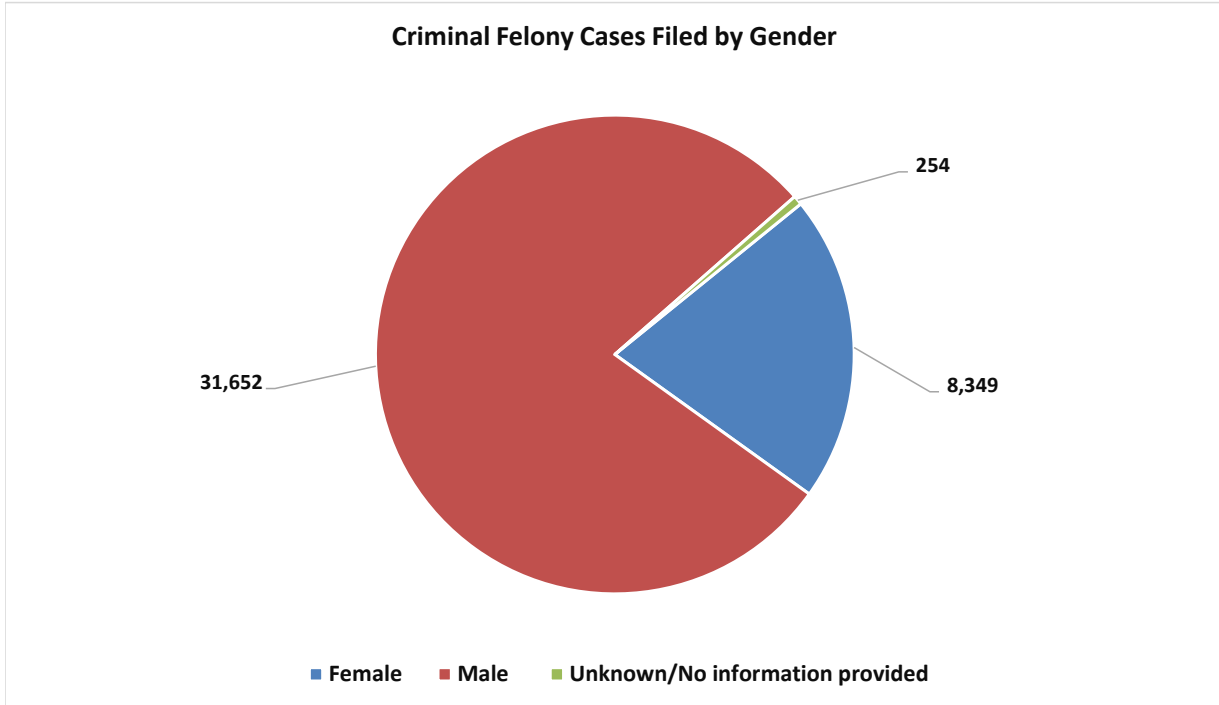
*Denver District Criminal FY filings reflect bind over cases received from Denver County Court at the time this report was generated.

**Table 19:
District Court Criminal Filings by Case Type
Fiscal Year 2023**

Judicial District	Court Location	Public	Abuse of	Public	Sex	Support of	Solicitation	Spouse or	Tampering	Theft	Trespass	Vehicular	Vehicular	Weapon	Total
		Indecency (PI)	Public Office (PO)	Peace and Order (PP)	Robbery (RB)	Offenses (SX)		Children (NS)							
15	Baca	0	0	1	0	4	0	0	0	4	0	0	0	1	30
	Cheyenne	0	0	0	0	4	0	0	0	2	0	0	0	0	13
	Kiowa	0	0	1	0	1	0	0	0	5	0	0	0	2	24
	Prowers	0	0	6	1	9	0	0	0	14	7	0	0	4	141
	Total	0	0	8	1	18	0	0	0	0	25	7	0	0	7
16	Bent	0	0	2	1	9	0	0	1	9	1	0	1	1	95
	Crowley	0	0	6	0	3	0	0	0	14	4	0	0	2	106
	Otero	0	0	12	3	9	0	0	3	29	4	1	0	4	208
	Total	0	0	20	4	21	0	0	4	52	9	1	1	7	409
17	Adams	0	2	99	87	124	0	0	5	828	60	34	16	109	3,922
	Broomfield	1	0	6	3	30	0	0	0	168	1	1	0	10	655
	Total	1	2	105	90	154	0	0	5	996	61	35	16	119	4,577
18	Arapahoe	1	1	33	135	168	0	0	3	501	44	23	11	109	2,974
	Douglas	0	0	18	18	32	0	0	2	344	12	6	5	30	1,234
	Elbert	0	0	0	0	2	0	0	0	9	1	1	0	2	65
	Lincoln	0	0	5	0	1	0	0	0	9	1	0	0	1	76
	Total	1	1	56	153	203	0	0	5	863	58	30	16	142	4,349
19	Weld	0	0	101	59	66	0	0	1	424	52	8	3	41	2,144
20	Boulder	1	0	71	46	87	0	0	7	367	80	15	3	30	2,222
21	Mesa	1	1	59	37	56	0	0	22	202	49	16	7	58	1,583
22	Dolores	0	0	0	0	2	0	0	0	2	0	2	1	0	20
	Montezuma	0	0	4	13	10	0	0	1	38	5	0	1	10	287
	Total	0	0	4	13	12	0	0	1	40	5	2	2	10	307
State Total		5	12	1,202	1,030	1,627	0	1	73	7,366	812	257	89	1,014	40,252
Percent of State Total		0.01%	0.03%	2.99%	3%	4%	0.00%	0%	0.18%	18%	2%	0.64%	0.22%	3%	100%

*Denver District Criminal FY filings reflect bind over cases received from Denver County Court at the time this report was generated.

**Chart 19: Criminal Felony New Cases Filed by Gender and Race*
Fiscal Year 2023**



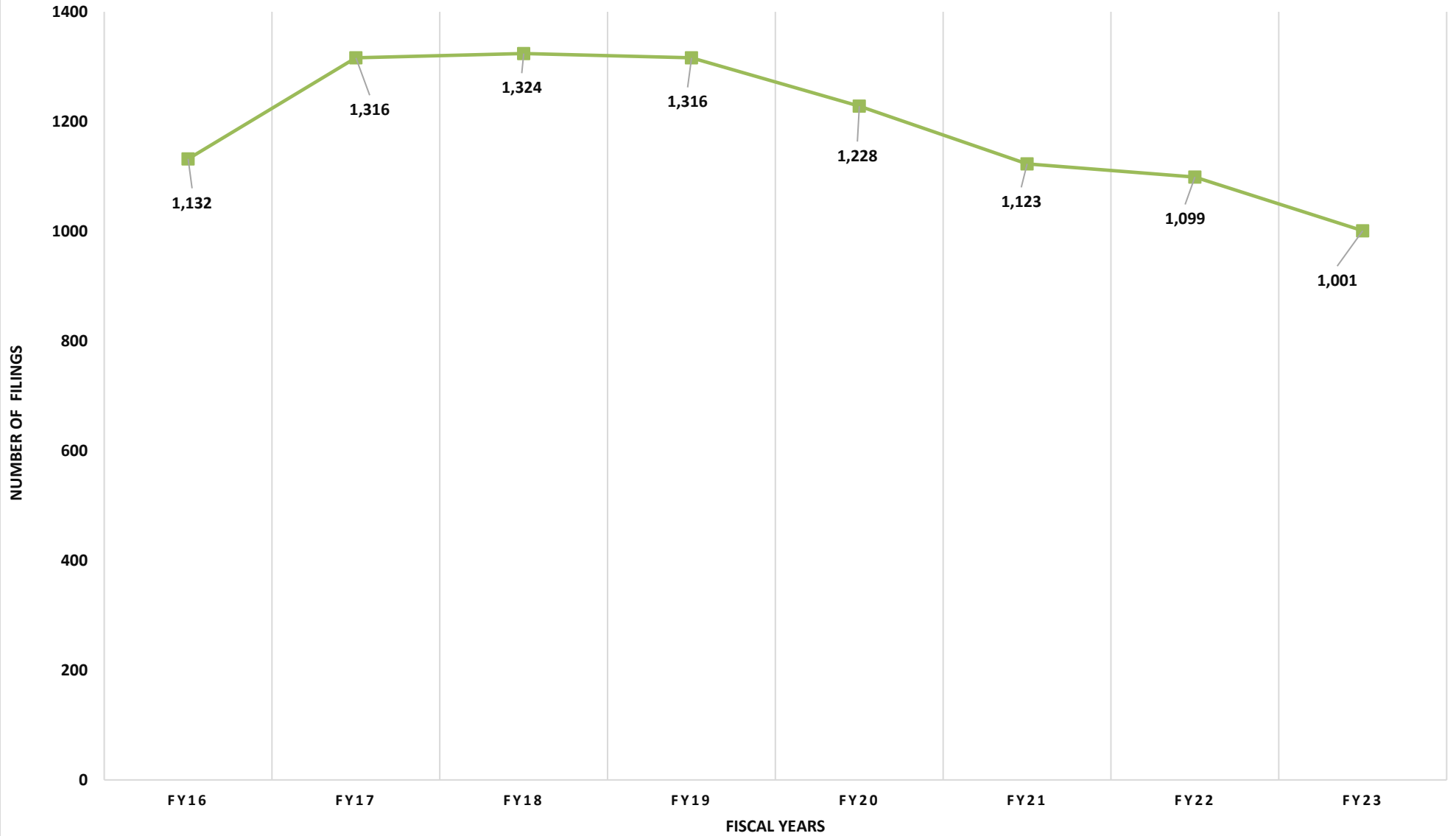
*These numbers may not match the final case class total numbers as case demographic information may be updated after the case class total numbers are finalized.

**Demographic information is received through electronic transfer or paper filings from Law Enforcement and/or the District Attorney. Judicial's case management system currently blends race and ethnicity fields.

**Table 20:
DUI-Felony Filings by District
Fiscal Year 2016 Through Fiscal Year 2023**

Judicial District	FY16	FY17	FY18	FY19	FY20	FY21	FY22	FY23	Totals
1	111	137	176	153	104	109	98	100	988
2	88	90	60	62	56	50	37	32	475
3	3	12	12	12	15	9	10	10	83
4	112	133	142	139	169	149	128	113	1,085
5	45	48	52	70	50	48	45	42	400
6	17	40	35	22	37	40	29	42	262
7	31	42	46	44	36	34	42	35	310
8	80	80	121	142	108	128	112	65	836
9	28	39	35	52	48	32	28	36	298
10	29	32	28	33	37	51	22	35	267
11	13	22	18	25	42	25	34	24	203
12	17	15	22	18	20	34	17	13	156
13	24	38	20	24	35	25	24	21	211
14	10	16	33	18	18	18	35	17	165
15	10	10	5	4	10	7	6	7	59
16	5	3	13	4	11	6	9	8	59
17	169	164	170	143	140	117	116	123	1,142
18	185	141	125	126	109	76	118	85	965
19	55	112	87	76	79	66	70	68	613
20	58	74	56	65	50	52	54	57	466
21	34	49	49	55	46	34	44	49	360
22	8	19	19	29	8	13	21	19	136
State Totals	1,132	1,316	1,324	1,316	1,228	1,123	1,099	1,001	9,539

**TABLE 20
DUI-FELONY FILINGS
FISCAL YEAR 2016 THROUGH FISCAL YEAR 2023**



**Table 21:
District Court Domestic Relations Filings by Case Type
Fiscal Year 2023**

Judicial District	Court Location	Administrative Support	Custody Allocation of Parental Rsp	Civil Union Dissolution	Civil Union Invalidation	Civil Union Legal Separation	Dissolution of Marriage	Incoming Registration of Support	Invalidity of Marriage	Legal Separation	Other	Outgoing Registration of UIFSA	Registration of Foreign Decree (FR or RF)	Total
		IV-D (AD)	(CU)	(UD)	(UI)	(US)	(DM)	(SI)	(IV)	(SA)	(OT)	(SO)		
1	Gilpin	0	1	0	0	0	7	0	0	0	0	0	1	9
	Jefferson	5	385	9	0	0	1,984	53	16	71	5	0	21	2,549
	Total	5	386	9	0	0	1,991	53	16	71	5	0	22	2,558
2	Denver	0	797	13	0	0	2,866	6	40	61	83	0	18	3,884
3	Huerfano	0	13	0	0	0	36	1	0	0	0	0	0	50
	Las Animas	2	36	0	0	0	58	0	0	3	0	0	1	100
	Total	2	49	0	0	0	94	1	0	3	0	0	1	150
4	El Paso	0	805	9	0	0	4,119	1	54	173	9	0	139	5,309
	Teller	0	10	1	0	0	88	0	4	5	0	0	2	110
	Total	0	815	10	0	0	4,207	1	58	178	9	0	141	5,419
5	Clear Creek	0	6	0	0	0	45	0	0	1	0	0	5	57
	Eagle	0	40	1	0	0	207	0	1	6	1	0	0	256
	Lake	0	10	0	0	0	39	0	0	1	1	0	4	55
	Summit	0	24	0	0	0	100	0	2	5	0	0	2	133
	Total	0	80	1	0	0	391	0	3	13	2	0	11	501
6	Archuleta	1	20	0	0	0	52	1	0	9	0	0	3	86
	La Plata	0	40	0	0	0	176	0	6	5	0	0	8	235
	San Juan	0	1	0	0	0	3	0	0	0	0	0	0	4
	Total	1	61	0	0	0	231	1	6	14	0	0	11	325
7	Delta	1	35	0	0	0	156	3	3	4	0	0	1	203
	Gunnison	0	10	0	0	0	65	0	0	3	0	0	1	79
	Hinsdale	0	0	0	0	0	4	0	0	0	0	0	0	4
	Montrose	1	63	0	0	0	204	6	2	7	0	0	1	284
	Ouray	0	3	1	0	0	21	0	0	1	0	0	0	26
	San Miguel	0	8	0	0	0	39	0	0	2	0	0	0	49
	Total	2	119	1	0	0	489	9	5	17	0	0	3	645

**Table 21:
District Court Domestic Relations Filings by Case Type
Fiscal Year 2023**

Judicial District	Court Location	Custody		Civil Union		Civil Union	Dissolution of Marriage (DM)	Incoming	Invalidity of Marriage (IV)	Legal	Other (OT)	Outgoing	Registration	Total
		Administrative Support IV-D (AD)	Allocation of Parental Rsp (CU)	Civil Union Dissolution (UD)	Civil Union Invalidity (UI)	Legal Separation (US)		Registration of Support (SI)		Separation (SA)		Registration of UIFSA (SO)	of Foreign Decree (FR or RF)	
8	Jackson	0	1	0	0	0	6	0	0	0	0	0	1	8
	Larimer	0	270	2	0	2	1,336	2	12	61	6	0	28	1,719
	Total	0	271	2	0	2	1,342	2	12	61	6	0	29	1,727
9	Garfield	2	85	1	0	0	267	4	3	10	0	0	2	374
	Pitkin	0	1	0	0	0	73	0	0	3	0	0	0	77
	Rio Blanco	0	2	0	0	0	20	0	0	2	0	0	1	25
	Total	2	88	1	0	0	360	4	3	15	0	0	3	476
10	Pueblo	0	342	0	0	0	705	29	13	19	0	0	6	1,114
11	Chaffee	0	15	0	0	0	87	0	0	3	0	0	2	107
	Custer	0	2	0	0	0	15	1	0	1	0	0	0	19
	Fremont	0	54	1	0	0	252	4	3	4	0	0	8	326
	Park	0	11	0	0	0	59	3	1	2	0	0	2	78
	Total	0	82	1	0	0	413	8	4	10	0	0	12	530
12	Alamosa	1	49	0	0	0	87	0	2	7	0	0	2	148
	Conejos	0	8	0	0	0	19	0	0	0	1	0	0	28
	Costilla	0	5	0	0	0	17	0	0	1	0	0	0	23
	Mineral	0	3	0	0	0	2	0	0	0	0	0	0	5
	Rio Grande	0	23	1	0	0	49	0	1	1	0	0	3	78
	Saguache	0	10	0	0	0	28	0	0	0	0	0	0	38
	Total	1	98	1	0	0	202	0	3	9	1	0	5	320
13	Kit Carson	0	8	0	0	0	36	0	0	0	0	0	4	48
	Logan	0	25	0	0	0	81	1	1	2	0	0	2	112
	Morgan	0	58	0	0	1	123	1	0	4	1	0	3	191
	Phillips	0	5	0	0	0	16	0	0	0	0	0	1	22
	Sedgwick	0	0	0	0	0	9	0	0	1	0	0	0	10
	Washington	0	6	0	0	0	18	0	0	0	0	0	1	25
	Yuma	1	12	0	0	0	33	1	0	0	0	1	1	49
	Total	1	114	0	0	1	316	3	1	7	1	1	12	457
14	Grand	0	12	0	0	0	50	0	2	1	0	0	0	65
	Moffat	0	18	0	0	0	70	1	1	4	0	0	1	95
	Routt	0	17	0	0	0	83	0	0	0	0	0	1	101
	Total	0	47	0	0	0	203	1	3	5	0	0	2	261

**Table 21:
District Court Domestic Relations Filings by Case Type
Fiscal Year 2023**

Judicial District	Court Location	Administrative Support Order	Custody Allocation of Parental Rsp	Civil Union Dissolution	Civil Union Invalidation	Civil Union Legal Separation	Dissolution of Marriage	Incoming Registration of Support	Invalidity of Marriage	Legal Separation	Other	Outgoing Registration of UIFSA	Registration of Foreign Decree (FR or RF)	Total
		IV-D (AD)	(CU)	(UD)	(UI)	(US)	(DM)	(SI)	(IV)	(SA)	(OT)	(SO)		
15	Baca	0	4	0	0	0	13	0	0	2	0	0	0	19
	Cheyenne	0	1	0	0	0	2	0	0	0	0	0	0	3
	Kiowa	0	1	0	0	0	4	0	0	0	0	0	0	5
	Prowers	0	31	0	0	0	52	1	0	2	0	0	1	87
	Total	0	37	0	0	0	71	1	0	4	0	0	1	114
16	Bent	2	5	0	0	0	19	3	1	1	0	0	0	31
	Crowley	0	8	0	0	0	13	0	1	0	0	0	0	22
	Otero	0	43	0	0	0	83	4	1	6	0	0	5	142
	Total	2	56	0	0	0	115	7	3	7	0	0	5	195
17	Adams	0	704	4	0	0	1,878	0	25	49	0	0	73	2,733
	Broomfield	0	38	0	0	0	257	3	2	8	12	0	5	325
	Total	0	742	4	0	0	2,135	3	27	57	12	0	78	3,058
18	Arapahoe	0	588	9	1	3	2,379	1	25	64	10	0	132	3,212
	Douglas	0	135	6	0	0	1,323	13	13	55	3	0	28	1,576
	Elbert	0	9	0	0	0	91	5	2	6	0	0	1	114
	Lincoln	1	6	0	0	0	16	1	1	0	0	0	0	25
	Total	1	738	15	1	3	3,809	20	41	125	13	0	161	4,927
19	Weld	38	460	3	1	0	1,387	0	20	42	1	0	14	1,966
20	Boulder	0	200	5	1	0	913	23	5	48	0	0	19	1,214
21	Mesa	0	199	0	0	0	715	0	9	23	6	0	34	986
22	Dolores	0	4	0	0	0	9	0	0	0	0	0	0	13
	Montezuma	0	24	0	0	0	110	1	2	6	0	0	8	151
	Total	0	28	0	0	0	119	1	2	6	0	0	8	164
State Total		55	5,809	66	3	6	23,074	173	274	795	139	1	596	30,991
Percent of State Total		0.18%	19%	0.21%	0.01%	0.02%	74%	1%	1%	3%	0%	0%	2%	100%

**Table 22:
District Court Juvenile Filings by Case Type
Fiscal Year 2023**

Judicial District	Court Location	Abandonment (AB)	Adoption (AO)	Administrative Exclusion (AX)	Confidential Intermediary (CI)	Consent for Marriage (CS)
1	Gilpin	0	2	0	0	0
	Jefferson	0	173	1	1	2
	<i>Total</i>	<i>0</i>	<i>175</i>	<i>1</i>	<i>1</i>	<i>2</i>
2	Denver Juvenile	0	209	0	10	1
3	Huerfano	0	0	0	0	0
	Las Animas	0	7	0	0	0
	<i>Total</i>	<i>0</i>	<i>7</i>	<i>0</i>	<i>0</i>	<i>0</i>
4	El Paso	0	333	0	0	7
	Teller	0	11	0	0	0
	<i>Total</i>	<i>0</i>	<i>344</i>	<i>0</i>	<i>0</i>	<i>7</i>
5	Clear Creek	0	31	0	0	0
	Eagle	0	7	0	0	0
	Lake	0	0	0	0	0
	Summit	0	2	0	0	0
	<i>Total</i>	<i>0</i>	<i>40</i>	<i>0</i>	<i>0</i>	<i>0</i>
6	Archuleta	0	2	0	0	0
	La Plata	0	6	0	0	0
	San Juan	0	0	0	0	0
	<i>Total</i>	<i>0</i>	<i>8</i>	<i>0</i>	<i>0</i>	<i>0</i>
7	Delta	0	21	0	0	0
	Gunnison	0	3	0	0	0
	Hinsdale	0	0	0	0	0
	Montrose	0	36	0	0	0
	Ouray	0	1	0	0	0
	San Miguel	0	3	0	0	0
	<i>Total</i>	<i>0</i>	<i>64</i>	<i>0</i>	<i>0</i>	<i>0</i>

*A detailed listing of Juvenile Delinquency filings by case type are found in Table 22 of this report.

**Table 22:
District Court Juvenile Filings by Case Type
Fiscal Year 2023**

Judicial District	Court Location	Dependency & Neglect (DN)	D&N Expedited Placement (EP)	Dependency Order (DO)	Foster Youth in Transition (YT)	Grandparent Visitation (GV)
1	Gilpin	2	1	0	0	0
	Jefferson	48	68	9	14	1
	<i>Total</i>	50	69	9	14	1
2	Denver Juvenile	99	176	3	47	3
3	Huerfano	4	8	0	0	0
	Las Animas	4	2	0	1	0
	<i>Total</i>	8	10	0	1	0
4	El Paso	169	214	0	42	4
	Teller	4	8	0	3	0
	<i>Total</i>	173	222	0	45	4
5	Clear Creek	2	2	0	0	0
	Eagle	4	3	0	0	0
	Lake	2	1	0	0	0
	Summit	1	0	0	0	0
	<i>Total</i>	9	6	0	0	0
6	Archuleta	3	1	0	0	0
	La Plata	5	2	0	1	0
	San Juan	0	0	0	0	0
	<i>Total</i>	8	3	0	1	0
7	Delta	13	13	0	0	0
	Gunnison	10	0	0	0	0
	Hinsdale	0	0	0	0	0
	Montrose	10	23	0	0	1
	Ouray	0	0	0	0	0
	San Miguel	0	2	0	0	0
	<i>Total</i>	33	38	0	0	1

*A detailed listing of Juvenile Delinquency filings by case type are found in Table 22 of this report.

**Table 22:
District Court Juvenile Filings by Case Type
Fiscal Year 2023**

Judicial District	Court Location	Juvenile Expungement (EX)	Juvenile Other (OT)	Juvenile Relinquishment (RL)	Lack of Proper Care (LP)	Paternity (PT)
1	Gilpin	0	0	0	0	0
	Jefferson	0	3	17	0	22
	<i>Total</i>	<i>0</i>	<i>3</i>	<i>17</i>	<i>0</i>	<i>22</i>
2	Denver Juvenile	0	48	8	0	38
3	Huerfano	0	0	0	0	0
	Las Animas	0	0	0	0	0
	<i>Total</i>	<i>0</i>	<i>0</i>	<i>0</i>	<i>0</i>	<i>0</i>
4	El Paso	3	2	24	0	154
	Teller	0	0	0	0	0
	<i>Total</i>	<i>3</i>	<i>2</i>	<i>24</i>	<i>0</i>	<i>154</i>
5	Clear Creek	0	0	10	0	0
	Eagle	0	2	4	0	2
	Lake	0	0	0	0	0
	Summit	0	1	0	0	2
	<i>Total</i>	<i>0</i>	<i>3</i>	<i>14</i>	<i>0</i>	<i>4</i>
6	Archuleta	0	3	0	0	2
	La Plata	0	0	2	0	1
	San Juan	0	0	0	0	0
	<i>Total</i>	<i>0</i>	<i>3</i>	<i>2</i>	<i>0</i>	<i>3</i>
7	Delta	0	1	4	0	1
	Gunnison	0	0	0	0	0
	Hinsdale	0	0	0	0	0
	Montrose	0	0	29	0	3
	Ouray	0	0	0	0	0
	San Miguel	0	0	2	0	0
	<i>Total</i>	<i>0</i>	<i>1</i>	<i>35</i>	<i>0</i>	<i>4</i>

*A detailed listing of Juvenile Delinquency filings by case type are found in Table 22 of this report.

**Table 22:
District Court Juvenile Filings by Case Type
Fiscal Year 2023**

Judicial District	Court Location	Petition for Review of Need for Placement				IV-D Support Order (AV)
		IV-D Paternity Order (AP)	(PF)	Support (SU)	Warrant (WX)	
1	Gilpin	0	0	0	0	0
	Jefferson	55	0	0	0	167
	<i>Total</i>	55	0	0	0	167
2	Denver Juvenile	160	1	1	0	312
3	Huerfano	1	0	0	0	15
	Las Animas	8	0	0	0	38
	<i>Total</i>	9	0	0	0	53
4	El Paso	34	0	245	1	187
	Teller	0	0	0	0	2
	<i>Total</i>	34	0	245	1	189
5	Clear Creek	0	0	1	0	4
	Eagle	2	0	0	0	20
	Lake	3	0	2	0	3
	Summit	5	0	0	0	7
	<i>Total</i>	10	0	3	0	34
6	Archuleta	2	0	0	0	2
	La Plata	1	1	0	0	16
	San Juan	0	0	0	0	0
	<i>Total</i>	3	1	0	0	18
7	Delta	3	0	0	0	29
	Gunnison	2	0	0	0	3
	Hinsdale	0	0	0	0	0
	Montrose	4	0	1	0	39
	Ouray	0	0	0	0	0
	San Miguel	0	0	0	0	3
	<i>Total</i>	9	0	1	0	74

*A detailed listing of Juvenile Delinquency filings by case type are found in Table 22 of this report.

**Table 22:
District Court Juvenile Filings by Case Type
Fiscal Year 2023**

Judicial District	Court Location	Truancy (TR)	Non-JD Juvenile Total	Juvenile Delinquency Total*	Non-JD+JD Total
1	Gilpin	0	5	1	6
	Jefferson	131	712	381	1,093
	<i>Total</i>	131	717	382	1,099
2	Denver Juvenile	147	1,263	650	1,913
3	Huerfano	11	39	5	44
	Las Animas	26	86	15	101
	<i>Total</i>	37	125	20	145
4	El Paso	94	1,513	939	2,452
	Teller	1	29	15	44
	<i>Total</i>	95	1,542	954	2,496
5	Clear Creek	2	52	4	56
	Eagle	21	65	23	88
	Lake	9	20	10	30
	Summit	0	18	26	44
	<i>Total</i>	32	155	63	218
6	Archuleta	0	15	32	47
	La Plata	0	35	27	62
	San Juan	0	0	0	0
	<i>Total</i>	0	50	59	109
7	Delta	0	85	33	118
	Gunnison	0	18	27	45
	Hinsdale	0	0	0	0
	Montrose	0	146	37	183
	Ouray	0	1	0	1
	San Miguel	0	10	7	17
<i>Total</i>	0	260	104	364	

*A detailed listing of Juvenile Delinquency filings by case type are found in Table 22 of this report.

**Table 22:
District Court Juvenile Filings by Case Type
Fiscal Year 2023**

Judicial District	Court Location	Abandonment (AB)	Adoption (AO)	Administrative Exclusion (AX)	Confidential Intermediary (CI)	Consent for Marriage (CS)
8	Jackson	0	0	0	0	0
	Larimer	0	118	0	0	0
	<i>Total</i>	<i>0</i>	<i>118</i>	<i>0</i>	<i>0</i>	<i>0</i>
9	Garfield	0	18	1	0	0
	Pitkin	0	7	0	0	0
	Rio Blanco	0	0	0	0	0
	<i>Total</i>	<i>0</i>	<i>25</i>	<i>1</i>	<i>0</i>	<i>0</i>
10	Pueblo	0	93	2	0	1
11	Chaffee	0	4	0	0	0
	Custer	0	2	0	0	0
	Fremont	0	29	0	0	0
	Park	0	5	0	0	0
	<i>Total</i>	<i>0</i>	<i>40</i>	<i>0</i>	<i>0</i>	<i>0</i>
12	Alamosa	0	14	0	0	0
	Conejos	0	12	0	0	0
	Costilla	0	9	0	0	0
	Mineral	0	0	0	0	0
	Rio Grande	0	16	0	0	0
	Saguache	0	3	1	0	0
	<i>Total</i>	<i>0</i>	<i>54</i>	<i>1</i>	<i>0</i>	<i>0</i>
13	Kit Carson	0	9	0	0	0
	Logan	0	29	0	0	0
	Morgan	0	18	0	0	0
	Phillips	0	5	0	0	0
	Sedgwick	0	2	0	0	0
	Washington	0	4	0	0	0
	Yuma	0	1	0	0	0
	<i>Total</i>	<i>0</i>	<i>68</i>	<i>0</i>	<i>0</i>	<i>0</i>
14	Grand	0	1	0	0	0
	Moffat	0	9	0	0	0
	Routt	0	3	0	0	0
	<i>Total</i>	<i>0</i>	<i>13</i>	<i>0</i>	<i>0</i>	<i>0</i>

*A detailed listing of Juvenile Delinquency filings by case type are found in Table 22 of this report.

**Table 22:
District Court Juvenile Filings by Case Type
Fiscal Year 2023**

Judicial District	Court Location	Dependency & Neglect (DN)	D&N Expedited Placement (EP)	Dependency Order (DO)	Foster Youth in Transition (YT)	Grandparent Visitation (GV)
8	Jackson	0	0	0	0	0
	Larimer	49	61	0	7	1
	<i>Total</i>	49	61	0	7	1
9	Garfield	15	6	0	1	0
	Pitkin	2	0	0	1	0
	Rio Blanco	6	0	0	0	0
	<i>Total</i>	23	6	0	2	0
10	Pueblo	71	89	0	2	3
11	Chaffee	7	5	0	1	0
	Custer	0	1	0	0	0
	Fremont	37	9	0	1	0
	Park	3	3	0	1	0
	<i>Total</i>	47	18	0	3	0
12	Alamosa	6	10	0	3	0
	Conejos	4	2	0	1	1
	Costilla	2	4	0	1	0
	Mineral	0	0	0	0	0
	Rio Grande	5	7	0	1	0
	Saguache	5	4	0	1	0
	<i>Total</i>	22	27	0	7	1
13	Kit Carson	0	1	0	0	0
	Logan	6	3	0	3	0
	Morgan	17	11	0	0	0
	Phillips	0	0	0	0	0
	Sedgwick	0	0	0	0	0
	Washington	3	2	0	0	0
	Yuma	4	1	0	0	0
	<i>Total</i>	30	18	0	3	0
14	Grand	0	2	0	0	1
	Moffat	6	1	0	0	0
	Routt	6	1	0	1	0
	<i>Total</i>	12	4	0	1	1

*A detailed listing of Juvenile Delinquency filings by case type are found in Table 22 of this report.

**Table 22:
District Court Juvenile Filings by Case Type
Fiscal Year 2023**

Judicial District	Court Location	Juvenile Expungement (EX)	Juvenile Other (OT)	Juvenile Relinquishment (RL)	Lack of Proper Care (LP)	Paternity (PT)
8	Jackson	0	0	0	0	0
	Larimer	0	4	35	0	13
	<i>Total</i>	<i>0</i>	<i>4</i>	<i>35</i>	<i>0</i>	<i>13</i>
9	Garfield	0	0	2	0	4
	Pitkin	0	0	0	0	0
	Rio Blanco	0	0	0	0	0
	<i>Total</i>	<i>0</i>	<i>0</i>	<i>2</i>	<i>0</i>	<i>4</i>
10	Pueblo	0	0	4	0	9
11	Chaffee	0	0	0	0	0
	Custer	0	0	0	0	0
	Fremont	0	0	3	0	6
	Park	0	0	0	0	0
	<i>Total</i>	<i>0</i>	<i>0</i>	<i>3</i>	<i>0</i>	<i>6</i>
12	Alamosa	0	0	0	0	0
	Conejos	0	0	0	0	0
	Costilla	0	0	0	0	0
	Mineral	0	0	0	0	0
	Rio Grande	0	0	0	0	0
	Saguache	0	0	0	0	0
	<i>Total</i>	<i>0</i>	<i>0</i>	<i>0</i>	<i>0</i>	<i>0</i>
13	Kit Carson	0	0	1	0	0
	Logan	0	0	3	0	1
	Morgan	0	0	2	0	1
	Phillips	0	0	0	0	1
	Sedgwick	0	0	0	0	0
	Washington	0	0	0	0	0
	Yuma	0	0	0	0	0
	<i>Total</i>	<i>0</i>	<i>0</i>	<i>6</i>	<i>0</i>	<i>3</i>
14	Grand	0	0	2	0	1
	Moffat	0	0	0	0	0
	Routt	0	2	1	0	0
	<i>Total</i>	<i>0</i>	<i>2</i>	<i>3</i>	<i>0</i>	<i>1</i>

*A detailed listing of Juvenile Delinquency filings by case type are found in Table 22 of this report.

**Table 22:
District Court Juvenile Filings by Case Type
Fiscal Year 2023**

Judicial District	Court Location	Petition for Review of Need					IV-D Support Order (AV)
		IV-D Paternity Order (AP)	for Placement (PF)	Support (SU)	Warrant (WX)		
8	Jackson	0	0	0	0	0	
	Larimer	40	1	1	0	151	
	<i>Total</i>	<i>40</i>	<i>1</i>	<i>1</i>	<i>0</i>	<i>151</i>	
9	Garfield	6	0	0	1	38	
	Pitkin	0	0	0	0	1	
	Rio Blanco	1	0	0	0	0	
	<i>Total</i>	<i>7</i>	<i>0</i>	<i>0</i>	<i>1</i>	<i>39</i>	
10	Pueblo	26	0	0	0	70	
11	Chaffee	0	0	0	0	3	
	Custer	0	0	0	0	2	
	Fremont	11	0	8	0	37	
	Park	0	0	0	0	3	
	<i>Total</i>	<i>11</i>	<i>0</i>	<i>8</i>	<i>0</i>	<i>45</i>	
12	Alamosa	12	0	0	0	20	
	Conejos	1	0	0	0	7	
	Costilla	0	0	0	0	5	
	Mineral	0	0	0	0	0	
	Rio Grande	0	0	0	0	8	
	Saguache	0	3	1	0	3	
	<i>Total</i>	<i>13</i>	<i>3</i>	<i>1</i>	<i>0</i>	<i>43</i>	
13	Kit Carson	0	0	0	0	12	
	Logan	1	1	0	0	12	
	Morgan	6	0	3	0	23	
	Phillips	2	0	0	0	3	
	Sedgwick	0	0	0	0	0	
	Washington	0	0	0	0	0	
	Yuma	1	0	0	0	10	
	<i>Total</i>	<i>10</i>	<i>1</i>	<i>3</i>	<i>0</i>	<i>60</i>	
14	Grand	1	0	1	0	0	
	Moffat	0	0	0	0	0	
	Routt	0	0	0	0	0	
	<i>Total</i>	<i>1</i>	<i>0</i>	<i>1</i>	<i>0</i>	<i>0</i>	

*A detailed listing of Juvenile Delinquency filings by case type are found in Table 22 of this report.

**Table 22:
District Court Juvenile Filings by Case Type
Fiscal Year 2023**

Judicial District	Court Location	Truancy (TR)	Non-JD Juvenile Total	Juvenile Delinquency Total*	Non-JD+JD Total
8	Jackson	0	0	2	2
	Larimer	3	484	323	807
	Total	3	484	325	809
9	Garfield	0	92	74	166
	Pitkin	0	11	13	24
	Rio Blanco	0	7	12	19
	Total	0	110	99	209
10	Pueblo	196	566	197	763
11	Chaffee	15	35	20	55
	Custer	0	5	0	5
	Fremont	14	155	69	224
	Park	4	19	10	29
	Total	33	214	99	313
12	Alamosa	2	67	37	104
	Conejos	0	28	7	35
	Costilla	0	21	2	23
	Mineral	0	0	1	1
	Rio Grande	5	42	16	58
	Saguache	3	24	6	30
	Total	10	182	69	251
13	Kit Carson	0	23	5	28
	Logan	0	59	17	76
	Morgan	13	94	34	128
	Phillips	0	11	1	12
	Sedgwick	0	2	3	5
	Washington	0	9	6	15
	Yuma	0	17	10	27
	Total	13	215	76	291
14	Grand	0	9	7	16
	Moffat	2	18	22	40
	Routt	0	14	10	24
	Total	2	41	39	80

*A detailed listing of Juvenile Delinquency filings by case type are found in Table 22 of this report.

**Table 22:
District Court Juvenile Filings by Case Type
Fiscal Year 2023**

Judicial District	Court Location	Abandonment (AB)	Adoption (AO)	Administrative Exclusion (AX)	Confidential Intermediary (CI)	Consent for Marriage (CS)
15	Baca	0	1	0	0	0
	Cheyenne	0	1	0	0	0
	Kiowa	0	0	0	0	0
	Prowers	0	7	0	0	0
	Total	0	9	0	0	0
16	Bent	0	3	0	0	0
	Crowley	0	6	0	0	0
	Otero	0	17	0	0	0
	Total	0	26	0	0	0
17	Adams	0	242	2	0	2
	Broomfield	0	11	0	0	0
	Total	0	253	2	0	2
18	Arapahoe	0	161	0	0	0
	Douglas	0	106	0	0	1
	Elbert	0	13	0	0	0
	Lincoln	0	1	0	0	0
	Total	0	281	0	0	1
19	Weld	0	130	0	0	2
20	Boulder	0	117	0	0	0
21	Mesa	0	98	0	0	2
22	Dolores	0	1	0	0	0
	Montezuma	0	11	0	0	0
	Total	0	12	0	0	0
State Total		0	2,184	7	11	18
Percent of State Total		0%	13%	0%	0%	0%

*A detailed listing of Juvenile Delinquency filings by case type are found in Table 22 of this report.

**Table 22:
District Court Juvenile Filings by Case Type
Fiscal Year 2023**

Judicial District	Court Location	Dependency & Neglect (DN)	D&N Expedited Placement (EP)	Dependency Order (DO)	Foster Youth in Transition (YT)	Grandparent Visitation (GV)
15	Baca	0	0	0	0	0
	Cheyenne	0	1	0	0	0
	Kiowa	0	0	0	0	0
	Prowers	4	2	0	0	0
	Total	4	3	0	0	0
16	Bent	0	2	0	0	0
	Crowley	4	1	0	0	0
	Otero	5	3	0	2	0
	Total	9	6	0	2	0
17	Adams	65	122	0	14	3
	Broomfield	4	0	0	1	0
	Total	69	122	0	15	3
18	Arapahoe	101	123	0	22	4
	Douglas	34	32	0	5	1
	Elbert	3	5	0	0	0
	Lincoln	1	0	0	1	0
	Total	139	160	0	28	5
19	Weld	38	87	0	12	1
20	Boulder	32	41	0	4	0
21	Mesa	26	46	0	11	0
22	Dolores	0	0	0	0	0
	Montezuma	5	2	0	1	1
	Total	5	2	0	1	1
State Total		956	1,214	12	206	25
Percent of State Total		6%	7%	0%	1%	0%

*A detailed listing of Juvenile Delinquency filings by case type are found in Table 22 of this report.

**Table 22:
District Court Juvenile Filings by Case Type
Fiscal Year 2023**

Judicial District	Court Location	Juvenile Expungement (EX)	Juvenile Other (OT)	Juvenile Relinquishment (RL)	Lack of Proper Care (LP)	Paternity (PT)
15	Baca	0	0	0	0	0
	Cheyenne	0	0	0	0	0
	Kiowa	0	0	0	0	0
	Prowers	0	0	0	0	3
	Total	0	0	0	0	3
16	Bent	0	0	0	0	2
	Crowley	0	0	0	0	5
	Otero	0	0	0	0	6
	Total	0	0	0	0	13
17	Adams	0	2	18	0	37
	Broomfield	0	0	0	0	1
	Total	0	2	18	0	38
18	Arapahoe	1	26	19	0	21
	Douglas	0	7	27	0	8
	Elbert	0	0	3	0	1
	Lincoln	0	0	0	0	0
	Total	1	33	49	0	30
19	Weld	0	40	10	0	11
20	Boulder	0	130	13	0	8
21	Mesa	0	0	13	0	10
22	Dolores	0	0	2	0	0
	Montezuma	0	3	2	0	3
	Total	0	3	4	0	3
State Total		4	274	260	0	377
Percent of State Total		0%	2%	2%	0%	2%

*A detailed listing of Juvenile Delinquency filings by case type are found in Table 22 of this report.

**Table 22:
District Court Juvenile Filings by Case Type
Fiscal Year 2023**

Judicial District	Court Location	Petition for Review of Need for Placement				IV-D Support Order (AV)
		IV-D Paternity Order (AP)	(PF)	Support (SU)	Warrant (WX)	
15	Baca	4	0	0	0	3
	Cheyenne	0	0	0	0	0
	Kiowa	0	0	0	0	1
	Prowers	11	0	2	0	20
	Total	15	0	2	0	24
16	Bent	3	0	2	0	4
	Crowley	0	0	5	0	2
	Otero	2	0	18	0	2
	Total	5	0	25	0	8
17	Adams	70	0	6	0	288
	Broomfield	3	0	0	0	14
	Total	73	0	6	0	302
18	Arapahoe	108	3	12	0	290
	Douglas	5	0	0	0	35
	Elbert	0	0	0	0	3
	Lincoln	0	0	0	0	8
	Total	113	3	12	0	336
19	Weld	46	0	1	0	234
20	Boulder	29	0	1	5	80
21	Mesa	27	0	0	12	64
22	Dolores	0	0	0	0	2
	Montezuma	0	0	11	0	13
	Total	0	0	11	0	15
State Total		696	10	322	19	2,318
Percent of State Total		4%	0%	2%	0%	14%

*A detailed listing of Juvenile Delinquency filings by case type are found in Table 22 of this report.

**Table 22:
District Court Juvenile Filings by Case Type
Fiscal Year 2023**

Judicial District	Court Location	Truancy (TR)	Non-JD Juvenile Total	Juvenile Delinquency Total*	Non-JD+JD Total
15	Baca	0	8	2	10
	Cheyenne	0	2	3	5
	Kiowa	0	1	0	1
	Prowers	6	55	35	90
	Total	6	66	40	106
16	Bent	7	23	9	32
	Crowley	9	32	5	37
	Otero	33	88	23	111
	Total	49	143	37	180
17	Adams	165	1,036	472	1,508
	Broomfield	19	53	39	92
	Total	184	1,089	511	1,600
18	Arapahoe	82	973	586	1,559
	Douglas	84	345	425	770
	Elbert	0	28	14	42
	Lincoln	0	11	7	18
	Total	166	1,357	1,032	2,389
19	Weld	238	850	493	1,343
20	Boulder	27	487	242	729
21	Mesa	21	330	294	624
22	Dolores	0	5	8	13
	Montezuma	0	52	97	149
	Total	0	57	105	162
State Total		1,390	10,303	5,890	16,193
Percent of State Total		9%	64%	36%	100%

*A detailed listing of Juvenile Delinquency filings by case type are found in Table 22 of this report.

**Table 23:
District Court Juvenile Delinquency Filings by Case Type
Fiscal Year 2023**

Judicial District	Court Location	Arson (AR)	Assault (AS)	Bail Violation (BV)	Burglary (BU)	Bribery - Tampering (BR)	Child Abuse (CA)	Criminal Mischief (CM)	Cruelty to Animals (AM)	Delinquent Case Remand from District Court (DR)	Driving Under the Influence (DU)	Drugs (DG)
1	Gilpin	0	0	0	0	0	0	0	0	0	0	0
	Jefferson	1	93	0	18	0	0	26	0	0	1	31
	<i>Total</i>	1	93	0	18	0	0	26	0	0	1	31
2	Denver Juvenile	0	89	0	27	1	0	17	0	0	0	22
3	Huerfano	0	1	0	0	0	0	0	0	0	0	0
	Las Animas	0	4	0	0	0	0	3	1	0	0	0
	<i>Total</i>	0	5	0	0	0	0	3	1	0	0	0
4	El Paso	4	212	0	51	0	2	76	0	0	0	8
	Teller	0	1	0	1	1	0	0	0	0	0	1
	<i>Total</i>	4	213	0	52	1	2	76	0	0	0	9
5	Clear Creek	0	0	0	0	0	0	1	0	0	0	1
	Eagle	0	6	0	1	0	0	1	0	0	2	1
	Lake	0	6	0	0	0	0	2	0	0	0	0
	Summit	0	7	0	0	0	0	3	0	0	0	2
	<i>Total</i>	0	19	0	1	0	0	7	0	0	2	4
6	Archuleta	0	3	0	11	0	0	2	0	0	0	1
	La Plata	1	10	0	0	0	0	2	0	0	0	2
	San Juan	0	0	0	0	0	0	0	0	0	0	0
	<i>Total</i>	1	13	0	11	0	0	4	0	0	0	3

**Table 23:
District Court Juvenile Delinquency Filings by Case Type
Fiscal Year 2023**

Judicial District	Court Location	Escape (EC)	Forgery (FG)	Fraud (FD)	Gambling (GM)	Harassment (HR)	Homicide (HM)	Impersonation (IM)	Incest (IC)	Kidnapping (KN)
1	Gilpin	0	0	0	0	1	0	0	0	0
	Jefferson	1	0	0	0	25	7	0	5	0
	<i>Total</i>	<i>1</i>	<i>0</i>	<i>0</i>	<i>0</i>	<i>26</i>	<i>7</i>	<i>0</i>	<i>5</i>	<i>0</i>
2	Denver Juvenile	0	1	0	0	17	28	0	0	5
3	Huerfano	0	0	0	0	0	0	0	0	0
	Las Animas	0	0	0	0	1	0	0	0	0
	<i>Total</i>	<i>0</i>	<i>0</i>	<i>0</i>	<i>0</i>	<i>1</i>	<i>0</i>	<i>0</i>	<i>0</i>	<i>0</i>
4	El Paso	0	0	0	0	61	29	0	0	6
	Teller	0	0	0	0	0	0	0	1	0
	<i>Total</i>	<i>0</i>	<i>0</i>	<i>0</i>	<i>0</i>	<i>61</i>	<i>29</i>	<i>0</i>	<i>1</i>	<i>6</i>
5	Clear Creek	0	0	0	0	0	0	0	0	0
	Eagle	0	0	0	0	2	0	0	0	0
	Lake	0	0	0	0	0	0	0	0	0
	Summit	0	0	0	0	2	0	0	0	0
	<i>Total</i>	<i>0</i>	<i>0</i>	<i>0</i>	<i>0</i>	<i>4</i>	<i>0</i>	<i>0</i>	<i>0</i>	<i>0</i>
6	Archuleta	0	0	0	0	1	0	0	0	0
	La Plata	0	0	0	0	0	0	0	0	0
	San Juan	0	0	0	0	0	0	0	0	0
	<i>Total</i>	<i>0</i>	<i>0</i>	<i>0</i>	<i>0</i>	<i>1</i>	<i>0</i>	<i>0</i>	<i>0</i>	<i>0</i>

**Table 23:
District Court Juvenile Delinquency Filings by Case Type
Fiscal Year 2023**

Judicial District	Court Location	Municipal Charge other than							Public Peace and Order (PP)
		Menacing (MN)	Curfew (MC)	Other (OT)	Perjury (PJ)	Pornography (PN)	Possession of Alcohol by Minor (PA)	Prostitution (PS)	
1	Gilpin	0	0	0	0	0	0	0	0
	Jefferson	13	0	37	0	0	0	0	1
	<i>Total</i>	13	0	37	0	0	0	0	1
2	Denver Juvenile	39	0	66	0	0	0	0	22
3	Huerfano	0	0	1	0	0	0	0	0
	Las Animas	1	0	3	0	0	0	0	0
	<i>Total</i>	1	0	4	0	0	0	0	0
4	El Paso	72	0	90	0	0	0	0	11
	Teller	1	0	1	0	0	0	0	0
	<i>Total</i>	73	0	91	0	0	0	0	11
5	Clear Creek	0	0	0	0	0	0	0	0
	Eagle	1	0	1	0	0	0	0	0
	Lake	2	0	0	0	0	0	0	0
	Summit	0	0	5	0	0	0	0	1
	<i>Total</i>	3	0	6	0	0	0	0	1
6	Archuleta	2	0	3	0	0	0	0	0
	La Plata	1	0	3	0	0	0	0	0
	San Juan	0	0	0	0	0	0	0	0
	<i>Total</i>	3	0	6	0	0	0	0	0

**Table 23:
District Court Juvenile Delinquency Filings by Case Type
Fiscal Year 2023**

Judicial District	Court Location	Sex									Total
		Robbery (RB)	Runaway (RW)	Offenses (SX)	Tampering (TM)	Theft (TH)	Trespass (TP)	Vehicular Assault (VA)	Vehicular Homicide (VH)	Weapon (WP)	
1	Gilpin	0	0	0	0	0	0	0	0	0	1
	Jefferson	17	0	16	3	39	13	0	0	34	381
	Total	17	0	16	3	39	13	0	0	34	382
2	Denver Juvenile	54	3	31	0	127	11	2	0	88	650
3	Huerfano	0	0	0	0	0	0	0	0	3	5
	Las Animas	0	0	1	0	0	0	0	0	1	15
	Total	0	0	1	0	0	0	0	0	4	20
4	El Paso	42	0	58	4	126	36	0	3	48	939
	Teller	0	0	5	0	1	1	0	0	1	15
	Total	42	0	63	4	127	37	0	3	49	954
5	Clear Creek	0	0	2	0	0	0	0	0	0	4
	Eagle	0	0	1	0	4	2	0	0	1	23
	Lake	0	0	0	0	0	0	0	0	0	10
	Summit	0	0	3	1	2	0	0	0	0	26
	Total	0	0	6	1	6	2	0	0	1	63
6	Archuleta	0	0	3	0	6	0	0	0	0	32
	La Plata	1	0	1	1	4	0	0	0	1	27
	San Juan	0	0	0	0	0	0	0	0	0	0
	Total	1	0	4	1	10	0	0	0	1	59

**Table 23:
District Court Juvenile Delinquency Filings by Case Type
Fiscal Year 2023**

Judicial District	Court Location	Delinquent Case										
		Arson (AR)	Assault (AS)	Bail Violation (BV)	Burglary (BU)	Bribery - Tampering (BR)	Child Abuse (CA)	Criminal Mischief (CM)	Cruelty to Animals (AM)	Remand from District Court (DR)	Driving Under the Influence (DU)	Drugs (DG)
7	Delta	0	6	0	6	0	0	6	0	0	0	3
	Gunnison	0	3	0	1	0	0	0	0	0	0	2
	Hinsdale	0	0	0	0	0	0	0	0	0	0	0
	Montrose	0	6	0	2	0	0	7	0	0	0	2
	Ouray	0	0	0	0	0	0	0	0	0	0	0
	San Miguel	0	1	0	0	0	0	1	0	0	0	0
	Total	0	16	0	9	0	0	14	0	0	0	7
8	Jackson	0	0	0	0	0	0	0	0	0	0	0
	Larimer	3	85	0	4	0	1	27	0	0	7	16
	Total	3	85	0	4	0	1	27	0	0	7	16
9	Garfield	0	15	0	4	0	0	9	0	0	1	8
	Pitkin	1	1	0	0	0	0	3	0	0	0	0
	Rio Blanco	1	0	0	2	0	0	0	0	0	0	2
	Total	2	16	0	6	0	0	12	0	0	1	10
10	Pueblo	0	51	0	17	0	1	12	0	0	0	1
11	Chaffee	2	7	0	0	0	0	0	1	0	0	1
	Custer	0	0	0	0	0	0	0	0	0	0	0
	Fremont	2	26	0	2	0	0	4	0	0	0	1
	Park	0	6	0	0	0	0	0	0	0	0	1
	Total	4	39	0	2	0	0	4	1	0	0	3

**Table 23:
District Court Juvenile Delinquency Filings by Case Type
Fiscal Year 2023**

Judicial District	Court Location	Escape (EC)	Forgery (FG)	Fraud (FD)	Gambling (GM)	Harassment (HR)	Homicide (HM)	Impersonation (IM)	Incest (IC)	Kidnapping (KN)
7	Delta	0	0	0	0	0	0	0	0	0
	Gunnison	0	0	0	0	0	0	0	0	0
	Hinsdale	0	0	0	0	0	0	0	0	0
	Montrose	0	0	0	0	1	0	0	0	0
	Ouray	0	0	0	0	0	0	0	0	0
	San Miguel	0	0	0	0	0	0	0	0	0
	<i>Total</i>		0	0	0	0	1	0	0	0
8	Jackson	0	0	0	0	2	0	0	0	0
	Larimer	0	0	1	0	25	5	3	0	3
	<i>Total</i>	0	0	1	0	27	5	3	0	3
9	Garfield	0	0	0	0	7	0	1	0	0
	Pitkin	0	0	0	0	0	0	0	0	0
	Rio Blanco	0	0	0	0	3	0	0	0	0
	<i>Total</i>	0	0	0	0	10	0	1	0	0
10	Pueblo	1	0	1	0	7	13	0	1	1
11	Chaffee	0	0	0	0	2	1	0	0	0
	Custer	0	0	0	0	0	0	0	0	0
	Fremont	0	0	0	0	6	1	0	0	0
	Park	0	0	0	0	1	0	0	0	0
	<i>Total</i>	0	0	0	0	9	2	0	0	0

**Table 23:
District Court Juvenile Delinquency Filings by Case Type
Fiscal Year 2023**

Judicial District	Court Location	Municipal Charge other than					Possession of Alcohol by Minor (PA)	Prostitution (PS)	Public Peace and Order (PP)
		Menacing (MN)	Curfew (MC)	Other (OT)	Perjury (PJ)	Pornography (PN)			
7	Delta	3	0	4	0	0	0	0	1
	Gunnison	1	0	8	0	0	0	0	1
	Hinsdale	0	0	0	0	0	0	0	0
	Montrose	3	0	6	0	0	0	0	0
	Ouray	0	0	0	0	0	0	0	0
	San Miguel	2	0	0	0	0	0	0	0
	<i>Total</i>	9	0	18	0	0	0	0	2
8	Jackson	0	0	0	0	0	0	0	0
	Larimer	5	0	26	0	0	1	0	33
	<i>Total</i>	5	0	26	0	0	1	0	33
9	Garfield	3	0	4	0	0	0	0	2
	Pitkin	3	0	3	0	0	1	0	1
	Rio Blanco	0	0	1	0	0	0	0	0
	<i>Total</i>	6	0	8	0	0	1	0	3
10	Pueblo	15	0	11	0	0	0	0	0
11	Chaffee	2	0	0	0	0	0	0	0
	Custer	0	0	0	0	0	0	0	0
	Fremont	8	0	5	0	0	0	0	1
	Park	1	0	0	0	0	0	0	0
	<i>Total</i>	11	0	5	0	0	0	0	1

**Table 23:
District Court Juvenile Delinquency Filings by Case Type
Fiscal Year 2023**

Judicial District	Court Location	Sex		Sex Offenses (SX)	Tampering (TM)	Theft (TH)	Trespass (TP)	Vehicular Assault (VA)	Vehicular Homicide (VH)	Weapon (WP)	Total
		Robbery (RB)	Runaway (RW)								
7	Delta	0	0	1	0	3	0	0	0	0	33
	Gunnison	0	0	0	0	4	5	0	0	2	27
	Hinsdale	0	0	0	0	0	0	0	0	0	0
	Montrose	3	0	1	0	4	1	1	0	0	37
	Ouray	0	0	0	0	0	0	0	0	0	0
	San Miguel	0	0	3	0	0	0	0	0	0	7
	Total	3	0	5	0	11	6	1	0	2	104
8	Jackson	0	0	0	0	0	0	0	0	0	2
	Larimer	3	0	20	2	32	11	1	0	9	323
	Total	3	0	20	2	32	11	1	0	9	325
9	Garfield	0	0	5	0	12	2	0	0	1	74
	Pitkin	0	0	0	0	0	0	0	0	0	13
	Rio Blanco	0	0	0	0	1	0	0	0	2	12
	Total	0	0	5	0	13	2	0	0	3	99
10	Pueblo	10	0	8	0	16	4	1	1	25	197
11	Chaffee	0	0	2	0	0	0	0	0	2	20
	Custer	0	0	0	0	0	0	0	0	0	0
	Fremont	0	0	5	0	5	2	0	0	1	69
	Park	0	0	0	0	0	0	0	0	1	10
	Total	0	0	7	0	5	2	0	0	4	99

**Table 23:
District Court Juvenile Delinquency Filings by Case Type
Fiscal Year 2023**

Judicial District	Court Location	Delinquent Case										
		Arson (AR)	Assault (AS)	Bail Violation (BV)	Burglary (BU)	Bribery - Tampering (BR)	Child Abuse (CA)	Criminal Mischief (CM)	Cruelty to Animals (AM)	Remand from District Court (DR)	Driving Under the Influence (DU)	Drugs (DG)
12	Alamosa	0	7	0	0	0	0	1	0	0	2	0
	Conejos	0	4	0	0	0	0	0	0	0	0	0
	Costilla	0	0	0	0	0	0	0	0	0	0	0
	Mineral	0	0	0	0	0	0	0	0	0	0	0
	Rio Grande	0	5	0	3	0	0	0	0	0	0	1
	Saguache	0	1	0	0	0	0	0	0	0	0	0
	<i>Total</i>	<i>0</i>	<i>17</i>	<i>0</i>	<i>3</i>	<i>0</i>	<i>0</i>	<i>1</i>	<i>0</i>	<i>0</i>	<i>2</i>	<i>1</i>
13	Kit Carson	0	2	0	0	0	0	0	0	0	0	2
	Logan	0	5	0	0	0	0	0	1	0	0	0
	Morgan	0	9	0	2	0	0	1	0	0	0	1
	Phillips	0	0	0	0	0	0	0	0	0	0	0
	Sedgwick	0	1	0	0	0	0	0	0	0	0	0
	Washington	4	0	0	0	0	0	1	0	0	0	0
	Yuma	0	1	1	0	0	0	0	0	0	0	0
<i>Total</i>	<i>4</i>	<i>18</i>	<i>1</i>	<i>2</i>	<i>0</i>	<i>0</i>	<i>2</i>	<i>1</i>	<i>0</i>	<i>0</i>	<i>3</i>	
14	Grand	0	0	0	1	0	0	0	0	0	0	0
	Moffat	0	10	0	1	0	0	0	0	0	0	0
	Routt	0	4	0	0	0	0	2	0	0	0	0
	<i>Total</i>	<i>0</i>	<i>14</i>	<i>0</i>	<i>2</i>	<i>0</i>	<i>0</i>	<i>2</i>	<i>0</i>	<i>0</i>	<i>0</i>	<i>0</i>
15	Baca	0	0	0	0	0	0	0	0	0	0	0
	Cheyenne	0	0	0	2	0	0	1	0	0	0	0
	Kiowa	0	0	0	0	0	0	0	0	0	0	0
	Prowers	0	8	0	0	0	0	6	0	0	0	0
	<i>Total</i>	<i>0</i>	<i>8</i>	<i>0</i>	<i>2</i>	<i>0</i>	<i>0</i>	<i>7</i>	<i>0</i>	<i>0</i>	<i>0</i>	<i>0</i>
16	Bent	0	5	0	0	0	0	2	0	0	0	0
	Crowley	0	2	0	1	0	0	0	0	0	0	0
	Otero	0	5	0	1	0	0	1	0	0	0	0
	<i>Total</i>	<i>0</i>	<i>12</i>	<i>0</i>	<i>2</i>	<i>0</i>	<i>0</i>	<i>3</i>	<i>0</i>	<i>0</i>	<i>0</i>	<i>0</i>
17	Adams	5	82	0	22	1	0	17	1	0	0	13
	Broomfield	0	6	0	1	0	0	1	0	0	0	2
	<i>Total</i>	<i>5</i>	<i>88</i>	<i>0</i>	<i>23</i>	<i>1</i>	<i>0</i>	<i>18</i>	<i>1</i>	<i>0</i>	<i>0</i>	<i>15</i>

**Table 23:
District Court Juvenile Delinquency Filings by Case Type
Fiscal Year 2023**

Judicial District	Court Location	Escape (EC)	Forgery (FG)	Fraud (FD)	Gambling (GM)	Harassment (HR)	Homicide (HM)	Impersonation (IM)	Incest (IC)	Kidnapping (KN)
12	Alamosa	0	0	0	0	3	2	1	0	0
	Conejos	0	0	0	0	0	0	0	0	0
	Costilla	0	0	0	0	0	1	0	0	0
	Mineral	0	0	0	0	0	0	0	0	0
	Rio Grande	0	0	0	0	1	2	0	1	0
	Saguache	0	0	0	0	0	0	0	0	0
	<i>Total</i>	<i>0</i>	<i>0</i>	<i>0</i>	<i>0</i>	<i>4</i>	<i>5</i>	<i>1</i>	<i>1</i>	<i>0</i>
13	Kit Carson	0	0	0	0	0	0	0	0	0
	Logan	0	0	0	0	1	1	0	0	0
	Morgan	0	0	0	0	4	1	0	0	0
	Phillips	0	0	0	0	0	0	0	0	0
	Sedgwick	0	0	0	0	1	0	0	0	0
	Washington	0	0	0	0	0	0	0	0	0
	Yuma	0	0	0	0	0	0	0	0	0
<i>Total</i>	<i>0</i>	<i>0</i>	<i>0</i>	<i>0</i>	<i>6</i>	<i>2</i>	<i>0</i>	<i>0</i>	<i>0</i>	
14	Grand	0	0	0	0	0	0	0	0	0
	Moffat	0	0	0	0	0	0	0	0	0
	Routt	0	0	0	0	0	0	0	0	0
	<i>Total</i>	<i>0</i>	<i>0</i>	<i>0</i>	<i>0</i>	<i>0</i>	<i>0</i>	<i>0</i>	<i>0</i>	<i>0</i>
15	Baca	0	0	0	0	2	0	0	0	0
	Cheyenne	0	0	0	0	0	0	0	0	0
	Kiowa	0	0	0	0	0	0	0	0	0
	Prowers	0	0	0	0	2	0	0	0	1
	<i>Total</i>	<i>0</i>	<i>0</i>	<i>0</i>	<i>0</i>	<i>4</i>	<i>0</i>	<i>0</i>	<i>0</i>	<i>1</i>
16	Bent	0	0	0	0	0	0	0	0	0
	Crowley	0	0	0	0	2	0	0	0	0
	Otero	0	0	0	0	7	0	0	0	0
	<i>Total</i>	<i>0</i>	<i>0</i>	<i>0</i>	<i>0</i>	<i>9</i>	<i>0</i>	<i>0</i>	<i>0</i>	<i>0</i>
17	Adams	0	0	0	0	17	21	0	2	1
	Broomfield	0	0	0	0	4	2	0	0	0
	<i>Total</i>	<i>0</i>	<i>0</i>	<i>0</i>	<i>0</i>	<i>21</i>	<i>23</i>	<i>0</i>	<i>2</i>	<i>1</i>

**Table 23:
District Court Juvenile Delinquency Filings by Case Type
Fiscal Year 2023**

Judicial District	Court Location	Municipal Charge other than					Possession of	Prostitution	Public
		Menacing (MN)	Curfew (MC)	Other (OT)	Perjury (PJ)	Pornography (PN)	Alcohol by Minor (PA)	(PS)	Peace and Order (PP)
12	Alamosa	3	0	9	0	0	0	0	0
	Conejos	1	0	0	0	0	0	0	0
	Costilla	0	0	0	0	0	0	0	0
	Mineral	0	0	0	0	0	0	0	0
	Rio Grande	0	0	0	0	0	0	0	1
	Saguache	0	0	0	0	0	0	0	0
	<i>Total</i>	4	0	9	0	0	0	0	1
13	Kit Carson	0	0	0	0	0	0	0	0
	Logan	2	0	1	0	0	0	0	0
	Morgan	3	0	3	0	0	0	0	0
	Phillips	0	0	1	0	0	0	0	0
	Sedgwick	0	0	0	0	0	0	0	1
	Washington	0	0	1	0	0	0	0	0
	Yuma	1	0	3	0	0	0	0	0
<i>Total</i>	6	0	9	0	0	0	0	1	
14	Grand	2	0	0	0	0	0	0	2
	Moffat	0	0	2	0	0	0	0	0
	Routt	0	0	0	0	0	0	0	1
	<i>Total</i>	2	0	2	0	0	0	0	3
15	Baca	0	0	0	0	0	0	0	0
	Cheyenne	0	0	0	0	0	0	0	0
	Kiowa	0	0	0	0	0	0	0	0
	Prowers	4	0	3	0	0	0	0	3
	<i>Total</i>	4	0	3	0	0	0	0	3
16	Bent	0	0	0	0	0	0	0	0
	Crowley	0	0	0	0	0	0	0	0
	Otero	1	0	2	0	0	0	0	1
	<i>Total</i>	1	0	2	0	0	0	0	1
17	Adams	32	0	27	0	0	0	0	17
	Broomfield	1	0	0	0	0	0	0	0
	<i>Total</i>	33	0	27	0	0	0	0	17

**Table 23:
District Court Juvenile Delinquency Filings by Case Type
Fiscal Year 2023**

Judicial District	Court Location	Sex									Total
		Robbery (RB)	Runaway (RW)	Offenses (SX)	Tampering (TM)	Theft (TH)	Trespass (TP)	Vehicular Assault (VA)	Vehicular Homicide (VH)	Weapon (WP)	
12	Alamosa	1	0	3	0	2	0	0	0	3	37
	Conejos	0	0	1	0	1	0	0	0	0	7
	Costilla	0	0	0	0	1	0	0	0	0	2
	Mineral	0	0	0	0	0	0	1	0	0	1
	Rio Grande	0	0	0	0	2	0	0	0	0	16
	Saguache	0	0	3	0	1	0	0	0	1	6
	<i>Total</i>	<i>1</i>	<i>0</i>	<i>7</i>	<i>0</i>	<i>7</i>	<i>0</i>	<i>1</i>	<i>0</i>	<i>4</i>	<i>69</i>
13	Kit Carson	0	0	0	0	1	0	0	0	0	5
	Logan	0	0	1	0	2	2	0	0	1	17
	Morgan	0	0	5	0	3	2	0	0	0	34
	Phillips	0	0	0	0	0	0	0	0	0	1
	Sedgwick	0	0	0	0	0	0	0	0	0	3
	Washington	0	0	0	0	0	0	0	0	0	6
	Yuma	0	0	1	0	1	2	0	0	0	10
<i>Total</i>	<i>0</i>	<i>0</i>	<i>7</i>	<i>0</i>	<i>7</i>	<i>6</i>	<i>0</i>	<i>0</i>	<i>1</i>	<i>76</i>	
14	Grand	0	0	1	0	1	0	0	0	0	7
	Moffat	1	0	6	0	1	0	0	0	1	22
	Routt	0	0	1	0	2	0	0	0	0	10
	<i>Total</i>	<i>1</i>	<i>0</i>	<i>8</i>	<i>0</i>	<i>4</i>	<i>0</i>	<i>0</i>	<i>0</i>	<i>1</i>	<i>39</i>
15	Baca	0	0	0	0	0	0	0	0	0	2
	Cheyenne	0	0	0	0	0	0	0	0	0	3
	Kiowa	0	0	0	0	0	0	0	0	0	0
	Powers	2	0	1	0	2	0	0	0	3	35
	<i>Total</i>	<i>2</i>	<i>0</i>	<i>1</i>	<i>0</i>	<i>2</i>	<i>0</i>	<i>0</i>	<i>0</i>	<i>3</i>	<i>40</i>
16	Bent	0	0	1	0	1	0	0	0	0	9
	Crowley	0	0	0	0	0	0	0	0	0	5
	Otero	0	0	3	0	1	0	0	0	1	23
	<i>Total</i>	<i>0</i>	<i>0</i>	<i>4</i>	<i>0</i>	<i>2</i>	<i>0</i>	<i>0</i>	<i>0</i>	<i>1</i>	<i>37</i>
17	Adams	31	0	39	1	66	20	0	1	56	472
	Broomfield	1	0	6	1	12	0	0	0	2	39
	<i>Total</i>	<i>32</i>	<i>0</i>	<i>45</i>	<i>2</i>	<i>78</i>	<i>20</i>	<i>0</i>	<i>1</i>	<i>58</i>	<i>511</i>

**Table 23:
District Court Juvenile Delinquency Filings by Case Type
Fiscal Year 2023**

Judicial District	Court Location	Delinquent Case Remand from District Court (DR)										
		Arson (AR)	Assault (AS)	Bail Violation (BV)	Burglary (BU)	Bribery - Tampering (BR)	Child Abuse (CA)	Criminal Mischief (CM)	Cruelty to Animals (AM)	Driving Under the Influence (DU)	Drugs (DG)	
18	Arapahoe	1	120	0	50	0	0	20	0	0	0	16
	Douglas	2	88	0	11	0	0	20	0	0	1	120
	Elbert	0	3	0	1	0	0	1	0	0	0	2
	Lincoln	0	0	0	0	0	0	4	0	0	0	1
	Total	3	211	0	62	0	0	45	0	0	1	139
19	Weld	2	142	0	21	1	0	33	2	0	2	23
20	Boulder	5	62	1	14	0	0	19	0	0	0	5
21	Mesa	3	74	0	10	0	1	30	0	0	3	18
22	Dolores	0	3	0	0	0	0	0	0	0	0	1
	Montezuma	0	14	0	3	0	1	20	0	0	0	5
	Total	0	17	0	3	0	1	20	0	0	0	6
State Total		37	1,302	2	291	4	6	382	6	0	19	316
Percent of State Total		1%	22%	0.03%	5%	0.07%	0.10%	6%	0.10%	0.00%	0%	5%

**Table 23:
District Court Juvenile Delinquency Filings by Case Type
Fiscal Year 2023**

Judicial District	Court Location	Escape (EC)	Forgery (FG)	Fraud (FD)	Gambling (GM)	Harassment (HR)	Homicide (HM)	Impersonation (IM)	Incest (IC)	Kidnapping (KN)
18	Arapahoe	1	2	0	0	8	25	0	4	1
	Douglas	0	0	0	0	24	0	0	1	0
	Elbert	0	0	0	0	0	0	0	0	0
	Lincoln	0	0	0	0	1	0	0	0	0
	<i>Total</i>	<i>1</i>	<i>2</i>	<i>0</i>	<i>0</i>	<i>33</i>	<i>25</i>	<i>0</i>	<i>5</i>	<i>1</i>
19	Weld	0	0	0	0	23	6	1	1	1
20	Boulder	2	1	0	0	18	3	0	0	0
21	Mesa	2	1	0	0	12	1	1	0	1
22	Dolores	0	0	0	0	0	0	0	0	0
	Montezuma	0	0	0	0	7	1	0	0	0
	<i>Total</i>	<i>0</i>	<i>0</i>	<i>0</i>	<i>0</i>	<i>7</i>	<i>1</i>	<i>0</i>	<i>0</i>	<i>0</i>
<i>State Total</i>		<i>7</i>	<i>5</i>	<i>2</i>	<i>0</i>	<i>301</i>	<i>150</i>	<i>7</i>	<i>16</i>	<i>20</i>
<i>Percent of State Total</i>		<i>0%</i>	<i>0.08%</i>	<i>0.03%</i>	<i>0.00%</i>	<i>5%</i>	<i>2.55%</i>	<i>0%</i>	<i>0.27%</i>	<i>0.34%</i>

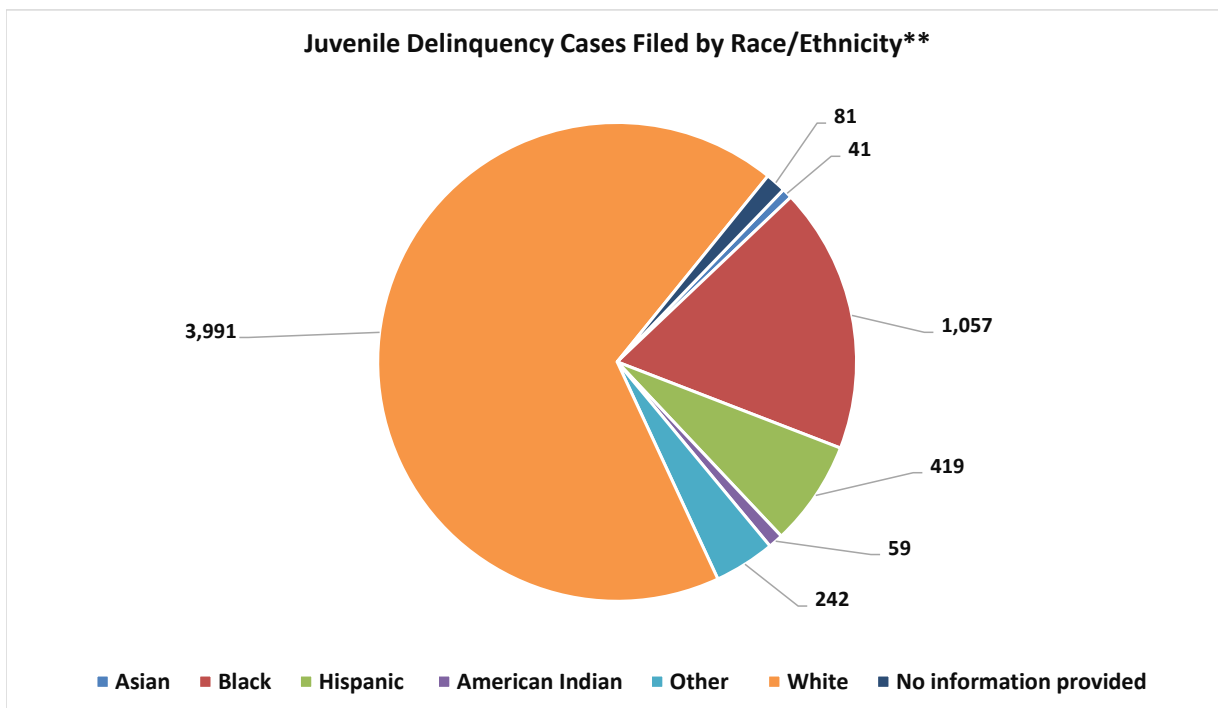
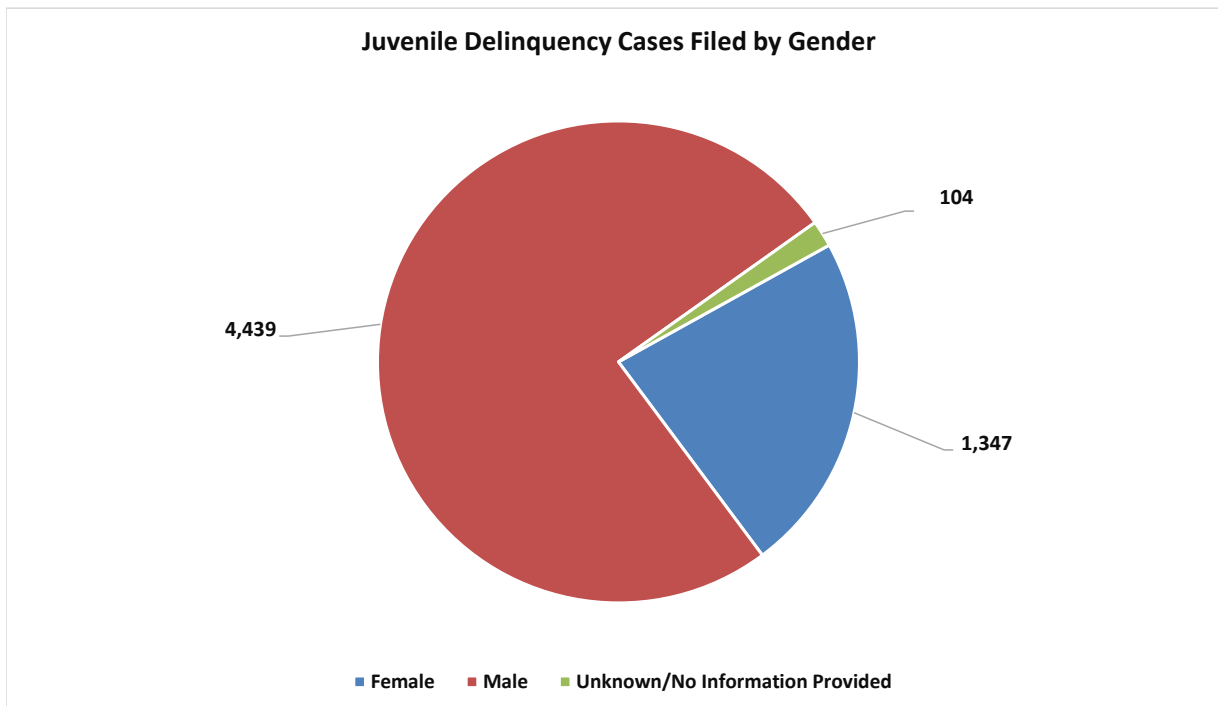
**Table 23:
District Court Juvenile Delinquency Filings by Case Type
Fiscal Year 2023**

Judicial District	Court Location	Municipal Charge other than							Public Peace and Order (PP)
		Menacing (MN)	Curfew (MC)	Other (OT)	Perjury (PJ)	Pornography (PN)	Possession of Alcohol by Minor (PA)	Prostitution (PS)	
18	Arapahoe	20	0	51	0	0	0	0	2
	Douglas	9	0	22	0	0	0	0	31
	Elbert	1	0	2	0	0	0	0	0
	Lincoln	0	0	0	0	0	0	0	0
	<i>Total</i>	<i>30</i>	<i>0</i>	<i>75</i>	<i>0</i>	<i>0</i>	<i>0</i>	<i>0</i>	<i>33</i>
19	Weld	13	0	83	0	0	2	0	0
20	Boulder	14	0	16	0	0	1	0	9
21	Mesa	27	0	27	0	0	1	0	19
	Dolores	1	0	1	0	0	1	0	0
	Montezuma	1	0	20	0	0	5	0	3
	<i>Total</i>	<i>2</i>	<i>0</i>	<i>21</i>	<i>0</i>	<i>0</i>	<i>6</i>	<i>0</i>	<i>3</i>
<i>State Total</i>		<i>314</i>	<i>0</i>	<i>552</i>	<i>0</i>	<i>0</i>	<i>12</i>	<i>0</i>	<i>164</i>
<i>Percent of State Total</i>		<i>5%</i>	<i>0%</i>	<i>9%</i>	<i>0.00%</i>	<i>0.00%</i>	<i>0%</i>	<i>0.00%</i>	<i>3%</i>

**Table 23:
District Court Juvenile Delinquency Filings by Case Type
Fiscal Year 2023**

Judicial District	Court Location	Robbery (RB)	Runaway (RW)	Sex Offenses (SX)	Tampering (TM)	Theft (TH)	Trespass (TP)	Vehicular Assault (VA)	Vehicular Homicide (VH)	Weapon (WP)	Total
18	Arapahoe	78	0	24	4	69	22	4	1	63	586
	Douglas	4	0	17	2	57	1	2	1	12	425
	Elbert	0	0	1	0	2	0	0	0	1	14
	Lincoln	0	0	1	0	0	0	0	0	0	7
	Total	82	0	43	6	128	23	6	2	76	1,032
19	Weld	9	0	30	0	38	18	1	0	41	493
20	Boulder	1	0	26	1	14	16	0	2	12	242
21	Mesa	2	0	7	1	31	10	0	0	12	294
22	Dolores	0	0	1	0	0	0	0	0	0	8
	Montezuma	1	0	3	0	6	4	0	0	3	97
	Total	1	0	4	0	6	4	0	0	3	105
State Total		261	3	348	21	703	185	13	9	432	5,890
Percent of State Total		4%	0.05%	6%	0.36%	12%	3%	0.22%	0.15%	7%	100%

**Chart 23: Juvenile Delinquency New Cases Filed by Gender and Race*
Fiscal Year 2023**



*These numbers may not match the final case class total numbers as case demographic information may be updated after the case class total numbers are finalized.

**Demographic information is received through electronic transfer or paper filings from Law Enforcement and/or the District Attorney. Judicial's case management system currently blends race and ethnicity fields.

**Table 24:
District Court Mental Health Filings by Case Type
Fiscal Year 2023**

Judicial District	Court Location	Involuntary Medication Procedure					
		Alcohol /Drugs (AH)	Emergency Commitment (EM)	Evaluation (EV)	Imposition of Legal Disability (LD)	Involuntary Medication (ID)	(IP)
1	Gilpin	0	0	0	0	0	0
	Jefferson	14	0	28	1	0	0
	<i>Total</i>	14	0	28	1	0	0
2	Denver Probate	66	0	57	2	34	0
3	Huerfano	0	0	0	0	0	0
	Las Animas	0	0	1	1	0	0
	<i>Total</i>	0	0	1	1	0	0
4	El Paso	6	1	14	3	0	0
	Teller	0	0	0	0	0	0
	<i>Total</i>	6	1	14	3	0	0
5	Clear Creek	0	0	0	0	0	0
	Eagle	0	0	0	0	0	0
	Lake	0	0	0	0	0	0
	Summit	0	0	0	0	0	0
	<i>Total</i>	0	0	0	0	0	0
6	Archuleta	0	0	0	0	0	0
	La Plata	2	0	3	0	1	0
	San Juan	0	0	0	0	0	0
	<i>Total</i>	2	0	3	0	1	0
7	Delta	0	0	0	0	0	0
	Gunnison	0	0	1	0	0	0
	Hinsdale	0	0	0	0	0	0
	Montrose	2	0	0	0	0	0
	Ouray	0	0	0	0	0	0
	San Miguel	0	0	0	0	0	0
	<i>Total</i>	2	0	1	0	0	0

**Table 24:
District Court Mental Health Filings by Case Type
Fiscal Year 2023**

Judicial District	Court Location	Long Term Certification (LC)	Long Term Change of Venue (LV)	Other (OT)	Short Term (ST)	Short Term COV (VS)	72 Hour Hold (72)	Total
1	Gilpin	0	0	0	4	0	0	4
	Jefferson	2	3	0	692	0	0	740
	<i>Total</i>	2	3	0	696	0	0	744
2	Denver Probate	38	7	0	1,157	3	4	1,368
3	Huerfano	0	0	0	6	0	0	6
	Las Animas	0	0	0	20	0	1	23
	<i>Total</i>	0	0	0	26	0	1	29
4	El Paso	0	0	0	803	7	0	834
	Teller	0	0	0	15	0	0	15
	<i>Total</i>	0	0	0	818	7	0	849
5	Clear Creek	0	0	0	8	0	0	8
	Eagle	0	0	0	34	0	0	34
	Lake	0	0	0	5	0	4	9
	Summit	0	0	0	21	0	1	22
	<i>Total</i>	0	0	0	68	0	5	73
6	Archuleta	0	0	0	8	0	0	8
	La Plata	1	0	1	50	1	12	71
	San Juan	0	0	0	0	0	0	0
	<i>Total</i>	1	0	1	58	1	12	79
7	Delta	0	0	0	24	0	0	24
	Gunnison	0	0	0	2	0	0	3
	Hinsdale	0	0	0	0	0	0	0
	Montrose	0	0	0	36	0	0	38
	Ouray	0	0	0	1	0	0	1
	San Miguel	0	0	0	1	0	0	1
	<i>Total</i>	0	0	0	64	0	0	67

**Table 24:
District Court Mental Health Filings by Case Type
Fiscal Year 2023**

Judicial District	Court Location	Emergency		Evaluation (EV)	Imposition of Legal Disability (LD)	Involuntary Medication (ID)	Involuntary Medication Procedure (IP)
		Alcohol /Drugs (AH)	Commitment (EM)				
8	Jackson	0	0	0	0	0	0
	Larimer	0	3	5	0	0	0
	<i>Total</i>	<i>0</i>	<i>3</i>	<i>5</i>	<i>0</i>	<i>0</i>	<i>0</i>
9	Garfield	0	0	0	0	0	0
	Pitkin	0	0	0	0	0	0
	Rio Blanco	0	0	0	0	0	0
	<i>Total</i>	<i>0</i>	<i>0</i>	<i>0</i>	<i>0</i>	<i>0</i>	<i>0</i>
10	Pueblo	0	0	50	1	124	0
11	Chaffee	0	0	0	0	0	0
	Custer	0	0	0	0	0	0
	Fremont	0	0	0	0	0	0
	Park	0	0	0	0	0	0
	<i>Total</i>	<i>0</i>	<i>0</i>	<i>0</i>	<i>0</i>	<i>0</i>	<i>0</i>
12	Alamosa	0	0	0	0	0	0
	Conejos	0	0	1	0	0	0
	Costilla	0	0	0	0	0	0
	Mineral	0	0	0	0	0	0
	Rio Grande	0	0	0	0	0	0
	Saguache	0	0	0	0	0	0
	<i>Total</i>	<i>0</i>	<i>0</i>	<i>1</i>	<i>0</i>	<i>0</i>	<i>0</i>
13	Kit Carson	0	0	0	0	0	0
	Logan	0	0	1	0	0	0
	Morgan	0	0	0	0	0	0
	Phillips	0	0	0	0	0	0
	Sedgwick	0	0	0	0	0	0
	Washington	0	0	0	0	0	0
	Yuma	0	0	0	0	0	0
	<i>Total</i>	<i>0</i>	<i>0</i>	<i>1</i>	<i>0</i>	<i>0</i>	<i>0</i>
14	Grand	0	0	0	0	0	0
	Moffat	0	0	0	0	0	0
	Routt	0	0	0	0	0	0
	<i>Total</i>	<i>0</i>	<i>0</i>	<i>0</i>	<i>0</i>	<i>0</i>	<i>0</i>

**Table 24:
District Court Mental Health Filings by Case Type
Fiscal Year 2023**

Judicial District	Court Location	Long Term Certification (LC)	Long Term Change of Venue (LV)	Other (OT)	Short Term (ST)	Short Term COV (VS)	72 Hour Hold (72)	Total
8	Jackson	0	0	0	0	0	0	0
	Larimer	0	0	3	508	1	0	520
	<i>Total</i>	0	0	3	508	1	0	520
9	Garfield	1	0	0	43	0	0	44
	Pitkin	0	0	0	9	0	0	9
	Rio Blanco	0	0	0	0	0	0	0
	<i>Total</i>	1	0	0	52	0	0	53
10	Pueblo	3	4	0	258	2	0	442
	Chaffee	0	0	0	8	0	0	8
11	Custer	0	0	0	3	0	0	3
	Fremont	1	0	0	38	0	0	39
	Park	0	0	0	11	0	0	11
	<i>Total</i>	1	0	0	60	0	0	61
	Alamosa	0	0	0	21	0	44	65
12	Conejos	0	0	0	4	2	9	16
	Costilla	0	0	0	0	0	9	9
	Mineral	0	0	0	0	0	1	1
	Rio Grande	0	0	0	11	0	38	49
	Saguache	0	0	0	4	0	18	22
	<i>Total</i>	0	0	0	40	2	119	162
	Kit Carson	0	0	0	12	0	1	13
13	Logan	0	0	0	18	0	3	22
	Morgan	0	0	0	32	0	5	37
	Phillips	0	0	0	0	0	0	0
	Sedgwick	0	0	0	2	0	2	4
	Washington	0	0	0	2	0	0	2
	Yuma	0	0	0	7	0	2	9
	<i>Total</i>	0	0	0	73	0	13	87
	Grand	0	0	0	11	0	0	11
14	Moffat	0	0	0	3	0	1	4
	Routt	0	0	0	19	0	2	21
	<i>Total</i>	0	0	0	33	0	3	36

**Table 24:
District Court Mental Health Filings by Case Type
Fiscal Year 2023**

Judicial District	Court Location	Alcohol /Drugs (AH)	Emergency Commitment (EM)	Evaluation (EV)	Imposition of Legal Disability (LD)	Involuntary Medication (ID)	Involuntary Medication Procedure (IP)
15	Baca	0	0	0	0	0	0
	Cheyenne	0	0	0	0	0	0
	Kiowa	0	0	0	0	0	0
	Prowers	0	0	0	0	0	0
	<i>Total</i>	<i>0</i>	<i>0</i>	<i>0</i>	<i>0</i>	<i>0</i>	<i>0</i>
16	Bent	0	0	0	0	0	0
	Crowley	0	0	1	0	0	0
	Otero	0	0	2	1	0	0
	<i>Total</i>	<i>0</i>	<i>0</i>	<i>3</i>	<i>1</i>	<i>0</i>	<i>0</i>
17	Adams	2	0	0	1	0	0
	Broomfield	1	0	2	0	0	0
	<i>Total</i>	<i>3</i>	<i>0</i>	<i>2</i>	<i>1</i>	<i>0</i>	<i>0</i>
18	Arapahoe	10	0	22	3	0	0
	Douglas	2	3	5	1	0	0
	Elbert	0	0	0	0	0	0
	Lincoln	0	0	1	0	0	0
	<i>Total</i>	<i>12</i>	<i>3</i>	<i>28</i>	<i>4</i>	<i>0</i>	<i>0</i>
19	Weld	6	0	2	0	0	0
20	Boulder	6	0	44	0	0	0
21	Mesa	6	0	3	1	0	0
22	Dolores	0	0	0	0	0	0
	Montezuma	0	0	0	0	0	0
	<i>Total</i>	<i>0</i>	<i>0</i>	<i>0</i>	<i>0</i>	<i>0</i>	<i>0</i>
<i>State Total</i>		<i>123</i>	<i>7</i>	<i>243</i>	<i>15</i>	<i>159</i>	<i>0</i>
<i>Percent State Total</i>		<i>2%</i>	<i>0%</i>	<i>3%</i>	<i>0%</i>	<i>2%</i>	<i>0%</i>

**Table 24:
District Court Mental Health Filings by Case Type
Fiscal Year 2023**

Judicial District	Court Location	Long Term Certification (LC)	Long Term Change of Venue (LV)	Other (OT)	Short Term (ST)	Short Term COV (VS)	72 Hour Hold (72)	Total
15	Baca	0	0	0	1	0	0	1
	Cheyenne	0	0	0	0	0	0	0
	Kiowa	0	0	0	2	0	0	2
	Prowers	0	0	0	3	0	0	3
	<i>Total</i>	<i>0</i>	<i>0</i>	<i>0</i>	<i>6</i>	<i>0</i>	<i>0</i>	<i>6</i>
16	Bent	0	0	0	3	0	0	3
	Crowley	0	0	0	2	0	0	3
	Otero	0	0	0	13	0	0	16
	<i>Total</i>	<i>0</i>	<i>0</i>	<i>0</i>	<i>18</i>	<i>0</i>	<i>0</i>	<i>22</i>
17	Adams	9	1	0	522	0	0	535
	Broomfield	0	0	0	58	0	0	61
	<i>Total</i>	<i>9</i>	<i>1</i>	<i>0</i>	<i>580</i>	<i>0</i>	<i>0</i>	<i>596</i>
18	Arapahoe	6	8	0	811	1	0	861
	Douglas	4	0	0	273	0	0	288
	Elbert	0	0	0	18	0	1	19
	Lincoln	1	0	0	6	0	0	8
	<i>Total</i>	<i>11</i>	<i>8</i>	<i>0</i>	<i>1,108</i>	<i>1</i>	<i>1</i>	<i>1,176</i>
19	Weld	1	0	2	261	5	0	277
20	Boulder	0	3	0	450	14	0	517
21	Mesa	0	1	0	268	2	0	281
22	Dolores	0	0	0	2	0	0	2
	Montezuma	0	0	0	12	0	0	12
	<i>Total</i>	<i>0</i>	<i>0</i>	<i>0</i>	<i>14</i>	<i>0</i>	<i>0</i>	<i>14</i>
<i>State Total</i>		<i>67</i>	<i>27</i>	<i>6</i>	<i>6,616</i>	<i>38</i>	<i>158</i>	<i>7,459</i>
<i>Percent State Total</i>		<i>1%</i>	<i>0.36%</i>	<i>0.08%</i>	<i>89%</i>	<i>0.51%</i>	<i>2%</i>	<i>100%</i>

**Table 25:
District Court Probate Filings by Case Type
Fiscal Year 2023**

Judicial District	Court Location	Ancillary Proceedings (AC)	Conservatorship/Adult (CN)	Conservator/Guardian-Adult (CG)	Conservatorship/Minor (CY)	Conservatorship/Guardian-Minor (CR)	Disclaimer (DC)	Determination of Heirship (DH)
1	Gilpin	3	0	0	0	0	0	0
	Jefferson	18	26	69	32	6	0	2
	Total	21	26	69	32	6	0	2
2	Denver Probate	12	24	51	29	3	0	3
3	Huerfano	10	0	2	0	0	0	1
	Las Animas	10	0	2	1	2	0	0
	Total	20	0	4	1	2	0	1
4	El Paso	23	36	43	83	5	0	1
	Teller	7	2	1	3	0	0	1
	Total	30	38	44	86	5	0	2
5	Clear Creek	4	0	0	1	0	0	1
	Eagle	22	0	0	1	0	0	2
	Lake	3	0	1	0	1	0	0
	Summit	14	0	1	1	0	0	0
	Total	43	0	2	3	1	0	3
6	Archuleta	13	0	1	1	0	0	0
	La Plata	26	0	1	0	0	0	2
	San Juan	1	0	0	0	0	0	0
	Total	40	0	2	1	0	0	2
7	Delta	3	2	4	3	1	0	0
	Gunnison	13	0	2	0	0	0	1
	Hinsdale	3	0	0	0	0	0	0
	Montrose	6	2	8	4	0	0	2
	Ouray	2	0	0	2	0	0	0
	San Miguel	6	1	0	0	0	0	0
	Total	33	5	14	9	1	0	3

*Single Transaction cases include the approval of personal injury settlements and personal injury settlements by insurance company cases.

**Table 25:
District Court Probate Filings by Case Type
Fiscal Year 2023**

Judicial District	Court Location	Foreign Protective Proceeding	Guardianship/ Adult (GA)	Guardianship/ Minor (GD)	Intestate Formal (IF)	Intestate Informal (II)	Other (OT)	Public Administrator Statement (PX)	Registration of Foreign Order (FO)	Single* Transaction (SN)
		(FP)								
1	Gilpin	0	1	2	1	5	0	0	0	0
	Jefferson	0	72	73	80	346	6	12	1	51
	Total	0	73	75	81	351	6	12	1	51
2	Denver Probate	2	165	91	105	386	6	12	3	86
3	Huerfano	0	1	3	3	14	0	0	0	0
	Las Animas	0	4	3	6	28	0	0	0	0
	Total	0	5	6	9	42	0	0	0	0
4	El Paso	0	165	228	60	402	1	82	3	53
	Teller	0	11	5	5	29	0	0	2	1
	Total	0	176	233	65	431	1	82	5	54
5	Clear Creek	0	1	0	1	9	0	0	0	0
	Eagle	0	5	8	5	32	1	0	0	9
	Lake	0	0	1	2	8	0	0	0	0
	Summit	1	0	3	0	11	0	0	0	8
	Total	1	6	12	8	60	1	0	0	17
6	Archuleta	0	0	9	1	27	0	0	0	0
	La Plata	2	14	15	5	44	1	0	0	9
	San Juan	0	0	0	0	1	0	0	0	0
	Total	2	14	24	6	72	1	0	0	9
7	Delta	0	11	3	10	46	2	0	0	1
	Gunnison	0	1	5	1	12	0	0	0	0
	Hinsdale	0	0	0	0	1	0	0	0	0
	Montrose	1	15	7	7	47	1	0	0	4
	Ouray	0	0	0	0	6	0	0	0	0
	San Miguel	0	0	2	1	9	0	0	0	2
	Total	1	27	17	19	121	3	0	0	7

*Single Transaction cases include the approval of personal injury settlements and personal injury settlements by insurance company cases.

**Table 25:
District Court Probate Filings by Case Type
Fiscal Year 2023**

Judicial District	Court Location	Special Administrator Formal (AF)	Special Administrator Informal (AI)	Testate Formal (TF)	Testate Informal (TI)	Trust (TU)	Trust Registration (TG)	Uniform Veterans Guardianship Act (UV)	Will Transfer (WT)	Total
1	Gilpin	0	0	1	7	0	0	0	0	20
	Jefferson	10	0	161	873	40	65	0	12	1,955
	<i>Total</i>	10	0	162	880	40	65	0	12	1,975
2	Denver Probate	12	0	216	685	58	57	0	7	2,013
3	Huerfano	0	0	0	16	0	0	0	1	51
	Las Animas	0	0	5	28	0	0	0	0	89
	<i>Total</i>	0	0	5	44	0	0	0	1	140
4	El Paso	5	0	91	769	28	66	0	9	2,153
	Teller	1	0	5	35	2	1	0	0	111
	<i>Total</i>	6	0	96	804	30	67	0	9	2,264
5	Clear Creek	0	0	1	21	0	0	0	0	39
	Eagle	0	0	7	38	0	10	0	0	140
	Lake	0	0	0	9	0	0	0	0	25
	Summit	0	0	3	23	1	3	0	0	69
	<i>Total</i>	0	0	11	91	1	13	0	0	273
6	Archuleta	0	0	1	25	0	0	0	0	78
	La Plata	0	0	11	66	4	9	0	0	209
	San Juan	0	0	2	1	0	0	0	0	5
	<i>Total</i>	0	0	14	92	4	9	0	0	292
7	Delta	0	0	12	68	1	4	0	0	171
	Gunnison	0	0	1	21	0	2	0	0	59
	Hinsdale	0	0	0	0	0	0	0	0	4
	Montrose	1	0	9	82	2	9	0	0	207
	Ouray	0	0	1	6	0	0	0	0	17
	San Miguel	0	0	1	7	0	0	0	0	29
<i>Total</i>	1	0	24	184	3	15	0	0	487	

*Single Transaction cases include the approval of personal injury settlements and personal injury settlements by insurance company cases.

**Table 25:
District Court Probate Filings by Case Type
Fiscal Year 2023**

Judicial District	Court Location	Ancillary Proceedings (AC)	Conservatorship/Adult (CN)	Conservatorship/Guardian-Adult (CG)	Conservatorship/Minor (CY)	Conservatorship/Guardian-Minor (CR)	Disclaimer (DC)	Determination of Heirship (DH)
8	Jackson	0	0	0	0	0	0	0
	Larimer	20	8	30	15	5	0	3
	<i>Total</i>	<i>20</i>	<i>8</i>	<i>30</i>	<i>15</i>	<i>5</i>	<i>0</i>	<i>3</i>
9	Garfield	7	1	1	6	0	0	1
	Pitkin	11	0	0	0	0	0	0
	Rio Blanco	1	0	0	0	0	0	1
	<i>Total</i>	<i>19</i>	<i>1</i>	<i>1</i>	<i>6</i>	<i>0</i>	<i>0</i>	<i>2</i>
10	Pueblo	21	7	19	9	0	0	2
11	Chaffee	2	1	2	0	0	0	1
	Custer	6	1	0	0	0	0	0
	Fremont	5	5	2	1	0	0	3
	Park	20	2	0	3	0	0	0
	<i>Total</i>	<i>33</i>	<i>9</i>	<i>4</i>	<i>4</i>	<i>0</i>	<i>0</i>	<i>4</i>
12	Alamosa	6	1	3	0	0	0	1
	Conejos	4	0	1	0	0	0	2
	Costilla	65	0	0	0	0	0	6
	Mineral	2	0	0	0	0	0	0
	Rio Grande	9	0	4	0	0	0	0
	Saguache	5	0	1	0	0	0	2
	<i>Total</i>	<i>91</i>	<i>1</i>	<i>9</i>	<i>0</i>	<i>0</i>	<i>0</i>	<i>11</i>
13	Kit Carson	4	0	2	0	0	0	1
	Logan	4	1	4	0	0	0	2
	Morgan	4	1	5	5	2	0	3
	Phillips	2	0	2	0	1	0	0
	Sedgwick	1	0	0	0	0	0	0
	Washington	4	1	0	0	0	0	4
	Yuma	1	0	0	1	0	0	4
	<i>Total</i>	<i>20</i>	<i>3</i>	<i>13</i>	<i>6</i>	<i>3</i>	<i>0</i>	<i>14</i>
14	Grand	4	1	2	0	0	0	1
	Moffat	7	0	4	0	0	0	7
	Routt	7	0	1	1	0	0	3
	<i>Total</i>	<i>18</i>	<i>1</i>	<i>7</i>	<i>1</i>	<i>0</i>	<i>0</i>	<i>11</i>

*Single Transaction cases include the approval of personal injury settlements and personal injury settlements by insurance company cases.

**Table 25:
District Court Probate Filings by Case Type
Fiscal Year 2023**

Judicial District	Court Location	Foreign Protective			Intestate			Public		
		Proceeding (FP)	Guardianship/ Adult (GA)	Guardianship/ Minor (GD)	Formal (IF)	Informal (II)	Other (OT)	Administrator Statement (PX)	Registration of Foreign Order (FO)	Single* Transaction (SN)
8	Jackson	0	0	0	0	2	0	0	0	0
	Larimer	1	43	16	17	191	3	5	2	40
	Total	1	43	16	17	193	3	5	2	40
9	Garfield	0	4	7	5	36	0	0	0	2
	Pitkin	0	2	1	0	10	0	0	1	0
	Rio Blanco	0	0	0	1	10	1	0	0	0
	Total	0	6	8	6	56	1	0	1	2
10	Pueblo	0	42	74	53	190	0	2	1	28
11	Chaffee	0	1	0	2	16	0	0	0	0
	Custer	0	0	0	1	2	0	0	1	0
	Fremont	0	7	1	11	51	0	0	1	0
	Park	0	1	1	6	46	0	0	0	3
	Total	0	9	2	20	115	0	0	2	3
12	Alamosa	0	8	8	9	20	0	0	0	3
	Conejos	0	1	0	2	13	0	0	0	0
	Costilla	0	5	2	6	30	0	0	0	0
	Mineral	0	0	0	0	3	0	0	0	0
	Rio Grande	0	2	0	3	16	0	0	0	0
	Saguache	0	5	1	4	14	1	0	1	1
Total	0	21	11	24	96	1	0	1	4	
13	Kit Carson	0	3	4	0	8	0	0	0	0
	Logan	0	3	2	6	26	1	0	0	0
	Morgan	0	2	11	2	14	2	0	0	2
	Phillips	0	0	0	0	3	0	0	0	1
	Sedgwick	0	1	0	0	7	0	0	0	0
	Washington	0	1	1	8	3	1	0	0	0
	Yuma	0	2	1	2	13	1	0	0	0
	Total	0	12	19	18	74	5	0	0	3
14	Grand	0	1	0	0	15	0	0	0	0
	Moffat	0	3	1	1	16	0	0	0	1
	Routt	0	5	0	0	21	0	0	0	2
	Total	0	9	1	1	52	0	0	0	3

*Single Transaction cases include the approval of personal injury settlements and personal injury settlements by insurance company cases.

**Table 25:
District Court Probate Filings by Case Type
Fiscal Year 2023**

Judicial District	Court Location	Special Administrator Formal (AF)	Special Administrator Informal (AI)	Testate Formal (TF)	Testate Informal (TI)	Trust (TU)	Trust Registration (TG)	Uniform Veterans Guardianship Act (UV)	Will Transfer (WT)	Total
8	Jackson	0	0	0	3	0	0	0	0	5
	Larimer	3	0	51	480	8	21	0	0	962
	Total	3	0	51	483	8	21	0	0	967
9	Garfield	0	1	8	75	0	9	0	0	163
	Pitkin	0	0	3	30	1	4	0	0	63
	Rio Blanco	0	0	1	14	0	0	0	0	29
	Total	0	1	12	119	1	13	0	0	255
10	Pueblo	1	0	56	250	3	5	0	0	763
11	Chaffee	0	0	5	36	1	1	0	0	68
	Custer	0	0	1	17	0	0	0	0	29
	Fremont	1	0	17	82	0	3	0	1	191
	Park	0	0	3	27	1	1	0	0	114
	Total	1	0	26	162	2	5	0	1	402
12	Alamosa	0	0	6	9	0	1	0	0	75
	Conejos	1	0	2	13	0	0	0	0	39
	Costilla	0	1	6	11	0	0	0	0	132
	Mineral	0	0	0	4	0	1	0	0	10
	Rio Grande	0	0	2	17	0	5	0	0	58
	Saguache	0	0	2	8	0	2	0	0	47
Total	1	1	18	62	0	9	0	0	361	
13	Kit Carson	0	0	1	18	0	0	0	0	41
	Logan	0	0	4	38	1	2	0	0	94
	Morgan	0	0	6	47	0	1	0	0	107
	Phillips	0	0	1	15	0	0	0	0	25
	Sedgwick	0	0	2	3	0	1	0	0	15
	Washington	0	0	3	12	1	1	0	0	40
	Yuma	0	0	6	23	0	3	0	0	57
	Total	0	0	23	156	2	8	0	0	379
14	Grand	0	0	3	20	0	2	0	0	49
	Moffat	0	0	1	21	0	0	0	0	62
	Routt	0	0	2	28	2	2	0	0	74
	Total	0	0	6	69	2	4	0	0	185

*Single Transaction cases include the approval of personal injury settlements and personal injury settlements by insurance company cases.

**Table 25:
District Court Probate Filings by Case Type
Fiscal Year 2023**

Judicial District	Court Location	Ancillary Proceedings (AC)	Conservatorship/Adult (CN)	Conservator/Guardian-Adult (CG)	Conservatorship/Minor (CY)	Conservatorship/Guardian-Minor (CR)	Disclaimer (DC)	Determination of Heirship (DH)
15	Baca	5	1	0	0	0	0	6
	Cheyenne	3	0	0	1	0	0	0
	Kiowa	9	0	0	0	0	0	0
	Prowers	4	1	0	0	0	0	6
	Total	21	2	0	1	0	0	12
16	Bent	2	0	2	0	0	0	3
	Crowley	0	0	0	0	0	0	3
	Otero	3	0	0	1	0	0	7
	Total	5	0	2	1	0	0	13
17	Adams	2	25	51	30	17	0	10
	Broomfield	0	5	8	5	0	0	1
	Total	2	30	59	35	17	0	11
18	Arapahoe	10	28	55	44	10	1	3
	Douglas	1	8	20	30	2	0	0
	Elbert	3	0	1	6	1	0	0
	Lincoln	1	0	1	1	0	0	1
	Total	15	36	77	81	13	1	4
19	Weld	44	11	37	25	6	0	48
20	Boulder	21	20	16	10	0	1	1
21	Mesa	4	15	18	11	0	0	1
22	Dolores	2	0	0	0	0	0	0
	Montezuma	9	2	3	4	3	0	0
	Total	11	2	3	4	3	0	0
State Total		544	239	481	370	65	2	153
Percent of State Total		3%	1%	3%	2%	0.36%	0%	1%

*Single Transaction cases include the approval of personal injury settlements and personal injury settlements by insurance company cases.

**Table 25:
District Court Probate Filings by Case Type
Fiscal Year 2023**

Judicial District	Court Location	Foreign	Intestate			Public		Registration of Foreign Order (FO)	Single* Transaction (SN)	
		Protective Proceeding (FP)	Guardianship/ Adult (GA)	Guardianship/ Minor (GD)	Formal (IF)	Informal (II)	Other (OT)			Administrator Statement (PX)
15	Baca	0	3	0	0	11	0	0	0	
	Cheyenne	0	1	7	0	2	0	0	0	
	Kiowa	0	0	0	0	5	0	0	0	
	Prowers	0	0	7	2	10	0	0	0	
	Total	0	4	14	2	28	0	0	0	
16	Bent	0	0	1	1	13	0	0	0	
	Crowley	0	1	0	0	9	0	0	1	
	Otero	0	10	3	5	29	0	0	4	
	Total	0	11	4	6	51	0	0	5	
17	Adams	0	77	90	58	290	0	17	72	
	Broomfield	0	8	6	3	34	0	1	7	
	Total	0	85	96	61	324	0	18	79	
18	Arapahoe	0	126	154	75	374	1	4	77	
	Douglas	0	53	28	18	121	0	0	30	
	Elbert	0	2	6	8	15	0	0	2	
	Lincoln	0	1	0	1	4	0	0	2	
	Total	0	182	188	102	514	1	4	3	111
19	Weld	0	47	78	36	244	2	1	0	37
20	Boulder	4	58	28	15	154	1	0	1	21
21	Mesa	0	43	69	52	123	1	3	0	8
22	Dolores	0	0	0	0	6	0	0	0	0
	Montezuma	0	8	41	2	37	1	0	0	3
	Total	0	8	41	2	43	1	0	0	3
State Total		11	1,046	1,107	708	3,720	34	139	21	571
Percent of State Total		0.06%	6%	6%	4%	21%	0.19%	1%	0.12%	3%

*Single Transaction cases include the approval of personal injury settlements and personal injury settlements by insurance company cases.

**Table 25:
District Court Probate Filings by Case Type
Fiscal Year 2023**

Judicial District	Court Location	Special Administrator Formal (AF)	Special Administrator Informal (AI)	Testate Formal (TF)	Testate Informal (TI)	Trust (TU)	Trust Registration (TG)	Uniform Veterans Guardianship Act (UV)	Will Transfer (WT)	Total
15	Baca	0	0	0	20	0	0	0	0	46
	Cheyenne	0	0	0	9	0	0	0	0	23
	Kiowa	0	0	1	9	0	0	0	0	24
	Prowers	0	0	1	20	0	2	0	0	53
	Total	0	0	2	58	0	2	0	0	146
16	Bent	0	0	0	7	0	0	0	0	29
	Crowley	0	0	0	5	0	1	0	0	20
	Otero	0	0	2	24	0	0	0	0	88
	Total	0	0	2	36	0	1	0	0	137
17	Adams	11	1	96	396	5	18	0	2	1,269
	Broomfield	1	0	14	78	5	3	0	0	179
	Total	12	1	110	474	10	21	0	2	1,448
18	Arapahoe	4	0	77	733	27	79	0	4	1,889
	Douglas	1	0	42	325	17	31	0	0	727
	Elbert	1	0	7	30	1	2	0	0	85
	Lincoln	1	0	0	12	0	0	0	0	25
	Total	7	0	126	1,100	45	112	0	4	2,726
19	Weld	2	0	58	392	9	12	0	2	1,091
20	Boulder	7	0	61	428	31	44	0	2	924
21	Mesa	2	0	54	224	14	29	0	3	674
22	Dolores	0	0	0	4	0	0	0	0	12
	Montezuma	0	0	4	60	1	4	0	0	182
	Total	0	0	4	64	1	4	0	0	194
State Total		65	3	1,137	6,857	264	516	0	43	18,096
Percent of State Total		0.36%	0.02%	6%	38%	1%	3%	0.00%	0.24%	100%

*Single Transaction cases include the approval of personal injury settlements and personal injury settlements by insurance company cases.

A vibrant rainbow arches across a cloudy sky, framed by green trees in the foreground. The rainbow is the central focus, with its colors clearly visible. The sky is filled with soft, grey clouds, and the trees are lush and green, adding a natural frame to the scene.

Section IV: County Court

County Court Judges

*This list contains the names of Judges that served during FY2023

First Judicial District

Gilpin: David C. Taylor
Jefferson: Bradley A. Burbach
Verna L. Carpenter
Corinne Magid
Sara Garrido
Keith Goman
Jennifer Melton
Graham Peper
Mark M. Randall
Kristen Wheeler
Karolyn (KJ) Moore (retired)

Denver County Court

Nicole Rodarte, Presiding Judge
David Blackett
Kelly Cherry
Andrea Eddy
Beth Faragher
Olympia Fay
Renee Goble
Clarisse M. Gonzales
Kerri Lombardi
Chelsea Malone
Michelle Martinez-Thomas
Isabel Pallares
Andre L. Rudolph
Barry Schwartz
I.L. Shamsid-Deen
Frances Simonet
Judith Smith
Theresa Spahn
James Zobel

Third Judicial District

Huerfano: Dawn Mann
Las Animas: John Mochel

Fourth Judicial District

El Paso: Charlotte Ankeny
Samorreyan Burney
Yolanda Fennick
Shannon Gerhart
Steven Katzman
Dennis McGuire
Cynthia McKedy
Meredith Patrick Cord
D. Denise Peacock
Ann M. Rotolo
Teller: Theresa Kilgore

Fifth Judicial District

Clear Creek: Cynthia Jones
Eagle: Inga Causey
Lake: John Scott
Summit: Edward J. Casias

Sixth Judicial District

Archuleta: Justin Fay
La Plata: Reid Stewart
San Juan: Anthony D. Edwards

Seventh Judicial District

Delta: Bo Zeerip
Gunnison: Ashley M. Burgemeister
Hinsdale: James R. McDonald
Montrose: Laura E.H. Harvell
Montrose: Bennett A. Morris (retired)
Montrose (Nucla): Kurt Beckenhauer
Ouray: Lane P. Thomasson
San Miguel: Sean K. Murphy

Eighth Judicial District

Jackson: Chelsea Rengel
Larimer:
Kraig S. Ecton
Katharine Ellison
Joshua B. Lehman
Thomas L. Lynch
James McDonald
Matthew Zehe
Mary Joan Berenato (retired)

Ninth Judicial District

Garfield: Jonathan B. Pototsky
Angela Roff
Pitkin: Ashley R. Andrews
Rio Blanco: Jay Edwards

Tenth Judicial District

Pueblo: Steve Fieldman
Roberto Silva
Margaret Vellar

Eleventh Judicial District

Chaffee: Diana Bull
Custer: Michael Halpin
Amanda Hunter (appointed to District Court)
Fremont: Alexandra Robak
Park: Brian L. Green

Twelfth Judicial District

Alamosa: Daniel Walzl
Conejos: Jason T. Kelly
Costilla: Tamara Sullivan
Costilla: Kimberly L. Wood (retired)
Mineral: Ruth M. Acheson
Rio Grande: John W. Stenger
Saguache: Craig Schuenemann

Thirteenth Judicial District

Kit Carson: Michael Grinnan
Logan: Ray Ann Brammer
Morgan: Dennis Brandenburg
Phillips: Kimbra Killin
Sedgwick: Myka Landry
Washington: Kelly Hansen
Yuma: Kristei Jones

Fourteenth Judicial District

Grand: Nicholas Catanzarite
Moffat: Brittany A. Schneider
Routt: Erin M. Rowe Wilson

Fifteenth Judicial District

Baca: Lyudmyla Lishchuk
Cheyenne: Deni Eiring
Kiowa: Gary W. Davis
Prowers: Curtis Lane Porter

Sixteenth Judicial District

Bent: Lance P. Clark
Crowley: Jeremy P. Boyce
Otero: Douglas R. Manley
Samuel S. Vigil (appointed to District Court)
Richard Medina (retired)

Seventeenth Judicial District

Courtney L. Dinnel
Martin J. Flaum II
Marques A. Ivey
Madoche Jean
Lara M. Jimenez
Leroy D. Kirby
Joshua T. Nowak
Mariana Vielma
Broomfield: Amanda W. Dewick
Bryon L. Howell (retired)

Eighteenth Judicial District

Arapahoe: Laqunya Baker
Colleen Clark
Chantel E. Contiguglia
Melina Hernandez
Kelly LaFave
Michael Roche
Cheryl Rowles-Stokes
Joshua Williford
Douglas: Lawrence R. Bowling
Kolony Fields
Kelly Waidler
Elbert: Palmer L. Boyette
Lincoln: Truston Lee Fisher

Nineteenth Judicial District

Weld: John J. Briggs
Michele L. Meyer
Dana J. Nichols
Renee Sandoval Doak
Charles S. Unfug (retired)

Twentieth Judicial District

Boulder: David Archuleta
Elizabeth Brodsky
Monica Haenselman
Zachary Malkinson
Kristy Martinez (deceased)
Longmont: Jonathon Martin

Twenty-First Judicial District

Mesa: Michael J. Grattan
Craig P. Henderson
Bruce R. Raam

Twenty-Second Judicial District

Dolores: Matt Margeson
Dolores: Nathaniel Baca (appointed to District Court)
Montezuma: Jennilyn E. Lawrence

County Court

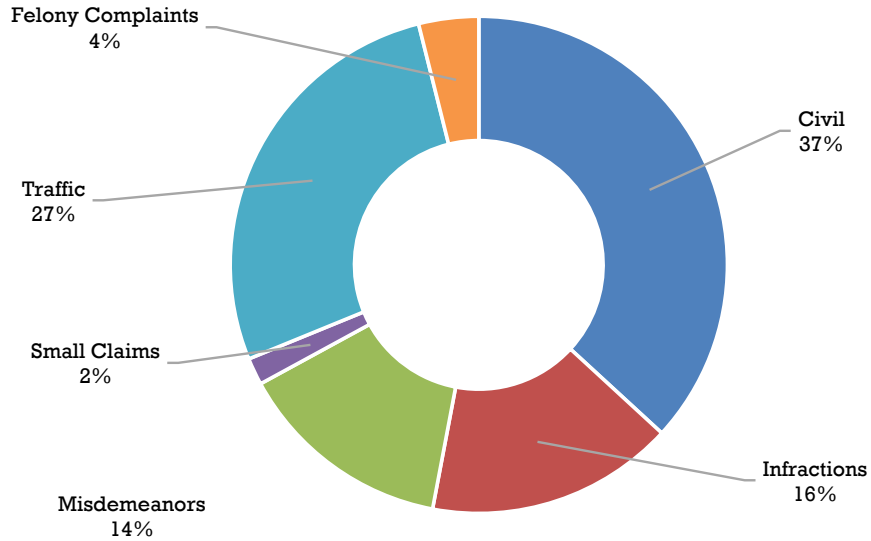
Colorado's county courts serve the citizens of each of the state's 64 counties. Every county has a county court served by one or more judges. County judges handle cases involving serious public safety issues such as misdemeanor cases, felony advisements, setting bonds, and preliminary hearings. County judges also issue search warrants and protection orders in cases involving domestic violence, preside over traffic cases, civil actions involving no more than \$25,000 (increased from \$15,000 on January 1, 2019), and conduct jury trials. Appeals from the county court may be made to the district court.

Small claims courts are divisions of county court. Individuals can argue their own cases and have speedy decisions on civil matters involving no more than \$7,500. Court sessions are held during the day or evening to accommodate the public. There are no jury trials in small claims courts, and magistrates sometimes hear these cases rather than a judge. No plaintiff may file more than two claims per month or eighteen claims per year in small claims court.

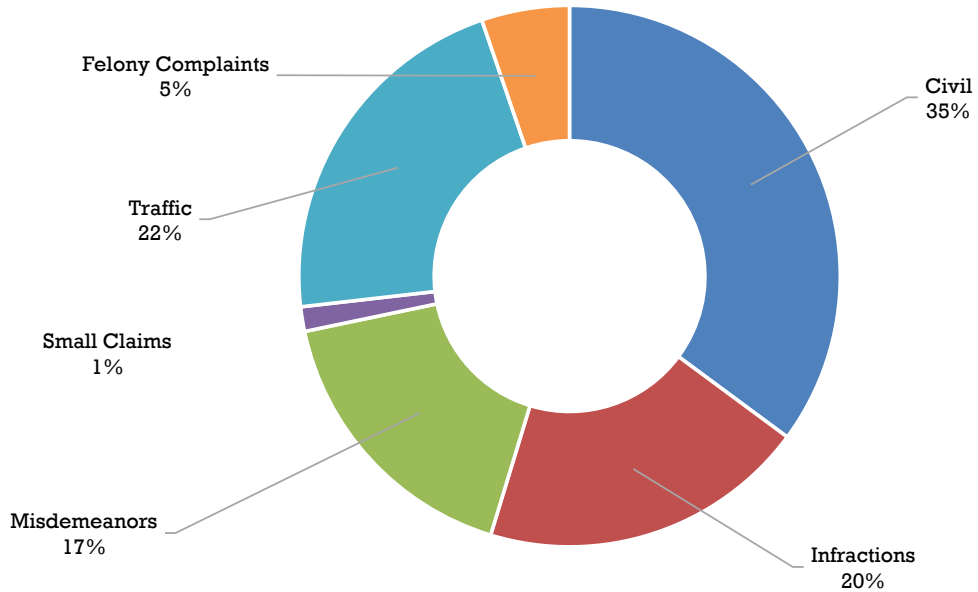
Specific information regarding each county court is available at <http://www.courts.state.co.us/Courts/County/Choose.cfm>.

Chart 3 and Chart 4: County Court Case Filings -- Proportion of Cases by Type Ten Year Comparison

Fiscal Year 2014
Total Number of Filings: 430,397



Fiscal Year 2023
Total Number of Filings: 355,416



**Table 26:
County Court Filings, Terminations and Percent Change
Fiscal Years 2022 and 2023**

Filings Compared to Previous Year			
Case Class	FY22	FY23	Percent Change
Civil	115,147	124,855	8.43%
Infractions	56,992	69,590	22.10%
Misdemeanors	60,331	60,466	0.22%
Small Claims	4,668	5,215	11.72%
Traffic	88,019	76,618	-12.95%
Felony Complaints	18,849	18,672	-0.94%
Total	344,006	355,416	3.32%

Terminations Compared to Previous Year			
Case Class	FY22	FY23	Percent Change
Civil	114,984	125,344	9.01%
Infractions	57,175	68,821	20.37%
Misdemeanors	62,340	62,918	0.93%
Small Claims	4,617	4,893	5.98%
Traffic	96,876	83,616	-13.69%
Felony Complaints	18,849	18,672	-0.94%
Total with Felony Complaints	354,841	364,264	2.66%
Total without Felony Complaints	335,992	345,592	2.86%

**TABLE 26 CHART
FISCAL YEAR 2022 VERSUS FISCAL YEAR 2023**

FY22 FY23

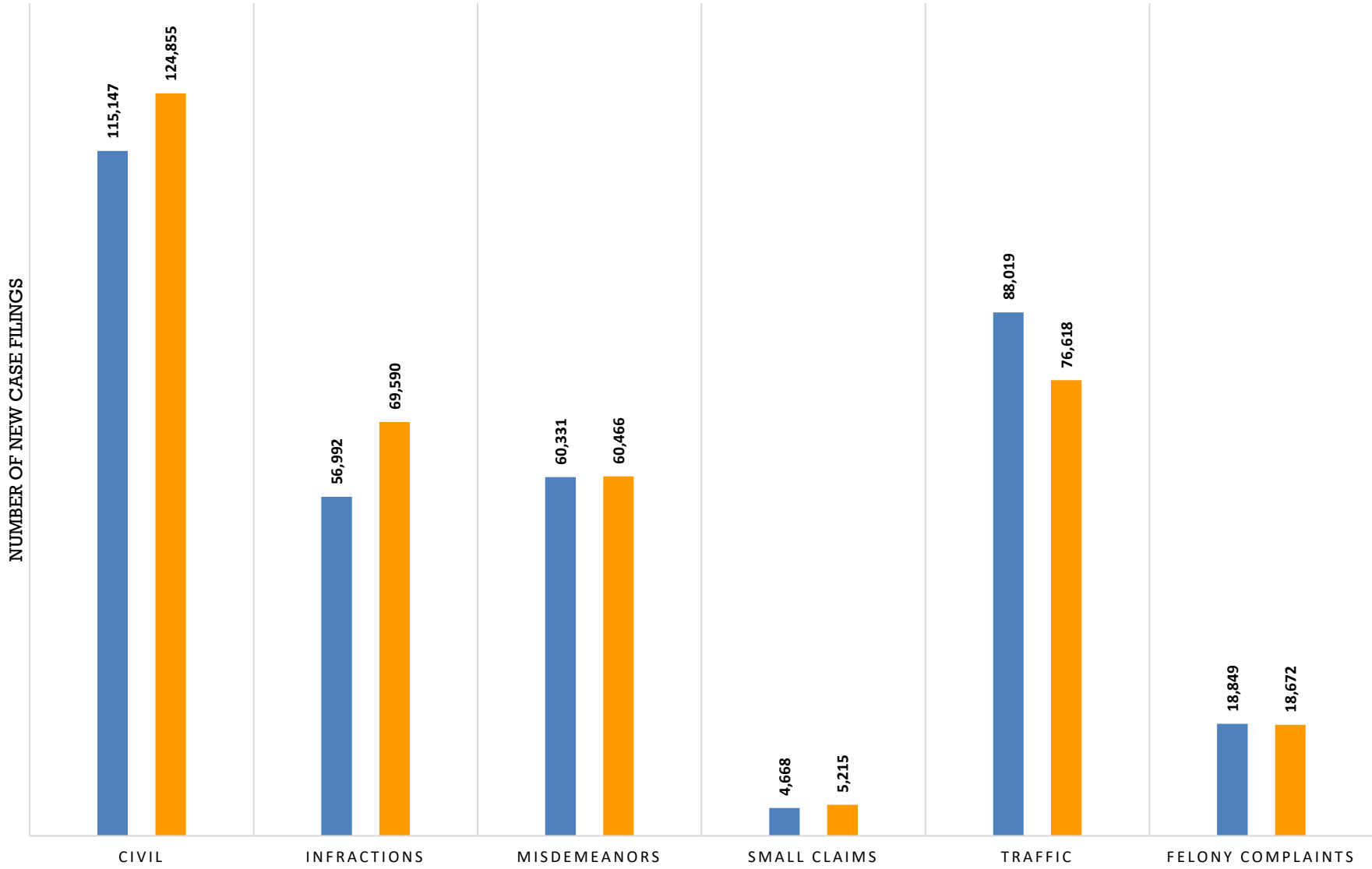


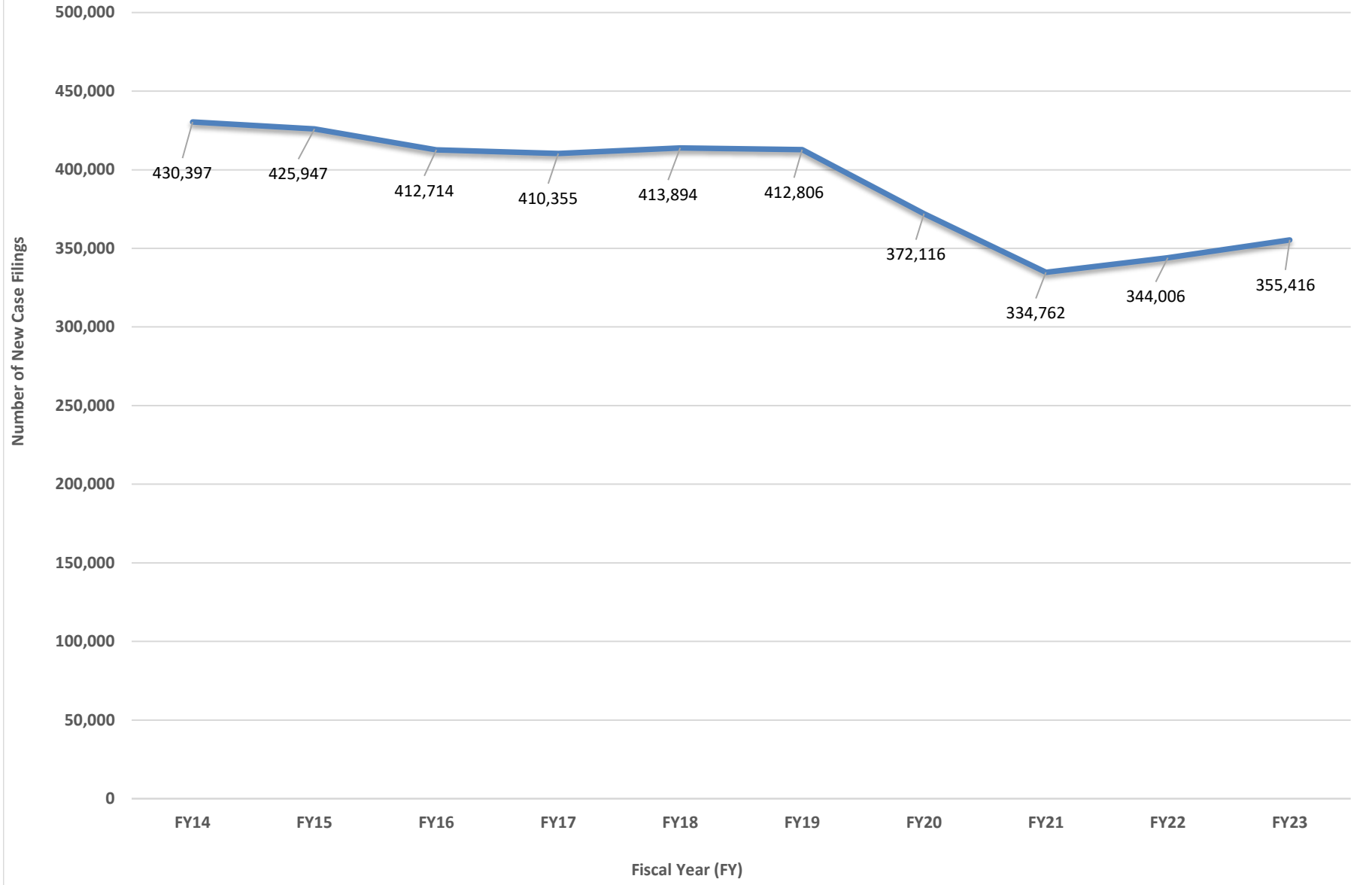
Table 27:
County Court Caseload
Fiscal Year 2014 to Fiscal Year 2023
(Numbers do not include Denver County Court)

Case Class	FY14	FY15	FY16	FY17	FY18	FY19	FY20	FY21	FY22	FY23
CIVIL										
New Cases Filed	158,525	144,868	138,631	140,462	143,591	142,877	118,329	108,339	115,147	124,855
Cases Terminated	132,170	144,018	137,744	138,286	142,319	142,038	117,864	108,363	114,984	125,344
INFRACTIONS										
New Cases Filed	69,515	70,375	69,782	66,561	65,344	65,572	63,572	50,152	56,992	69,590
Cases Terminated	67,854	71,664	70,107	66,823	65,996	65,343	60,317	53,259	57,175	68,821
MISDEMEANORS										
New Cases Filed	60,585	62,131	60,682	61,298	62,589	61,951	61,550	60,490	60,331	60,466
Cases Terminated	57,193	59,852	59,799	59,396	60,748	60,108	50,519	52,188	62,340	62,918
SMALL CLAIMS										
New Cases Filed	7,589	7,404	7,309	7,118	6,990	6,655	5,364	4,561	4,668	5,215
Cases Terminated	6,710	7,245	7,266	6,896	6,713	6,935	5,323	4,871	4,617	4,893
TRAFFIC										
New Cases Filed	117,389	124,922	118,215	115,370	113,865	112,733	104,402	93,678	88,019	76,618
Cases Terminated	114,112	114,989	116,252	114,885	113,648	110,139	91,288	85,597	96,876	83,616
FELONY COMPLAINTS (a)	16,794	16,247	18,095	19,546	21,515	23,018	18,899	17,542	18,849	18,672
TOTAL										
<i>New Cases Filed</i>	430,397	425,947	412,714	410,355	413,894	412,806	372,116	334,762	344,006	355,416
<i>Cases Terminated (b)</i>	378,039	397,768	391,168	386,286	389,424	384,563	325,311	304,278	335,992	345,592

(a) Felony complaints represent the number of criminal cases, docketed as CR, that began in county court. The processing of felony cases varies between court locations. The counties processing CR cases hear advisements. Some counties do preliminary hearings in county court before moving the case to district court for completion of the felony process. The case can also be reduced to a misdemeanor and remain in county court or district court.

(b) Does not include felony complaints.

Table 27 Chart
County Court New Case Filings
Fiscal Years 2014 through 2023



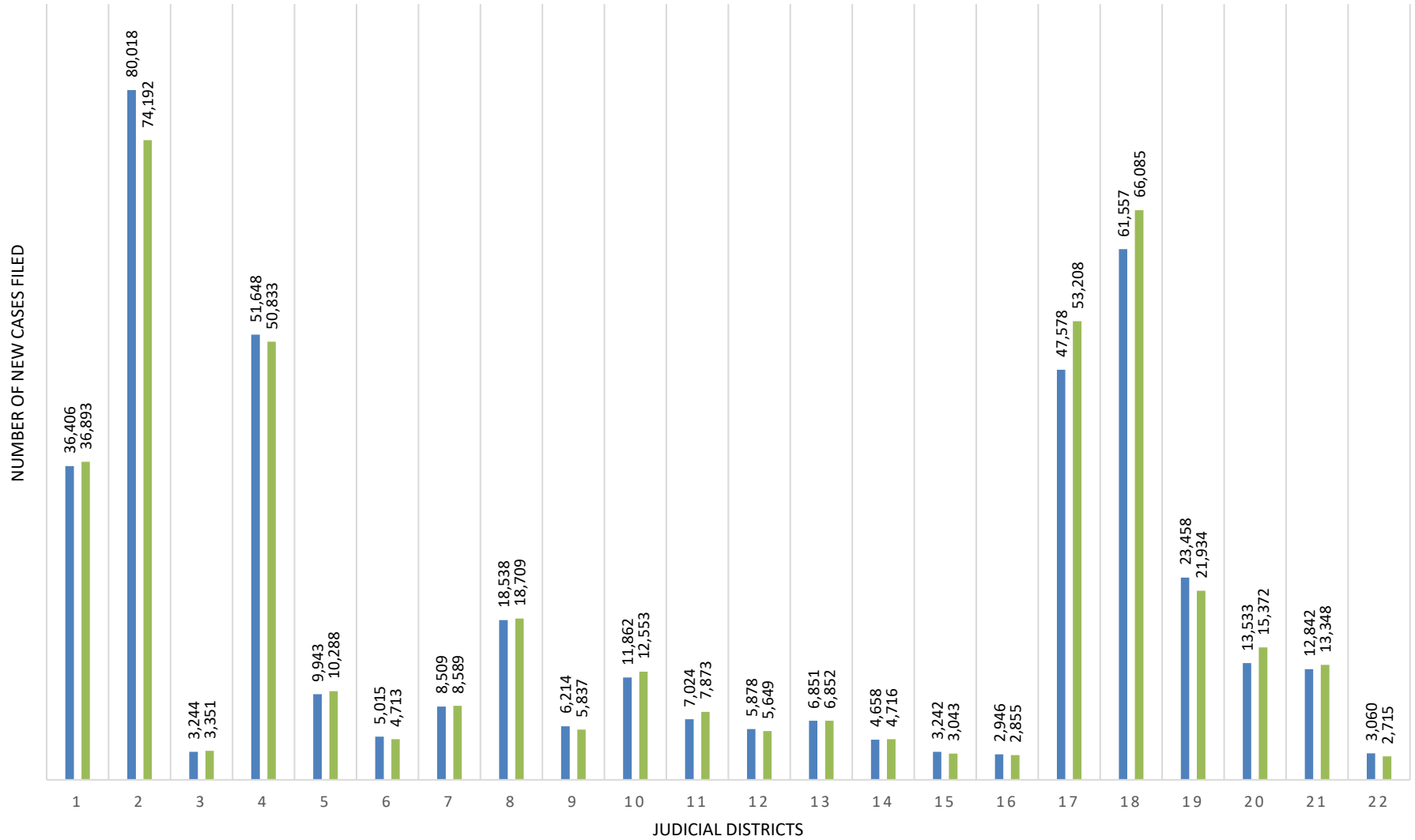
**Table 28:
County Court Filings, Terminations and Percent Change
Fiscal Year 2022 and Fiscal Year 2023**

Judicial District	Filings			Terminations ^(a)		
	FY22	FY23	Percent Change	FY22	FY23	Percent Change
1	36,406	36,893	1.34%	33,088	35,273	6.60%
2	80,018	74,192	-7.28%	n/a	n/a	n/a
3	3,244	3,351	3.30%	3,051	3,103	1.70%
4	51,648	50,833	-1.58%	58,679	52,500	-10.53%
5	9,943	10,288	3.47%	8,978	9,020	0.47%
6	5,015	4,713	-6.02%	4,672	4,741	1.48%
7	8,509	8,589	0.94%	7,803	7,670	-1.70%
8	18,538	18,709	0.92%	19,058	18,232	-4.33%
9	6,214	5,837	-6.07%	6,102	5,894	-3.41%
10	11,862	12,553	5.83%	12,171	13,228	8.68%
11	7,024	7,873	12.09%	6,772	7,493	10.65%
12	5,878	5,649	-3.90%	5,278	5,022	-4.85%
13	6,851	6,852	0.01%	6,335	7,117	12.34%
14	4,658	4,716	1.25%	4,098	4,337	5.83%
15	3,242	3,043	-6.14%	3,019	2,963	-1.85%
16	2,946	2,855	-3.09%	3,240	2,946	-9.07%
17	47,578	53,208	11.83%	44,877	51,827	15.49%
18	61,557	66,085	7.36%	56,039	62,547	11.61%
19	23,458	21,934	-6.50%	24,563	22,029	-10.32%
20	13,533	15,372	13.59%	11,919	13,077	9.72%
21	12,842	13,348	3.94%	13,512	14,050	3.98%
22	3,060	2,715	-11.27%	2,738	2,523	-7.85%
State Total Without Denver County Court^(a)	344,006	355,416	3.32%	335,992	345,592	2.86%
State Total	424,024	429,608	1.32%	n/a	n/a	n/a

(a) Does not include felony complaints.

**TABLE 28 CHART
COUNTY COURT- NEW CASE FILINGS BY JUDICIAL DISTRICT
FY2022 VERSUS FY2023**

■ FY22 ■ FY23



**Table 29:
County Court Filings and Terminations
Fiscal Year 2023**

Judicial District	Court Location	Civil		Felony		Misdemeanor		Infractions		Small Claims		Traffic		Total	
		Filings	Term.	Filings	Term.	Filings	Term.	Filings	Term.	Filings	Term.	Filings	Term.	Filings	Term. ^(c)
1	Gilpin	100	101	167	167	613	582	238	242	4	4	349	390	1,471	1,319
	Jefferson	12,891	12,875	2,875	2,875	6,281	6,565	5,758	5,467	535	465	7,082	8,582	35,422	33,954
	Total	12,991	12,976	3,042	3,042	6,894	7,147	5,996	5,709	539	469	7,431	8,972	36,893	35,273
2	Denver ^(a)	24,342	n/a ^(b)	8,046	n/a ^(b)	7,766	n/a ^(b)	n/a ^(c)	n/a ^(b)	737	n/a ^(b)	33,301	n/a ^(b)	74,192	n/a ^(b)
3	Huerfano	134	143	26	26	154	136	599	556	10	10	256	245	1,179	1,090
	Las Animas	302	310	13	13	321	259	1,035	986	27	19	474	439	2,172	2,013
	Total	436	453	39	39	475	395	1,634	1,542	37	29	730	684	3,351	3,103
4	El Paso	20,376	20,455	912	912	7,786	8,652	8,095	8,181	870	810	10,908	12,656	48,947	50,754
	Teller	411	342	47	47	422	386	355	353	19	12	632	653	1,886	1,746
	Total	20,787	20,797	959	959	8,208	9,038	8,450	8,534	889	822	11,540	13,309	50,833	52,500
5	Clear Creek	159	164	142	142	242	212	422	424	15	16	783	584	1,763	1,400
	Eagle	417	382	341	341	733	625	1,535	1,441	87	81	1,386	1,258	4,499	3,787
	Eagle-Basalt	22	23	0	0	66	59	48	46	4	4	93	94	233	226
	Lake	170	171	57	57	137	140	177	153	15	15	170	168	726	647
	Summit	257	273	234	234	577	608	867	868	53	51	1,079	1,160	3,067	2,960
	Total	1,025	1,013	774	774	1,755	1,644	3,049	2,932	174	167	3,511	3,264	10,288	9,020
6	Archuleta	239	245	88	88	237	262	360	363	23	23	210	238	1,157	1,131
	La Plata	799	863	53	53	884	874	683	702	79	71	979	1,023	3,477	3,533
	San Juan	9	8	1	1	7	13	34	26	2	2	26	28	79	77
	Total	1,047	1,116	142	142	1,128	1,149	1,077	1,091	104	96	1,215	1,289	4,713	4,741
7	Delta	686	694	248	248	643	602	513	480	41	40	540	572	2,671	2,388
	Gunnison	231	206	97	97	279	268	256	254	22	19	227	219	1,112	966
	Hinsdale	6	5	3	3	21	19	24	25	1	1	28	24	83	74
	Montrose	845	840	331	331	949	877	735	708	64	60	741	714	3,665	3,199
	Montrose-Nucla	43	42	36	36	48	43	15	18	1	3	30	49	173	155
	Ouray	58	45	15	15	65	67	194	216	8	10	83	117	423	455
	San Miguel	58	56	64	64	138	162	66	65	11	12	125	138	462	433
	Total	1,927	1,888	794	794	2,143	2,038	1,803	1,766	148	145	1,774	1,833	8,589	7,670

(a) Termination numbers are not available.
(b) Denver County Traffic and Infractions are combined.
(c) Termination totals do not include Felony Complaints.

**Table 29:
County Court Filings and Terminations
Fiscal Year 2023**

Judicial District	Court Location	Civil		Felony		Misdemeanor		Infractions		Small Claims		Traffic		Total	
		Filings	Term.	Filings	Term.	Filings	Term.	Filings	Term.	Filings	Term.	Filings	Term.	Filings	Term. ^(c)
8	Jackson	23	17	1	1	33	33	22	22	3	3	43	48	125	123
	Larimer	5,184	5,297	134	134	3,547	3,390	2,879	2,760	312	302	2,397	2,339	14,453	14,088
	Larimer-Loveland	1,159	1,111	0	0	1,567	1,518	6	6	0	0	1,399	1,386	4,131	4,021
	Total	6,366	6,425	135	135	5,147	4,941	2,907	2,788	315	305	3,839	3,773	18,709	18,232
9	Garfield	494	511	60	60	442	553	468	442	61	47	656	639	2,181	2,192
	Garfield-Rifle	603	627	57	57	607	593	428	410	27	22	572	612	2,294	2,264
	Pitkin	139	130	11	11	212	224	224	230	23	27	291	333	900	944
	Rio Blanco-Meeker	67	67	6	6	40	47	134	139	6	7	62	73	315	333
	Rio Blanco-Rangely	34	32	0	0	35	38	33	32	7	6	38	53	147	161
	Total	1,337	1,367	134	134	1,336	1,455	1,287	1,253	124	109	1,619	1,710	5,837	5,894
10	Pueblo	5,458	5,502	160	160	2,438	2,506	2,082	2,077	180	168	2,235	2,975	12,553	13,228
11	Chaffee	289	269	10	10	518	611	669	626	33	29	418	460	1,937	1,995
	Custer	67	71	1	1	40	43	104	95	5	3	132	129	349	341
	Fremont	994	1,016	458	458	741	739	968	978	77	62	883	863	4,121	3,658
	Park	239	251	14	14	210	232	534	523	18	18	451	475	1,466	1,499
	Total	1,589	1,607	483	483	1,509	1,625	2,275	2,222	133	112	1,884	1,927	7,873	7,493
12	Alamosa	508	546	246	246	439	414	533	526	21	26	462	491	2,209	2,003
	Conejos	165	182	71	71	130	108	87	84	7	8	90	88	550	470
	Costilla	113	111	71	71	113	97	153	167	9	7	171	155	630	537
	Mineral	6	3	5	5	12	9	203	195	0	0	68	70	294	277
	Rio Grande	287	294	71	71	272	233	357	335	6	6	299	259	1,292	1,127
	Saguache	120	122	48	48	98	82	205	208	18	15	185	181	674	608
	Total	1,199	1,258	512	512	1,064	943	1,538	1,515	61	62	1,275	1,244	5,649	5,022
13	Kit Carson	121	114	14	14	157	145	356	340	13	11	246	264	907	874
	Logan	367	371	24	24	265	351	549	528	25	28	412	608	1,642	1,886
	Morgan	670	650	31	31	576	580	817	851	25	27	692	731	2,811	2,839
	Phillips	51	52	7	7	23	28	31	36	5	6	33	40	150	162
	Sedgwick	48	48	1	1	27	30	78	84	6	6	33	29	193	197
	Washington	82	87	2	2	47	55	233	234	2	1	132	136	498	513
	Yuma	137	145	9	9	93	103	216	224	9	11	187	163	651	646
	Total	1,476	1,467	88	88	1,188	1,292	2,280	2,297	85	90	1,735	1,971	6,852	7,117
14	Grand	125	120	127	127	278	290	408	428	15	18	409	471	1,362	1,327
	Moffat	276	273	251	251	411	400	382	377	15	12	327	383	1,662	1,445
	Routt	276	272	155	155	411	423	379	372	32	34	439	464	1,692	1,565
	Total	677	665	533	533	1,100	1,113	1,169	1,177	62	64	1,175	1,318	4,716	4,337

(a) Termination numbers are not available.
(b) Denver County Traffic and Infractions are combined.
(c) Termination totals do not include Felony Complaints.

**Table 29:
County Court Filings and Terminations
Fiscal Year 2023**

Judicial District	Court Location	Civil		Felony		Misdemeanor		Infractions		Small Claims		Traffic		Total	
		Filings	Term.	Filings	Term.	Filings	Term.	Filings	Term.	Filings	Term.	Filings	Term.	Filings	Term. ^(c)
15	Baca	54	58	0	0	66	58	106	100	2	1	116	95	344	312
	Cheyenne	20	29	1	1	10	9	263	257	6	7	70	71	370	373
	Kiowa	21	22	0	0	15	17	163	177	1	1	70	74	270	291
	Prowers	272	286	15	15	355	380	641	642	21	21	755	658	2,059	1,987
	Total	367	395	16	16	446	464	1,173	1,176	30	30	1,011	898	3,043	2,963
16	Bent	134	110	4	4	76	84	365	339	7	6	151	131	737	670
	Crowley	78	85	5	5	74	73	90	95	4	4	112	140	363	397
	Otero	565	584	19	19	378	443	400	412	21	15	372	425	1,755	1,879
	Total	777	779	28	28	528	600	855	846	32	25	635	696	2,855	2,946
17	Adams	19,423	19,753	3,614	3,614	5,226	6,141	9,331	9,195	478	460	10,390	11,909	48,462	47,458
	Broomfield	1,415	1,401	558	558	788	848	1,006	992	56	56	923	1,072	4,746	4,369
	Total	20,838	21,154	4,172	4,172	6,014	6,989	10,337	10,187	534	516	11,313	12,981	53,208	51,827
18	Arapahoe-Centennial	1,173	1,153	2,936	2,936	4,447	4,902	5,636	5,719	0	1	6,747	7,076	20,939	18,851
	Arapahoe-Littleton	20,833	20,926	0	0	0	4	0	0	676	641	0	10	21,509	21,581
	Douglas	5,307	5,277	1,131	1,131	2,999	2,939	5,544	5,693	277	248	5,142	4,967	20,400	19,124
	Elbert	318	333	65	65	150	143	939	913	24	23	484	469	1,980	1,881
	Lincoln	160	149	93	93	122	137	429	427	11	10	442	387	1,257	1,110
Total	27,791	27,838	4,225	4,225	7,718	8,125	12,548	12,752	988	923	12,815	12,909	66,085	62,547	
19	Weld	8,953	8,976	136	136	3,584	3,448	4,312	4,148	305	331	4,644	5,126	21,934	22,029
20	Boulder	3,499	3,448	1,936	1,936	2,201	2,070	1,231	1,191	268	241	1,829	1,907	10,964	8,857
	Boulder-Longmont	1,310	1,299	0	0	1,134	1,048	808	780	1	1	1,155	1,092	4,408	4,220
	Total	4,809	4,747	1,936	1,936	3,335	3,118	2,039	1,971	269	242	2,984	2,999	15,372	13,077
21	Mesa	4,400	4,317	142	142	3,750	4,233	2,211	2,241	163	144	2,682	3,115	13,348	14,050
22	Dolores	32	33	4	4	36	30	122	130	0	0	48	40	242	233
	Montezuma	573	571	218	218	670	625	446	467	43	44	523	583	2,473	2,290
	Total	605	604	222	222	706	655	568	597	43	44	571	623	2,715	2,523
State Total Without Denver County Court		124,855	125,344	18,672	18,672	60,466	62,918	69,590	68,821	5,215	4,893	76,618	83,616	355,416	345,592
State Total With Denver County Court		149,197	n/a^(a)	26,718	n/a^(a)	68,232	n/a^(a)	n/a^(a)	n/a^(b)	5,952	n/a^(a)	109,919	n/a^(b)	429,608	n/a^(a)

(a) Termination numbers are not available.
(b) Denver County Traffic and Infractions are combined.
(c) Termination totals do not include Felony Complaints.

**Table 30:
Court and Jury Trials for County Court
Fiscal Year 2023**

Judicial District	Court Location	Civil		Misdemeanor		Small Claims	Traffic		Infractions	Total*	
		Court Trials	Jury Trials	Court Trials	Jury Trials	Court Trials	Court Trials	Jury Trials	Final Hearings	Court Trials	Jury Trials
1	Gilpin	3	0	0	4	1	0	2	1	4	6
	Jefferson	54	1	7	83	116	6	73	73	183	157
	Total	57	1	7	87	117	6	75	74	187	163
3	Huerfano	0	0	1	1	3	0	0	0	4	1
	Las Animas	3	1	1	3	10	1	0	1	15	4
	Total	3	1	2	4	13	1	0	1	19	5
4	El Paso	21	0	1	115	254	1	87	22	277	202
	Teller	9	0	0	16	9	2	8	4	20	24
	Total	30	0	1	131	263	3	95	26	297	226
5	Clear Creek	1	0	0	3	0	0	0	5	1	3
	Eagle	3	0	4	7	50	9	6	6	66	13
	Eagle--Basalt	0	0	0	0	0	0	0	1	0	0
	Lake	0	0	0	3	5	0	0	0	5	3
	Summit	4	0	0	5	11	2	1	8	17	6
Total	8	0	4	18	66	11	7	20	89	25	
6	Archuleta	0	0	0	1	11	0	1	10	11	2
	La Plata	4	0	0	6	16	0	5	29	20	11
	San Juan	0	0	0	0	1	0	0	1	1	0
	Total	4	0	0	7	28	0	6	40	32	13
7	Delta	11	0	0	5	22	1	1	5	34	6
	Gunnison	8	0	1	0	10	0	0	18	19	0
	Hinsdale	0	0	0	0	0	0	0	0	0	0
	Montrose	48	0	2	0	46	1	1	30	97	1
	Montrose-Nucla	3	0	0	2	0	0	0	1	3	2
	Ouray	1	0	0	0	4	0	0	4	5	0
	San Miguel	2	0	0	0	5	0	0	1	7	0
Total	73	0	3	7	87	2	2	59	165	9	
8	Jackson	1	0	0	0	3	0	0	0	4	0
	Larimer	5	0	2	13	115	1	7	26	123	20
	Larimer-Loveland	3	0	0	5	0	0	4	0	3	9
	Total	9	0	2	18	118	1	11	26	130	29

*Does not include Infractions Final Hearings.

**Table 30:
Court and Jury Trials for County Court
Fiscal Year 2023**

Judicial District	Court Location	Civil		Misdemeanor		Small Claims	Traffic		Infractions	Total*	
		Court Trials	Jury Trials	Court Trials	Jury Trials	Court Trials	Court Trials	Jury Trials	Final Hearings	Court Trials	Jury Trials
9	Garfield	9	0	0	9	31	0	4	6	40	13
	Garfield-Rifle	4	1	2	9	5	0	2	1	11	12
	Pitkin	6	0	2	3	15	1	6	1	24	9
	Rio Blanco-Meeker	0	0	0	0	1	0	0	0	1	0
	Rio Blanco-Rangely	0	0	0	0	3	0	0	0	3	0
	Total	19	1	4	21	55	1	12	8	79	34
10	Pueblo	75	0	0	33	63	1	13	13	139	46
11	Chaffee	4	0	0	6	7	1	4	2	12	10
	Custer	0	0	0	0	0	0	0	2	0	0
	Fremont	9	0	0	7	10	0	0	19	19	7
	Park	12	0	2	6	6	0	3	14	20	9
		Total	25	0	2	19	23	1	7	37	51
12	Alamosa	16	0	0	3	3	0	1	1	19	4
	Conejos	2	0	0	1	6	0	0	1	8	1
	Costilla	1	0	1	0	1	0	0	0	3	0
	Mineral	0	0	0	0	0	0	0	2	0	0
	Rio Grande	4	0	0	3	5	0	0	0	9	3
	Saguache	0	0	1	0	3	0	0	1	4	0
	Total	23	0	2	7	18	0	1	5	43	8
13	Kit Carson	0	0	0	0	5	0	0	1	5	0
	Logan	9	0	0	1	17	0	1	0	26	2
	Morgan	1	0	0	3	10	0	2	21	11	5
	Phillips	1	0	0	0	4	0	0	0	5	0
	Sedgwick	0	0	0	0	5	0	0	0	5	0
	Washington	0	0	0	0	0	0	0	0	0	0
	Yuma	3	0	0	0	9	0	0	2	12	0
		Total	14	0	0	4	50	0	3	24	64
14	Grand	1	0	3	2	10	1	1	7	15	3
	Moffat	0	0	0	7	9	0	1	9	9	8
	Routt	6	0	1	3	20	0	1	3	27	4
		Total	7	0	4	12	39	1	3	19	51

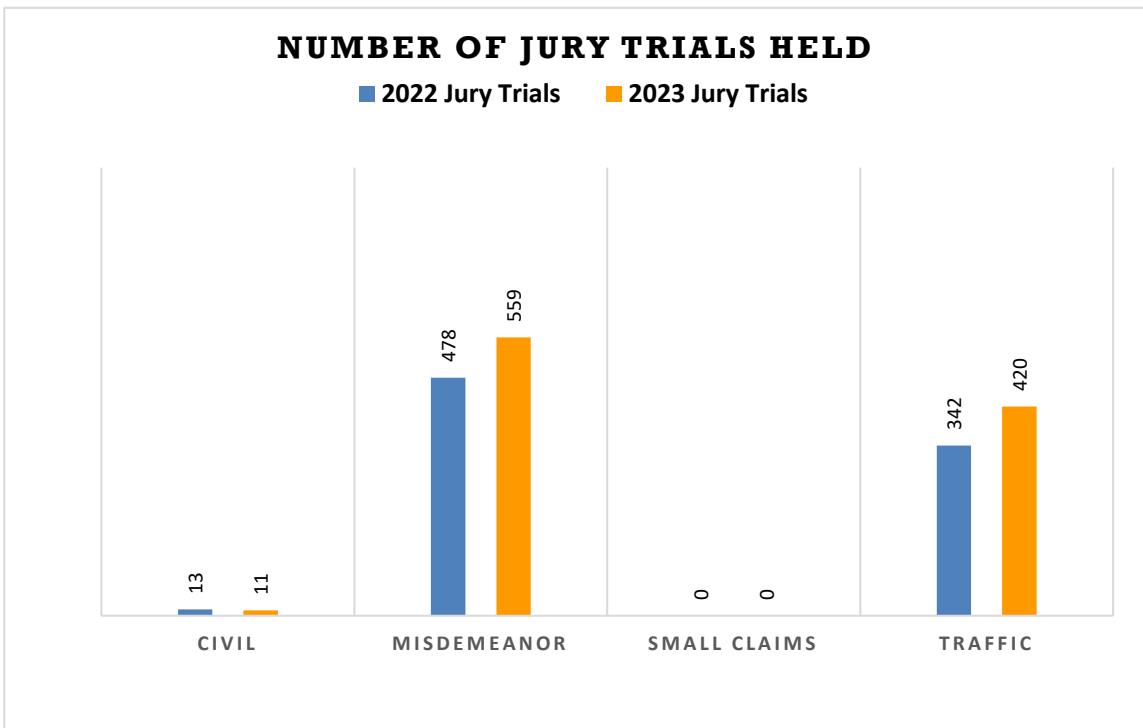
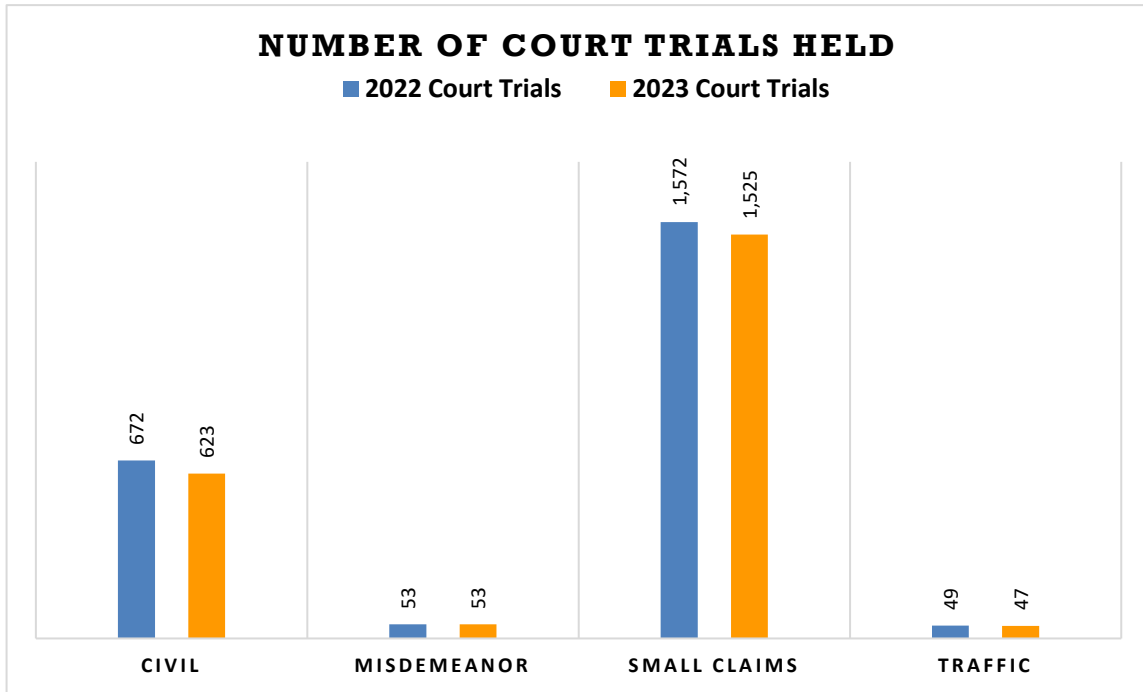
*Does not include Infractions Final Hearings.

**Table 30:
Court and Jury Trials for County Court
Fiscal Year 2023**

Judicial District	Court Location	Civil		Misdemeanor		Small Claims Court Trials	Traffic		Infractions Final Hearings	Total*	
		Court Trials	Jury Trials	Court Trials	Jury Trials		Court Trials	Jury Trials		Court Trials	Jury Trials
15	Baca	0	0	0	3	0	0	1	1	0	4
	Cheyenne	0	0	0	0	2	2	0	1	4	0
	Kiowa	0	0	0	0	0	0	0	5	0	0
	Prowers	0	0	1	1	14	1	0	2	16	1
	Total	0	0	1	4	16	3	1	9	20	5
16	Bent	0	0	1	1	1	0	0	2	2	1
	Crowley	2	0	0	0	1	0	1	0	3	1
	Otero	3	0	0	2	6	3	0	5	12	2
	Total	5	0	1	3	8	3	1	7	17	4
17	Adams	91	0	1	40	124	0	66	31	216	106
	Broomfield	3	0	0	6	17	0	1	1	20	7
	Total	94	0	1	46	141	0	67	32	236	113
18	Arapahoe	0	0	8	43	0	3	38	0	11	81
	Arapahoe-Littleton	46	4	0	0	90	0	0	0	136	4
	Douglas	27	4	2	9	27	4	30	195	60	43
	Elbert	2	0	0	1	2	0	2	26	4	3
	Lincoln	0	0	0	0	4	0	2	13	4	2
Total	75	8	10	53	123	7	72	234	215	133	
19	Weld	27	0	0	36	224	0	14	53	251	50
20	Boulder	19	0	3	16	33	1	10	7	56	26
	Boulder-Longmont	11	0	0	7	0	0	11	1	11	18
	Total	30	0	3	23	33	1	21	8	67	44
21	Mesa	37	0	3	22	12	5	7	59	57	29
22	Dolores	2	0	0	0	0	0	0	0	2	0
	Montezuma	6	0	3	4	28	0	2	7	37	6
	Total	8	0	3	4	28	0	2	7	39	6
State Total		623	11	53	559	1,525	47	420	761	2,248	990

*Does not include Infractions Final Hearings.

Table 30 Charts
Number of Court and Jury Trials Held in County Court
Comparison Fiscal Year 2022 and Fiscal Year 2023

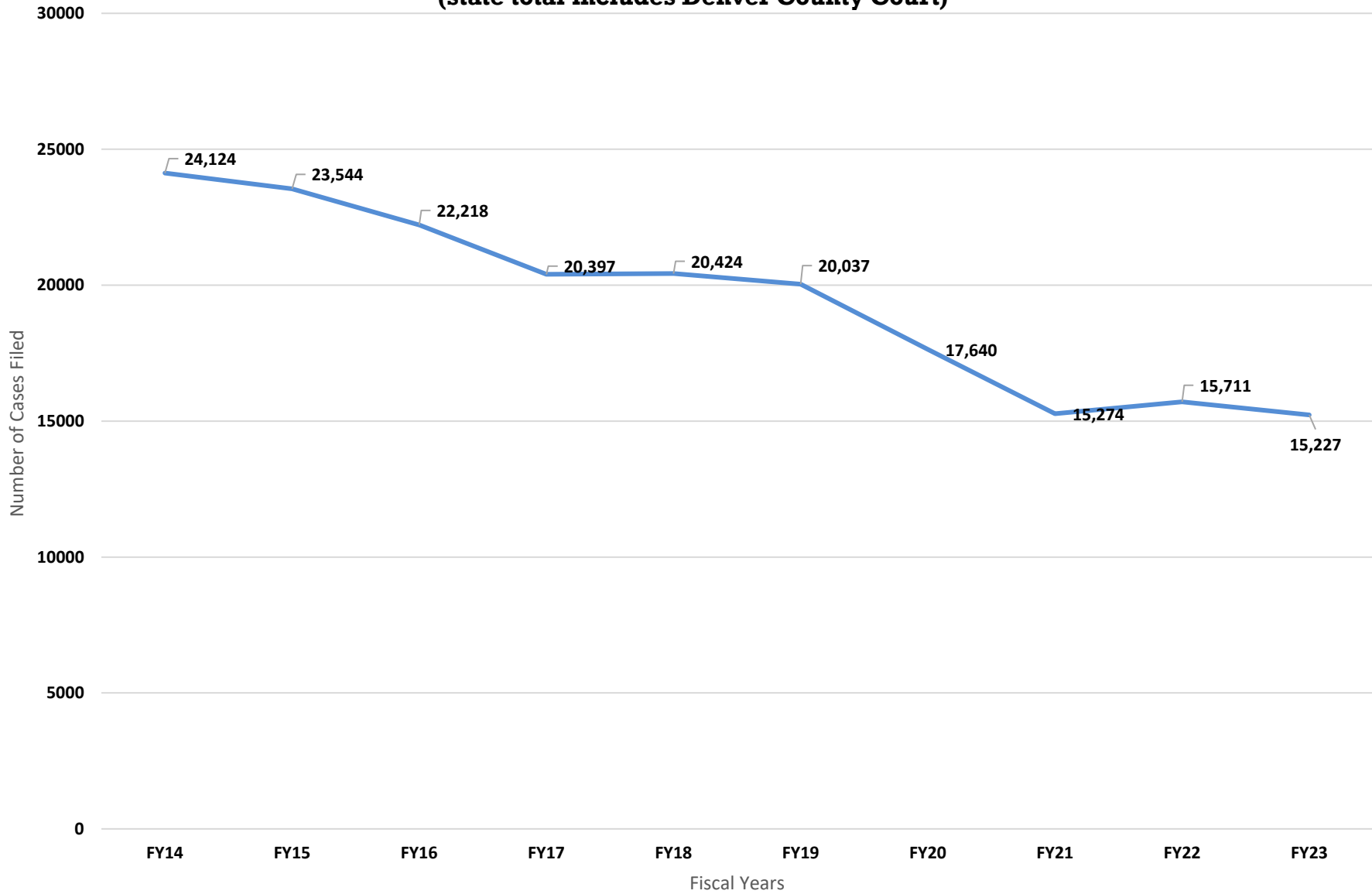


**Table 31:
DUI/DWAI Filings by District
Fiscal Year 2014 to Fiscal Year 2023**

Judicial District	FY14	FY15	FY16	FY17	FY18	FY19	FY20	FY21	FY22	FY23	Totals
1	2,054	2,068	1,997	1,987	2,110	1,941	1,626	1,405	1,384	1,217	17,789
Denver County^(a)	2,371	2,597	2,612	1,940	1,940	1,828	1,288	1,033	1,038	1,051	17,698
3	155	137	137	127	116	152	166	107	162	124	1,383
4	2,572	2,768	2,390	2,381	2,597	2,847	2,780	2,731	2,454	2,261	25,781
5	874	889	963	884	888	907	763	621	894	805	8,488
6	458	472	585	547	454	450	411	361	446	522	4,706
7	504	509	557	562	502	503	410	370	362	364	4,643
8	1,778	1,539	1,464	1,419	1,502	1,753	1,615	1,273	1,229	1,010	14,582
9	604	494	653	647	672	641	537	397	481	485	5,611
10	634	542	559	432	483	464	466	412	381	359	4,732
11	340	357	344	350	396	427	315	363	322	327	3,541
12	320	300	269	203	239	237	153	214	181	194	2,310
13	378	361	298	269	266	273	285	249	283	268	2,930
14	399	372	405	392	496	387	305	302	372	410	3,840
15	101	107	146	79	80	93	144	100	87	95	1,032
16	168	177	89	114	141	127	120	121	102	103	1,262
17	3,029	2,718	2,487	2,267	2,264	2,241	1,903	1,568	1,631	1,835	21,943
18	4,016	3,866	3,298	3,023	2,428	2,130	2,066	1,683	1,660	1,660	25,830
19	1,205	1,178	1,067	1,077	1,252	1,122	1,032	944	1,012	912	10,801
20	1,250	1,204	1,117	951	909	883	618	464	617	585	8,598
21	775	751	638	550	520	484	490	423	444	504	5,579
22	139	138	143	196	169	147	147	133	169	136	1,517
State Totals Without Denver County Court	21,753	20,947	19,606	18,457	18,484	18,209	16,352	14,241	14,673	14,176	176,898
State Totals	24,124	23,544	22,218	20,397	20,424	20,037	17,640	15,274	15,711	15,227	194,596

(a) Filings do not include DUI charges filed with Misdemeanor or Criminal Case classes

Table 31 Chart
DUI/DWAI New Traffic Case Filings
Fiscal Year 2014 through 2023
(state total includes Denver County Court)



**Table 32:
County Court Civil Filings by Case Type
Fiscal Year 2023**

Judicial District	Court Location	Case Type										Total
		Extreme Risk (ER)	Forcible Entry and Detainer (FE)	Foreign Judgment (FJ)	Lien (LN)	Money (MY)	Name Change (NC)	Other (OT)	Protection Order (RS)	Protection Order Domestic Abuse (DA)	Replevin (RP)	
1	Gilpin	0	12	1	0	59	8	1	14	5	0	100
	Jefferson	0	4,152	18	5	7,214	420	81	464	509	28	12,891
	Total	0	4,164	19	5	7,273	428	82	478	514	28	12,991
3	Huerfano	0	10	1	0	70	6	4	30	13	0	134
	Las Animas	0	43	0	0	163	3	1	66	20	6	302
	Total	0	53	1	0	233	9	5	96	33	6	436
4	El Paso	0	6,782	17	1	9,750	618	19	420	2,736	33	20,376
	Teller	0	42	1	0	272	26	3	23	41	3	411
	Total	0	6,824	18	1	10,022	644	22	443	2,777	36	20,787
5	Clear Creek	0	33	1	0	65	14	2	43	0	1	159
	Eagle	0	63	0	0	230	22	4	80	17	1	417
	Eagle-Basalt	0	3	0	0	7	1	0	9	2	0	22
	Lake	0	73	1	0	56	9	5	18	8	0	170
	Summit	0	52	2	0	128	14	4	46	11	0	257
	Total	0	224	4	0	486	60	15	196	38	2	1,025
6	Archuleta	0	28	2	0	87	5	0	78	39	0	239
	La Plata	0	104	1	1	380	39	2	159	109	4	799
	San Juan	0	2	0	0	2	1	0	3	1	0	9
	Total	0	134	3	1	469	45	2	240	149	4	1,047
7	Delta	0	67	0	0	517	20	5	50	25	2	686
	Gunnison	0	21	0	0	125	16	0	54	14	1	231
	Hinsdale	0	0	0	0	1	1	0	2	2	0	6
	Montrose	1	168	0	0	498	21	5	79	68	5	845
	Montrose-Nucla	0	12	0	0	18	0	0	5	7	1	43
	Ouray	0	8	1	0	28	2	0	14	5	0	58
	San Miguel	0	4	0	0	31	8	0	12	3	0	58
Total	1	280	1	0	1,218	68	10	216	124	9	1,927	
8	Jackson	0	2	1	0	9	3	0	1	7	0	23
	Larimer	0	1,207	6	1	2,898	321	22	434	283	12	5,184
	Larimer-Loveland	0	427	2	0	669	54	4	1	0	2	1,159
	Total	0	1,636	9	1	3,576	378	26	436	290	14	6,366

**Table 32:
County Court Civil Filings by Case Type
Fiscal Year 2023**

Judicial District	Court Location	Case Type										Total
		Extreme Risk (ER)	Forcible Entry and Detainer (FE)	Foreign Judgment (FJ)	Lien (LN)	Money (MY)	Name Change (NC)	Other (OT)	Protection Order (RS)	Protection Order Domestic Abuse (DA)	Replevin (RP)	
9	Garfield	0	54	2	0	290	33	3	64	47	1	494
	Garfield-Rifle	0	99	2	0	364	9	3	66	57	3	603
	Pitkin	1	13	1	0	71	16	2	27	8	0	139
	Rio Blanco-Meeker	0	4	1	0	55	3	1	0	3	0	67
	Rio Blanco-Rangely	0	5	0	0	17	1	1	7	3	0	34
	Total	1	175	6	0	797	62	10	164	118	4	1,337
10	Pueblo	2	1,219	6	0	3,135	134	20	782	141	19	5,458
11	Chaffee	0	31	1	0	163	9	2	46	35	2	289
	Custer	0	4	0	0	45	2	2	11	3	0	67
	Fremont	0	169	1	0	578	30	1	99	114	2	994
	Park	0	22	1	0	129	19	13	48	6	1	239
	Total	0	226	3	0	915	60	18	204	158	5	1,589
12	Alamosa	0	79	0	0	273	12	1	87	51	5	508
	Conejos	0	16	0	0	106	3	0	31	9	0	165
	Costilla	0	6	0	0	65	5	0	29	7	1	113
	Mineral	0	1	0	0	5	0	0	0	0	0	6
	Rio Grande	0	36	0	0	183	9	3	35	20	1	287
	Saguache	0	12	0	0	62	3	0	24	18	1	120
Total	0	150	0	0	694	32	4	206	105	8	1,199	
13	Kit Carson	0	8	0	0	99	2	0	9	2	1	121
	Logan	0	75	1	0	216	6	0	62	5	2	367
	Morgan	0	119	0	0	463	22	1	49	15	1	670
	Phillips	0	1	0	0	43	2	0	3	1	1	51
	Sedgwick	0	5	0	0	38	2	0	1	2	0	48
	Washington	0	8	0	0	65	3	0	2	4	0	82
	Yuma	0	8	0	0	98	2	2	15	12	0	137
	Total	0	224	1	0	1,022	39	3	141	41	5	1,476
14	Grand	0	15	1	0	63	12	3	22	8	1	125
	Moffat	0	58	0	0	162	6	2	28	19	1	276
	Routt	0	43	0	0	138	9	1	68	16	1	276
	Total	0	116	1	0	363	27	6	118	43	3	677

**Table 32:
County Court Civil Filings by Case Type
Fiscal Year 2023**

Judicial District	Court Location	Case Type										Total
		Extreme Risk (ER)	Forcible Entry and Detainer (FE)	Foreign Judgment (FJ)	Lien (LN)	Money (MY)	Name Change (NC)	Other (OT)	Protection Order (RS)	Protection Order Domestic Abuse (DA)	Replevin (RP)	
15	Baca	0	5	0	0	33	0	1	7	8	0	54
	Cheyenne	0	0	0	0	12	0	0	2	6	0	20
	Kiowa	0	0	0	0	21	0	0	0	0	0	21
	Prowers	0	36	0	0	132	1	6	59	36	2	272
	Total	0	41	0	0	198	1	7	68	50	2	367
16	Bent	0	21	0	0	69	2	2	33	7	0	134
	Crowley	0	8	0	0	49	3	2	13	3	0	78
	Otero	0	98	0	0	279	14	3	102	67	2	565
	Total	0	127	0	0	397	19	7	148	77	2	777
17	Adams	0	7,571	14	4	10,046	356	197	439	754	42	19,423
	Broomfield	0	483	1	0	768	66	1	66	28	2	1,415
	Total	0	8,054	15	4	10,814	422	198	505	782	44	20,838
18	Arapahoe-Centennial	0	0	0	0	0	0	5	757	411	0	1,173
	Arapahoe-Littleton	1	9,918	12	3	9,998	484	44	224	108	41	20,833
	Douglas	0	1,344	6	2	3,150	256	64	304	169	12	5,307
	Elbert	0	10	0	0	253	14	1	34	4	2	318
	Lincoln	0	9	0	0	99	3	4	25	19	1	160
	Total	1	11,281	18	5	13,500	757	118	1,344	711	56	27,791
19	Weld	0	2,260	13	4	5,342	193	107	356	650	28	8,953
20	Boulder	8	1,164	6	0	1,595	257	17	320	124	8	3,499
	Boulder-Longmont	1	173	0	0	781	91	12	176	73	3	1,310
	Total	9	1,337	6	0	2,376	348	29	496	197	11	4,809
21	Mesa	0	709	4	0	2,773	104	3	450	334	23	4,400
22	Dolores	0	2	0	0	8	1	0	16	4	1	32
	Montezuma	0	73	0	0	268	14	1	151	62	4	573
	Total	0	75	0	0	276	15	1	167	66	5	605
State Total		14	39,309	128	21	65,879	3,845	693	7,254	7,398	314	124,855
Percent of State Total		0%	31%	0.10%	0%	53%	3%	1%	6%	6%	0.25%	100%

**Table 33:
County Court Misdemeanor Filings by Case Type
Fiscal Year 2023**

Judicial District	Court Location	Alcohol (AL)	Animal Violation		Assault (AS)	Bail Violation (BV)	Child Abuse (CA)	Criminal Mischief (CM)	Cruelty to Animals (AM)	Curfew Violation (CF)
			(AN)	Arson (AR)						
1	Gilpin	8	6	0	13	1	0	11	0	0
	Jefferson	166	163	15	217	0	172	149	3	1
	Total	174	169	15	230	1	172	160	3	1
3	Huerfano	5	3	0	6	0	1	2	0	0
	Las Animas	3	3	0	24	0	8	15	1	0
	Total	8	6	0	30	0	9	17	1	0
4	El Paso	306	94	11	464	0	189	265	241	0
	Teller	30	27	2	22	0	8	3	3	0
	Total	336	121	13	486	0	197	268	244	0
5	Clear Creek	14	32	1	12	1	6	9	1	0
	Eagle	34	10	0	63	1	13	21	0	0
	Eagle-Basalt	2	3	0	10	0	1	1	0	0
	Lake	5	2	0	10	0	1	3	0	0
	Summit	31	7	0	35	1	8	25	1	0
	Total	86	54	1	130	3	29	59	2	0
6	Archuleta	16	19	0	11	0	3	7	3	0
	La Plata	18	89	0	58	0	15	27	1	0
	San Juan	0	0	0	0	0	0	0	0	0
	Total	34	108	0	69	0	18	34	4	0
7	Delta	16	16	0	18	0	9	17	4	0
	Gunnison	1	13	0	13	0	3	6	1	0
	Hinsdale	0	1	0	1	0	1	2	0	0
	Montrose	10	22	1	38	0	18	22	0	0
	Montrose-Nucla	0	1	0	3	0	0	2	0	0
	Ouray	1	5	0	4	0	0	3	0	0
	San Miguel	0	4	0	11	1	3	3	0	0
	Total	28	62	1	88	1	34	55	5	0

**Table 33:
County Court Misdemeanor Filings by Case Type
Fiscal Year 2023**

Judicial District	Court Location	Domestic Violence (DV)	Drugs (DG)	Escape (EC)	Fare Evasion (FV)	Forgery (FG)	Fraud (FD)	Gambling (GM)	Habitual Traffic (HT)	Harassment (HR)
1	Gilpin	72	58	0	0	2	123	55	0	17
	Jefferson	1,351	1,660	65	0	3	6	0	1	153
	Total	1,423	1,718	65	0	5	129	55	1	170
3	Huerfano	32	13	0	0	0	0	0	0	11
	Las Animas	56	30	0	0	0	0	0	0	27
	Total	88	43	0	0	0	0	0	0	38
4	El Paso	2,772	899	113	0	2	14	9	0	191
	Teller	46	42	0	0	2	10	36	3	32
	Total	2,818	941	113	0	4	24	45	3	223
5	Clear Creek	22	17	3	0	0	2	0	0	7
	Eagle	129	52	0	0	0	4	0	0	59
	Eagle-Basalt	19	1	0	0	0	0	0	0	3
	Lake	25	16	0	0	0	0	0	0	10
	Summit	145	35	0	0	1	2	0	4	19
Total	340	121	3	0	1	8	0	4	98	
6	Archuleta	53	9	0	0	0	0	0	0	10
	La Plata	159	59	3	0	0	6	0	2	59
	San Juan	1	1	0	0	0	0	0	0	4
	Total	213	69	3	0	0	6	0	2	73
7	Delta	86	114	0	0	0	0	0	0	15
	Gunnison	55	25	0	0	0	0	0	0	10
	Hinsdale	3	0	0	0	0	0	0	0	0
	Montrose	181	153	9	0	1	1	0	1	34
	Montrose-Nucla	16	0	0	0	0	0	0	0	4
	Ouray	18	1	0	0	0	0	0	1	4
	San Miguel	23	15	0	0	0	0	0	0	11
	Total	382	308	9	0	1	1	0	2	78

**Table 33:
County Court Misdemeanor Filings by Case Type
Fiscal Year 2023**

Judicial District	Court Location	Municipal Appeal (Court Not of Record)				Prostitution (PS)	Protection Order Violation (PV)	Public Indecency (PI)	Public Peace and Order (PP)
		Menacing (MN)	(MA)	Other (OT)	Perjury (PJ)				
1	Gilpin	5	0	77	0	0	36	2	1
	Jefferson	11	0	472	0	4	540	10	88
	<i>Total</i>	16	0	549	0	4	576	12	89
3	Huerfano	0	0	7	0	0	9	1	0
	Las Animas	10	0	26	0	0	32	0	15
	<i>Total</i>	10	0	33	0	0	41	1	15
4	El Paso	43	0	468	0	1	232	8	133
	Teller	8	0	37	0	0	46	0	0
	<i>Total</i>	51	0	505	0	1	278	8	133
5	Clear Creek	2	0	24	0	0	26	0	3
	Eagle	6	0	29	0	1	97	2	63
	Eagle-Basalt	1	0	3	0	0	11	0	0
	Lake	1	0	9	0	0	28	2	5
	Summit	4	0	49	0	0	54	0	15
<i>Total</i>	14	0	114	0	1	216	4	86	
6	Archuleta	0	0	11	0	0	56	0	6
	La Plata	5	0	64	1	0	194	1	10
	San Juan	0	0	0	0	0	0	0	0
	<i>Total</i>	5	0	75	1	0	250	1	16
7	Delta	5	0	54	0	0	144	2	28
	Gunnison	2	0	17	0	0	75	1	5
	Hinsdale	0	0	7	0	0	0	0	2
	Montrose	2	0	78	0	1	215	4	23
	Montrose-Nucla	0	0	2	0	0	9	0	2
	Ouray	0	0	6	0	0	8	0	0
	San Miguel	1	0	10	0	1	29	0	4
<i>Total</i>	10	0	174	0	2	480	7	64	

**Table 33:
County Court Misdemeanor Filings by Case Type
Fiscal Year 2023**

Judicial District	Court Location	Sex Offenses (SX)	Theft (TH)	Trespass (TP)	Under Age Alcohol Offense (UA)	Weapon (WP)	Wildlife (WD or WL)	Total
1	Gilpin	4	44	58	10	4	6	613
	Jefferson	75	407	289	106	116	38	6,281
	Total	79	451	347	116	120	44	6,894
3	Huerfano	3	22	13	2	6	18	154
	Las Animas	1	21	24	3	15	7	321
	Total	4	43	37	5	21	25	475
4	El Paso	108	551	468	81	99	24	7,786
	Teller	1	20	19	0	20	5	422
	Total	109	571	487	81	119	29	8,208
5	Clear Creek	3	5	5	5	1	41	242
	Eagle	10	35	34	60	5	5	733
	Eagle-Basalt	2	3	4	1	1	0	66
	Lake	1	3	2	4	1	9	137
	Summit	3	23	17	75	9	14	577
Total	19	69	62	145	17	69	1,755	
6	Archuleta	3	6	5	11	2	6	237
	La Plata	4	46	34	6	14	9	884
	San Juan	0	0	1	0	0	0	7
	Total	7	52	40	17	16	15	1,128
7	Delta	2	45	29	20	13	6	643
	Gunnison	4	4	8	25	4	7	279
	Hinsdale	0	0	0	0	3	1	21
	Montrose	3	45	34	26	19	8	949
	Montrose-Nucla	0	2	2	0	5	0	48
	Ouray	0	4	4	1	1	4	65
	San Miguel	0	7	6	4	5	0	138
Total	9	107	83	76	50	26	2,143	

**Table 33:
County Court Misdemeanor Filings by Case Type
Fiscal Year 2023**

Judicial District	Court Location	Alcohol (AL)	Animal Violation (AN)	Arson (AR)	Assault (AS)	Bail Violation (BV)	Child Abuse (CA)	Criminal Mischief (CM)	Cruelty to Animals (AM)	Curfew Violation (CF)
8	Jackson	5	2	0	3	0	1	2	0	0
	Larimer	195	57	6	217	0	34	141	3	0
	Larimer-Loveland	44	44	2	103	1	16	24	1	0
	Total	244	103	8	323	1	51	167	4	0
9	Garfield	47	15	0	22	0	5	13	0	0
	Garfield-Rifle	32	28	0	18	0	8	10	3	0
	Pitkin	6	4	1	14	1	4	12	0	0
	Rio Blanco-Meeker	2	0	0	2	0	0	2	0	0
	Rio Blanco-Rangely	2	0	0	5	0	0	1	0	0
Total	89	47	1	61	1	17	38	3	0	
10	Pueblo	23	142	2	115	1	71	80	6	0
11	Chaffee	6	6	0	22	2	15	18	1	0
	Custer	3	6	2	3	0	0	1	0	0
	Fremont	10	30	2	62	0	18	28	4	0
	Park	9	7	0	15	0	4	8	1	0
Total	28	49	4	102	2	37	55	6	0	
12	Alamosa	7	6	1	17	0	12	14	2	0
	Conejos	0	8	0	8	0	2	3	0	0
	Costilla	1	3	1	6	0	1	4	0	0
	Mineral	3	1	0	2	0	0	0	0	0
	Rio Grande	15	6	1	18	0	4	5	0	0
	Saguache	4	2	0	10	0	1	2	0	0
Total	30	26	3	61	0	20	28	2	0	
13	Kit Carson	10	13	0	8	0	1	1	0	0
	Logan	7	5	0	15	0	3	6	1	0
	Morgan	19	5	0	36	0	11	12	3	1
	Phillips	3	0	0	1	1	0	0	1	0
	Sedgwick	0	2	0	1	0	2	1	1	0
	Washington	3	0	0	5	0	0	3	0	0
	Yuma	7	7	0	9	0	2	2	3	0
Total	49	32	0	75	1	19	25	9	1	
14	Grand	7	8	0	23	0	3	10	3	0
	Moffat	4	9	0	27	0	7	8	2	0
	Routt	26	11	0	28	1	6	11	1	0
	Total	37	28	0	78	1	16	29	6	0

**Table 33:
County Court Misdemeanor Filings by Case Type
Fiscal Year 2023**

Judicial District	Court Location	Domestic Violence		Escape	Fare Evasion	Forgery		Gambling	Habitual Traffic	Harassment
		(DV)	Drugs (DG)	(EC)	(FV)	(FG)	Fraud (FD)	(GM)	(HT)	(HR)
8	Jackson	8	0	0	0	0	0	0	0	1
	Larimer	414	750	83	0	1	34	0	10	171
	Larimer-Loveland	282	345	3	0	1	9	0	3	54
	Total	704	1,095	86	0	2	43	0	13	226
9	Garfield	123	44	1	0	1	0	0	1	12
	Garfield-Rifle	175	82	0	0	0	2	0	2	18
	Pitkin	20	4	0	0	1	1	0	0	18
	Rio Blanco-Meeker	10	2	0	0	0	0	0	0	4
	Rio Blanco-Rangely	6	0	0	0	0	0	0	0	2
Total	334	132	1	0	2	3	0	3	54	
10	Pueblo	736	125	83	0	3	6	0	0	42
11	Chaffee	95	64	0	0	0	1	0	0	20
	Custer	5	0	0	0	0	0	0	0	1
	Fremont	135	55	1	0	1	6	0	2	47
	Park	33	12	0	0	0	0	0	0	6
Total	268	131	1	0	1	7	0	2	74	
12	Alamosa	78	51	7	0	0	2	0	2	21
	Conejos	25	6	0	0	0	0	0	0	16
	Costilla	19	5	0	0	0	0	0	0	9
	Mineral	0	2	0	0	0	0	0	0	1
	Rio Grande	71	31	0	0	1	0	0	0	14
	Saguache	15	9	0	0	0	0	0	1	4
Total	208	104	7	0	1	2	0	3	65	
13	Kit Carson	31	9	0	0	0	1	0	4	6
	Logan	51	27	0	0	1	0	0	1	12
	Morgan	128	23	0	0	0	2	0	1	33
	Phillips	7	1	0	0	0	0	0	0	0
	Sedgwick	8	0	0	0	0	0	0	0	2
	Washington	12	2	0	0	0	0	0	0	3
	Yuma	5	10	0	0	0	0	0	0	12
Total	242	72	0	0	1	3	0	6	68	
14	Grand	57	23	0	0	0	0	0	0	12
	Moffat	58	82	0	0	0	6	0	0	18
	Routt	81	34	0	0	0	0	0	1	28
	Total	196	139	0	0	0	6	0	1	58

**Table 33:
County Court Misdemeanor Filings by Case Type
Fiscal Year 2023**

Judicial District	Court Location	Municipal Appeal (Court Not of Record)		Other (OT)	Perjury (PJ)	Prostitution (PS)	Protection Order Violation (PV)	Public Indecency (PI)	Public Peace and Order (PP)
		Menacing (MN)	(MA)						
8	Jackson	0	0	0	0	0	2	0	2
	Larimer	15	0	243	0	0	419	22	138
	Larimer-Loveland	16	0	72	0	0	181	7	35
	Total	31	0	315	0	0	602	29	175
9	Garfield	0	0	20	0	0	63	2	10
	Garfield-Rifle	7	0	17	0	0	87	1	10
	Pitkin	1	0	20	0	0	25	1	4
	Rio Blanco-Meeker	0	0	3	0	0	2	0	0
	Rio Blanco-Rangely	0	0	1	0	0	12	0	0
Total	8	0	61	0	0	189	4	24	
10	Pueblo	9	0	112	0	0	408	3	8
11	Chaffee	2	0	65	0	0	50	1	4
	Custer	2	0	5	0	0	4	0	2
	Fremont	10	0	40	0	0	113	7	8
	Park	1	0	2	0	0	27	0	3
Total	15	0	112	0	0	194	8	17	
12	Alamosa	1	0	52	0	0	72	1	4
	Conejos	1	0	8	0	0	17	0	0
	Costilla	2	0	16	0	0	24	0	0
	Mineral	0	0	0	0	0	0	0	0
	Rio Grande	3	0	14	0	0	33	0	11
	Saguache	0	0	7	0	0	18	0	3
Total	7	0	97	0	0	164	1	18	
13	Kit Carson	1	0	9	0	0	32	0	7
	Logan	1	0	24	0	0	64	0	1
	Morgan	1	0	31	0	0	175	1	5
	Phillips	0	0	4	0	0	1	0	0
	Sedgwick	0	0	2	0	0	4	0	0
	Washington	0	0	4	0	0	8	0	0
	Yuma	0	0	5	0	0	23	0	0
Total	3	0	79	0	0	307	1	13	
14	Grand	1	0	21	0	0	24	0	12
	Moffat	3	0	23	0	0	77	0	5
	Routt	3	0	10	0	0	35	1	12
	Total	7	0	54	0	0	136	1	29

**Table 33:
County Court Misdemeanor Filings by Case Type
Fiscal Year 2023**

Judicial District	Court Location	Sex Offenses (SX)	Thft (TH)	Trespass (TP)	Under Age Alcohol Offense (UA)	Weapon (WP)	Wildlife (WD or WL)	Total
8	Jackson	0	1	0	1	1	4	33
	Larimer	62	251	169	57	42	13	3,547
	Larimer-Loveland	8	170	43	8	20	75	1,567
	Total	70	422	212	66	63	92	5,147
9	Garfield	7	12	19	18	6	1	442
	Garfield-Rifle	2	14	19	45	2	25	607
	Pitkin	6	14	28	21	2	4	212
	Rio Blanco-Meeker	2	1	0	0	1	9	40
	Rio Blanco-Rangely	0	2	3	0	1	0	35
Total	17	43	69	84	12	39	1,336	
10	Pueblo	32	193	104	54	39	41	2,438
11	Chaffee	2	53	49	23	9	10	518
	Custer	0	1	3	1	1	0	40
	Fremont	13	59	58	10	10	12	741
	Park	0	5	14	7	4	52	210
	Total	15	118	124	41	24	74	1,509
12	Alamosa	0	25	32	12	20	0	439
	Conejos	0	11	17	0	4	4	130
	Costilla	0	2	13	1	3	3	113
	Mineral	0	1	1	0	0	1	12
	Rio Grande	1	34	4	0	4	2	272
	Saguache	0	11	6	1	1	3	98
	Total	1	84	73	14	32	13	1,064
13	Kit Carson	2	8	10	0	2	2	157
	Logan	6	12	9	3	6	10	265
	Morgan	6	35	28	3	6	11	576
	Phillips	1	0	3	0	0	0	23
	Sedgwick	0	2	1	0	1	0	27
	Washington	0	2	2	1	1	1	47
	Yuma	2	2	1	1	1	1	93
Total	17	61	54	8	17	25	1,188	
14	Grand	2	11	13	12	10	26	278
	Moffat	4	28	16	9	5	20	411
	Routt	3	21	21	46	5	26	411
	Total	9	60	50	67	20	72	1,100

**Table 33:
County Court Misdemeanor Filings by Case Type
Fiscal Year 2023**

Judicial District	Court Location	Alcohol (AL)	Animal Violation (AN)		Assault (AS)	Bail Violation (BV)	Child Abuse (CA)	Criminal Mischief (CM)	Cruelty to Animals (AM)	Curfew Violation (CF)
			Arson (AR)							
15	Baca	6	6	0	4	0	0	2	0	0
	Cheyenne	1	0	0	1	0	0	3	0	0
	Kiowa	1	1	0	1	0	0	0	0	0
	Prowers	17	5	0	18	0	4	6	3	0
	Total	25	12	0	24	0	4	11	3	0
16	Bent	1	10	0	8	0	0	1	2	0
	Crowley	1	2	0	0	0	0	0	2	0
	Otero	14	5	0	26	0	8	14	2	0
	Total	16	17	0	34	0	8	15	6	0
17	Adams	227	22	6	215	0	165	85	3	1
	Broomfield	8	1	0	47	0	15	25	0	0
	Total	235	23	6	262	0	180	110	3	1
18	Arapahoe	160	51	9	312	2	135	104	13	1
	Douglas	100	121	1	116	0	60	56	16	9
	Elbert	9	3	0	8	0	6	6	3	0
	Lincoln	10	0	0	20	0	2	1	5	0
	Total	279	175	10	456	2	203	167	37	10
19	Weld	48	105	3	231	1	93	118	20	0
20	Boulder	71	28	2	197	1	50	95	4	0
	Boulder-Longmont	24	18	3	87	0	26	56	2	0
	Total	95	46	5	284	1	76	151	6	0
21	Mesa	80	171	6	145	3	71	97	3	0
22	Dolores	4	6	0	0	0	0	2	0	0
	Montezuma	16	15	1	67	2	14	19	2	0
	Total	20	21	1	67	2	14	21	2	0
State Total		1,964	1,517	79	3,351	21	1,339	1,705	375	13
Percent of State Total		3%	3%	0.13%	6%	0%	2%	3%	1%	0.02%

**Table 33:
County Court Misdemeanor Filings by Case Type
Fiscal Year 2023**

Judicial District	Court Location	Domestic Violence	Drugs (DG)	Escape (EC)	Fare Evasion (FV)	Forgery (FG)	Fraud (FD)	Gambling (GM)	Habitual Traffic (HT)	Harassment (HR)
		(DV)								
15	Baca	23	0	1	0	2	2	0	0	2
	Cheyenne	0	3	0	0	0	0	0	0	0
	Kiowa	0	8	0	0	0	0	0	0	0
	Prowers	54	49	0	0	0	5	0	1	17
	Total	77	60	1	0	2	7	0	1	19
16	Bent	13	4	0	0	0	0	0	0	6
	Crowley	5	17	0	0	0	1	0	0	6
	Otero	88	28	0	0	0	3	0	1	11
	Total	106	49	0	0	0	4	0	1	23
17	Adams	1,226	1,202	46	0	0	2	0	2	54
	Broomfield	103	223	0	0	0	9	0	6	26
	Total	1,329	1,425	46	0	0	11	0	8	80
18	Arapahoe	896	551	72	0	0	13	0	5	86
	Douglas	476	409	8	0	0	4	0	2	79
	Elbert	24	12	0	0	0	0	0	0	9
	Lincoln	16	9	0	0	1	0	0	0	4
	Total	1,412	981	80	0	1	17	0	7	178
19	Weld	800	525	80	0	2	6	0	2	109
20	Boulder	283	152	31	0	1	11	0	6	141
	Boulder-Longmont	179	131	3	0	0	0	0	0	54
	Total	462	283	34	0	1	11	0	6	195
21	Mesa	526	722	27	0	3	4	0	0	104
22	Dolores	1	1	0	0	0	0	0	0	5
	Montezuma	109	32	3	0	0	0	0	0	25
	Total	110	33	3	0	0	0	0	0	30
State Total		12,774	9,076	642	0	30	298	100	65	2,005
Percent of State Total		21%	15%	1.06%	0.00%	0.05%	0%	0.17%	0%	3%

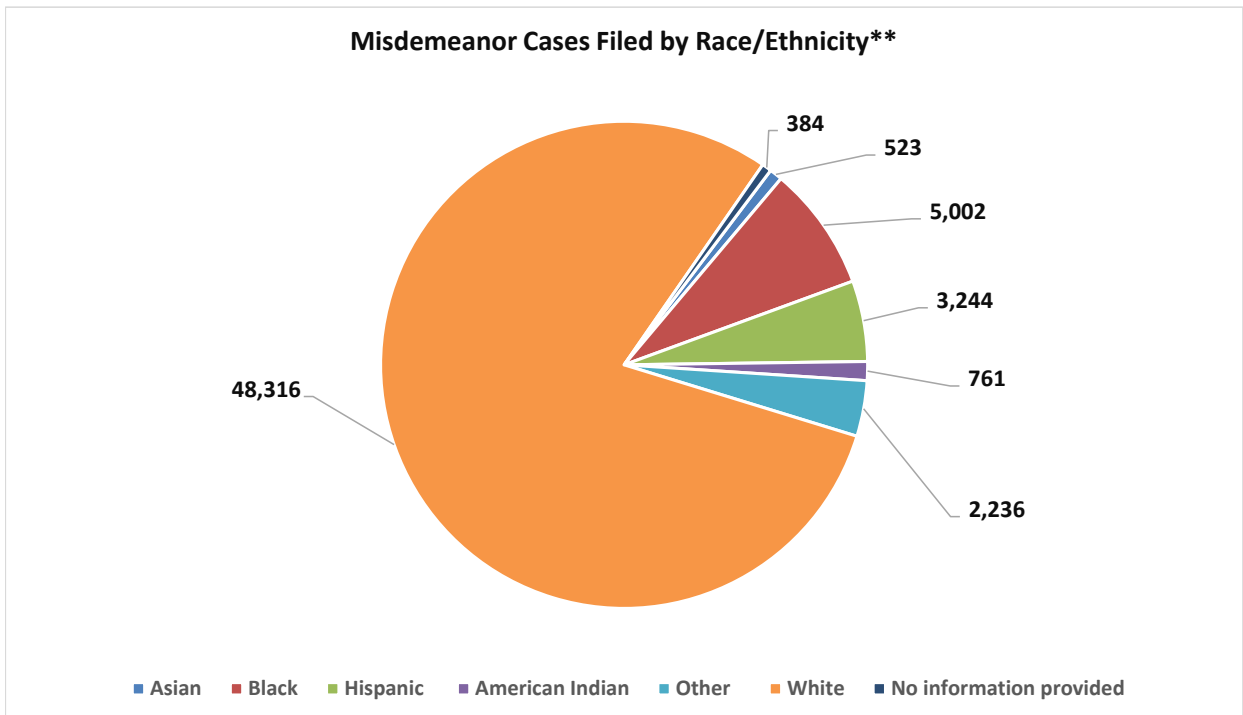
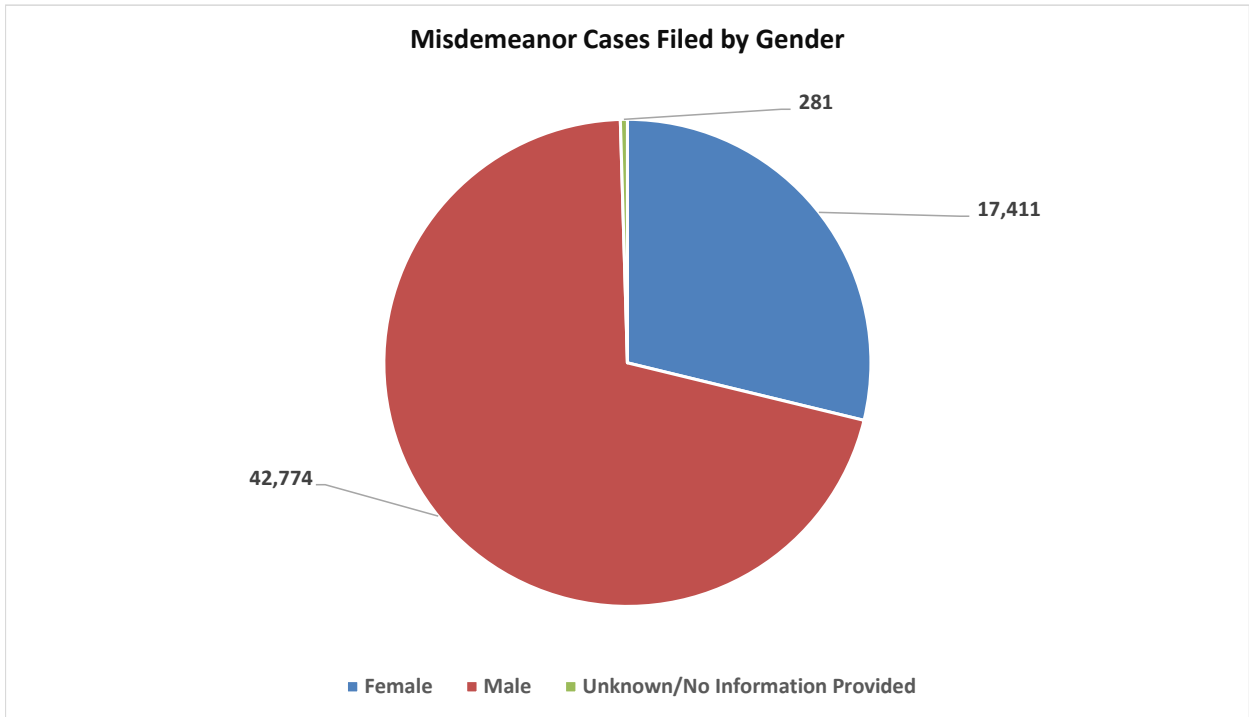
**Table 33:
County Court Misdemeanor Filings by Case Type
Fiscal Year 2023**

Judicial District	Court Location	Menacing (MN)	Municipal Appeal (Court Not of Record)		Perjury (PJ)	Prostitution (PS)	Protection Order Violation (PV)	Public Indecency (PI)	Public Peace and Order (PP)
			(MA)	Other (OT)					
15	Baca	1	0	0	0	0	3	0	4
	Cheyenne	0	0	1	0	0	0	0	0
	Kiowa	0	0	0	0	0	2	0	0
	Prowers	2	0	23	0	0	23	3	14
	Total	3	0	24	0	0	28	3	18
16	Bent	1	0	1	0	0	11	0	1
	Crowley	1	0	2	0	0	18	0	1
	Otero	5	0	11	0	0	64	0	18
	Total	7	0	14	0	0	93	0	20
17	Adams	21	0	473	0	0	807	11	86
	Broomfield	2	0	81	0	0	132	1	13
	Total	23	0	554	0	0	939	12	99
18	Arapahoe	21	0	238	1	2	871	20	107
	Douglas	10	0	423	3	0	452	1	66
	Elbert	1	0	27	0	0	29	0	0
	Lincoln	0	0	6	0	0	16	0	9
	Total	32	0	694	4	2	1,368	21	182
19	Weld	18	0	288	0	0	496	7	40
20	Boulder	38	0	164	1	0	245	14	35
	Boulder-Longmont	18	0	71	0	0	218	2	27
	Total	56	0	235	1	0	463	16	62
21	Mesa	28	0	257	0	0	442	3	129
22	Dolores	1	0	0	0	0	4	0	6
	Montezuma	3	0	45	0	0	241	0	14
	Total	4	0	45	0	0	245	0	20
State Total		357	0	4,391	6	10	7,915	142	1,257
Percent of State Total		0.59%	0.000%	7%	0.01%	0.02%	13%	0.23%	2%

**Table 33:
County Court Misdemeanor Filings by Case Type
Fiscal Year 2023**

Judicial District	Court Location	Sex Offenses (SX)	Theft (TH)	Trespass (TP)	Under Age Alcohol Offense (UA)	Weapon (WP)	Wildlife (WD or WL)	Total
15	Baca	1	3	3	0	0	3	66
	Cheyenne	0	0	0	0	1	0	10
	Kiowa	0	0	0	0	0	2	15
	Prowers	2	53	30	16	3	7	355
	Total	3	56	33	16	4	12	446
16	Bent	0	3	4	1	1	8	76
	Crowley	1	7	1	4	4	1	74
	Otero	6	33	17	17	6	1	378
	Total	7	43	22	22	11	10	528
17	Adams	40	179	222	36	89	6	5,226
	Broomfield	7	72	7	2	8	0	788
	Total	47	251	229	38	97	6	6,014
18	Arapahoe	61	299	203	73	96	45	4,447
	Douglas	24	253	63	167	40	40	2,999
	Elbert	0	4	1	1	7	0	150
	Lincoln	1	6	4	6	3	3	122
	Total	86	562	271	247	146	88	7,718
19	Weld	43	241	152	54	74	28	3,584
20	Boulder	46	264	276	25	15	5	2,201
	Boulder-Longmont	12	72	85	32	14	0	1,134
	Total	58	336	361	57	29	5	3,335
21	Mesa	26	255	439	102	46	61	3,750
22	Dolores	1	2	2	0	1	0	36
	Montezuma	1	30	12	6	11	2	670
	Total	2	32	14	6	12	2	706
State Total		660	4,050	3,263	1,316	969	776	60,466
Percent of State Total		1%	7%	5%	2%	2%	1%	100%

**Chart 33: Misdemeanor New Cases Filed by Gender and Race*
Fiscal Year 2023**



*These numbers may not match the final case clas total as case demographic information may be updated after the case classs total numbers are finalized.

**Demographic information is received through electronic transfer or paper filings from Law Enforcement and/or the District Attorney. Judicial's case management system currently blends race and ethnicity fields.

**Table 34:
County Court Small Claims Filings by Case Type
Fiscal Year 2023**

Judicial District	Court Location	Breach of Contract (CT)	Covenant (CK)	Landlord Tenant (LT)	Money (MY)	Other (OT)	Total
1	Gilpin	0	0	0	4	0	4
	Jefferson	62	11	46	408	8	535
	<i>Total</i>	62	11	46	412	8	539
3	Huerfano	0	0	0	10	0	10
	Las Animas	3	0	0	24	0	27
	<i>Total</i>	3	0	0	34	0	37
4	El Paso	30	1	64	769	6	870
	Teller	0	1	1	17	0	19
	<i>Total</i>	30	2	65	786	6	889
5	Clear Creek	2	0	2	9	2	15
	Eagle	0	0	2	85	0	87
	Eagle-Basalt	0	0	0	4	0	4
	Lake	0	0	0	15	0	15
	Summit	0	0	2	51	0	53
	<i>Total</i>	2	0	6	164	2	174
6	Archuleta	0	0	2	21	0	23
	La Plata	6	0	7	64	2	79
	San Juan	0	0	1	1	0	2
	<i>Total</i>	6	0	10	86	2	104
7	Delta	0	1	0	40	0	41
	Gunnison	0	0	1	19	2	22
	Hinsdale	0	0	0	1	0	1
	Montrose	0	1	2	59	2	64
	Montrose-Nucla	0	0	0	1	0	1
	Ouray	1	0	1	6	0	8
	San Miguel	0	0	0	11	0	11
	<i>Total</i>	1	2	4	137	4	148

**Table 34:
County Court Small Claims Filings by Case Type
Fiscal Year 2023**

Judicial District	Court Location	Breach of Contract (CT)	Covenant (CK)	Landlord Tenant (LT)	Money (MY)	Other (OT)	Total
8	Jackson	0	0	1	2	0	3
	Larimer	15	0	27	230	40	312
	Larimer-Loveland	0	0	0	0	0	0
	<i>Total</i>	15	0	28	232	40	315
9	Garfield	6	0	2	51	2	61
	Garfield-Rifle	0	0	2	25	0	27
	Pitkin	0	0	3	20	0	23
	Rio Blanco-Meeker	1	0	0	5	0	6
	Rio Blanco-Rangley	0	0	0	7	0	7
	<i>Total</i>	7	0	7	108	2	124
10	Pueblo	4	0	5	168	3	180
11	Chaffee	0	0	0	33	0	33
	Custer	0	0	0	5	0	5
	Fremont	1	0	0	76	0	77
	Park	2	0	0	16	0	18
	<i>Total</i>	3	0	0	130	0	133
12	Alamosa	0	0	0	21	0	21
	Conejos	0	0	0	7	0	7
	Costilla	0	0	0	9	0	9
	Mineral	0	0	0	0	0	0
	Rio Grande	0	0	0	6	0	6
	Saguache	0	0	0	18	0	18
	<i>Total</i>	0	0	0	61	0	61
13	Kit Carson	0	0	0	13	0	13
	Logan	11	2	3	9	0	25
	Morgan	0	0	4	21	0	25
	Phillips	0	0	0	5	0	5
	Sedgwick	0	0	0	6	0	6
	Washington	0	0	0	2	0	2
	Yuma	0	0	0	9	0	9
	<i>Total</i>	11	2	7	65	0	85
14	Grand	0	0	0	13	2	15
	Moffat	0	0	0	15	0	15
	Routt	1	0	0	30	1	32
	<i>Total</i>	1	0	0	58	3	62

**Table 34:
County Court Small Claims Filings by Case Type
Fiscal Year 2023**

Judicial District	Court Location	Breach of Contract (CT)	Covenant (CK)	Landlord Tenant (LT)	Money (MY)	Other (OT)	Total
15	Baca	0	0	0	2	0	2
	Cheyenne	0	0	0	6	0	6
	Kiowa	0	0	0	1	0	1
	Prowers	1	0	0	18	2	21
	Total	1	0	0	27	2	30
16	Bent	0	0	0	7	0	7
	Crowley	0	0	0	4	0	4
	Otero	0	0	1	20	0	21
	Total	0	0	1	31	0	32
17	Adams	29	1	11	436	1	478
	Broomfield	0	0	0	56	0	56
	Total	29	1	11	492	1	534
18	Arapahoe-Centennial	0	0	0	0	0	0
	Arapahoe-Littleton	51	1	64	545	15	676
	Douglas	3	1	1	272	0	277
	Elbert	0	0	0	24	0	24
	Lincoln	0	0	0	11	0	11
	Total	54	2	65	852	15	988
19	Weld	11	0	11	283	0	305
20	Boulder	9	4	44	201	10	268
	Boulder-Longmont	0	0	0	0	1	1
	Total	9	4	44	201	11	269
21	Mesa	22	0	26	115	0	163
22	Dolores	0	0	0	0	0	0
	Montezuma	0	0	0	43	0	43
	Total	0	0	0	43	0	43
State Total		271	24	336	4,485	99	5,215
Percent of State Total		5%	0.46%	6%	86%	2%	100%

**Table 35:
County Court Traffic Filings by Case Type
Fiscal Year 2023**

Judicial District	Court Location	Driving Under Suspension, Revocation or Denial (DP or DS)	Driving Under the Influence (DU)	Driving While Ability Impaired (DW)	Habitual Traffic Offender (HT)	Motor Vehicle (MV)	Municipal Appeal (Court Not of Record) (MA)	Total
1	Gilpin	30	65	0	10	244	0	349
	Jefferson	403	1,142	10	90	5,437	0	7,082
	Total	433	1,207	10	100	5,681	0	7,431
3	Huerfano	22	55	3	4	172	0	256
	Las Animas	13	65	1	2	393	0	474
	Total	35	120	4	6	565	0	730
4	El Paso	250	2,057	42	151	8,408	0	10,908
	Teller	18	161	1	4	447	1	632
	Total	268	2,218	43	155	8,855	1	11,540
5	Clear Creek	20	82	1	5	675	0	783
	Eagle	91	305	9	9	972	0	1,386
	Eagle-Basalt	5	25	1	0	62	0	93
	Lake	11	30	0	1	128	0	170
	Summit	79	342	10	2	646	0	1,079
Total	206	784	21	17	2,483	0	3,511	
6	Archuleta	16	67	0	1	126	0	210
	La Plata	38	445	7	3	486	0	979
	San Juan	0	3	0	0	23	0	26
	Total	54	515	7	4	635	0	1,215
7	Delta	54	62	4	6	414	0	540
	Gunnison	10	84	4	13	116	0	227
	Hinsdale	2	5	0	0	21	0	28
	Montrose	80	140	6	35	480	0	741
	Montrose-Nucla	2	4	0	1	23	0	30
	Ouray	0	12	0	1	70	0	83
	San Miguel	12	42	1	1	69	0	125
Total	160	349	15	57	1,193	0	1,774	

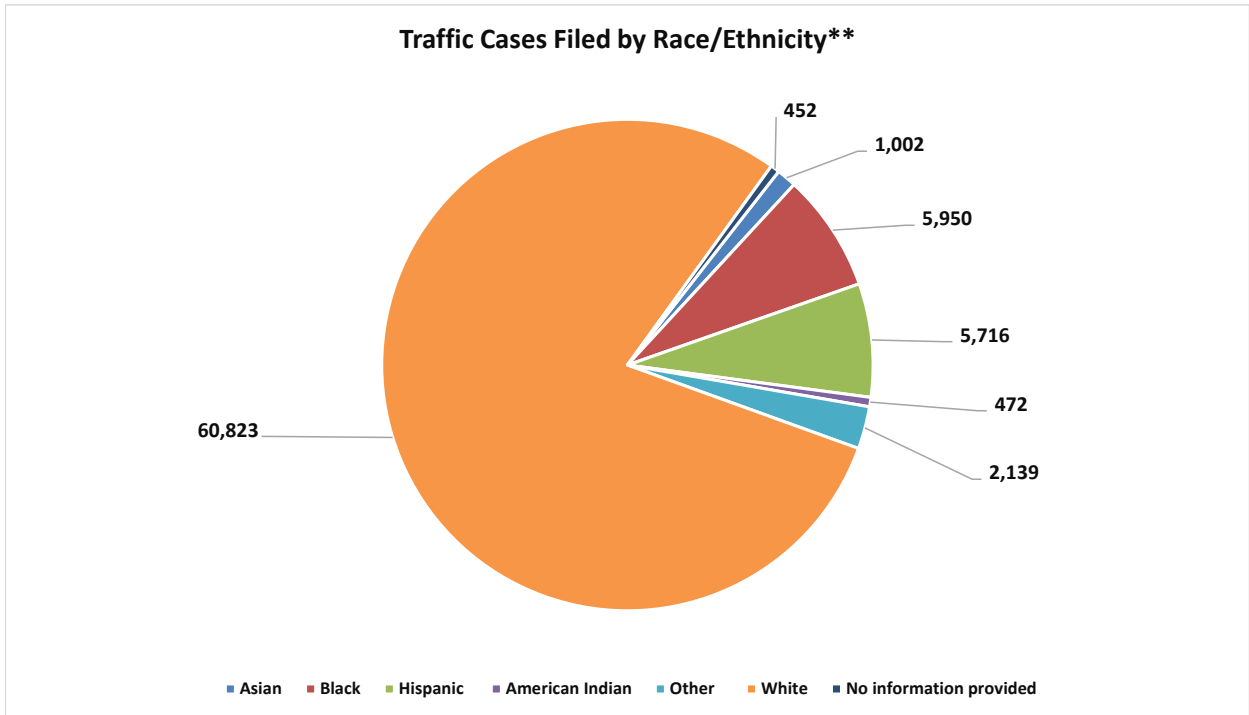
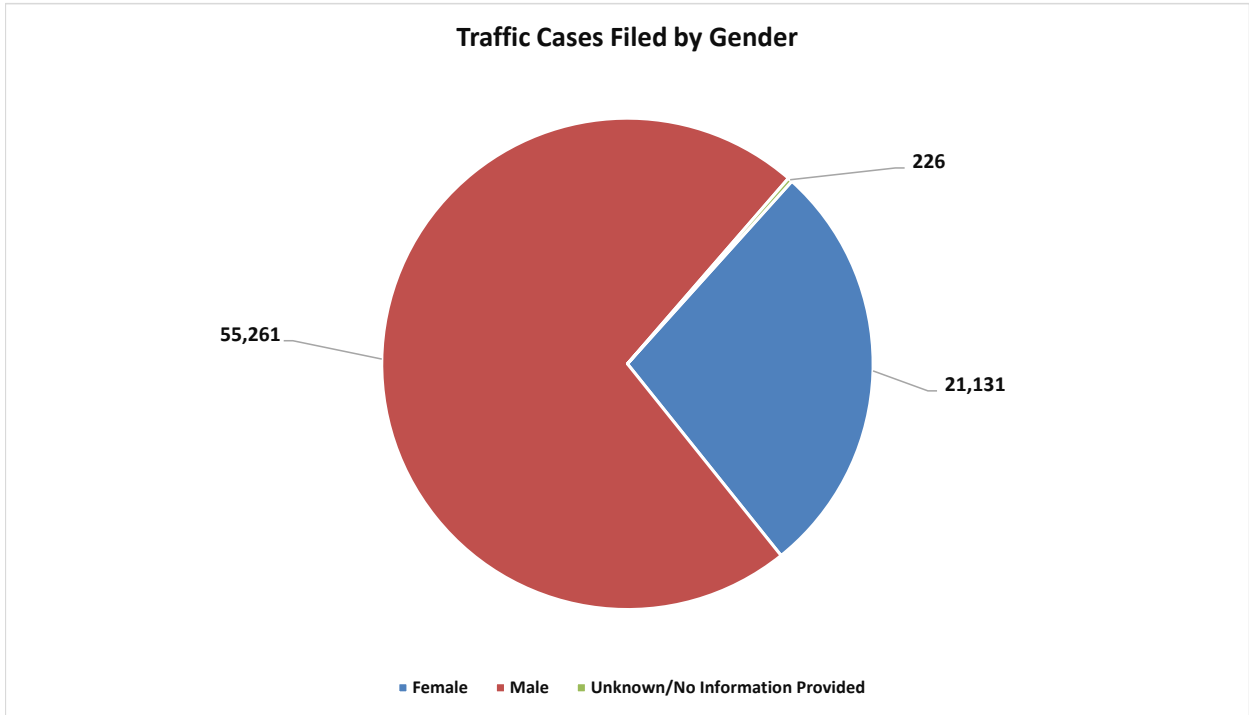
**Table 35:
County Court Traffic Filings by Case Type
Fiscal Year 2023**

Judicial District	Court Location	Driving Under Suspension, Revocation or Denial (DP or DS)	Driving Under the Influence (DU)	Driving While Ability Impaired (DW)	Habitual Traffic Offender (HT)	Motor Vehicle (MV)	Municipal Appeal (Court Not of Record) (MA)	Total
8	Jackson	0	7	0	0	36	0	43
	Larimer	161	623	10	31	1,572	0	2,397
	Larimer-Loveland	88	358	12	47	894	0	1,399
	Total	249	988	22	78	2,502	0	3,839
9	Garfield	42	223	18	3	370	0	656
	Garfield-Rifle	37	99	1	12	423	0	572
	Pitkin	9	135	3	1	143	0	291
	Rio Blanco-Meeker	4	4	0	2	52	0	62
	Rio Blanco-Rangely	5	2	0	0	31	0	38
Total	97	463	22	18	1,019	0	1,619	
10	Pueblo	97	347	12	58	1,721	0	2,235
11	Chaffee	26	105	4	1	282	0	418
	Custer	9	10	1	1	111	0	132
	Fremont	38	115	3	3	724	0	883
	Park	20	83	6	2	340	0	451
Total	93	313	14	7	1,457	0	1,884	
12	Alamosa	37	88	7	7	323	0	462
	Conejos	17	20	0	0	53	0	90
	Costilla	3	4	0	0	164	0	171
	Mineral	1	5	0	0	62	0	68
	Rio Grande	19	47	4	7	222	0	299
	Saguache	11	19	0	0	155	0	185
Total	88	183	11	14	979	0	1,275	
13	Kit Carson	8	31	3	1	203	0	246
	Logan	59	43	2	15	293	0	412
	Morgan	58	104	3	10	517	0	692
	Phillips	5	9	0	0	19	0	33
	Sedgwick	0	4	0	0	29	0	33
	Washington	7	22	0	3	100	0	132
	Yuma	9	37	10	10	121	0	187
Total	146	250	18	39	1,282	0	1,735	
14	Grand	13	116	0	7	273	0	409
	Moffat	33	125	3	3	163	0	327
	Routt	22	161	5	8	243	0	439
	Total	68	402	8	18	679	0	1,175

**Table 35:
County Court Traffic Filings by Case Type
Fiscal Year 2023**

Judicial District	Court Location	Driving Under Suspension, Revocation or Denial (DP or DS)	Driving Under the Influence (DU)	Driving While Ability Impaired (DW)	Habitual Traffic Offender (HT)	Motor Vehicle (MV)	Municipal Appeal (Court Not of Record) (MA)	Total
15	Baca	7	19	0	0	90	0	116
	Cheyenne	7	7	0	0	56	0	70
	Kiowa	2	7	0	3	58	0	70
	Prowers	32	61	1	15	646	0	755
	Total	48	94	1	18	850	0	1,011
16	Bent	19	25	0	3	104	0	151
	Crowley	10	22	2	3	75	0	112
	Otero	15	49	5	5	298	0	372
	Total	44	96	7	11	477	0	635
17	Adams	374	1,674	20	328	7,994	0	10,390
	Broomfield	85	140	1	61	636	0	923
	Total	459	1,814	21	389	8,630	0	11,313
18	Arapahoe	259	929	6	141	5,410	2	6,747
	Douglas	16	642	16	56	4,412	0	5,142
	Elbert	7	38	0	7	432	0	484
	Lincoln	14	29	0	5	394	0	442
	Total	296	1,638	22	209	10,648	2	12,815
19	Weld	408	887	25	186	3,138	0	4,644
20	Boulder	67	320	1	3	1,438	0	1,829
	Boulder-Longmont	26	262	2	10	855	0	1,155
	Total	93	582	3	13	2,293	0	2,984
21	Mesa	133	488	16	94	1,950	1	2,682
22	Dolores	3	5	0	0	40	0	48
	Montezuma	25	129	2	0	367	0	523
	Total	28	134	2	0	407	0	571
State Total		3,503	13,872	304	1,491	57,444	4	76,618
Percent of State Total		5%	18%	0%	2%	75%	0.01%	100%

**Chart 35: Traffic New Cases Filed by Gender and Race*
Fiscal Year 2023**



*These numbers may not match the final case class total as case demographic information may be updated after the case class totals are finalized.

*Demographic information is received through electronic transfer or paper filings from Law Enforcement and/or the District Attorney. Judicial's case management system currently blends race and ethnicity fields.

A vibrant rainbow arches across a cloudy sky, framed by green trees in the foreground. The rainbow is the central focus, with its colors clearly visible. The sky is filled with soft, grey clouds, and the trees are lush and green, with some yellow flowers visible on the right side.

Section V: Water Court

Water Court Judges

Water Division One – Greeley
South Platte River Basin
Todd Taylor

Water Division Two – Pueblo
Arkansas River Basin
Gregory J. Styduhar

Water Division Three – Alamosa
Rio Grande River Basin
Michael A. Gonzales

Water Division Four – Montrose
Gunnison River Basin
J. Steven Patrick

Water Division Five – Glenwood Springs
Colorado River Basin
Christopher Seldin

Water Division Six – Steamboat Springs
White River Basin
Michael A. O'Hara, III

Water Division Seven – Durango
San Juan River Basin
Jeffrey R. Wilson

Water Court

The Water Right Determination and Administration Act of 1969 created seven water divisions based upon the drainage patterns of major rivers in Colorado: The South Platte, Arkansas, Rio Grande, Gunnison, Colorado, White and San Juan rivers. Each water division is staffed by a division engineer appointed by the state engineer, a water judge appointed by the Colorado Supreme Court, a water referee appointed by the water judge, and a water clerk assigned by the district court.

Water judges are district judges who have jurisdiction in the determination of water rights, the use and administration of water, and all other water matters within the jurisdiction of the water division. There are no jury trials in water courts, and all appeals are filed directly with the Colorado Supreme Court.

All water courts operate under a standard case definition approved by the Colorado Supreme Court in 1981. This made possible the establishment of water court filing standards, which have been reported annually by water divisions since July 1, 1981.

Specific information regarding each of the seven water divisions is available at <http://www.courts.state.co.us/Courts/Water/Index.cfm>.

**Table 36:
Water Court Filings, Claims, and Percent Change
Fiscal Year 2022 and Fiscal Year 2023**

Division	County		FY2022	FY2023	Percent Change
One	Weld County, Greeley	Filings	244	247	1%
		Claims	614	728	19%
Two	Pueblo County, Pueblo	Filings	120	89	-26%
		Claims	1,170	394	-66%
Three	Alamosa County, Alamosa	Filings	85	47	-45%
		Claims	452	109	-76%
Four	Montrose County, Montrose	Filings	139	115	-17%
		Claims	295	386	31%
Five	Garfield County, Glenwood Springs	Filings	174	160	-8%
		Claims	981	738	-25%
Six	Routt County, Steamboat Springs	Filings	164	60	-63%
		Claims	303	123	-59%
Seven	La Plata County, Durango	Filings	71	52	-27%
		Claims	154	103	-33%
State Total		Filings	997	770	-22.77%
		Claims	3,969	2,581	-34.97%

A vibrant rainbow arches across a cloudy sky, with green trees in the foreground. The rainbow is the central focus, with its colors clearly visible. The sky is filled with soft, grey clouds, and the trees are lush and green, with some yellow flowers visible on the right side.

Section VI: Office of Dispute Resolution

The Office of Dispute Resolution

The Office of Dispute Resolution (ODR) was created by the Colorado Dispute Resolution Act in 1983. ODR's mission is to establish or make available dispute resolution programs and related services throughout the state, as designated by the Chief Justice of Colorado's Supreme Court.

In Fiscal Year 2023 ODR implemented a major change in its business model in soliciting independent contractor mediation services. This change resulted from a need to align ODR's contracting practices with Judicial Procurement rules. ODR published a Request for Qualifications (RFQ) through which interested mediators could apply for qualification. One additional goal of the new process was increased diversity of the mediator pool, by defining a broad set of qualification criteria that recognize a wide range of professional background, experience, second languages, training, and education. In July 2023, ODR has completed its first RFQ round for new mediators and has been onboarding nineteen (19) new contractors. A second RFQ is in progress with responses due August 15, 2023, to bring the contract mediators' pool up to capacity.

ODR focused efforts on eviction mediation, both pre-and post-FED filing. ODR implemented Colorado State [HB 23-1120](#), a bill which introduced a new mandatory pre-filing eviction mediation process for specific groups of low income tenants, which went into immediate effect on June 7, 2023. This new legislation required ODR to schedule mediation services within 14 days after a landlord's request. Parties now can easily calendar a mediation on ODR's webpage [coloradoodr.org](#). The change demonstrates a growing interest for mediation services to be directly accessible to the community, outside of and prior to the court process. ODR has been training a pool of specialized contract mediators for this case type. ODR will collect data for the legislature and internal reporting.

ODR also assisted the 4th Judicial District in post-FED filing mediation through a pilot program by which mediation services were offered free of charge to the parties. Data from the pilot are still being analyzed, yet anecdotal reports indicate that landlords and tenants believed the service to be valuable. ODR looks forward to continuing the work it has started to help reduce the impacts of eviction.

In other case types in fiscal year 2023(FY23), ODR continued to provide mediation and related services through its seventy-seven contract mediators/neutrals. Remote mediation has been the preferred method of service delivery for both mediators and parties, although in-person sessions were provided based on the needs of local districts and parties. During this past year, ODR contractors handled 6,501 cases,

down from FY22 during which 6,250 cases were handled. This slight increase in overall caseload (4%) is a positive rebound after the previous reporting period's decrease of 9%, related to a general downward trend in domestic relations filings. ODR services for DR initial filings increased from 2,554 to 2,713 (6%) year over year, however, domestic modifications decreased from 1,904 to 1,840 (3%). Mediation services constituted approximately 98% of ODR's services in FY23, which is consistent with previous fiscal years. The remaining caseload included limited neutral services in select districts including early neutral assessment, parenting plan facilitation, and supervised parenting or exchange services.

The overall agreement rate (full or partial) stabilized at the same percentage as last year (45.7%), while unresolved cases slightly decreased from 32% to 31%. There was a small decrease in the number of cases in which a party extended a settlement proposal which was under consideration by the other party at the mediation's conclusion (from 9% to 8%). This indicates a stable commitment from parties to come to an agreement during the remote mediation process, as well as a stable service level provided by contract mediators. Pre-COVID in-person mediations had higher levels of resolution. The overall agreement rate (full or partial) was at about half (49.9%) of all cases in Fiscal Year 2021, at 51.3% in Fiscal Year 2020 and 52.6% in 2019. One hypothesis from these data may be that parties are less invested to commit to an agreement when mediation services are delivered remotely.

ODR provides parties with an online customer satisfaction survey in Spanish and English, via an online link. The number of survey responses doubled from last year. Of the 213 responses received from the survey, 82% of parties report to be Very Satisfied or Mostly Satisfied; while 9% reported to be Somewhat Satisfied or Neither Satisfied nor Dissatisfied; 8% were Dissatisfied. ODR will continue to share this feedback with mediators on an individual basis to see where improvement can be made and encourage mediators to promote the survey to gather a bigger pool of data.

ODR is invested in technological innovations to help parties resolve disputes. Supported by a \$200,000 grant from the State Internet Portal Authority, ODR is customizing and implementing an integrated online dispute resolution tool through its vendor Global Justice Solutions. The roll-out will start in the Fall of 2023 with a pilot for court-ordered small claims mediation in Arapahoe County. The goal is to expand to other dispute types statewide in the next phase. Important factors in user testing will be convenience and accessibility for most users of online mediation, experience of users with technological challenges (due to skill and comfort level, disabilities, or literacy barriers), and the impact on mediation outcomes.

Districts continue to consult with ODR for technical assistance in designing and implementing dispute resolution programs. In alignment with the national interest in eviction prevention, diversion, and mitigation efforts, Colorado Courts have reached out to ODR to support various FED eviction mediation programs. ODR is providing ongoing training to community volunteer mediators in the 3rd Judicial District. As

mentioned above, ODR partnered in an eviction diversion pilot program in the 4th Judicial District. This program is successfully evolving into a launching pad for eviction mediation at a broader scale and scope. The Colorado legislature is equally recognizing the benefits of early intervention strategies, as expressed in the pre-filing eviction mediation bill HB 23-1120 and related funding for mediation services.

ODR continues to provide reduced-fee services for qualifying indigent parties based on its General Fund appropriation and now, through HB23-1120. ODR continues to administer the federal Child Access and Visitation Program grant funds. Through this grant, in FY23, ODR facilitated a strategic planning process with stakeholders of grant-funded services. The stakeholders determined the need to establish a state-wide parenting hotline as of yet unexplored service. ODR will be exploring ways to support this service in the next few years.

The ODR team added two staff members to better serve the growing demand for mediation services, both post and pre-filing. One of these positions is funded through the new HB 23-1120 program. General information regarding the Office of Dispute Resolution is available at www.coloradoODR.org.

**Table 37:
ADR Services by Case Type and Disposition Percentage for FY2023**

Case Type	Cases completely or partially resolved	Cases not resolved ¹	Cases served left with proposal ²	Cases inappropriate for ADR	Cases ongoing	ADR referred, session not held ³	Total # of cases reported
Domestic - Initial Filings	1,393	661	214	10	274	161	2,713
Percentage	51.35%	24.36%	7.89%	0.37%	10.10%	5.93%	100%
Domestic - Modifications	703	823	124	7	109	74	1,840
Percentage	38.21%	44.73%	6.74%	0.38%	5.92%	4.02%	100%
Dependency & Neglect	228	79	63	0	88	27	485
Percentage	47.01%	16.29%	12.99%	0.00%	18.14%	5.57%	100%
Child Support Enforcement	8	3	0	0	0	2	13
Percentage	61.54%	23.08%	0.00%	0.00%	0.00%	15.38%	100%
Juvenile	16	10	2	0	1	7	36
Percentage	44.44%	27.78%	5.56%	0.00%	2.78%	19.44%	100%
District Civil	31	56	5	0	10	3	105
Percentage	29.52%	53.33%	4.76%	0.00%	9.52%	2.86%	100%
County Civil	453	282	93	5	87	85	1,005
Percentage	45.1%	28.1%	9.3%	0.5%	8.7%	8.5%	100%
Criminal	1	0	0	0	0	1	2
Percentage	50.00%	0.00%	0.00%	0.00%	0.00%	50.00%	100%
Probate	10	7	0	0	0	1	18
Percentage	55.56%	38.89%	0.00%	0.00%	0.00%	5.56%	100%
Collections	1	2	1	0	0	1	5
Percentage	20.00%	40.00%	20.00%	0.00%	0.00%	20.00%	100%
Small Claims	104	78	4	3	4	29	222
Percentage	46.85%	35.14%	1.80%	1.35%	1.80%	13.06%	100%
Restraining Orders	0	0	0	0	0	0	0
Percentage	0.00%	0.00%	0.00%	0.00%	0.00%	0.00%	100%
HOA	1	1	0	0	0	0	2
Percentage	50.0%	50.0%	0.0%	0.0%	0.0%	0.0%	100%
Other	23	18	0	0	8	6	55
Percentage	42%	33%	0%	0%	15%	11%	100%
Total Cases Reported	2,972	2,020	506	25	581	397	6,501
Percentage	46%	31%	8%	0%	9%	6%	100%

¹ No agreement was reached at time of service. The parties may or may not have settled subsequent to ADR service; this information is not available.

² Parties left with proposed agreement. Information is not available as to whether this agreement was finalized.

³ ADR session was not held for a variety of reasons, including settlement prior to ADR service, refusal by one party to attend, decision to use another provider, and other.

**Table 38:
ADR Services Provided by District and Case Type for FY2023**

Judicial District	Domestic Relations Initial Filing	Domestic Relations Modification	Child Support Services	D&N (EPP & Non-EPP)	Juvenile	District Civil	County Civil	Collections	Probate	Small Claims	Protection Orders	HOA	Other	Total Cases Served
1	225	183	0	0	2	16	159	0	0	7	0	0	4	596
2	156	98	0	293	10	8	68	0	4	3	0	0	7	647
3	28	4	0	0	0	1	0	0	0	0	0	0	0	33
4	559	591	1	160	3	14	204	1	2	8	0	0	15	1558
5	30	18	1	0	1	0	16	2	0	1	0	0	0	69
6	1	1	0	0	0	1	1	0	0	0	0	0	0	4
7	6	12	0	0	1	2	20	0	0	0	0	0	8	49
8	112	40	0	0	0	6	4	0	0	0	0	0	2	164
9	14	7	0	7	0	0	2	0	0	0	0	0	0	30
10	240	122	0	1	0	6	11	0	0	0	0	0	2	382
11	53	16	0	0	0	1	2	0	0	0	0	0	0	72
12	6	7	0	0	0	1	3	0	0	0	0	0	0	17
13	20	9	0	0	0	0	0	0	0	0	0	0	0	29
14	8	6	0	0	0	0	5	1	0	0	0	0	0	20
15	1	0	0	0	0	0	1	0	0	0	0	0	0	2
16	11	3	0	0	0	0	1	0	0	0	0	0	0	15
17	303	229	3	1	0	4	146	0	0	4	0	0	5	695
18	583	332	8	1	6	27	265	1	12	196	0	2	5	1438
19	191	59	0	0	12	2	46	0	0	2	0	0	0	312
20	71	62	0	22	0	16	44	0	0	1	0	0	1	217
21	91	39	0	0	1	0	3	0	0	0	0	0	8	142
22	4	2	0	0	0	0	4	0	0	0	0	0	0	10
State Total	2713	1840	13	485	36	105	1005	5	18	222	0	2	57	6501

**Table 39:
Mediation Services Provided by District and Case Type for FY2023**

Judicial District	Domestic Relations Initial Filing	Domestic Relations Modification	Child Support Services	D&N (EPP & Non-EPP)	Juvenile	District Civil	County Civil	Collections	Probate	Small Claims	Protection Orders	HOA	Other	Total Cases Served
1	225	183	0	0	2	16	159	0	0	7	0	0	4	597
2	156	98	0	293	10	8	68	0	4	3	0	0	7	649
3	28	4	0	0	0	1	0	0	0	0	0	0	0	36
4	552	590	1	160	3	14	204	1	2	8	0	0	15	1,554
5	30	18	1	0	1	0	16	2	0	1	0	0	0	74
6	1	1	0	0	0	1	1	0	0	0	0	0	0	10
7	6	12	0	0	1	2	20	0	0	0	0	0	3	51
8	65	38	0	0	0	6	4	0	0	0	0	0	2	123
9	14	7	0	7	0	0	2	0	0	0	0	0	0	39
10	240	122	0	1	0	6	11	0	0	0	0	0	2	392
11	53	16	0	0	0	1	2	0	1	0	0	0	0	83
12	6	7	0	0	0	1	3	0	0	0	0	0	0	29
13	20	9	0	0	0	0	0	0	0	0	0	0	0	42
14	8	6	0	0	0	0	5	1	0	0	0	0	0	34
15	1	0	0	0	0	0	1	0	0	0	0	0	0	17
16	11	3	0	0	0	0	1	0	0	0	0	0	0	31
17	290	228	3	1	0	4	146	0	0	4	0	0	5	698
18	583	332	8	1	6	27	265	1	12	196	0	2	5	1,456
19	189	58	0	0	12	2	46	0	0	2	0	0	0	328
20	54	62	0	22	0	14	44	0	0	1	0	0	1	218
21	91	39	0	0	1	0	3	0	0	0	0	0	8	163
22	4	2	0	0	0	0	4	0	0	0	0	0	0	32
State Total	2627	1835	13	485	36	103	1005	5	18	222	0	2	52	6,403

A vibrant rainbow arches across a cloudy sky, with green trees in the foreground. The rainbow is the central focus, with its colors clearly visible. The sky is filled with soft, grey clouds, and the trees are lush and green, with some yellow flowers visible on the right side.

Section VII: Office of Language Access

Office of Language Access

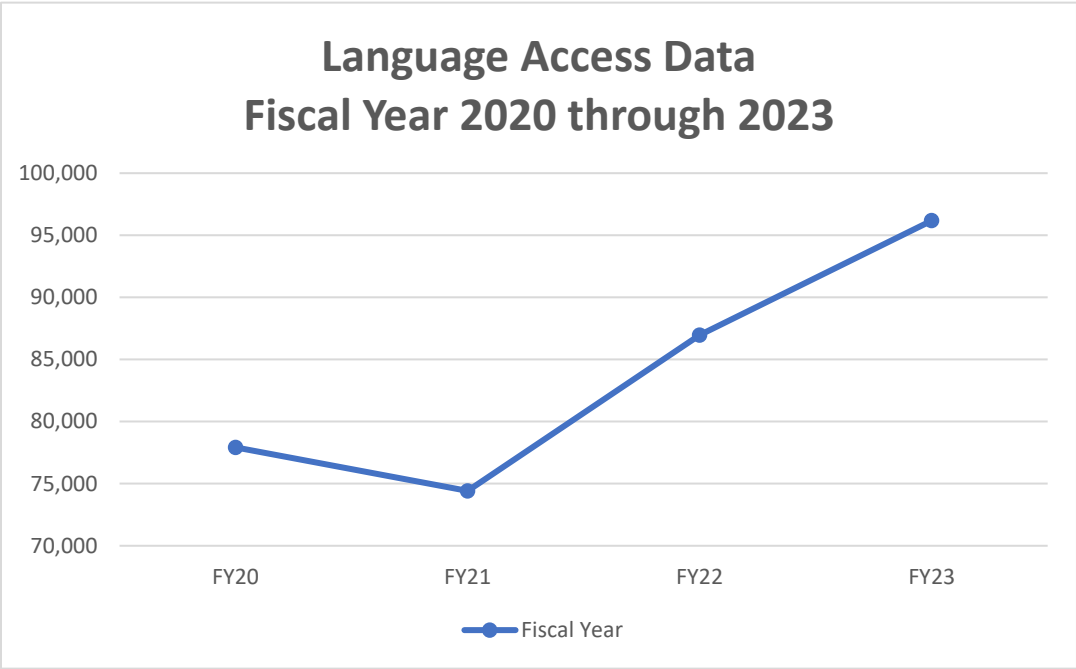
The Colorado Judicial Branch is committed to providing court users with meaningful access to the courts at no cost, regardless of the language they speak.

The Office of Language Access (OLA) provided access to the courts for limited English proficient (LEP) individuals through interpreter services in 112 languages during Fiscal Year 2023, through translations, bilingual resources, and self-help resources such as forms. OLA has also partnered with the Colorado Commission for the Deaf, Hard of Hearing and DeafBlind to improve services for deaf, hard of hearing and deafblind individuals.

OLA electronically sources data from the Colorado Judicial Department's case management system to ensure annual reporting consistency. OLA extracts this data from Scheduled Events codes as entered into the case management system, not from case filings. All court events in which an interpreter is used must be coded in the case management system with the appropriate language code. This includes, but is not limited to a party, defendant, victim, and witness. Because OLA only extracts its data from codes entered in the Department's case management system, *many* interpreter interactions are not captured in the case management system, such as front counter assistance. Therefore, while the data below is sourced electronically and reported accurately, the data represent only a fraction of interpreter services delivered.


In Fiscal Year 2023, there were 96,175 events requiring language access. Compared to Fiscal Year 2022, events requiring language access increased by 11.11 percent. The courts are continuing to address case backlog after reopening of courts due to COVID closures and restrictions. OLA continues to serve a more diversified party population with courts operating at pre-COVID capacity. This trend in increased language services is likely to continue while the number of available interpreters for in-person events has declined. To address this issue, OLA requested and received additional funding through a supplemental budget request which resulted in a \$10 hourly rate increase for contract interpreters.

Office of Language Access



**Table 40:
Number of Events Requiring Language Access by Language**

Judicial District	Spanish	Mandarin	Vietnamese	Russian	Arabic	Chuukese	Somali	Amharic	Nepali	Burmese	Grand Total	Remaining Events with Interpreters	Count of Language Description
1	3471	66	118	92	22	37	18	23	12	21	3880	438	4318
2	5595	69	110	44	108	39	29	84	74	58	6210	628	6838
3	200	2	2	1	0	0	0	0	0	0	205	18	223
4	9642	100	98	22	51	7	0	0	8	42	9970	1089	11059
5	5494	26	6	33	2	1	5	4	7	0	5578	108	5686
6	569	12	0	3	0	0	0	0	0	0	584	81	665
7	2875	7	20	11	1	0	0	0	0	0	2914	338	3252
8	2943	22	7	17	39	0	0	0	0	14	3042	513	3555
9	4592	29	7	2	0	0	0	0	6	0	4636	55	4691
10	1240	0	17	2	0	0	0	0	0	0	1259	186	1445
11	183	2	2	6	0	0	0	0	0	0	193	49	242
12	678	1	8	15	0	0	0	0	0	0	702	54	756
13	2076	1	6	3	16	4	57	0	0	5	2168	224	2392
14	1545	0	18	0	0	0	0	0	2	0	1565	67	1632
15	402	0	0	1	1	0	0	0	0	0	404	16	420
16	214	7	0	0	0	0	0	0	0	0	221	21	242
17	15391	71	101	58	34	64	22	28	72	30	15871	578	16449
18	11256	253	180	286	225	111	131	240	137	50	12869	1278	14147
19	10603	73	14	27	65	302	146	24	28	127	11409	730	12139
20	4021	18	45	15	19	0	4	0	11	3	4136	282	4418
21	1285	14	1	1	0	0	0	0	0	0	1301	60	1361
22	121	3	0	0	0	0	2	0	0	0	126	119	245
Grand Total	84396	776	760	639	583	565	414	403	357	350	89243	6932	96175

A vibrant rainbow arches across a cloudy sky, framed by green trees in the foreground. The rainbow is the central focus, with its colors clearly visible. The sky is filled with soft, grey clouds, and the trees are lush and green, adding a natural frame to the scene.

Section VIII: Financial Information

Financial Information

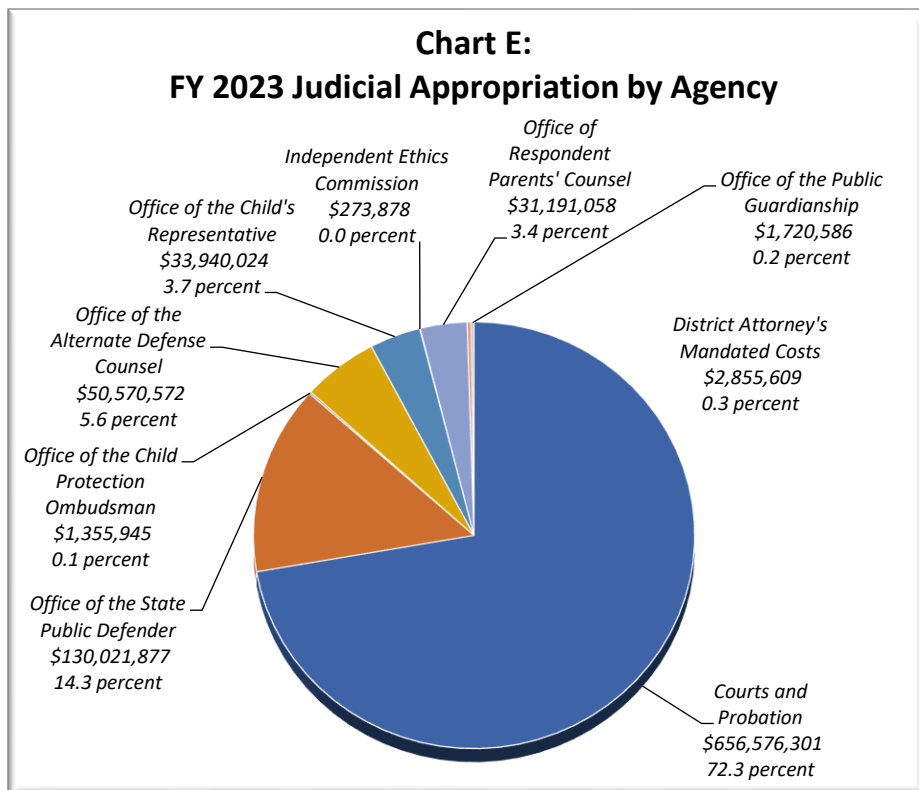
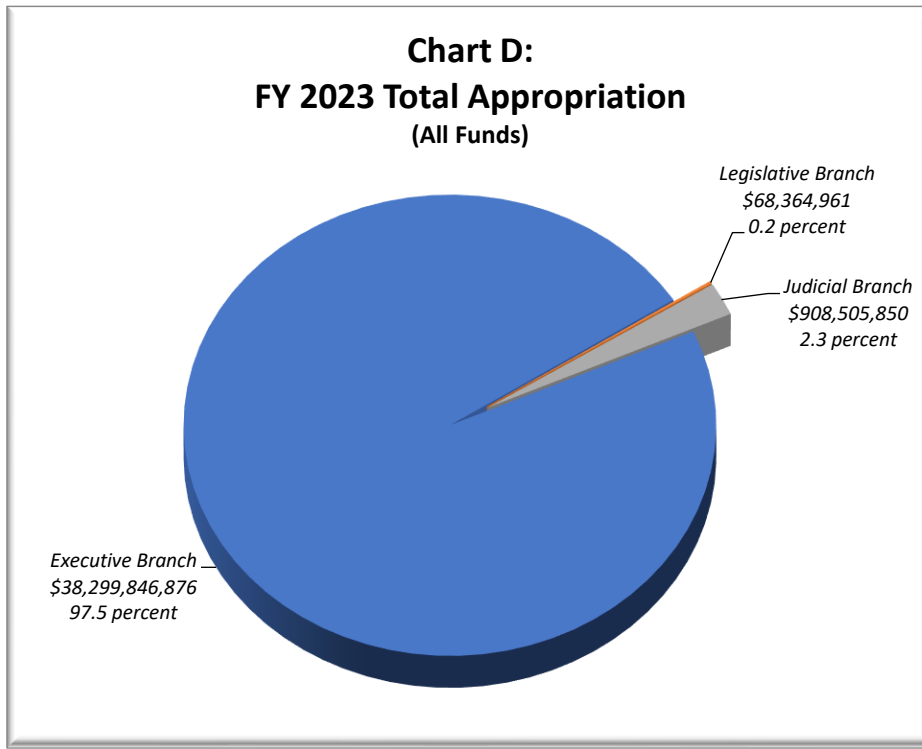
The fiscal year (FY) 2022-23 Judicial Department (Courts and Probation) budget was \$656.6 million total funds (including \$424.9 million General Fund, \$176.9 million cash funds, \$50.3 million reappropriated funds, and \$4.4 million federal funds) and 4,013.9 full-time equivalent staff. This reflects a 3.8 percent (\$24.7 million) increase from FY 2021-22. This increase is primarily driven by a \$10.6 million increase for courts information technology infrastructure and staffing, an \$8.8 million increase for central appropriations, and a \$3.3 million increase for compensation system maintenance adjustments.

In FY 2022-23, personnel costs totaling \$400.5 million total funds comprised the largest portion of the department’s budget. Employee benefits accounted for \$74.5 million; operating costs accounted for \$9.2 million; victims’ compensation and assistance programs accounted for \$30.4 million; offender treatment and services accounted for \$37.0 million; and mandated court costs including court interpreter costs, court appointed counsel, and jury costs accounted for \$18.9 million. The remaining funding was appropriated to various other programs including federal programs and grants, training, courthouse furnishings, leased space, and other miscellaneous items.

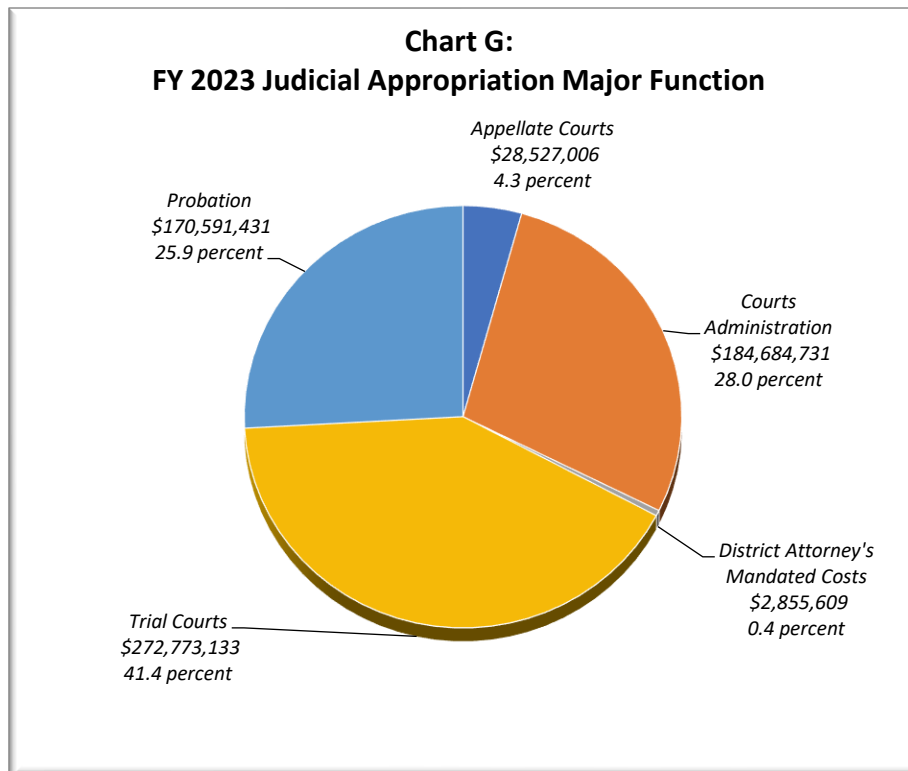
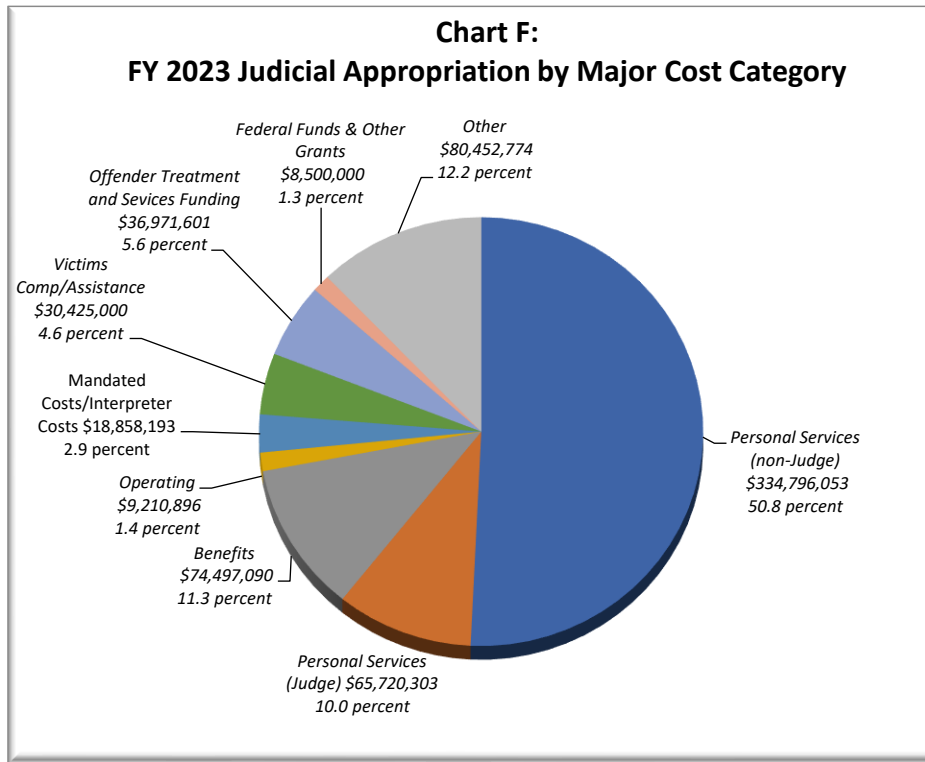
FY 2022-23 Judicial Department Appropriation Courts and Probation (Total Funds)		
Personal Services (non-Judge)	\$334,796,053	51.0%
Personal Services (Judge)	65,720,303	10.0%
Benefits	74,497,090	11.3%
Operating	9,210,896	1.4%
Mandated Costs/Interpreter Costs	16,002,584	2.4%
Victims Comp/Assistance	30,425,000	4.6%
Offender Treatment and Services Funding	36,971,601	5.6%
Federal Funds & Other Grants	8,500,000	1.3%
Other	80,452,774	12.3%
Total FY23 Appropriation	\$656,576,301	100.0%

The Judicial Branch is comprised of the Judicial Department (Courts and Probation), the Office of the Public Defender, the Office of the Alternate Defense Counsel, the Office of the Child’s Representative, the Office of the Respondent Parents’ Counsel, the Office of the Child Protection Ombudsman, the Independent Ethics Commission, the Office of Public Guardianship, and District Attorney Mandated Costs. The total FY 2022-23 appropriation was \$908.5 million total funds, representing 2.3 percent of the State of Colorado’s operating budget. The FY 2022-23 Courts and Probation appropriation of \$656.6 million total funds represents 1.7 percent of the State’s operating budget.

Financial Information



Financial Information



Collections & Revenue

In Fiscal Year 2023, the state courts throughout Colorado processed \$222 million in revenue. Over fifty different statutory funds and purposes are supported by these revenues, including the General Fund, Highway Users Trust Fund, Judicial Stabilization Fund, Correctional Treatment Cash Fund, Offender Services Fund, and many others. Specifically, \$26.2 million was received by the Department and transferred to other state departments for treatment, rehabilitation and other social services programs administered by the State. Nearly \$6 million was received by the Department and transferred to municipal and county governments, and the Division of Motor Vehicles, to support local programs and operations. \$62.2 million (29%) of the total revenue went to crime victim related programs, including \$46.3 million in restitution and interest for victims of crime.

Restitution recovery remains a priority for the Colorado courts. Included in this annual report are tables that show, by judicial district, restitution collections over the last four years, as well as total amounts assessed in restitution and funds paid to-date toward those obligations for sentences during Fiscal Years 2016 through 2020 (5 years).

The Collections Program is a statewide, cash funded program focused on client success and victim reparation through restitution. A collection investigator is available for every person with a balance due to the court through traffic or criminal assessments, with the focus on the individual person's ability to pay. Approximately 7% of these financial assessments are paid in full without the services of a Collections Investigator, with the remaining cases being managed by the program.

The Office of Restitution Services (ORS), created by SB22-043, opened in FY23, with the statutory purpose to support victims who are owed court-ordered restitution. The ORS maintains a web page, www.courts.state.co.us/restitutionservices, is available to answer general and case-specific questions, offers training and support to a wide variety of audiences, and will generate semi-annual restitution statements upon victim request.

Table 41:
COLORADO JUDICIAL DEPARTMENT
Collections / Revenue

CATEGORY

FY23

GENERAL FUND

Civil Action Tax and General Fund Civil Fees	\$ 288,031
Miscellaneous Criminal Costs, Forfeitures, and Related	\$ 2,109,641
Miscellaneous Fees/Revenue	\$ 846,635
Public Defender Fees	\$ 593,560
Seized Asset Forfeitures: 1% Statutory Share	\$ 16,162
Victims Assistance (General Fund Portion)	\$ 89,325
Subtotal	\$ 3,943,354
Percentage of Total	2%

HIGHWAY USERS TRUST FUND

D.U.I. Fines (HUTF Portion)	\$ 1,544,237
Highway Construction Workers Safety Fund	\$ 24,273
Traffic Fines & Forfeits	\$ 7,192,308
Wildlife Crossing Zones Safety Account	\$ 1
Subtotal	\$ 8,760,818
Percentage of Total	4%

VICTIM RESTITUTION AND PROGRAM FUNDS

Restitution (Reimbursements to Victims of Crime for Losses Incurred)	\$ 41,369,818
Interest on Restitution (Reimbursements to Victims of Crime for Losses Incurred)	\$ 5,012,884
Victim Address Confidentiality Surcharges (for Department of Personnel & Admin)	\$ 193,647
Victim Assistance Surcharges* (for Local and State Victims Assistance Grant Programs)	\$ 11,556,249
Victim Compensation Costs* (for Local Victims Compensation Programs)	\$ 6,144,746
Subtotal	\$ 64,277,343
Percentage of Total	29%

OTHER SPECIAL PURPOSES AND FUNDS

Adolescent Substance Abuse Surcharges (for Div. of Alcohol & Drug Abuse)	\$ 12,086
Alcohol Evaluation/Supervision Fees	\$ 3,240,778
Animal Cruelty Surcharges (for Dept. of Agriculture)	\$ 1,154
Child Abuse Investigation Surcharge (for Div. of Criminal Justice)	\$ 409,341
Collaborative Management Incentive Fund (for Dept. of Human Services; divorce fees; formerly "Family Stabilization")	\$ 2,839,607
Colorado Children's Trust Fund (for Dept. of Public Health and Environment)	\$ 369,844
Commercial Vehicle Enterprise Tax Fund (for Dept. of Revenue - Share of Excess Vehicle Wgt Penalties)	\$ 59,032
Correctional Treatment Cash Fund (for Various Criminal Justice Agencies)	\$ 7,877,799
Court Security Fund	\$ 1,920,904
Crimes Against At-Risk Persons Surcharge (for Dept. of Human Services)	\$ 41,423
Disabled Parking Education and Enforcement Fund (for Dept. of Revenue)	\$ 4,081
Discovery Sharing Surcharges (for Colorado District Attorneys Council)	\$ 92,894
Displaced Homemaker Fee (for Dept. of Labor and Employment)	\$ 106,566
Domestic Abuse Program Fund (for Dept. of Human Services)	\$ 155,922
Family Friendly Courts Surcharge	\$ 194,413
Family Violence Justice Fund	\$ 161,753
Fines - Parks and Outdoor Recreation Fund	\$ 28,888
Fines - Wildlife Cash Fund	\$ 77,488
Interstate Compact Probation Transfer Cash Fund	\$ 152,802
Judicial Information Technology Fund	\$ 29,634,405
Judicial Performance Fund	\$ 489,209
Judicial Stabilization Fund	\$ 33,160,208
Justice Center Fund	\$ 15,852,139
Law Enforcement Assistance Fund (for Dept. of Health and Environment, Transportation Safety, Human Services)	\$ 1,245,323
Misc. Cost Recoveries (Various Trial Court and Probation costs recovered, incl. court share of OJW)	\$ 1,663,632
Municipalities & Counties Share of Fees & Fines Collected, DMV's share of OJW	\$ 5,968,056
Offender ID Fund (for Dept. of Public Safety)	\$ 623,026
Office of Dispute Resolution Fund	\$ 16,650
Persistent Drunk Driver Surcharge (for Dept. of Transportation, Revenue, Human Services)	\$ 1,547,151
Probation Supervision Fees (Judicial Offender Services Fund)	\$ 24,626,156
Restorative Justice Surcharge	\$ 754,883
Rural Alcohol and Substance Abuse Fund (for Dept. of Human Services)	\$ 90,229
Sex Offender Surcharge Fund (for Various Criminal Justice Agencies)	\$ 920,627
Substance-Affected Driving Data	\$ 21,590
Supreme Court Law Library Fund	\$ 250,882
Tax - Vital Statistics (for Dept. of Public Health and Environment)	\$ 84,516
Time Payment, Late Fees, Collection Costs, Felony & Misdemeanor Fines (Judicial Collection Enhancement Fund)	\$ 9,377,175
Traumatic Brain Injury Surcharges (for Dept. of Human Services)	\$ 875,308
Useful Public Service Fees Collected (Judicial Operated Programs only)	\$ 140,941
Subtotal	\$ 145,088,883
Percentage of Total	65%
TOTAL ALL CATEGORIES	\$ 222,070,398

* Victim Assistance and Victim Compensation totals exclude Federal grant funds and restitution received in these funds.

Chart H: Colorado Judicial Department Restitution Collections (Principal Only)

District	County / Location	FY23	FY22	FY21	FY20
1	Gilpin (Central City)	\$ 59,113	\$ 70,308	\$ 78,966	\$ 42,014
	Jefferson (Golden)	\$ 3,588,241	\$ 3,289,423	\$ 2,656,836	\$ 2,953,753
2	Denver (District)	\$ 6,388,054	\$ 3,312,837	\$ 3,998,768	\$ 3,840,119
	Denver (Juvenile)	\$ 561,994	\$ 271,063	\$ 295,863	\$ 314,370
3	Huerfano (Walsenburg)	\$ 33,983	\$ 227,128	\$ 33,422	\$ 34,961
	Las Animas (Trinidad)	\$ 77,462	\$ 67,162	\$ 67,089	\$ 62,555
4	El Paso (Colo. Springs)	\$ 6,572,931	\$ 5,352,941	\$ 5,085,991	\$ 5,024,870
	Teller (Cripple Creek)	\$ 155,382	\$ 116,864	\$ 121,596	\$ 177,657
5	Clear Creek (Georgetown)	\$ 76,497	\$ 34,986	\$ 51,903	\$ 40,227
	Eagle	\$ 656,976	\$ 416,137	\$ 566,353	\$ 347,390
	Eagle (Basalt)	\$ 67,617	\$ -	\$ 55,866	\$ 65,678
	Lake (Leadville)	\$ 250,625	\$ 50,309	\$ 324,155	\$ 287,214
	Summit (Breckenridge)	\$ 7,093	\$ 347,488	\$ 3,822	\$ 2,187
6	Archuleta (Pagosa Springs)	\$ 103,260	\$ 69,529	\$ 53,143	\$ 51,971
	La Plata (Durango)	\$ 294,127	\$ 254,961	\$ 674,718	\$ 235,941
	San Juan (Silverton)	\$ 6,903	\$ 9,314	\$ 1,239	\$ 1,240
7	Delta	\$ 264,831	\$ 86,919	\$ 78,435	\$ 68,092
	Gunnison	\$ 86,324	\$ 51,191	\$ 178,153	\$ 108,008
	Hinsdale (Lake City)	\$ 8,945	\$ 134	\$ 2,647	\$ 1,453
	Montrose	\$ 217,860	\$ 409,303	\$ 183,818	\$ 168,714
	Montrose (Nucla)	\$ 37,460	\$ 21,371	\$ 52,252	\$ 10,197
8	Ouray	\$ 47,482	\$ 15,575	\$ 24,801	\$ 33,085
	San Miguel (Telluride)	\$ 2,897	\$ 868	\$ 720	\$ 417
	Jackson (Walden)	\$ 21,555	\$ 5,670	\$ 5,036	\$ 14,440
	Larimer (Ft. Collins)	\$ 2,433,941	\$ 1,645,053	\$ 1,541,660	\$ 1,869,707
9	Larimer (Loveland)	\$ 146,955	\$ 114,675	\$ 89,816	\$ 102,172
	Garfield (Glenwood Springs)	\$ 383,562	\$ 219,050	\$ 301,811.5	\$ 235,905
	Garfield (Rifle)	\$ 128,279	\$ 165,626	\$ 105,550.6	\$ 117,657
	Pitkin (Aspen)	\$ 25,141	\$ 15,845	\$ 20,062.2	\$ 17,138
10	Rio Blanco (Meeker)	\$ 21,359	\$ 16,811	\$ 15,585.0	\$ 10,552
	Rio Blanco (Rangely)	\$ 16,781	\$ 5,959	\$ 4,391.5	\$ 4,582
	Pueblo	\$ 1,158,977	\$ 728,826	\$ 790,802	\$ 765,005
11	Chaffee (Salida)	\$ 176,467	\$ 134,574	\$ 108,985	\$ 106,429
	Custer (Westcliffe)	\$ 15,575	\$ 17,317	\$ 10,997	\$ 12,718
	Fremont (Canon City)	\$ 221,935	\$ 195,190	\$ 177,726	\$ 168,444
	Park (Fairplay)	\$ 79,762	\$ 57,054	\$ 64,765	\$ 46,272
12	Alamosa	\$ 176,181	\$ 150,174	\$ 135,648	\$ 165,626
	Conejos	\$ 46,626	\$ 26,166	\$ 34,728	\$ 36,649
	Costilla (San Luis)	\$ 28,979	\$ 11,308	\$ 19,057	\$ 12,822
	Mineral (Creede)	\$ 8,239	\$ 5,586	\$ 2,170	\$ 1,225
	Rio Grande (Del Norte)	\$ 90,519	\$ 34,047	\$ 51,336	\$ 72,123
13	Saguache	\$ 56,107	\$ 13,645	\$ 41,449	\$ 36,310
	Kit Carson (Burlington)	\$ 19,388	\$ 41,769	\$ 26,518	\$ 44,068
	Logan (Sterling)	\$ 122,127	\$ 148,843	\$ 125,736	\$ 142,080
	Morgan (Ft. Morgan)	\$ 187,215	\$ 271,530	\$ 219,425	\$ 171,118
	Phillips (Holyoke)	\$ 22,906	\$ 15,405	\$ 33,515	\$ 9,762
	Sedgwick (Julesburg)	\$ 7,749	\$ 14,558	\$ 9,343	\$ 19,252
	Washington (Akron)	\$ 21,355	\$ 10,743	\$ 11,407	\$ 9,722
14	Yuma (Wray)	\$ 16,059	\$ 54,925	\$ 37,825	\$ 33,429
	Grand (Hot Sulphur Springs)	\$ 122,564	\$ 154,249	\$ 116,843	\$ 113,805
	Moffat (Craig)	\$ 108,690	\$ 71,787	\$ 84,874	\$ 101,809
15	Routt (Steamboat)	\$ 200,124	\$ 110,660	\$ 64,525	\$ 80,960
	Baca (Springfield)	\$ 29,876	\$ 10,035	\$ 14,580	\$ 15,757
	Cheyenne (Cheyenne Wells)	\$ 14,185	\$ 10,416	\$ 2,771	\$ 8,536
	Kiowa (Eads)	\$ 2,389	\$ 13,423	\$ 4,214	\$ 5,273
16	Prowers (Lamar)	\$ 65,857	\$ 61,000	\$ 68,320	\$ 90,615
	Bent (Las Animas)	\$ 26,491	\$ 14,616	\$ 24,767	\$ 16,169
	Crowley (Ordway)	\$ 15,743	\$ 8,242	\$ 11,935	\$ 13,748
17	Otero (Lajunta)	\$ 156,703	\$ 95,195	\$ 90,978	\$ 73,993
	Adams (Brighton)	\$ 3,737,415	\$ 3,064,454	\$ 2,627,485	\$ 2,754,749
18	Broomfield County	\$ 328,914	\$ 308,654	\$ 246,523	\$ 204,592
	Arapahoe	\$ 3,943,987	\$ 2,814,831	\$ 3,484,960	\$ 3,169,933
	Douglas (Castle Rock)	\$ 1,786,981	\$ 1,504,661	\$ 4,536,236	\$ 1,213,324
	Elbert (Kiowa)	\$ 59,470	\$ 46,253	\$ 65,064	\$ 92,860
19	Lincoln (Hugo)	\$ 62,055	\$ 40,578	\$ 31,633	\$ 47,120
	Weld (Greely)	\$ 2,010,733	\$ 1,671,709	\$ 1,372,636	\$ 1,596,852
20	Boulder	\$ 1,632,604	\$ 1,384,637	\$ 1,522,995	\$ 1,300,569
	Boulder (Longmont)	\$ 117,807	\$ 69,836	\$ 98,296	\$ 114,569
21	Mesa (Grand Junction)	\$ 1,480,272	\$ 1,288,168	\$ 1,017,135	\$ 1,055,998
22	Dolores (Dove Creek)	\$ 20,192	\$ 10,830	\$ 9,846	\$ 13,644
	Montezuma (Cortez)	\$ 246,968	\$ 162,098	\$ 196,873	\$ 138,593
Statewide Totals		\$ 41,369,818	\$ 31,512,491	\$ 34,266,390	\$ 30,320,785

Note: Excludes Interest

Chart I: Restitution Assessments and Totals Collected to Date

Fiscal Year >>		FY19						FY20					
District	Category	Cases with Restitution Orders	Cases Paid in Full	% Cases Paid in Full	Restitution Assessed	Paid to Date	% Dollars Paid to Date	Cases with Restitution Orders	Cases Paid in Full	% Cases Paid in Full	Restitution Assessed	Paid to Date	% Dollars Paid to Date
1	a. \$1,000 or less	440	307	70%	\$ 205,642	\$ 146,275	71%	404	262	65%	\$ 172,632	\$ 120,572	70%
	b. \$1,001 - \$5,000	238	129	54%	\$ 570,642	\$ 347,209	61%	212	114	54%	\$ 481,749	\$ 285,500	59%
	c. \$5,001 - \$25,000	104	38	37%	\$ 1,120,515	\$ 511,925	46%	104	41	39%	\$ 1,029,538	\$ 550,838	54%
	d. \$25,001 - \$100,000	24	6	25%	\$ 1,294,460	\$ 523,971	40%	12	4	33%	\$ 584,300	\$ 211,393	36%
	e. \$100,001 - \$1,000,000	7	1	14%	\$ 1,103,025	\$ 273,913	25%	6	1	17%	\$ 1,520,374	\$ 255,037	17%
	f. Over \$1,000,000	2	-	0%	\$ 2,692,469	\$ 1,491	0%	-	-	0%	\$ -	\$ -	0%
1 Total		815	481	59%	\$ 6,986,753	\$ 1,804,784	26%	738	422	57%	\$ 3,788,592	\$ 1,423,339	38%
2	a. \$1,000 or less	266	123	46%	\$ 121,554	\$ 68,212	56%	239	103	43%	\$ 106,981	\$ 49,677	46%
	b. \$1,001 - \$5,000	311	104	33%	\$ 752,653	\$ 308,978	41%	265	74	28%	\$ 633,922	\$ 231,872	37%
	c. \$5,001 - \$25,000	207	36	17%	\$ 2,112,495	\$ 683,405	32%	162	22	14%	\$ 1,713,689	\$ 391,280	23%
	d. \$25,001 - \$100,000	32	3	9%	\$ 1,625,193	\$ 388,410	24%	35	4	11%	\$ 1,471,545	\$ 218,285	15%
	e. \$100,001 - \$1,000,000	9	2	22%	\$ 1,686,345	\$ 447,294	27%	15	2	13%	\$ 4,115,009	\$ 414,379	10%
	f. Over \$1,000,000	1	-	0%	\$ 1,185,213	\$ 2,127	0%	1	-	0%	\$ 1,372,176	\$ 1,162	0%
2 Total		826	268	32%	\$ 7,483,453	\$ 1,898,426	25%	717	205	29%	\$ 9,413,322	\$ 1,306,655	14%
3	a. \$1,000 or less	23	8	35%	\$ 4,936	\$ 2,120	43%	17	10	59%	\$ 5,465	\$ 3,985	73%
	b. \$1,001 - \$5,000	10	7	70%	\$ 22,352	\$ 17,464	78%	10	5	50%	\$ 20,395	\$ 10,909	53%
	c. \$5,001 - \$25,000	6	-	0%	\$ 63,175	\$ 9,194	15%	8	2	25%	\$ 85,684	\$ 26,466	31%
	d. \$25,001 - \$100,000	-	-	0%	\$ -	\$ -	0%	-	-	0%	\$ -	\$ -	0%
	e. \$100,001 - \$1,000,000	-	-	0%	\$ -	\$ -	0%	-	-	0%	\$ -	\$ -	0%
3 Total		39	15	38%	\$ 90,462	\$ 28,777	32%	35	17	49%	\$ 111,544	\$ 41,360	37%
4	a. \$1,000 or less	837	565	68%	\$ 337,992	\$ 247,572	73%	737	430	58%	\$ 285,815	\$ 177,402	62%
	b. \$1,001 - \$5,000	572	256	45%	\$ 1,368,190	\$ 722,457	53%	579	256	44%	\$ 1,317,833	\$ 662,983	50%
	c. \$5,001 - \$25,000	283	57	20%	\$ 2,885,972	\$ 797,277	28%	300	51	17%	\$ 3,202,823	\$ 791,455	25%
	d. \$25,001 - \$100,000	61	5	8%	\$ 2,796,612	\$ 399,045	12%	55	6	11%	\$ 2,498,823	\$ 408,247	16%
	e. \$100,001 - \$1,000,000	16	-	0%	\$ 3,226,661	\$ 49,363	2%	18	-	0%	\$ 3,503,102	\$ 88,797	3%
	f. Over \$1,000,000	1	-	0%	\$ 1,281,885	\$ 6,015	0%	3	-	0%	\$ 18,505,623	\$ 787	0%
4 Total		1,770	883	50%	\$ 11,897,313	\$ 2,161,729	18%	1,692	743	44%	\$ 29,314,018	\$ 2,129,671	7%
5	a. \$1,000 or less	92	64	70%	\$ 36,753	\$ 28,352	77%	91	72	79%	\$ 41,841	\$ 34,048	81%
	b. \$1,001 - \$5,000	66	46	70%	\$ 155,696	\$ 111,072	71%	39	24	62%	\$ 88,696	\$ 65,074	73%
	c. \$5,001 - \$25,000	23	6	26%	\$ 236,531	\$ 78,370	33%	21	10	48%	\$ 220,270	\$ 108,311	49%
	d. \$25,001 - \$100,000	6	5	83%	\$ 195,492	\$ 187,951	96%	10	5	50%	\$ 618,681	\$ 417,741	68%
	e. \$100,001 - \$1,000,000	2	-	0%	\$ 327,030	\$ 6,420	2%	-	-	0%	\$ -	\$ -	0%
	f. Over \$1,000,000	-	-	0%	\$ -	\$ -	0%	-	-	0%	\$ -	\$ -	0%
5 Total		189	121	64%	\$ 951,502	\$ 412,166	43%	161	111	69%	\$ 969,487	\$ 625,174	64%

Chart I: Restitution Assessments and Totals Collected to Date

Fiscal Year >>		FY19						FY20					
District	Category	Cases with Restitution Orders	Cases Paid in Full	% Cases Paid in Full	Restitution Assessed	Paid to Date	% Dollars Paid to Date	Cases with Restitution Orders	Cases Paid in Full	% Cases Paid in Full	Restitution Assessed	Paid to Date	% Dollars Paid to Date
6	a. \$1,000 or less	53	44	83%	\$ 23,615	\$ 20,542	87%	65	42	65%	\$ 29,679	\$ 20,824	70%
	b. \$1,001 - \$5,000	27	17	63%	\$ 59,305	\$ 40,203	68%	37	27	73%	\$ 90,584	\$ 64,827	72%
	c. \$5,001 - \$25,000	10	4	40%	\$ 95,800	\$ 35,483	37%	13	5	38%	\$ 111,450	\$ 50,475	45%
	d. \$25,001 - \$100,000	2	-	0%	\$ 110,436	\$ 984	1%	1	-	0%	\$ 43,752	\$ -	0%
	e. \$100,001 - \$1,000,000	1	-	0%	\$ 530,632	\$ 4,067	1%	-	-	0%	\$ -	\$ -	0%
6 Total		93	65	70%	\$ 819,788	\$ 101,279	12%	116	74	64%	\$ 275,465	\$ 136,127	49%
7	a. \$1,000 or less	108	79	73%	\$ 45,430	\$ 33,244	73%	67	48	72%	\$ 23,671	\$ 17,430	74%
	b. \$1,001 - \$5,000	39	23	59%	\$ 84,027	\$ 51,836	62%	40	24	60%	\$ 82,156	\$ 53,260	65%
	c. \$5,001 - \$25,000	11	3	27%	\$ 115,381	\$ 42,772	37%	11	4	36%	\$ 110,520	\$ 38,047	34%
	d. \$25,001 - \$100,000	2	-	0%	\$ 65,748	\$ 11,627	18%	3	1	33%	\$ 92,580	\$ 39,860	43%
	e. \$100,001 - \$1,000,000	-	-	0%	\$ -	\$ -	0%	-	-	0%	\$ -	\$ -	0%
	f. Over \$1,000,000	1	-	0%	\$ 2,959,200	\$ 43,157	1%	-	-	0%	\$ -	\$ -	0%
7 Total		161	105	65%	\$ 3,269,785	\$ 182,635	6%	121	77	64%	\$ 308,926	\$ 148,596	48%
8	a. \$1,000 or less	386	286	74%	\$ 155,449	\$ 123,297	79%	301	216	72%	\$ 118,847	\$ 91,721	77%
	b. \$1,001 - \$5,000	181	110	61%	\$ 417,158	\$ 278,757	67%	157	80	51%	\$ 381,495	\$ 219,758	58%
	c. \$5,001 - \$25,000	71	24	34%	\$ 774,597	\$ 348,691	45%	54	19	35%	\$ 554,209	\$ 216,583	39%
	d. \$25,001 - \$100,000	6	-	0%	\$ 220,065	\$ 43,590	20%	12	-	0%	\$ 487,970	\$ 50,304	10%
	e. \$100,001 - \$1,000,000	7	-	0%	\$ 1,097,762	\$ 38,256	3%	1	-	0%	\$ 309,832	\$ 2,164	1%
	f. Over \$1,000,000	-	-	0%	\$ -	\$ -	0%	1	-	0%	\$ 1,611,879	\$ 35,988	2%
8 Total		651	420	65%	\$ 2,665,031	\$ 832,591	31%	526	315	60%	\$ 3,464,231	\$ 616,519	18%
9	a. \$1,000 or less	59	42	71%	\$ 24,912	\$ 18,033	72%	55	42	76%	\$ 24,259	\$ 19,283	79%
	b. \$1,001 - \$5,000	45	29	64%	\$ 111,812	\$ 75,183	67%	47	23	49%	\$ 116,629	\$ 64,652	55%
	c. \$5,001 - \$25,000	11	3	27%	\$ 151,593	\$ 58,185	38%	6	3	50%	\$ 75,980	\$ 21,192	28%
	d. \$25,001 - \$100,000	2	1	50%	\$ 111,907	\$ 36,620	33%	7	1	14%	\$ 265,821	\$ 48,320	18%
	e. \$100,001 - \$1,000,000	-	-	0%	\$ -	\$ -	0%	1	-	0%	\$ 125,000	\$ 86,274	69%
9 Total		117	75	64%	\$ 400,224	\$ 188,020	47%	116	69	59%	\$ 607,589	\$ 239,721	39%
10	a. \$1,000 or less	190	113	59%	\$ 79,694	\$ 51,878	65%	153	92	60%	\$ 72,467	\$ 48,270	67%
	b. \$1,001 - \$5,000	102	42	41%	\$ 219,631	\$ 105,703	48%	93	35	38%	\$ 213,825	\$ 102,858	48%
	c. \$5,001 - \$25,000	43	11	26%	\$ 428,751	\$ 137,535	32%	31	6	19%	\$ 328,995	\$ 93,433	28%
	d. \$25,001 - \$100,000	2	-	0%	\$ 72,897	\$ 21,437	29%	2	-	0%	\$ 80,860	\$ 6,242	8%
	e. \$100,001 - \$1,000,000	2	-	0%	\$ 498,486	\$ 24,560	5%	-	-	0%	\$ -	\$ -	0%
10 Total		339	166	49%	\$ 1,299,459	\$ 341,113	26%	279	133	48%	\$ 696,147	\$ 250,804	36%

Chart I: Restitution Assessments and Totals Collected to Date

Fiscal Year >>		FY19						FY20					
District	Category	Cases with Restitution Orders	Cases Paid in Full	% Cases Paid in Full	Restitution Assessed	Paid to Date	% Dollars Paid to Date	Cases with Restitution Orders	Cases Paid in Full	% Cases Paid in Full	Restitution Assessed	Paid to Date	% Dollars Paid to Date
11	a. \$1,000 or less	118	84	71%	\$ 36,705	\$ 26,717	73%	90	51	57%	\$ 29,453	\$ 18,413	63%
	b. \$1,001 - \$5,000	56	29	52%	\$ 144,061	\$ 79,163	55%	41	21	51%	\$ 112,735	\$ 62,649	56%
	c. \$5,001 - \$25,000	17	6	35%	\$ 154,351	\$ 86,249	56%	11	5	45%	\$ 118,887	\$ 63,162	53%
	d. \$25,001 - \$100,000	-	-	0%	\$ -	\$ -	0%	1	-	0%	\$ 33,986	\$ 2,619	8%
	e. \$100,001 - \$1,000,000	1	-	0%	\$ 149,633	\$ 908	1%	-	-	0%	\$ -	\$ -	0%
11 Total		192	119	62%	\$ 484,770	\$ 193,037	40%	143	77	54%	\$ 295,061	\$ 146,844	50%
12	a. \$1,000 or less	86	57	66%	\$ 31,632	\$ 22,429	71%	73	45	62%	\$ 21,921	\$ 13,412	61%
	b. \$1,001 - \$5,000	36	18	50%	\$ 82,241	\$ 42,638	52%	29	17	59%	\$ 68,058	\$ 41,526	61%
	c. \$5,001 - \$25,000	13	7	54%	\$ 163,399	\$ 92,138	56%	12	2	17%	\$ 132,630	\$ 34,182	26%
	d. \$25,001 - \$100,000	4	1	25%	\$ 232,747	\$ 31,933	14%	5	1	20%	\$ 189,725	\$ 35,368	19%
	e. \$100,001 - \$1,000,000	-	-	0%	\$ -	\$ -	0%	-	-	0%	\$ -	\$ -	0%
	f. Over \$1,000,000	-	-	0%	\$ -	\$ -	0%	-	-	0%	\$ -	\$ -	0%
12 Total		139	83	60%	\$ 510,018	\$ 189,138	37%	119	65	55%	\$ 412,333	\$ 124,487	30%
13	a. \$1,000 or less	47	35	74%	\$ 16,771	\$ 11,980	71%	55	36	65%	\$ 24,105	\$ 16,369	68%
	b. \$1,001 - \$5,000	39	20	51%	\$ 96,193	\$ 59,547	62%	27	12	44%	\$ 66,181	\$ 46,417	70%
	c. \$5,001 - \$25,000	17	6	35%	\$ 167,792	\$ 83,992	50%	17	6	35%	\$ 163,885	\$ 85,619	52%
	d. \$25,001 - \$100,000	7	1	14%	\$ 324,104	\$ 41,894	13%	1	1	100%	\$ 45,000	\$ 45,000	100%
	e. \$100,001 - \$1,000,000	-	-	0%	\$ -	\$ -	0%	2	-	0%	\$ 285,610	\$ 2,558	1%
13 Total		110	62	56%	\$ 604,860	\$ 197,413	33%	102	55	54%	\$ 584,782	\$ 195,963	34%
14	a. \$1,000 or less	61	48	79%	\$ 19,131	\$ 16,024	84%	58	51	88%	\$ 17,453	\$ 14,239	82%
	b. \$1,001 - \$5,000	28	19	68%	\$ 72,147	\$ 56,867	79%	18	10	56%	\$ 38,953	\$ 18,075	46%
	c. \$5,001 - \$25,000	10	5	50%	\$ 101,785	\$ 59,168	58%	6	3	50%	\$ 61,913	\$ 29,118	47%
	d. \$25,001 - \$100,000	3	-	0%	\$ 138,235	\$ 846	1%	1	-	0%	\$ 30,886	\$ 11,825	38%
	e. \$100,001 - \$1,000,000	-	-	0%	\$ -	\$ -	0%	2	-	0%	\$ 1,120,275	\$ 5,283	0%
14 Total		102	72	71%	\$ 331,298	\$ 132,906	40%	85	64	75%	\$ 1,269,480	\$ 78,540	6%
15	a. \$1,000 or less	53	33	62%	\$ 16,248	\$ 9,583	59%	59	43	73%	\$ 10,945	\$ 8,628	79%
	b. \$1,001 - \$5,000	10	2	20%	\$ 24,894	\$ 5,305	21%	19	12	63%	\$ 38,549	\$ 26,348	68%
	c. \$5,001 - \$25,000	9	4	44%	\$ 85,453	\$ 58,590	69%	4	1	25%	\$ 48,767	\$ 15,909	33%
	d. \$25,001 - \$100,000	-	-	0%	\$ -	\$ -	0%	-	-	0%	\$ -	\$ -	0%
15 Total		72	39	54%	\$ 126,595	\$ 73,478	58%	82	56	68%	\$ 98,261	\$ 50,886	52%

Chart I: Restitution Assessments and Totals Collected to Date

Fiscal Year >>		FY19						FY20					
District	Category	Cases with Restitution Orders	Cases Paid in Full	% Cases Paid in Full	Restitution Assessed	Paid to Date	% Dollars Paid to Date	Cases with Restitution Orders	Cases Paid in Full	% Cases Paid in Full	Restitution Assessed	Paid to Date	% Dollars Paid to Date
16	a. \$1,000 or less	34	25	74%	\$ 12,050	\$ 8,411	70%	26	11	42%	\$ 7,559	\$ 4,801	64%
	b. \$1,001 - \$5,000	13	6	46%	\$ 32,396	\$ 13,758	42%	12	3	25%	\$ 31,243	\$ 14,256	46%
	c. \$5,001 - \$25,000	7	1	14%	\$ 73,290	\$ 18,703	26%	5	2	40%	\$ 57,480	\$ 21,567	38%
	d. \$25,001 - \$100,000	-	-	0%	\$ -	\$ -	0%	2	-	0%	\$ 95,398	\$ 8,246	9%
	e. \$100,001 - \$1,000,000	2	-	0%	\$ 953,138	\$ 4,116	0%	1	-	0%	\$ 631,041	\$ 650	0%
16 Total		56	32	57%	\$ 1,070,873	\$ 44,989	4%	46	16	35%	\$ 822,721	\$ 49,520	6%
17	a. \$1,000 or less	600	385	64%	\$ 292,160	\$ 206,493	71%	397	242	61%	\$ 190,549	\$ 127,690	67%
	b. \$1,001 - \$5,000	394	174	44%	\$ 944,857	\$ 474,940	50%	292	116	40%	\$ 741,436	\$ 333,512	45%
	c. \$5,001 - \$25,000	169	45	27%	\$ 1,626,923	\$ 631,228	39%	127	27	21%	\$ 1,389,206	\$ 455,985	33%
	d. \$25,001 - \$100,000	27	6	22%	\$ 1,089,528	\$ 340,570	31%	16	2	13%	\$ 694,111	\$ 183,093	26%
	e. \$100,001 - \$1,000,000	8	1	13%	\$ 2,754,166	\$ 136,351	5%	8	1	13%	\$ 1,676,350	\$ 217,920	13%
17 Total		1,198	611	51%	\$ 6,707,633	\$ 1,789,581	27%	840	388	46%	\$ 4,691,651	\$ 1,318,200	28%
18	a. \$1,000 or less	541	381	70%	\$ 250,781	\$ 187,431	75%	374	257	69%	\$ 182,126	\$ 130,103	71%
	b. \$1,001 - \$5,000	283	166	59%	\$ 653,456	\$ 434,684	67%	251	133	53%	\$ 614,510	\$ 360,325	59%
	c. \$5,001 - \$25,000	154	52	34%	\$ 1,670,745	\$ 735,227	44%	122	33	27%	\$ 1,352,601	\$ 492,063	36%
	d. \$25,001 - \$100,000	26	7	27%	\$ 1,156,296	\$ 411,804	36%	19	3	16%	\$ 824,248	\$ 225,713	27%
	e. \$100,001 - \$1,000,000	8	1	13%	\$ 2,836,891	\$ 574,025	20%	13	1	8%	\$ 2,378,742	\$ 381,298	16%
	f. Over \$1,000,000	3	-	0%	\$ 16,703,236	\$ 171,690	1%	2	-	0%	\$ 2,604,665	\$ 90,476	3%
18 Total		1,015	607	60%	\$ 23,271,405	\$ 2,514,862	11%	781	427	55%	\$ 7,956,892	\$ 1,679,978	21%
19	a. \$1,000 or less	211	143	68%	\$ 87,583	\$ 61,250	70%	215	139	65%	\$ 90,708	\$ 61,320	68%
	b. \$1,001 - \$5,000	144	75	52%	\$ 333,601	\$ 198,685	60%	131	63	48%	\$ 307,865	\$ 168,977	55%
	c. \$5,001 - \$25,000	85	30	35%	\$ 948,003	\$ 436,301	46%	58	15	26%	\$ 577,377	\$ 229,117	40%
	d. \$25,001 - \$100,000	19	1	5%	\$ 866,100	\$ 169,006	18%	11	1	9%	\$ 524,858	\$ 63,217	12%
	e. \$100,001 - \$1,000,000	-	-	0%	\$ -	\$ -	0%	2	-	0%	\$ 339,945	\$ 13,758	4%
	f. Over \$1,000,000	-	-	0%	\$ -	\$ -	0%	-	-	0%	\$ -	\$ -	0%
19 Total		459	249	54%	\$ 2,235,288	\$ 855,242	38%	417	218	52%	\$ 1,840,754	\$ 536,390	29%
20	a. \$1,000 or less	303	208	69%	\$ 130,400	\$ 95,057	73%	182	117	64%	\$ 76,232	\$ 52,152	68%
	b. \$1,001 - \$5,000	185	89	48%	\$ 427,426	\$ 225,689	53%	113	50	44%	\$ 257,422	\$ 125,021	49%
	c. \$5,001 - \$25,000	64	20	31%	\$ 586,331	\$ 251,312	43%	50	14	28%	\$ 489,977	\$ 198,407	40%
	d. \$25,001 - \$100,000	11	-	0%	\$ 485,864	\$ 35,187	7%	8	1	13%	\$ 439,715	\$ 43,864	10%
	e. \$100,001 - \$1,000,000	3	-	0%	\$ 478,371	\$ 9,452	2%	5	1	20%	\$ 797,647	\$ 130,195	16%
	f. Over \$1,000,000	1	-	0%	\$ 1,908,034	\$ 4,713	0%	1	-	0%	\$ 3,115,363	\$ 1,934	0%
20 Total		567	317	56%	\$ 4,016,425	\$ 621,410	15%	359	183	51%	\$ 5,176,355	\$ 551,573	11%

Chart I: Restitution Assessments and Totals Collected to Date

Fiscal Year >>		FY19						FY20					
District	Category	Cases with Restitution Orders	Cases Paid in Full	% Cases Paid in Full	Restitution Assessed	Paid to Date	% Dollars Paid to Date	Cases with Restitution Orders	Cases Paid in Full	% Cases Paid in Full	Restitution Assessed	Paid to Date	% Dollars Paid to Date
21	a. \$1,000 or less	314	238	76%	\$ 106,494	\$ 84,546	79%	270	179	66%	\$ 106,108	\$ 71,134	67%
	b. \$1,001 - \$5,000	143	80	56%	\$ 320,385	\$ 191,307	60%	125	64	51%	\$ 292,331	\$ 184,834	63%
	c. \$5,001 - \$25,000	53	14	26%	\$ 582,594	\$ 245,908	42%	43	9	21%	\$ 411,713	\$ 137,116	33%
	d. \$25,001 - \$100,000	5	1	20%	\$ 283,891	\$ 80,430	28%	6	1	17%	\$ 296,678	\$ 114,010	38%
	e. \$100,001 - \$1,000,000	1	-	0%	\$ 249,286	\$ 6,016	2%	1	-	0%	\$ 145,011	\$ 4,993	3%
	f. Over \$1,000,000	-	-	0%	\$ -	\$ -	0%	-	-	0%	\$ -	\$ -	0%
	21 Total		516	333	65%	\$ 1,542,649	\$ 608,208	39%	445	253	57%	\$ 1,251,841	\$ 512,087
22	a. \$1,000 or less	35	22	63%	\$ 13,459	\$ 8,122	60%	27	20	74%	\$ 10,973	\$ 8,837	81%
	b. \$1,001 - \$5,000	23	12	52%	\$ 52,241	\$ 31,825	61%	20	10	50%	\$ 48,890	\$ 28,542	58%
	c. \$5,001 - \$25,000	8	3	38%	\$ 62,301	\$ 34,576	55%	8	4	50%	\$ 87,107	\$ 40,183	46%
	d. \$25,001 - \$100,000	1	1	100%	\$ 54,560	\$ 54,560	100%	1	-	0%	\$ 75,096	\$ 2,149	3%
	e. \$100,001 - \$1,000,000	1	-	0%	\$ 260,780	\$ 2,579	1%	1	-	0%	\$ 269,206	\$ 1,237	0%
22 Total		68	38	56%	\$ 443,342	\$ 131,662	30%	57	34	60%	\$ 491,272	\$ 80,948	16%
Statewide	a. \$1,000 or less	4,857	3,290	68%	\$ 2,049,391	\$ 1,477,567	72%	3,955	2,508	63%	\$ 1,649,790	\$ 1,110,311	67%
	b. \$1,001 - \$5,000	2,945	1,453	49%	\$ 6,945,382	\$ 3,873,269	56%	2,557	1,173	46%	\$ 6,048,454	\$ 3,172,177	52%
	c. \$5,001 - \$25,000	1,375	375	27%	\$ 14,207,777	\$ 5,436,229	38%	1,173	284	24%	\$ 12,324,601	\$ 4,090,510	33%
	d. \$25,001 - \$100,000	240	38	16%	\$ 11,124,135	\$ 2,709,867	24%	208	31	15%	\$ 9,394,032	\$ 2,135,496	23%
	e. \$100,001 - \$1,000,000	68	5	7%	\$ 16,152,206	\$ 1,577,320	10%	76	6	8%	\$ 17,217,142	\$ 1,604,543	9%
	f. Over \$1,000,000	9	-	0%	\$ 26,730,037	\$ 229,193	1%	8	-	0%	\$ 27,209,706	\$ 130,346	0%
Statewide Total		9,494	5,161	54%	\$ 77,208,927	\$ 15,303,446	20%	7,977	4,002	50%	\$ 73,840,724	\$ 12,243,382	17%

Chart I: Restitution Assessments and Totals Collected to Date

Fiscal Year >>		FY21						FY22						FY23					
District	Category	Cases with Restitution Orders	Cases Paid in Full	% Cases Paid in Full	Restitution Assessed	Paid to Date	% Dollars Paid to Date	Cases with Restitution Orders	Cases Paid in Full	% Cases Paid in Full	Restitution Assessed	Paid to Date	% Dollars Paid to Date	Cases with Restitution Orders	Cases Paid in Full	% Cases Paid in Full	Restitution Assessed	Paid to Date	% Dollars Paid to Date
1	a. \$1,000 or less	272	186	68%	\$ 129,707	\$ 92,798	72%	270	131	49%	\$ 133,319	\$ 69,932	52%	297	93	31%	\$ 144,567	\$ 49,621	34%
	b. \$1,001 - \$5,000	175	79	45%	\$ 431,791	\$ 226,132	52%	164	63	38%	\$ 389,124	\$ 159,750	41%	219	34	16%	\$ 509,819	\$ 92,172	18%
	c. \$5,001 - \$25,000	87	24	28%	\$ 954,672	\$ 356,424	37%	78	12	15%	\$ 782,746	\$ 182,910	23%	101	15	15%	\$ 1,002,771	\$ 203,221	20%
	d. \$25,001 - \$100,000	14	6	43%	\$ 831,887	\$ 483,035	58%	13	2	15%	\$ 675,284	\$ 250,943	37%	14	2	14%	\$ 561,253	\$ 83,428	15%
	e. \$100,001 - \$1,000,000	3	-	0%	\$ 761,234	\$ 47,682	6%	2	-	0%	\$ 517,269	\$ 75,621	15%	2	-	0%	\$ 1,148,753	\$ 14,663	1%
	f. Over \$1,000,000	-	-	0%	\$ -	\$ -	0%	1	-	0%	\$ 2,266,271	\$ 10,380	0%	-	-	0%	\$ -	\$ -	0%
1 Total		551	295	54%	\$ 3,109,291	\$ 1,206,070	39%	528	208	39%	\$ 4,764,012	\$ 749,537	16%	633	144	23%	\$ 3,367,163	\$ 443,105	13%
2	a. \$1,000 or less	163	80	49%	\$ 77,511	\$ 40,103	52%	201	64	32%	\$ 100,266	\$ 35,284	35%	177	19	11%	\$ 89,444	\$ 12,416	14%
	b. \$1,001 - \$5,000	237	63	27%	\$ 610,941	\$ 215,041	35%	268	35	13%	\$ 655,131	\$ 131,472	20%	263	18	7%	\$ 673,497	\$ 63,929	9%
	c. \$5,001 - \$25,000	133	9	7%	\$ 1,426,398	\$ 211,571	15%	141	7	5%	\$ 1,467,807	\$ 166,904	11%	159	6	4%	\$ 1,640,928	\$ 85,333	5%
	d. \$25,001 - \$100,000	31	4	13%	\$ 1,382,042	\$ 213,414	15%	30	1	3%	\$ 1,434,054	\$ 138,196	10%	31	1	3%	\$ 1,297,583	\$ 90,323	7%
	e. \$100,001 - \$1,000,000	10	2	20%	\$ 2,818,380	\$ 546,494	19%	10	-	0%	\$ 2,010,949	\$ 133,055	7%	14	-	0%	\$ 4,627,061	\$ 237,572	5%
	f. Over \$1,000,000	1	-	0%	\$ 2,341,406	\$ 25,374	1%	-	-	0%	\$ -	\$ -	0%	2	-	0%	\$ 5,092,787	\$ -	0%
2 Total		575	158	27%	\$ 8,656,677	\$ 1,251,998	14%	650	107	16%	\$ 5,668,208	\$ 604,910	11%	646	44	7%	\$ 13,421,300	\$ 489,574	4%
3	a. \$1,000 or less	34	23	68%	\$ 9,494	\$ 5,998	63%	23	14	61%	\$ 7,710	\$ 5,291	69%	21	2	10%	\$ 8,985	\$ 992	11%
	b. \$1,001 - \$5,000	7	3	43%	\$ 25,084	\$ 11,825	47%	12	3	25%	\$ 27,446	\$ 10,225	37%	12	1	8%	\$ 28,890	\$ 2,328	8%
	c. \$5,001 - \$25,000	5	1	20%	\$ 63,301	\$ 21,696	34%	4	-	0%	\$ 45,835	\$ 1,506	3%	5	-	0%	\$ 47,265	\$ 9,211	19%
	d. \$25,001 - \$100,000	-	-	0%	\$ -	\$ -	0%	-	-	0%	\$ -	\$ -	0%	2	-	0%	\$ 106,465	\$ 333	0%
	e. \$100,001 - \$1,000,000	-	-	0%	\$ -	\$ -	0%	1	1	100%	\$ 200,000	\$ 200,000	100%	-	-	0%	\$ -	\$ -	0%
3 Total		46	27	59%	\$ 97,878	\$ 39,519	40%	40	18	45%	\$ 280,992	\$ 217,023	77%	40	3	8%	\$ 191,605	\$ 12,863	7%
4	a. \$1,000 or less	544	308	57%	\$ 222,210	\$ 127,785	58%	600	274	46%	\$ 262,063	\$ 128,819	49%	491	133	27%	\$ 221,320	\$ 64,846	29%
	b. \$1,001 - \$5,000	437	161	37%	\$ 1,049,797	\$ 449,737	43%	508	152	30%	\$ 1,165,994	\$ 435,119	37%	468	60	13%	\$ 1,081,099	\$ 178,802	17%
	c. \$5,001 - \$25,000	235	37	16%	\$ 2,515,182	\$ 572,574	23%	297	23	8%	\$ 3,279,681	\$ 379,166	12%	331	11	3%	\$ 3,503,088	\$ 170,309	5%
	d. \$25,001 - \$100,000	49	2	4%	\$ 2,090,712	\$ 241,162	12%	47	2	4%	\$ 2,048,104	\$ 163,131	8%	56	-	0%	\$ 2,340,348	\$ 32,464	1%
	e. \$100,001 - \$1,000,000	12	1	8%	\$ 2,955,027	\$ 162,215	5%	23	-	0%	\$ 5,117,465	\$ 128,579	3%	18	-	0%	\$ 3,764,357	\$ 9,249	0%
	f. Over \$1,000,000	-	-	0%	\$ -	\$ -	0%	2	-	0%	\$ 4,763,732	\$ 1,568	0%	-	-	0%	\$ -	\$ -	0%
4 Total		1,277	509	40%	\$ 8,832,928	\$ 1,553,473	18%	1,477	451	31%	\$ 16,637,038	\$ 1,236,382	7%	1,364	204	15%	\$ 10,910,212	\$ 455,670	4%
5	a. \$1,000 or less	59	45	76%	\$ 29,339	\$ 23,405	80%	92	64	70%	\$ 40,548	\$ 26,555	65%	98	55	56%	\$ 46,534	\$ 29,103	63%
	b. \$1,001 - \$5,000	39	26	67%	\$ 91,047	\$ 68,128	75%	74	32	43%	\$ 181,805	\$ 85,972	47%	96	39	41%	\$ 236,743	\$ 114,144	48%
	c. \$5,001 - \$25,000	20	9	45%	\$ 254,566	\$ 161,330	63%	38	5	13%	\$ 422,195	\$ 94,325	22%	25	5	20%	\$ 272,773	\$ 79,770	29%
	d. \$25,001 - \$100,000	3	-	0%	\$ 113,599	\$ 32,930	29%	8	3	38%	\$ 382,222	\$ 172,657	45%	9	3	33%	\$ 454,407	\$ 196,138	43%
	e. \$100,001 - \$1,000,000	2	1	50%	\$ 403,092	\$ 156,833	39%	1	-	0%	\$ 383,320	\$ 25,164	7%	2	-	0%	\$ 319,324	\$ 5,706	2%
	f. Over \$1,000,000	-	-	0%	\$ -	\$ -	0%	1	-	0%	\$ 5,568,774	\$ 128	0%	-	-	0%	\$ -	\$ -	0%
5 Total		123	81	66%	\$ 891,644	\$ 442,626	50%	214	104	49%	\$ 6,978,863	\$ 404,800	6%	230	102	44%	\$ 1,329,781	\$ 424,861	32%

Chart I: Restitution Assessments and Totals Collected to Date

Fiscal Year >>		FY21						FY22						FY23					
District	Category	Cases with Restitution Orders	Cases Paid in Full	% Cases Paid in Full	Restitution Assessed	Paid to Date	% Dollars Paid to Date	Cases with Restitution Orders	Cases Paid in Full	% Cases Paid in Full	Restitution Assessed	Paid to Date	% Dollars Paid to Date	Cases with Restitution Orders	Cases Paid in Full	% Cases Paid in Full	Restitution Assessed	Paid to Date	% Dollars Paid to Date
6	a. \$1,000 or less	54	39	72%	\$ 20,619	\$ 14,110	68%	55	30	55%	\$ 25,498	\$ 15,268	60%	48	15	31%	\$ 25,214	\$ 9,610	38%
	b. \$1,001 - \$5,000	25	8	32%	\$ 65,958	\$ 29,793	45%	36	20	56%	\$ 83,918	\$ 47,673	57%	42	7	17%	\$ 100,461	\$ 16,620	17%
	c. \$5,001 - \$25,000	9	3	33%	\$ 102,163	\$ 55,632	54%	18	6	33%	\$ 203,657	\$ 73,801	36%	17	2	12%	\$ 161,527	\$ 33,034	20%
	d. \$25,001 - \$100,000	2	-	0%	\$ 104,345	\$ -	0%	4	-	0%	\$ 206,416	\$ 16,636	8%	1	-	0%	\$ 64,642	\$ 5,874	9%
	e. \$100,001 - \$1,000,000	1	-	0%	\$ 712,298	\$ 451,278	63%	1	-	0%	\$ 146,932	\$ 1,574	1%	-	-	0%	\$ -	\$ -	0%
6 Total		91	50	55%	\$ 1,005,383	\$ 550,813	55%	114	56	49%	\$ 666,421	\$ 154,953	23%	108	24	22%	\$ 351,845	\$ 65,137	19%
7	a. \$1,000 or less	56	36	64%	\$ 23,979	\$ 14,810	62%	66	40	61%	\$ 27,014	\$ 18,932	70%	102	36	35%	\$ 38,753	\$ 16,287	42%
	b. \$1,001 - \$5,000	31	13	42%	\$ 70,523	\$ 38,889	55%	50	20	40%	\$ 113,291	\$ 58,801	52%	53	14	26%	\$ 123,529	\$ 38,238	31%
	c. \$5,001 - \$25,000	15	5	33%	\$ 163,609	\$ 57,099	35%	9	2	22%	\$ 111,110	\$ 30,363	27%	18	6	33%	\$ 190,797	\$ 59,828	31%
	d. \$25,001 - \$100,000	-	-	0%	\$ -	\$ -	0%	3	-	0%	\$ 116,655	\$ 3,449	3%	5	-	0%	\$ 222,636	\$ 4,190	2%
	e. \$100,001 - \$1,000,000	1	-	0%	\$ 331,406	\$ 57,860	17%	2	-	0%	\$ 609,663	\$ 250,840	41%	-	-	0%	\$ -	\$ -	0%
	f. Over \$1,000,000	-	-	0%	\$ -	\$ -	0%	-	-	0%	\$ -	\$ -	0%	-	-	0%	\$ -	\$ -	0%
7 Total		103	54	52%	\$ 589,517	\$ 168,658	29%	130	62	48%	\$ 977,733	\$ 362,385	37%	178	56	31%	\$ 575,714	\$ 118,543	21%
8	a. \$1,000 or less	272	169	62%	\$ 111,268	\$ 74,519	67%	249	145	58%	\$ 106,456	\$ 63,681	60%	290	93	32%	\$ 128,789	\$ 45,307	35%
	b. \$1,001 - \$5,000	149	73	49%	\$ 365,163	\$ 209,241	57%	194	75	39%	\$ 463,703	\$ 213,771	46%	203	39	19%	\$ 487,390	\$ 117,307	24%
	c. \$5,001 - \$25,000	63	14	22%	\$ 626,814	\$ 194,140	31%	85	11	13%	\$ 836,067	\$ 162,806	19%	76	6	8%	\$ 784,839	\$ 107,823	14%
	d. \$25,001 - \$100,000	7	1	14%	\$ 280,779	\$ 106,544	38%	12	-	0%	\$ 601,644	\$ 85,617	14%	23	2	9%	\$ 1,016,219	\$ 144,817	14%
	e. \$100,001 - \$1,000,000	3	-	0%	\$ 1,476,391	\$ 8,634	1%	3	-	0%	\$ 596,549	\$ 129,313	22%	4	1	25%	\$ 861,548	\$ 269,536	31%
	f. Over \$1,000,000	-	-	0%	\$ -	\$ -	0%	-	-	0%	\$ -	\$ -	0%	3	-	0%	\$ 3,944,522	\$ 1,422	0%
8 Total		494	257	52%	\$ 2,860,414	\$ 593,077	21%	543	231	43%	\$ 2,604,420	\$ 655,188	25%	599	141	24%	\$ 7,223,306	\$ 686,212	9%
9	a. \$1,000 or less	38	30	79%	\$ 18,650	\$ 15,724	84%	52	33	63%	\$ 22,963	\$ 14,605	64%	49	23	47%	\$ 21,464	\$ 10,811	50%
	b. \$1,001 - \$5,000	48	27	56%	\$ 131,717	\$ 79,131	60%	48	25	52%	\$ 123,904	\$ 71,453	58%	28	4	14%	\$ 63,910	\$ 14,202	22%
	c. \$5,001 - \$25,000	16	2	13%	\$ 168,138	\$ 53,105	32%	16	8	50%	\$ 200,195	\$ 111,913	56%	15	1	7%	\$ 134,223	\$ 11,923	9%
	d. \$25,001 - \$100,000	-	-	0%	\$ -	\$ -	0%	4	1	25%	\$ 282,363	\$ 43,069	15%	3	-	0%	\$ 173,527	\$ 17,576	10%
	e. \$100,001 - \$1,000,000	1	-	0%	\$ 351,766	\$ 39,874	11%	1	-	0%	\$ 1,000,000	\$ 989	0%	-	-	0%	\$ -	\$ -	0%
9 Total		103	59	57%	\$ 670,271	\$ 187,835	28%	121	67	55%	\$ 1,629,425	\$ 242,029	15%	95	28	29%	\$ 393,123	\$ 54,512	14%
10	a. \$1,000 or less	113	65	58%	\$ 51,522	\$ 28,345	55%	153	67	44%	\$ 74,795	\$ 36,881	49%	155	47	30%	\$ 68,620	\$ 23,968	35%
	b. \$1,001 - \$5,000	46	29	63%	\$ 110,451	\$ 72,631	66%	90	24	27%	\$ 206,689	\$ 65,774	32%	89	13	15%	\$ 222,059	\$ 43,141	19%
	c. \$5,001 - \$25,000	36	7	19%	\$ 383,967	\$ 139,847	36%	41	4	10%	\$ 374,977	\$ 67,102	18%	39	4	10%	\$ 383,925	\$ 45,999	12%
	d. \$25,001 - \$100,000	4	1	25%	\$ 131,891	\$ 27,914	21%	5	-	0%	\$ 288,257	\$ 3,747	1%	3	-	0%	\$ 194,873	\$ 1,778	1%
	e. \$100,001 - \$1,000,000	1	-	0%	\$ 123,192	\$ 6,644	5%	1	-	0%	\$ 130,058	\$ 3,080	2%	1	-	0%	\$ 161,248	\$ 1,889	1%
10 Total		200	102	51%	\$ 801,023	\$ 275,381	34%	290	95	33%	\$ 1,054,775	\$ 176,584	17%	287	64	22%	\$ 1,030,725	\$ 116,775	11%

Chart I: Restitution Assessments and Totals Collected to Date

Fiscal Year >>		FY21						FY22						FY23					
District	Category	Cases with Restitution Orders	Cases Paid in Full	% Cases Paid in Full	Restitution Assessed	Paid to Date	% Dollars Paid to Date	Cases with Restitution Orders	Cases Paid in Full	% Cases Paid in Full	Restitution Assessed	Paid to Date	% Dollars Paid to Date	Cases with Restitution Orders	Cases Paid in Full	% Cases Paid in Full	Restitution Assessed	Paid to Date	% Dollars Paid to Date
11	a. \$1,000 or less	64	40	63%	\$ 20,518	\$ 13,337	65%	61	41	67%	\$ 27,483	\$ 20,795	76%	60	19	32%	\$ 22,753	\$ 8,753	38%
	b. \$1,001 - \$5,000	41	15	37%	\$ 99,850	\$ 42,133	42%	35	17	49%	\$ 80,230	\$ 45,354	57%	24	4	17%	\$ 63,483	\$ 16,579	26%
	c. \$5,001 - \$25,000	15	2	13%	\$ 169,127	\$ 32,365	19%	14	3	21%	\$ 124,153	\$ 40,072	32%	13	1	8%	\$ 108,649	\$ 14,245	13%
	d. \$25,001 - \$100,000	2	-	0%	\$ 116,696	\$ 575	0%	3	1	33%	\$ 118,921	\$ 37,177	31%	1	-	0%	\$ 45,000	\$ -	0%
	e. \$100,001 - \$1,000,000	2	-	0%	\$ 872,667	\$ 21,377	2%	-	-	0%	\$ -	\$ -	0%	-	-	0%	\$ -	\$ -	0%
11 Total		124	57	46%	\$ 1,278,857	\$ 109,787	9%	113	62	55%	\$ 350,786	\$ 143,398	41%	98	24	24%	\$ 239,885	\$ 39,577	16%
12	a. \$1,000 or less	54	38	70%	\$ 15,894	\$ 10,198	64%	59	33	56%	\$ 24,095	\$ 15,378	64%	81	24	30%	\$ 31,067	\$ 8,944	29%
	b. \$1,001 - \$5,000	34	11	32%	\$ 75,351	\$ 23,412	31%	35	8	23%	\$ 80,356	\$ 19,521	24%	43	9	21%	\$ 99,224	\$ 21,498	22%
	c. \$5,001 - \$25,000	8	1	13%	\$ 79,145	\$ 11,902	15%	14	2	14%	\$ 149,351	\$ 36,597	25%	14	1	7%	\$ 132,873	\$ 10,142	8%
	d. \$25,001 - \$100,000	-	-	0%	\$ -	\$ -	0%	-	-	0%	\$ -	\$ -	0%	3	-	0%	\$ 117,127	\$ 947	1%
	e. \$100,001 - \$1,000,000	1	-	0%	\$ 120,000	\$ 3,376	3%	-	-	0%	\$ -	\$ -	0%	-	-	0%	\$ -	\$ -	0%
f. Over \$1,000,000	-	-	0%	\$ -	\$ -	0%	1	-	0%	\$ 1,137,765	\$ 8,121	1%	-	-	0%	\$ -	\$ -	0%	
12 Total		97	50	52%	\$ 290,391	\$ 48,887	17%	109	43	39%	\$ 1,391,566	\$ 79,618	6%	141	34	24%	\$ 380,092	\$ 41,532	11%
13	a. \$1,000 or less	32	23	72%	\$ 10,250	\$ 7,198	70%	41	18	44%	\$ 17,821	\$ 6,331	36%	42	11	26%	\$ 19,811	\$ 4,448	22%
	b. \$1,001 - \$5,000	36	17	47%	\$ 87,532	\$ 49,286	56%	33	10	30%	\$ 71,576	\$ 30,666	43%	25	4	16%	\$ 61,014	\$ 11,249	18%
	c. \$5,001 - \$25,000	19	4	21%	\$ 206,362	\$ 73,210	35%	15	2	13%	\$ 162,774	\$ 24,179	15%	21	1	5%	\$ 171,604	\$ 12,988	8%
	d. \$25,001 - \$100,000	3	-	0%	\$ 108,408	\$ 19,264	18%	2	1	50%	\$ 106,374	\$ 80,000	75%	5	-	0%	\$ 177,703	\$ 229	0%
	e. \$100,001 - \$1,000,000	-	-	0%	\$ -	\$ -	0%	-	-	0%	\$ -	\$ -	0%	-	-	0%	\$ -	\$ -	0%
13 Total		90	44	49%	\$ 412,553	\$ 148,959	36%	91	31	34%	\$ 358,546	\$ 141,176	39%	93	16	17%	\$ 430,132	\$ 28,914	7%
14	a. \$1,000 or less	36	32	89%	\$ 12,988	\$ 11,385	88%	50	34	68%	\$ 16,164	\$ 11,832	73%	63	28	44%	\$ 24,706	\$ 10,735	43%
	b. \$1,001 - \$5,000	12	5	42%	\$ 29,059	\$ 16,813	58%	20	14	70%	\$ 39,561	\$ 30,224	76%	35	8	23%	\$ 90,683	\$ 24,784	27%
	c. \$5,001 - \$25,000	6	2	33%	\$ 50,044	\$ 26,376	53%	12	2	17%	\$ 124,838	\$ 25,725	21%	14	1	7%	\$ 160,127	\$ 23,836	15%
	d. \$25,001 - \$100,000	3	-	0%	\$ 150,562	\$ 26,526	18%	2	-	0%	\$ 76,007	\$ 1,231	2%	2	-	0%	\$ 108,187	\$ -	0%
	e. \$100,001 - \$1,000,000	-	-	0%	\$ -	\$ -	0%	2	-	0%	\$ 349,740	\$ 4,088	1%	3	-	0%	\$ 677,823	\$ 1,824	0%
14 Total		57	39	68%	\$ 242,653	\$ 81,100	33%	86	50	58%	\$ 606,310	\$ 73,100	12%	117	37	32%	\$ 1,061,226	\$ 61,179	6%
15	a. \$1,000 or less	56	36	64%	\$ 16,417	\$ 12,828	78%	55	35	64%	\$ 16,640	\$ 11,761	71%	49	17	35%	\$ 12,482	\$ 3,307	26%
	b. \$1,001 - \$5,000	15	5	33%	\$ 29,910	\$ 10,900	36%	16	6	38%	\$ 41,887	\$ 19,711	47%	14	2	14%	\$ 34,814	\$ 7,217	21%
	c. \$5,001 - \$25,000	6	2	33%	\$ 50,305	\$ 25,875	51%	4	1	25%	\$ 50,581	\$ 13,124	26%	4	1	25%	\$ 55,051	\$ 14,132	26%
	d. \$25,001 - \$100,000	-	-	0%	\$ -	\$ -	0%	1	-	0%	\$ 26,386	\$ 173	1%	-	-	0%	\$ -	\$ -	0%
15 Total		77	43	56%	\$ 96,632	\$ 49,603	51%	76	42	55%	\$ 135,495	\$ 44,769	33%	67	20	30%	\$ 102,347	\$ 24,657	24%

Chart I: Restitution Assessments and Totals Collected to Date

Fiscal Year >>		FY21						FY22						FY23					
District	Category	Cases with Restitution Orders	Cases Paid in Full	% Cases Paid in Full	Restitution Assessed	Paid to Date	% Dollars Paid to Date	Cases with Restitution Orders	Cases Paid in Full	% Cases Paid in Full	Restitution Assessed	Paid to Date	% Dollars Paid to Date	Cases with Restitution Orders	Cases Paid in Full	% Cases Paid in Full	Restitution Assessed	Paid to Date	% Dollars Paid to Date
16	a. \$1,000 or less	24	14	58%	\$ 7,900	\$ 4,268	54%	14	5	36%	\$ 6,701	\$ 2,290	34%	25	2	8%	\$ 8,906	\$ 311	3%
	b. \$1,001 - \$5,000	17	8	47%	\$ 41,396	\$ 21,842	53%	14	6	43%	\$ 32,970	\$ 15,268	46%	13	-	0%	\$ 35,716	\$ 39	0%
	c. \$5,001 - \$25,000	2	1	50%	\$ 12,765	\$ 9,989	78%	7	-	0%	\$ 62,353	\$ 11,229	18%	5	-	0%	\$ 44,269	\$ 5,660	13%
	d. \$25,001 - \$100,000	1	-	0%	\$ 34,404	\$ 1,474	4%	-	-	0%	\$ -	\$ -	0%	-	-	0%	\$ -	\$ -	0%
	e. \$100,001 - \$1,000,000	-	-	0%	\$ -	\$ -	0%	-	-	0%	\$ -	\$ -	0%	-	-	0%	\$ -	\$ -	0%
16 Total		44	23	52%	\$ 96,465	\$ 37,573	39%	35	11	31%	\$ 102,024	\$ 28,788	28%	43	2	5%	\$ 88,891	\$ 6,010	7%
17	a. \$1,000 or less	344	182	53%	\$ 169,658	\$ 94,923	56%	461	226	49%	\$ 245,029	\$ 126,586	52%	504	132	26%	\$ 278,529	\$ 84,097	30%
	b. \$1,001 - \$5,000	263	101	38%	\$ 651,871	\$ 313,006	48%	346	93	27%	\$ 867,628	\$ 313,134	36%	360	39	11%	\$ 870,622	\$ 137,909	16%
	c. \$5,001 - \$25,000	115	25	22%	\$ 1,243,406	\$ 339,478	27%	146	16	11%	\$ 1,484,763	\$ 295,409	20%	194	8	4%	\$ 2,077,183	\$ 173,839	8%
	d. \$25,001 - \$100,000	15	1	7%	\$ 553,338	\$ 92,430	17%	23	1	4%	\$ 1,082,351	\$ 111,840	10%	25	1	4%	\$ 1,126,453	\$ 90,297	8%
	e. \$100,001 - \$1,000,000	3	-	0%	\$ 549,577	\$ 6,248	1%	5	-	0%	\$ 1,216,108	\$ 83,191	7%	5	-	0%	\$ 1,108,882	\$ 28,783	3%
17 Total		740	309	42%	\$ 3,167,850	\$ 846,084	27%	981	336	34%	\$ 4,895,879	\$ 930,160	19%	1,088	180	17%	\$ 5,461,669	\$ 514,925	9%
18	a. \$1,000 or less	330	205	62%	\$ 169,725	\$ 107,563	63%	410	223	54%	\$ 202,581	\$ 124,673	62%	387	135	35%	\$ 193,820	\$ 71,809	37%
	b. \$1,001 - \$5,000	222	105	47%	\$ 494,098	\$ 282,508	57%	285	108	38%	\$ 699,014	\$ 303,531	43%	322	49	15%	\$ 774,645	\$ 167,493	22%
	c. \$5,001 - \$25,000	112	28	25%	\$ 1,212,495	\$ 373,734	31%	144	15	10%	\$ 1,423,631	\$ 262,888	18%	151	10	7%	\$ 1,580,083	\$ 167,829	11%
	d. \$25,001 - \$100,000	17	4	24%	\$ 808,354	\$ 267,072	33%	28	1	4%	\$ 1,394,823	\$ 168,275	12%	28	5	18%	\$ 1,247,744	\$ 267,063	21%
	e. \$100,001 - \$1,000,000	7	-	0%	\$ 1,329,682	\$ 76,989	6%	13	2	15%	\$ 2,436,236	\$ 520,796	21%	13	-	0%	\$ 3,323,198	\$ 37,674	1%
	f. Over \$1,000,000	-	-	0%	\$ -	\$ -	0%	-	-	0%	\$ -	\$ -	0%	-	-	0%	\$ -	\$ -	0%
18 Total		688	342	50%	\$ 4,014,354	\$ 1,107,867	28%	880	349	40%	\$ 6,156,285	\$ 1,380,162	22%	901	199	22%	\$ 7,119,488	\$ 711,868	10%
19	a. \$1,000 or less	198	127	64%	\$ 87,880	\$ 53,801	61%	263	143	54%	\$ 123,604	\$ 70,361	57%	266	79	30%	\$ 135,579	\$ 41,183	30%
	b. \$1,001 - \$5,000	136	58	43%	\$ 348,560	\$ 167,865	48%	152	54	36%	\$ 402,288	\$ 161,608	40%	191	20	10%	\$ 465,957	\$ 72,699	16%
	c. \$5,001 - \$25,000	59	13	22%	\$ 622,697	\$ 222,613	36%	76	8	11%	\$ 802,400	\$ 137,839	17%	106	2	2%	\$ 1,100,884	\$ 57,213	5%
	d. \$25,001 - \$100,000	8	2	25%	\$ 341,553	\$ 103,629	30%	13	2	15%	\$ 610,204	\$ 110,004	18%	11	-	0%	\$ 483,860	\$ 39,685	8%
	e. \$100,001 - \$1,000,000	4	-	0%	\$ 1,569,201	\$ 16,393	1%	5	-	0%	\$ 1,728,062	\$ 11,663	1%	5	-	0%	\$ 1,669,057	\$ 5,664	0%
	f. Over \$1,000,000	-	-	0%	\$ -	\$ -	0%	-	-	0%	\$ -	\$ -	0%	1	-	0%	\$ 2,050,950	\$ 300	0%
19 Total		405	200	49%	\$ 2,969,891	\$ 564,302	19%	509	207	41%	\$ 3,666,558	\$ 491,475	13%	580	101	17%	\$ 5,906,286	\$ 216,744	4%
20	a. \$1,000 or less	127	71	56%	\$ 58,485	\$ 35,775	61%	145	75	52%	\$ 73,568	\$ 38,737	53%	150	44	29%	\$ 79,248	\$ 23,750	30%
	b. \$1,001 - \$5,000	107	36	34%	\$ 268,234	\$ 105,408	39%	107	36	34%	\$ 227,886	\$ 94,078	41%	115	18	16%	\$ 262,805	\$ 58,926	22%
	c. \$5,001 - \$25,000	31	8	26%	\$ 304,089	\$ 110,053	36%	29	4	14%	\$ 264,482	\$ 44,265	17%	40	4	10%	\$ 465,876	\$ 52,453	11%
	d. \$25,001 - \$100,000	12	3	25%	\$ 557,365	\$ 181,735	33%	6	-	0%	\$ 386,945	\$ 48,268	12%	9	-	0%	\$ 378,471	\$ 2,400	1%
	e. \$100,001 - \$1,000,000	7	-	0%	\$ 1,646,226	\$ 41,729	3%	6	-	0%	\$ 1,624,865	\$ 30,213	2%	6	-	0%	\$ 1,319,589	\$ 2,833	0%
	f. Over \$1,000,000	-	-	0%	\$ -	\$ -	0%	1	-	0%	\$ 4,269,786	\$ 73,233	2%	1	-	0%	\$ 1,140,778	\$ 103,174	9%
20 Total		284	118	42%	\$ 2,834,398	\$ 474,699	17%	294	115	39%	\$ 6,847,532	\$ 328,794	5%	321	66	21%	\$ 3,646,766	\$ 243,537	7%

Chart I: Restitution Assessments and Totals Collected to Date

Fiscal Year >>		FY21						FY22						FY23					
District	Category	Cases with Restitution Orders	Cases Paid in Full	% Cases Paid in Full	Restitution Assessed	Paid to Date	% Dollars Paid to Date	Cases with Restitution Orders	Cases Paid in Full	% Cases Paid in Full	Restitution Assessed	Paid to Date	% Dollars Paid to Date	Cases with Restitution Orders	Cases Paid in Full	% Cases Paid in Full	Restitution Assessed	Paid to Date	% Dollars Paid to Date
21	a. \$1,000 or less	211	135	64%	\$ 84,281	\$ 57,048	68%	288	165	57%	\$ 106,224	\$ 62,267	59%	257	89	35%	\$ 98,045	\$ 39,041	40%
	b. \$1,001 - \$5,000	113	38	34%	\$ 290,063	\$ 122,193	42%	145	50	34%	\$ 347,046	\$ 163,882	47%	147	25	17%	\$ 348,933	\$ 76,940	22%
	c. \$5,001 - \$25,000	37	9	24%	\$ 403,354	\$ 160,930	40%	48	11	23%	\$ 544,522	\$ 142,294	26%	57	5	9%	\$ 498,929	\$ 69,245	14%
	d. \$25,001 - \$100,000	7	1	14%	\$ 288,765	\$ 56,927	20%	8	2	25%	\$ 447,335	\$ 169,235	38%	8	-	0%	\$ 353,827	\$ 1,172	0%
	e. \$100,001 - \$1,000,000	-	-	0%	\$ -	\$ -	0%	-	-	0%	\$ -	\$ -	0%	2	-	0%	\$ 743,653	\$ 31,970	4%
	f. Over \$1,000,000	-	-	0%	\$ -	\$ -	0%	1	-	0%	\$ 3,316,700	\$ -	0%	-	-	0%	\$ -	\$ -	0%
21 Total		368	183	50%	\$ 1,066,463	\$ 397,097	37%	490	228	47%	\$ 4,761,827	\$ 537,677	11%	471	119	25%	\$ 2,043,387	\$ 218,367	11%
22	a. \$1,000 or less	23	10	43%	\$ 9,092	\$ 3,750	41%	25	13	52%	\$ 9,778	\$ 6,182	63%	17	4	24%	\$ 7,289	\$ 1,612	22%
	b. \$1,001 - \$5,000	13	3	23%	\$ 29,757	\$ 18,736	63%	19	8	42%	\$ 44,940	\$ 25,386	56%	22	1	5%	\$ 54,981	\$ 4,017	7%
	c. \$5,001 - \$25,000	14	2	14%	\$ 145,481	\$ 34,901	24%	10	2	20%	\$ 102,845	\$ 38,467	37%	8	3	38%	\$ 73,119	\$ 42,935	59%
	d. \$25,001 - \$100,000	1	1	100%	\$ 78,375	\$ 78,375	100%	-	-	0%	\$ -	\$ -	0%	1	-	0%	\$ 53,877	\$ -	0%
	e. \$100,001 - \$1,000,000	-	-	0%	\$ -	\$ -	0%	-	-	0%	\$ -	\$ -	0%	-	-	0%	\$ -	\$ -	0%
22 Total		51	16	31%	\$ 262,706	\$ 135,762	52%	54	23	43%	\$ 157,563	\$ 70,005	44%	48	8	17%	\$ 189,265	\$ 48,565	26%
Statewide	a. \$1,000 or less	3,104	1,894	61%	\$ 1,357,386	\$ 849,672	63%	3,633	1,873	52%	\$ 1,670,320	\$ 912,410	55%	3,629	1,100	30%	\$ 1,705,923	\$ 560,949	33%
	b. \$1,001 - \$5,000	2,203	884	40%	\$ 5,398,154	\$ 2,574,649	48%	2,651	859	32%	\$ 6,346,385	\$ 2,502,372	39%	2,784	408	15%	\$ 6,690,273	\$ 1,280,232	19%
	c. \$5,001 - \$25,000	1,043	208	20%	\$ 11,158,080	\$ 3,244,845	29%	1,246	144	12%	\$ 13,020,964	\$ 2,342,885	18%	1,413	93	7%	\$ 14,590,582	\$ 1,450,968	10%
	d. \$25,001 - \$100,000	179	26	15%	\$ 7,973,074	\$ 1,933,005	24%	212	17	8%	\$ 10,264,346	\$ 1,603,649	16%	240	14	6%	\$ 10,524,203	\$ 978,715	9%
	e. \$100,001 - \$1,000,000	58	4	7%	\$ 16,020,138	\$ 1,643,626	10%	76	3	4%	\$ 18,067,216	\$ 1,598,167	9%	75	1	1%	\$ 19,724,192	\$ 647,362	3%
	f. Over \$1,000,000	1	-	0%	\$ 2,341,406	\$ 25,374	1%	7	-	0%	\$ 21,323,027	\$ 93,430	0%	7	-	0%	\$ 12,229,037	\$ 104,896	1%
Statewide Total		6,588	3,016	46%	\$ 44,248,239	\$ 10,271,171	23%	7,825	2,896	37%	\$ 70,692,259	\$ 9,052,912	13%	8,148	1,616	20%	\$ 65,464,210	\$ 5,023,124	8%

Chart J: Restitution Interest Collections

District	County / Location	FY23		FY22		FY21		FY20	
1	Gilpin (Central City)	\$ 5,579	\$ 426,518	\$ 6,295	\$ 365,502	\$ 6,653	\$ 338,606	\$ 5,738	\$ 235,499
	Jefferson (Golden)	\$ 420,939		\$ 359,207		\$ 331,953			
2	Denver (District)	\$ 486,831	\$ 610,090	\$ 281,824	\$ 323,996	\$ 404,469	\$ 440,430	\$ 256,121	\$ 293,495
	Denver (Juvenile)	\$ 123,259		\$ 42,172		\$ 35,961			
3	Huerfano (Walsenburg)	\$ 1,511	\$ 10,830	\$ 935	\$ 4,475	\$ 2,953	\$ 11,771	\$ 1,429	\$ 4,725
	Las Animas (Trinidad)	\$ 9,318		\$ 3,540		\$ 8,817			
4	El Paso (Colo. Springs)	\$ 835,844	\$ 849,374	\$ 767,111	\$ 776,396	\$ 559,388	\$ 571,370	\$ 487,117	\$ 497,406
	Teller (Cripple Creek)	\$ 13,530		\$ 9,284		\$ 11,981			
5	Clear Creek (Georgetown)	\$ 8,396	\$ 47,798	\$ 2,184	\$ 67,519	\$ 3,767	\$ 27,228	\$ 5,269	\$ 36,957
	Eagle	\$ 21,055		\$ 41,494		\$ 12,069			
	Eagle (Basalt)	\$ 8,337		\$ 8,865		\$ 3,790			
	Lake (Leadville)	\$ 10,010		\$ 14,977		\$ 7,566			
	Summit (Breckenridge)	\$ -		\$ -		\$ 37			
6	Archuleta (Pagosa Springs)	\$ 39,577	\$ 76,388	\$ 9,795	\$ 36,618	\$ 1,808	\$ 25,695	\$ 1,433	\$ 38,320
	La Plata (Durango)	\$ 36,808		\$ 26,824		\$ 23,805			
	San Juan (Silverton)	\$ 2		\$ -		\$ 82			
7	Delta	\$ 42,313	\$ 88,219	\$ 3,435	\$ 50,720	\$ 3,263	\$ 79,684	\$ 2,531	\$ 37,152
	Gunnison	\$ 10,880		\$ 6,777		\$ 8,534			
	Hinsdale (Lake City)	\$ -		\$ -		\$ -			
	Montrose	\$ 26,045		\$ 39,818		\$ 66,545			
	Montrose (Nucla)	\$ 2,031		\$ -		\$ 545			
	Ouray	\$ 5,720		\$ 457		\$ 797			
	San Miguel (Telluride)	\$ 1,231		\$ 233		\$ -			
8	Jackson (Walden)	\$ 295	\$ 268,687	\$ 3	\$ 277,527	\$ 3,248	\$ 186,344	\$ 2,200	\$ 155,202
	Larimer (Ft. Collins)	\$ 257,609		\$ 261,683		\$ 177,272			
	Larimer (Loveland)	\$ 10,783		\$ 15,840		\$ 5,824			
9	Garfield (Glenwood Springs)	\$ 32,560	\$ 46,990	\$ 15,706	\$ 37,890	\$ 36,181	\$ 41,119	\$ 19,209	\$ 26,047
	Garfield (Rifle)	\$ 8,193		\$ 17,995		\$ 4,199			
	Pitkin (Aspen)	\$ 3,929		\$ 3,454		\$ 396			
	Rio Blanco (Meeker)	\$ 1,699		\$ 735		\$ 316			
Rio Blanco (Rangely)	\$ 610	\$ -	\$ 27						
10	Pueblo	\$ 139,924	\$ 139,924	\$ 63,220	\$ 63,220	\$ 61,998	\$ 61,998	\$ 47,883	\$ 47,883
11	Chaffee (Salida)	\$ 21,951	\$ 72,294	\$ 16,503	\$ 55,837	\$ 23,514	\$ 64,358	\$ 8,566	\$ 28,901
	Custer (Westcliffe)	\$ 743		\$ 3,432		\$ 3,347			
	Fremont (Canon City)	\$ 43,436		\$ 28,972		\$ 28,442			
	Park (Fairplay)	\$ 6,165		\$ 6,929		\$ 9,055			
12	Alamosa	\$ 28,136	\$ 62,468	\$ 36,238	\$ 43,439	\$ 19,147	\$ 33,070	\$ 22,052	\$ 33,598
	Conejos	\$ 10,655		\$ 713		\$ 5,631			
	Costilla (San Luis)	\$ 289		\$ 372		\$ 565			
	Mineral (Creede)	\$ 5,144		\$ -		\$ 134			
	Rio Grande (Del Norte)	\$ 4,999		\$ 4,198		\$ 4,960			
Saguache	\$ 13,246	\$ 1,918	\$ 2,633						
13	Kit Carson (Burlington)	\$ 882	\$ 59,851	\$ 1,616	\$ 65,784	\$ 1,215	\$ 44,472	\$ 4,038	\$ 29,062
	Logan (Sterling)	\$ 12,442		\$ 11,024		\$ 16,770			
	Morgan (Ft. Morgan)	\$ 41,898		\$ 23,775		\$ 19,608			
	Phillips (Holyoke)	\$ 841		\$ 1,440		\$ 928			
	Sedgwick (Julesburg)	\$ 1,688		\$ 91		\$ 125			
	Washington (Akron)	\$ 266		\$ 299		\$ 1,079			
Yuma (Wray)	\$ 1,835	\$ 27,538	\$ 4,748						
14	Grand (Hot Sulphur Springs)	\$ 41,674	\$ 112,731	\$ 13,502	\$ 59,024	\$ 6,272	\$ 19,791	\$ 7,024	\$ 21,195
	Moffat (Craig)	\$ 35,143		\$ 10,905		\$ 6,607			
	Routt (Steamboat)	\$ 35,914		\$ 34,618		\$ 6,912			
15	Baca (Springfield)	\$ 3,015	\$ 18,199	\$ 4,089	\$ 15,023	\$ 4,289	\$ 9,662	\$ 661	\$ 9,819
	Cheyenne (Cheyenne Wells)	\$ 264		\$ 85		\$ 578			
	Kiowa (Eads)	\$ 721		\$ 2,096		\$ 220			
	Prowers (Lamar)	\$ 14,199		\$ 8,752		\$ 4,575			
16	Bent (Las Animas)	\$ 4,987	\$ 31,214	\$ 2,053	\$ 5,912	\$ 4,312	\$ 15,266	\$ 1,785	\$ 4,844
	Crowley (Ordway)	\$ 3,325		\$ 96		\$ 295			
	Otero (Lajunta)	\$ 22,901		\$ 3,764		\$ 10,659			
17	Adams (Brighton)	\$ 532,983	\$ 590,286	\$ 279,809	\$ 301,156	\$ 281,518	\$ 299,633	\$ 256,319	\$ 298,093
	Broomfield County	\$ 57,304		\$ 21,347		\$ 18,114			
18	Arapahoe	\$ 542,065	\$ 773,536	\$ 384,004	\$ 624,124	\$ 402,409	\$ 523,048	\$ 321,743	\$ 422,097
	Douglas (Castle Rock)	\$ 209,811		\$ 212,824		\$ 116,157			
	Elbert (Kiowa)	\$ 9,879		\$ 23,867		\$ 3,427			
	Lincoln (Hugo)	\$ 11,780		\$ 3,429		\$ 1,055			
19	Weld (Greeley)	\$ 296,207	\$ 296,207	\$ 241,574	\$ 241,574	\$ 176,298	\$ 176,298	\$ 173,878	\$ 173,878
20	Boulder	\$ 213,163	\$ 226,877	\$ 101,770	\$ 112,642	\$ 328,329	\$ 349,437	\$ 111,102	\$ 130,979
	Boulder (Longmont)	\$ 13,714		\$ 10,872		\$ 21,107			
21	Mesa (Grand Junction)	\$ 179,143	\$ 179,143	\$ 120,287	\$ 120,287	\$ 84,404	\$ 84,404	\$ 116,041	\$ 116,041
22	Dolores (Dove Creek)	\$ 417	\$ 25,260	\$ 752	\$ 15,938	\$ 1,579	\$ 20,254	\$ 1,268	\$ 18,126
	Montezuma (Cortez)	\$ 24,843		\$ 15,186		\$ 18,675			
Statewide Totals		\$ 5,012,884		\$ 3,664,602		\$ 3,423,938		\$ 2,659,319	

A vibrant rainbow arches across a cloudy sky, framed by green trees in the foreground. The rainbow is the central focus, with its colors clearly visible. The sky is a mix of grey and white clouds, and the trees are lush green with some yellow flowers. The text is centered over the rainbow.

Section IX: Colorado Probation

CHIEF PROBATION OFFICERS

FIRST
JUDICIAL DISTRICT
Leslie Schaefer (retired)
Michael Pisney
Marcy Becker, Deputy

SECOND
JUDICIAL DISTRICT
ADULT
Cary Heck
Cheryl Frenette, Deputy

SECOND JUDICIAL
DISTRICT JUVENILE
Kimberly Howard

THIRD
JUDICIAL DISTRICT
Martin Malouff

FOURTH
JUDICIAL DISTRICT
Ryan Mills
Lori Griffith, Deputy

FIFTH
JUDICIAL DISTRICT
Julie Hanks

SIXTH
JUDICIAL DISTRICT
Thomas Harms

SEVENTH
JUDICIAL DISTRICT
Rob Omer

EIGHTH
JUDICIAL DISTRICT
Greg Otte
Nicole Feltz, Deputy

NINTH
JUDICIAL DISTRICT
Joe Gerber

TENTH
JUDICIAL DISTRICT
David Simental (retired)
Don Castro

ELEVENTH
JUDICIAL DISTRICT
Michael O'Rourke

TWELFTH
JUDICIAL DISTRICT
Bill Gurule

THIRTEENTH
JUDICIAL DISTRICT
John Draxler

FOURTEENTH
JUDICIAL DISTRICT
Timothy Griffith

FIFTEENTH
JUDICIAL DISTRICT
Byron Hall

SIXTEENTH
JUDICIAL DISTRICT
Tobin Wright (retired)
David Book

SEVENTEENTH
JUDICIAL DISTRICT
Jenifer Morgen
Jennifer Singh, Deputy

EIGHTEENTH
JUDICIAL DISTRICT
Doug Gray
Anthony Getzberg, Deputy

NINETEENTH
JUDICIAL DISTRICT
Jerry Green
Cory Flummerfelt, Deputy

TWENTIETH
JUDICIAL DISTRICT
Anjali Nandi
Joseph Creel, Deputy

TWENTY-FIRST
JUDICIAL DISTRICT
William Riebel

TWENTY-SECOND
JUDICIAL DISTRICT
Sonia Buffington

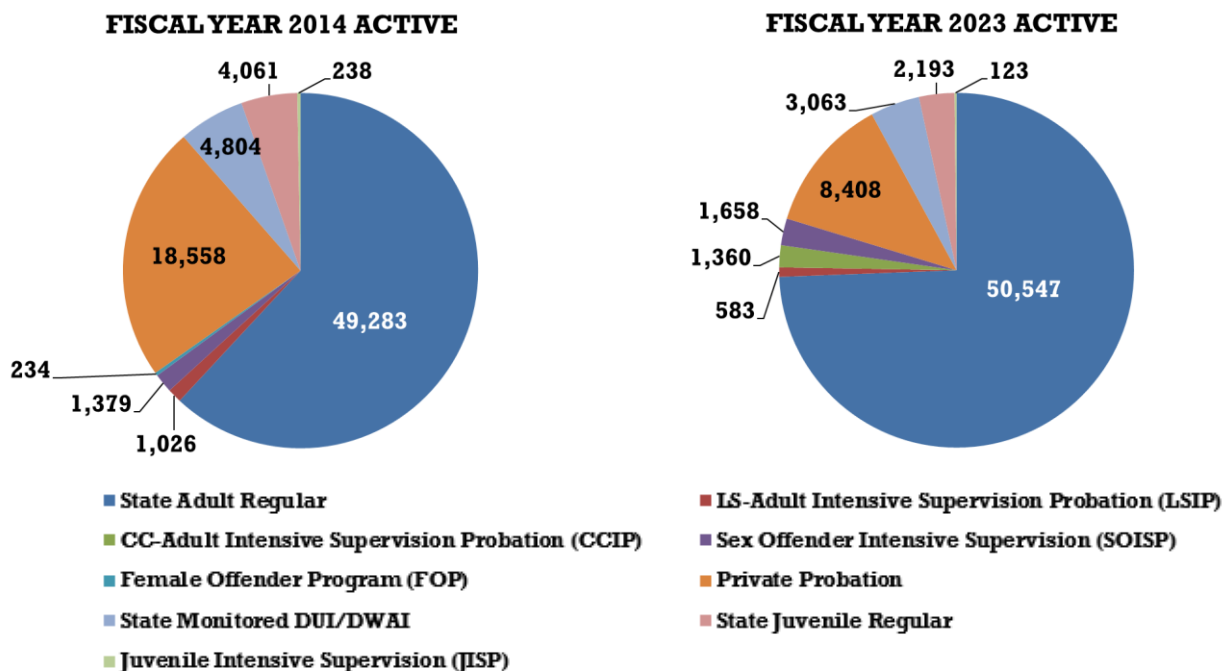
COLORADO PROBATION

Colorado Probation is committed to Public Safety, Victim and Community Reparation through Offender Accountability, Skill and Competency Development and Services to the Communities of Colorado.

Serving under the Colorado Judicial Department, Colorado Probation comprises 23 probation departments and the Division of Probation Services (DPS). The probation departments, located throughout the state, interface directly with probationers to provide rehabilitation, skill development, and enhance public safety for all residents of Colorado. The Division of Probation Services provides support and administrative services to the local probation departments.

The report that follows presents detailed and summary information pertaining to the many programs Colorado Probation employs to effectively supervise its clients. These programs support research informed practices and tailored supervision strategies to best serve both individuals on supervision and our local communities. Programs used by Colorado Probation include the following: Adult Regular State Probation; Juvenile Regular Probation, Intensive Supervision Probation (LSIP); Intensive Supervision Probation (CCIP); Juvenile Intensive Supervision Probation (JISP); Sex Offender Intensive Supervision Probation (SOISP); Private Probation; and State Monitored DUI/DWAI (ADDS). Probation also provides victim services to those impacted by crime. The number of clients served under each of the programs is presented in Chart 5 below, which captures the current number of probationers in each program along with a historical perspective to illustrate how the probation population has shifted over time.

**Chart 5: Probation Active Population on June 30th
Proportion of Probationers by Program Type- Ten Year Comparison**



As illustrated in Chart 5, the probation population has evolved considerably over the last ten years. Not only has the number of clients decreased, but the placement of clients in various programs has evolved. The following sections contain additional information on each of these programs.

**Table 42:
Grand Totals - Probation
Adult Regular, Private, Juvenile Regular, Intensive Programs, Monitoring and
Investigations
Fiscal Year 2022 and Fiscal Year 2023**

	Investigations/DUI Evaluations		New Clients		Closures		Active as of June 30 (Supervision/Monitoring)	
	FY 2022	FY 2023	FY 2022	FY 2023	FY 2022	FY 2023	FY 2022	FY 2023
State Adult Regular	13,077	12,298	35,199	34,464	27,573	27,625	51,409	50,547
LS-Adult Intensive Supervision Probation (LSIP)¹			435	374	388	376	606	583
CC-Adult Intensive Supervision Probation(CCIP)²			916	1,091	695	763	1,104	1,360
Sex Offender Intensive Supervision (SOISP)			481	400	332	332	1,569	1,658
Private Probation			3,612	3,685	4,900	4,790	8,725	8,408
State Monitored/DUI/DWAI	15,097	15,246	1,694	1,692	1,376	1,339	2,864	3,063
Grand Total Adult Population	28,174	27,544	42,337	41,706	35,264	35,225	66,277	65,619

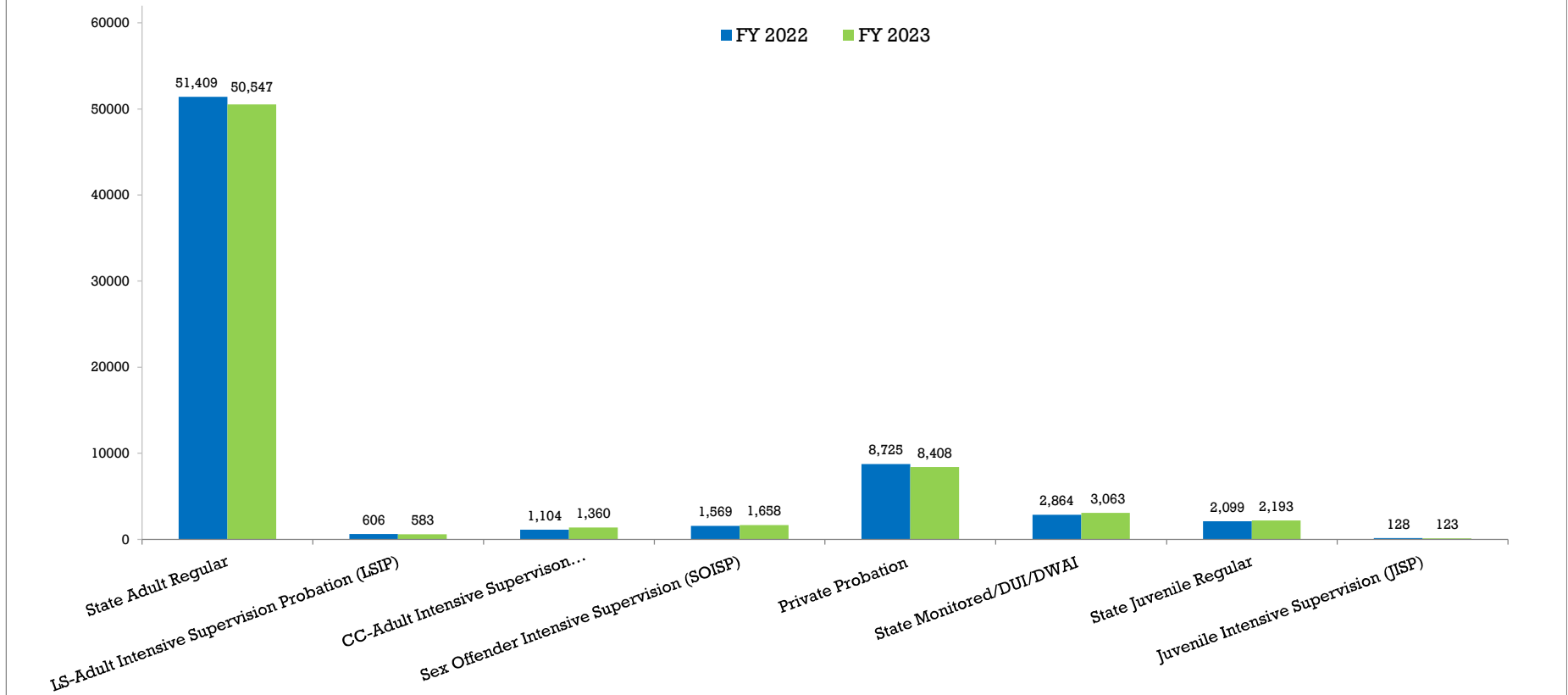
	Investigations		New Clients		Closures		Active as of June 30 (Supervision)	
	FY 2022	FY 2023	FY 2022	FY 2023	FY 2022	FY 2023	FY 2022	FY 2023
State Juvenile Regular	1,649	2,123	1,451	1,822	1,443	1,314	2,099	2,193
Juvenile Intensive Supervision (JISP)			54	52	90	56	128	123
Grand Total Juvenile Population	1,649	2,123	1,505	1,874	1,533	1,370	2,227	2,316

	Investigations/DUI Evaluations		New Clients		Closures		Active as of June 30 (Supervision/Monitoring)	
	FY 2022	FY 2023	FY 2022	FY 2023	FY 2022	FY 2023	FY 2022	FY 2023
Grand Total Adult and Juvenile Population	29,823	29,667	43,842	43,580	36,797	36,595	68,504	67,935

¹**LS-Adult Intensive Supervision Probation (LSIP):** The AISP program was modified and renamed in 2013, following the passage of HB13-250. LSIP targets the higher risk/lower needs (absence of substance dependence and mental health issues) probationers. The program is designed to address specific criminogenic needs with intensive interventions.

²**CC-Adult Intensive Supervision Probation (CCIP):** The CCIP program was fully implemented in FY 2020. CCIP targets the higher risk/higher needs (significant disruptions due to substance abuse, mental health issues, and stability factors) probationers. The program is designed to address specific criminogenic needs with a variety of interventions.

**Chart 6: Probation Active Population on June 30th
FISCAL YEAR 2022 compared to FISCAL YEAR 2023**



**Table 43:
Colorado Adult Probation
State Regular and Private Combined
Successful/Unsuccessful Terminations
Fiscal Year 2023**

	SUCCESSFUL TERMINATIONS ¹				UNSUCCESSFUL TERMINATIONS ³											
TYPE:	Successful				Revoked				Absconded				Total Terminations ⁴			
	State	Private ²	TOTAL		State	Private ²	TOTAL		State	Private ²	TOTAL		State	Private ²	TOTAL	
DISTRICT	Number	Number	Number	%	Number	Number	Number	%	Number	Number	Number	%	Number	Number	Number	%
1	1,555	551	2,106	65%	689	32	721	22%	351	63	414	13%	2,595	646	3,241	100%
2	821	0	821	46%	490	0	490	27%	485	0	485	27%	1,796	0	1,796	100%
3	128	0	128	65%	30	0	30	15%	39	0	39	20%	197	0	197	100%
4	1,332	829	2,161	65%	424	35	459	14%	603	86	689	21%	2,359	950	3,309	100%
5	557	0	557	78%	55	0	55	8%	100	0	100	14%	712	0	712	100%
6	293	0	293	71%	70	0	70	17%	51	0	51	12%	414	0	414	100%
7	409	0	409	77%	67	0	67	13%	56	0	56	11%	532	0	532	100%
8	1,340	454	1,794	70%	355	18	373	15%	372	23	395	15%	2,067	495	2,562	100%
9	309	0	309	68%	87	0	87	19%	61	0	61	13%	457	0	457	100%
10	524	148	672	59%	266	8	274	24%	175	22	197	17%	965	178	1,143	100%
11	488	133	621	75%	108	1	109	13%	97	3	100	12%	693	137	830	100%
12	249	0	249	60%	120	0	120	29%	43	0	43	10%	412	0	412	100%
13	428	0	428	75%	80	0	80	14%	65	0	65	11%	573	0	573	100%
14	219	0	219	73%	51	0	51	17%	31	0	31	10%	301	0	301	100%
15	112	0	112	70%	29	0	29	18%	20	0	20	12%	161	0	161	100%
16	107	0	107	57%	54	0	54	29%	28	0	28	15%	189	0	189	100%
17	2,012	399	2,411	65%	698	30	728	20%	518	60	578	16%	3,228	489	3,717	100%
18	2,075	917	2,992	67%	822	62	884	20%	583	19	602	13%	3,480	998	4,478	100%
19	1,195	242	1,437	69%	331	7	338	16%	283	27	310	15%	1,809	276	2,085	100%
20	593	510	1,103	72%	209	37	246	16%	146	41	187	12%	948	588	1,536	100%
21	497	0	497	62%	168	0	168	21%	143	0	143	18%	808	0	808	100%
22	133	0	133	66%	36	0	36	18%	34	0	34	17%	203	0	203	100%
STATE	15,376	4,183	19,559	66%	5,239	230	5,469	18%	4,284	344	4,628	16%	24,899	4,757	29,656	100%

¹**Successful Terminations:** This number includes the state successful terminations and private successful terminations.

²**Colorado Private Probation:** In FY 2018 the private probation section of the annual report was adjusted to combine non-DUI/DWAI private probation numbers with DUI/DWAI private probation numbers. Previous annual reports displayed these numbers separately.

³**Unsuccessful Terminations:** This column includes those probationers who were revoked or absconded. A revocation is defined as a termination from probation supervision for technical violations, a new misdemeanor, or new felony. A revocation to Community Corrections is NOT included in this section. These individuals are not included on this table as they are still under the supervision and jurisdiction of probation. Absconded refers to probationers who become fugitives and are no longer compliant with probation supervision.

⁴**Total Terminations:** This table includes: successful terminations, revocations and absconders from probation supervision. Additional types of probation closures are included in Table 52 and Table 64.

Note: Percentages may not total 100 percent because of rounding.

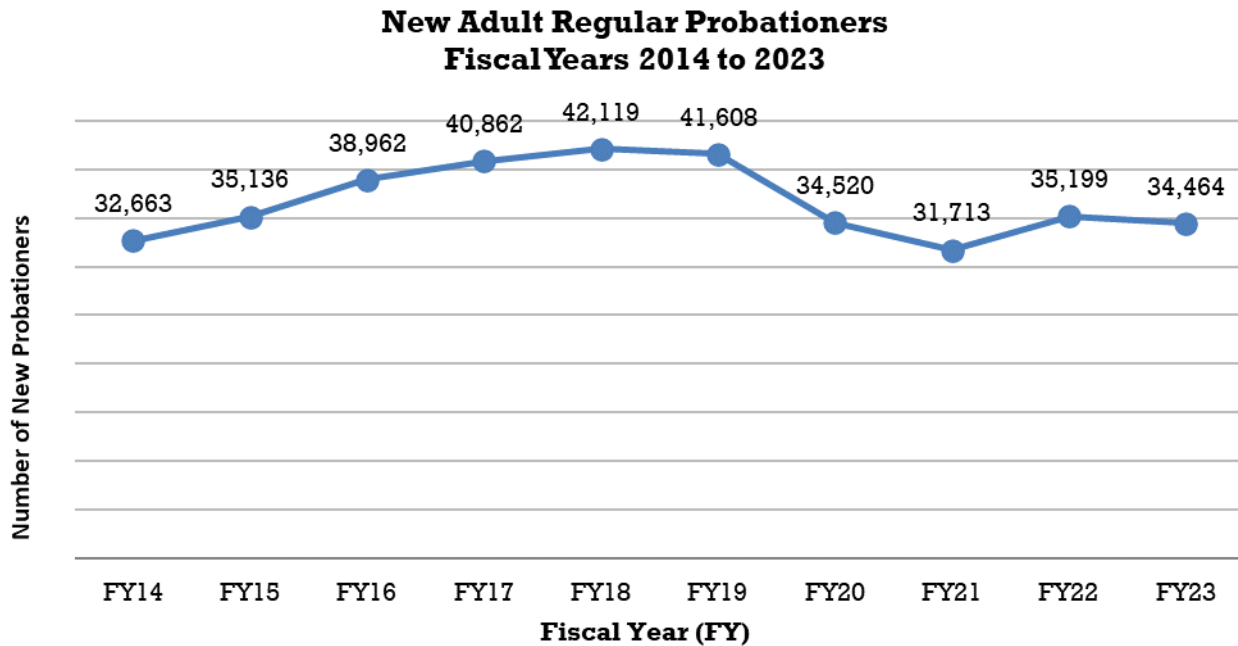
A vibrant rainbow arches across a cloudy sky, with green trees in the foreground. The rainbow is the central focus, with its colors clearly visible. The sky is filled with soft, grey clouds, and the trees are lush and green, with some yellow flowers visible on the right side.

Adult State Regular Probation

Adult Regular Probation

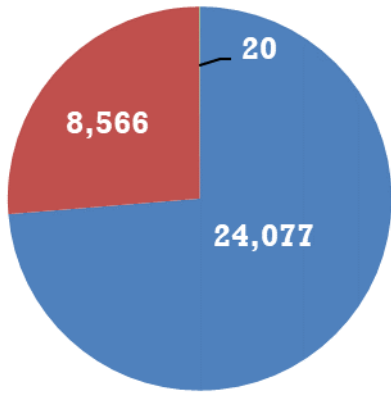
The Colorado Judicial Department administers adult probation in 22 judicial districts. There are over 70 separate probation locations throughout the state providing services to the courts, victims, and probation clients. The Division of Probation Services publishes standards for probation supervision. Within the limits of statute and state standards, each district is free to develop and structure programs that address the needs of the local court and the community. In all districts, probationers are assessed for risk and need factors. Based on these assessments, probationers are supervised accordingly and referred for treatment and other relevant services during their period of supervision.

In FY 2023, there were 34,464 adults sentenced to probation and on June 30, 2023, there were 50,547 adult probationers on regular supervision. In FY 2023, 62% of adults completed regular state probation successfully.

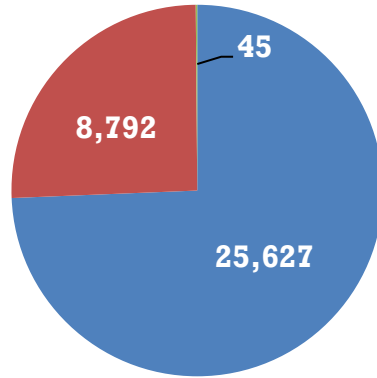


**Chart 7: New Adult Probationers by Gender
Ten Year Comparison**

FISCAL YEAR 2014 NEW



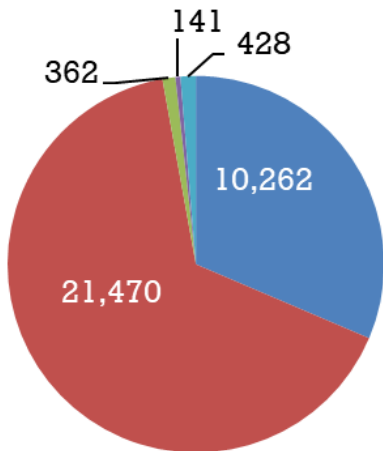
FISCAL YEAR 2023 NEW



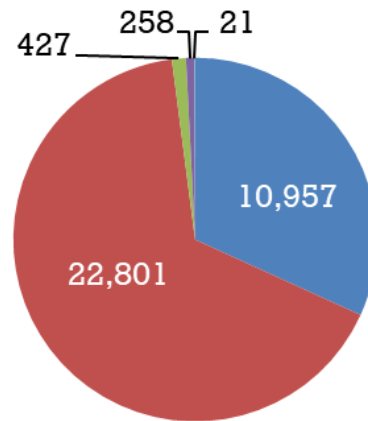
■ Male ■ Female ■ Unknown

**Chart 8: New Adult Probationers by Offense Type
Ten Year Comparison**

FISCAL YEAR 2014 NEW



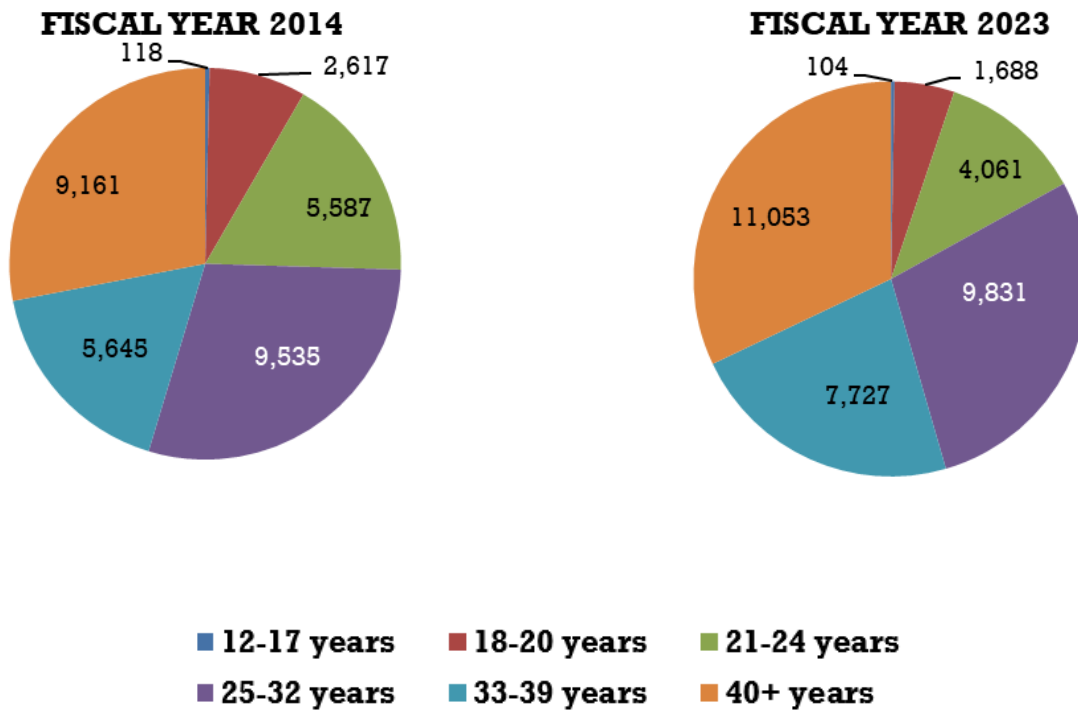
FISCAL YEAR 2023 NEW



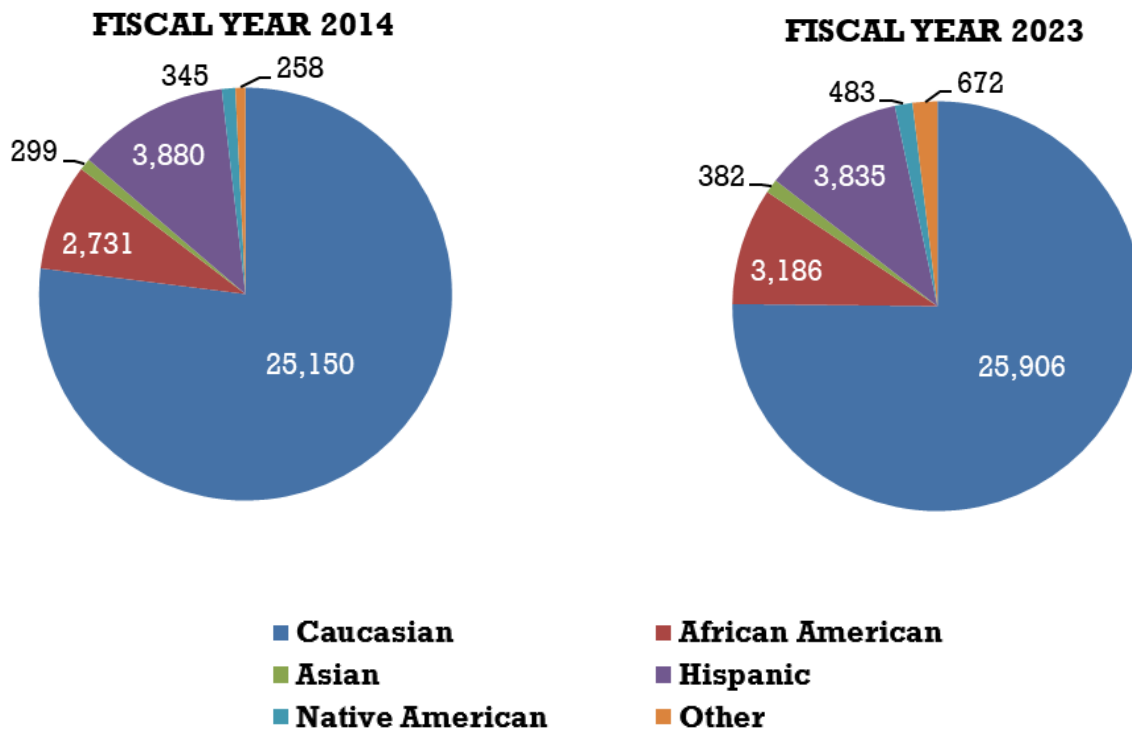
■ Felony ■ Misdemeanor ■ Petty Offense ■ Traffic ■ Other

Other: Offenses coded without a law class. Programming enhancements completed in FY 2016 have increased the ability to capture offense class types which significantly reduced the number of cases in the "other" category.

**Chart 9: New Adult Probationers by Age
Ten Year Comparison**



**Chart 10: New Adult Probationers by Race/Ethnicity
Ten Year Comparison**



Race/Ethnicity: Demographic information is received through electronic transfer or paper filings from Law Enforcement and/or the District Attorney. Judicial's case management system currently blends race and ethnicity fields.

**Table 44:
Colorado State Adult Regular Probation
Investigations
Fiscal Year 2023**

TYPE: DISTRICT	Sex Offender Investigations		Pre-Sentence Investigations		DUI/DWAI Evaluations ¹		Updated Pre- Sentence Investigations		Intake Evaluations		Assessment Summary Report		Interstate Investigations to Colorado		Administrative Investigations (additional cases)		TOTAL INVESTIGATIONS	
	Number	%	Number	%	Number	%	Number	%	Number	%	Number	%	Number	%	Number	%	Number	%
1	149	6%	799	30%	1,468	55%	41	2%	0	0%	0	0%	12	0%	211	8%	2,680	100%
2	91	7%	724	54%	52	4%	20	1%	16	1%	69	5%	127	9%	246	18%	1,345	100%
3	3	1%	100	40%	111	44%	0	0%	0	0%	0	0%	5	2%	32	13%	251	100%
4	112	3%	793	18%	2,744	64%	56	1%	0	0%	0	0%	136	3%	472	11%	4,313	100%
5	24	2%	61	6%	788	78%	10	1%	41	4%	0	0%	7	1%	79	8%	1,010	100%
6	9	1%	275	34%	472	59%	12	1%	0	0%	0	0%	3	0%	33	4%	804	100%
7	14	2%	138	17%	371	45%	43	5%	45	5%	0	0%	10	1%	206	25%	827	100%
8	85	4%	509	23%	1,128	51%	62	3%	43	2%	0	0%	55	2%	350	16%	2,232	100%
9	19	3%	146	20%	491	66%	6	1%	16	2%	0	0%	4	1%	66	9%	748	100%
10	44	5%	131	16%	417	50%	1	0%	2	0%	109	13%	27	3%	99	12%	830	100%
11	20	5%	54	12%	315	72%	0	0%	0	0%	0	0%	14	3%	35	8%	438	100%
12	17	2%	178	26%	184	27%	3	0%	236	34%	0	0%	14	2%	58	8%	690	100%
13	54	11%	112	22%	230	46%	11	2%	0	0%	0	0%	14	3%	81	16%	502	100%
14	10	2%	78	16%	346	72%	13	3%	0	0%	0	0%	4	1%	32	7%	483	100%
15	2	2%	27	31%	57	65%	0	0%	0	0%	0	0%	0	0%	2	2%	88	100%
16	4	2%	123	50%	55	22%	6	2%	15	6%	1	0%	6	2%	35	14%	245	100%
17	110	4%	578	21%	1,788	64%	5	0%	0	0%	60	2%	59	2%	198	7%	2,798	100%
18	154	6%	478	18%	1,894	69%	1	0%	0	0%	0	0%	109	4%	91	3%	2,727	100%
19	60	3%	465	27%	937	54%	1	0%	0	0%	0	0%	1	0%	262	15%	1,726	100%
20	56	5%	205	17%	674	57%	23	2%	0	0%	0	0%	32	3%	191	16%	1,181	100%
21	56	4%	306	23%	604	46%	38	3%	0	0%	0	0%	21	2%	287	22%	1,312	100%
22	15	5%	139	44%	120	38%	8	3%	4	1%	2	1%	3	1%	23	7%	314	100%
STATE	1,108	4%	6,419	23%	15,246	55%	360	1%	418	2%	241	1%	663	2%	3,089	11%	27,544	99%

Denver County ²	0	0%	0	0%	833	100%	0	0%	0	0%	0	0%	0	0%	0	0%	833	100%
STATE TOTAL (with Denver County)	1,108	4%	6,419	23%	16,079	57%	360	1%	418	1%	241	1%	663	2%	3,089	11%	28,377	100%

¹**DUI/DWAI Evaluations:** In previous annual reports this data was reported in Table 94. As of FY 2008 this information is now included in this table.

²**Denver County:** Colorado Judicial contracts with the Denver County Court for alcohol evaluations. Denver County Court is not part of the State Court data system, therefore this data is reported by Denver County for inclusion in this table.

Note: Percentages may not total 100 percent because of rounding.

**Table 45:
Colorado State Adult Regular Probation
New Clients by Offense Type
Fiscal Year 2023**

TYPE: DISTRICT	Felony		Misdemeanor		Petty Offense		Traffic		Other (offense coded without a law class)		TOTAL NEW CLIENTS	
	Number	%	Number	%	Number	%	Number	%	Number	%	Number	%
1	1,090	33%	2,199	66%	33	1%	14	0%	1	0%	3,337	100%
2	1,872	69%	829	31%	3	0%	1	0%	0	0%	2,705	100%
3	99	34%	194	66%	0	0%	2	1%	0	0%	295	100%
4	1,496	45%	1,815	54%	6	0%	16	0%	5	0%	3,338	100%
5	223	23%	707	72%	48	5%	7	1%	0	0%	985	100%
6	150	29%	360	69%	10	2%	3	1%	0	0%	523	100%
7	174	24%	541	74%	16	2%	4	1%	0	0%	735	100%
8	650	25%	1,898	73%	22	1%	13	1%	1	0%	2,584	100%
9	141	23%	471	76%	10	2%	1	0%	0	0%	623	100%
10	335	25%	999	74%	6	0%	8	1%	2	0%	1,350	100%
11	137	17%	621	78%	23	3%	18	2%	0	0%	799	100%
12	94	17%	443	81%	4	1%	5	1%	0	0%	546	100%
13	176	24%	500	70%	30	4%	13	2%	0	0%	719	100%
14	99	17%	450	80%	8	1%	9	2%	0	0%	566	100%
15	38	26%	107	73%	2	1%	0	0%	0	0%	147	100%
16	102	38%	165	61%	1	0%	1	0%	0	0%	269	100%
17	1,289	28%	3,323	71%	43	1%	15	0%	4	0%	4,674	100%
18	1,348	29%	3,221	69%	53	1%	29	1%	4	0%	4,655	100%
19	543	23%	1,678	72%	29	1%	66	3%	3	0%	2,319	100%
20	476	25%	1,312	70%	60	3%	26	1%	1	0%	1,875	100%
21	362	31%	770	67%	15	1%	6	1%	0	0%	1,153	100%
22	63	24%	198	74%	5	2%	1	0%	0	0%	267	100%
STATE	10,957	32%	22,801	66%	427	1%	258	1%	21	0%	34,464	100%

¹**Other (offense coded without a law class):** Programming enhancements completed in FY 2016 have increased the ability to capture offense class types which significantly reduced the number of cases in the "other" category.

Note: Percentages may not total 100 percent because of rounding.

**Table 46:
Colorado State Adult Regular Probation
New Clients by Court of Origin
Fiscal Year 2023**

TYPE: DISTRICT	District Court		County Court		Interstate Transfers to Colorado		TOTAL NEW CLIENTS	
	Number	%	Number	%	Number	%	Number	%
1	1,787	54%	1,522	46%	28	1%	3,337	100%
2	2,533	94%	97	4%	75	3%	2,705	100%
3	146	49%	141	48%	8	3%	295	100%
4	1,995	60%	1,256	38%	87	3%	3,338	100%
5	388	39%	586	59%	11	1%	985	100%
6	236	45%	265	51%	22	4%	523	100%
7	326	44%	395	54%	14	2%	735	100%
8	938	36%	1,605	62%	41	2%	2,584	100%
9	229	37%	386	62%	8	1%	623	100%
10	678	50%	645	48%	27	2%	1,350	100%
11	319	40%	467	58%	13	2%	799	100%
12	222	41%	316	58%	8	1%	546	100%
13	306	43%	399	55%	14	2%	719	100%
14	208	37%	345	61%	13	2%	566	100%
15	66	45%	78	53%	3	2%	147	100%
16	154	57%	109	41%	6	2%	269	100%
17	2,160	46%	2,434	52%	80	2%	4,674	100%
18	2,054	44%	2,550	55%	51	1%	4,655	100%
19	890	38%	1,385	60%	44	2%	2,319	100%
20	859	46%	987	53%	29	2%	1,875	100%
21	612	53%	522	45%	19	2%	1,153	100%
22	115	43%	150	56%	2	1%	267	100%
STATE	17,221	50%	16,640	48%	603	2%	34,464	100%

Note: Percentages may not total 100 percent because of rounding.

**Table 47:
Colorado State Adult Regular Probation
New Clients by Supervision Type
Fiscal Year 2023**

TYPE:	Probation		Probation Revoked and Re-sentenced ²		Interstate Transfers to Colorado		Courtesy Supervision from Other Colorado Probation Districts		Direct Sentence Community Corrections		Deferred Judgment and Sentence		Diversion to be Supervised by Probation ¹		TOTAL NEW CLIENTS	
	DISTRICT	Number	%	Number	%	Number	%	Number	%	Number	%	Number	%	Number	%	Number
1	2,495	75%	115	3%	28	1%	267	8%	140	4%	292	9%	0	0%	3,337	100%
2	1,820	67%	79	3%	75	3%	268	10%	242	9%	221	8%	0	0%	2,705	100%
3	130	44%	8	3%	9	3%	39	13%	5	2%	104	35%	0	0%	295	100%
4	1,816	54%	131	4%	87	3%	314	9%	132	4%	858	26%	0	0%	3,338	100%
5	628	64%	25	3%	11	1%	88	9%	13	1%	220	22%	0	0%	985	100%
6	342	65%	7	1%	22	4%	30	6%	23	4%	99	19%	0	0%	523	100%
7	417	57%	14	2%	14	2%	101	14%	20	3%	169	23%	0	0%	735	100%
8	1,680	65%	74	3%	41	2%	192	7%	135	5%	462	18%	0	0%	2,584	100%
9	395	63%	6	1%	8	1%	89	14%	11	2%	114	18%	0	0%	623	100%
10	721	53%	36	3%	27	2%	177	13%	44	3%	345	26%	0	0%	1,350	100%
11	330	41%	28	4%	13	2%	107	13%	6	1%	315	39%	0	0%	799	100%
12	330	60%	13	2%	8	1%	66	12%	14	3%	115	21%	0	0%	546	100%
13	406	56%	15	2%	14	2%	92	13%	28	4%	164	23%	0	0%	719	100%
14	360	64%	5	1%	13	2%	64	11%	10	2%	114	20%	0	0%	566	100%
15	65	44%	0	0%	3	2%	34	23%	6	4%	39	27%	0	0%	147	100%
16	132	49%	0	0%	6	2%	76	28%	11	4%	44	16%	0	0%	269	100%
17	3,335	71%	152	3%	81	2%	513	11%	188	4%	405	9%	0	0%	4,674	100%
18	3,018	65%	97	2%	52	1%	405	9%	224	5%	859	18%	0	0%	4,655	100%
19	1,581	68%	48	2%	45	2%	259	11%	99	4%	287	12%	0	0%	2,319	100%
20	1,183	63%	26	1%	31	2%	189	10%	43	2%	403	21%	0	0%	1,875	100%
21	883	77%	36	3%	19	2%	127	11%	76	7%	12	1%	0	0%	1,153	100%
22	161	60%	13	5%	2	1%	23	9%	9	3%	59	22%	0	0%	267	100%
STATE	22,228	64%	928	3%	609	2%	3,520	10%	1,479	4%	5,700	17%	0	0%	34,464	100%

Note: Percentages may not total 100 percent because of rounding.

¹**Diversion to be Supervised by Probation:** Cases sentenced to probation that are supervised as part of a deferred prosecution agreement.

²**Probation Revoked and Re-sentenced:** This data represents those probationers who were administratively terminated previously (i.e. absconded) and now have been revoked and re-sentenced to probation.

**Table 48:
Colorado State Adult Regular Probation
New Clients by Gender
Fiscal Year 2023**

TYPE:		Female		Male		Unknown		TOTAL NEW CLIENTS	
DISTRICT	Number	%	Number	%	Number	%	Number	%	
1	920	28%	2,414	72%	3	0%	3,337	100%	
2	558	21%	2,144	79%	3	0%	2,705	100%	
3	90	31%	204	69%	1	0%	295	100%	
4	828	25%	2,507	75%	3	0%	3,338	100%	
5	220	22%	764	78%	1	0%	985	100%	
6	133	25%	388	74%	2	0%	523	100%	
7	186	25%	549	75%	0	0%	735	100%	
8	730	28%	1,847	71%	7	0%	2,584	100%	
9	134	22%	487	78%	2	0%	623	100%	
10	369	27%	979	73%	2	0%	1,350	100%	
11	217	27%	582	73%	0	0%	799	100%	
12	157	29%	389	71%	0	0%	546	100%	
13	202	28%	516	72%	1	0%	719	100%	
14	130	23%	436	77%	0	0%	566	100%	
15	41	28%	104	71%	2	1%	147	100%	
16	73	27%	196	73%	0	0%	269	100%	
17	1,159	25%	3,512	75%	3	0%	4,674	100%	
18	1,214	26%	3,432	74%	9	0%	4,655	100%	
19	588	25%	1,729	75%	2	0%	2,319	100%	
20	470	25%	1,403	75%	2	0%	1,875	100%	
21	302	26%	849	74%	2	0%	1,153	100%	
22	71	27%	196	73%	0	0%	267	100%	
STATE	8,792	26%	25,627	74%	45	0%	34,464	100%	

Note: Percentages may not total 100 percent because of rounding.

**Table 49:
Colorado State Adult Regular Probation
New Clients by Age
Fiscal Year 2023**

TYPE:	12-17 Years ¹		18-20 Years		21-24 Years		25-32 Years		33-39 Years		40 and above		Unknown		TOTAL NEW CLIENTS	
DISTRICT	Number	%	Number	%	Number	%	Number	%	Number	%	Number	%	Number	%	Number	%
1	12	0%	128	4%	324	10%	943	28%	795	24%	1,135	34%	0	0%	3,337	100%
2	0	0%	112	4%	311	11%	844	31%	627	23%	811	30%	0	0%	2,705	100%
3	0	0%	13	4%	34	12%	67	23%	69	23%	112	38%	0	0%	295	100%
4	1	0%	140	4%	380	11%	944	28%	770	23%	1,103	33%	0	0%	3,338	100%
5	4	0%	52	5%	93	9%	302	31%	229	23%	305	31%	0	0%	985	100%
6	1	0%	17	3%	44	8%	178	34%	115	22%	168	32%	0	0%	523	100%
7	3	0%	42	6%	82	11%	187	25%	150	20%	271	37%	0	0%	735	100%
8	7	0%	145	6%	364	14%	765	30%	515	20%	788	30%	0	0%	2,584	100%
9	1	0%	29	5%	64	10%	174	28%	149	24%	206	33%	0	0%	623	100%
10	2	0%	70	5%	177	13%	349	26%	312	23%	440	33%	0	0%	1,350	100%
11	0	0%	20	3%	75	9%	201	25%	175	22%	328	41%	0	0%	799	100%
12	1	0%	35	6%	70	13%	157	29%	121	22%	162	30%	0	0%	546	100%
13	1	0%	44	6%	103	14%	222	31%	154	21%	195	27%	0	0%	719	100%
14	4	1%	22	4%	53	9%	161	28%	121	21%	205	36%	0	0%	566	100%
15	1	1%	14	10%	22	15%	34	23%	25	17%	51	35%	0	0%	147	100%
16	0	0%	13	5%	29	11%	71	26%	52	19%	104	39%	0	0%	269	100%
17	13	0%	222	5%	571	12%	1,338	29%	1,075	23%	1,455	31%	0	0%	4,674	100%
18	28	1%	244	5%	530	11%	1,370	29%	1,053	23%	1,430	31%	0	0%	4,655	100%
19	6	0%	127	5%	324	14%	663	29%	506	22%	693	30%	0	0%	2,319	100%
20	14	1%	135	7%	267	14%	476	25%	381	20%	602	32%	0	0%	1,875	100%
21	5	0%	53	5%	113	10%	324	28%	271	24%	387	34%	0	0%	1,153	100%
22	0	0%	11	4%	31	12%	61	23%	62	23%	102	38%	0	0%	267	100%
STATE	104	0%	1,688	5%	4,061	12%	9,831	29%	7,727	22%	11,053	32%	0	0%	34,464	100%

¹**12-17 Years:** In some jurisdictions, DUI/DWAI and underage consumption convictions for probationers under the age of 18 are captured as "adult offenses".

Note: Percentages may not total 100 percent because of rounding.

**Table 50:
Colorado State Adult Regular Probation
New Clients by Race/Ehnicity Group¹
Fiscal Year 2023**

TYPE: DISTRICT	Caucasian		African American		Asian		Hispanic		Native American		Other		TOTAL NEW CLIENTS	
	Number	%	Number	%	Number	%	Number	%	Number	%	Number	%	Number	%
1	2,697	81%	209	6%	37	1%	307	9%	35	1%	52	2%	3,337	100%
2	1,778	66%	689	25%	46	2%	158	6%	22	1%	12	0%	2,705	100%
3	235	80%	9	3%	0	0%	45	15%	3	1%	3	1%	295	100%
4	2,299	69%	510	15%	42	1%	384	12%	23	1%	80	2%	3,338	100%
5	807	82%	26	3%	7	1%	118	12%	2	0%	25	3%	985	100%
6	324	62%	10	2%	0	0%	56	11%	123	24%	10	2%	523	100%
7	604	82%	14	2%	1	0%	91	12%	7	1%	18	2%	735	100%
8	2,175	84%	133	5%	19	1%	175	7%	10	0%	72	3%	2,584	100%
9	525	84%	11	2%	2	0%	71	11%	5	1%	9	1%	623	100%
10	781	58%	58	4%	3	0%	444	33%	9	1%	55	4%	1,350	100%
11	708	89%	13	2%	2	0%	34	4%	5	1%	37	5%	799	100%
12	395	72%	12	2%	0	0%	117	21%	11	2%	11	2%	546	100%
13	546	76%	45	6%	3	0%	111	15%	7	1%	7	1%	719	100%
14	498	88%	19	3%	3	1%	31	5%	7	1%	8	1%	566	100%
15	117	80%	5	3%	1	1%	21	14%	0	0%	3	2%	147	100%
16	208	77%	8	3%	1	0%	47	17%	1	0%	4	1%	269	100%
17	3,827	82%	397	8%	58	1%	332	7%	17	0%	43	1%	4,674	100%
18	2,903	62%	800	17%	106	2%	656	14%	49	1%	141	3%	4,655	100%
19	1,797	77%	88	4%	21	1%	363	16%	12	1%	38	2%	2,319	100%
20	1,572	84%	97	5%	27	1%	142	8%	10	1%	27	1%	1,875	100%
21	983	85%	29	3%	3	0%	114	10%	11	1%	13	1%	1,153	100%
22	127	48%	4	1%	0	0%	18	7%	114	43%	4	1%	267	100%
STATE	25,906	75%	3,186	9%	382	1%	3,835	11%	483	1%	672	2%	34,464	100%

¹ **Race/Ethnicity Group:** Demographic information is received through electronic transfer or paper filings from Law Enforcement and/or the District Attorney. Judicial's case management system currently blends race and ethnicity fields.

Note: Percentages may not total 100 percent because of rounding.

**Table 51:
Colorado State Adult Regular Probation
Successful/Unsuccessful Terminations
Fiscal Year 2023**

TYPE:	SUCCESSFUL TERMINATIONS ¹		UNSUCCESSFUL TERMINATIONS ²				TOTAL TERMINATIONS ³	
	Successful		Revoked		Absconded			
DISTRICT	Number	%	Number	%	Number	%	Number	%
1	1,555	60%	689	27%	351	14%	2,595	100%
2	821	46%	490	27%	485	27%	1,796	100%
3	128	65%	30	15%	39	20%	197	100%
4	1,332	56%	424	18%	603	26%	2,359	100%
5	557	78%	55	8%	100	14%	712	100%
6	293	71%	70	17%	51	12%	414	100%
7	409	77%	67	13%	56	11%	532	100%
8	1,340	65%	355	17%	372	18%	2,067	100%
9	309	68%	87	19%	61	13%	457	100%
10	524	54%	266	28%	175	18%	965	100%
11	488	70%	108	16%	97	14%	693	100%
12	249	60%	120	29%	43	10%	412	100%
13	428	75%	80	14%	65	11%	573	100%
14	219	73%	51	17%	31	10%	301	100%
15	112	70%	29	18%	20	12%	161	100%
16	107	57%	54	29%	28	15%	189	100%
17	2,012	62%	698	22%	518	16%	3,228	100%
18	2,075	60%	822	24%	583	17%	3,480	100%
19	1,195	66%	331	18%	283	16%	1,809	100%
20	593	63%	209	22%	146	15%	948	100%
21	497	62%	168	21%	143	18%	808	100%
22	133	66%	36	18%	34	17%	203	100%
STATE	15,376	62%	5,239	21%	4,284	17%	24,899	100%

¹**Successful Terminations:** This column is exclusively state successful terminations.

²**Unsuccessful Terminations:** This column includes those probationers who were revoked or absconded. A revocation is defined as a termination from probation supervision for a technical violation, new misdemeanor, or new felony. A revocation to Community Corrections is NOT included in this section because these offenders are still under the supervision and jurisdiction of probation. Absconded refers to probationers who become fugitives and are no longer compliant with probation supervision.

³**Total Terminations:** This table includes: successful terminations, revocations and absconders from probation supervision. Additional types of state adult probation closures are included in Table 52.

Note: Percentages may not total 100 percent because of rounding.

**Table 52:
Colorado State Adult Regular Probation
All Probation Supervision Closure Types
Fiscal Year 2023**

TYPE:	Successful		Revoked		Absconded		Community Corrections Discharge		Deported		Death		Administrative Closure		TOTAL CLOSURES		Courtesy Transfers ¹	
	DISTRICT	Number	%	Number	%	Number	%	Number	%	Number	%	Number	%	Number	%	Number	DISTRICT	
1	1,555	52%	689	23%	351	12%	246	8%	4	0%	40	1%	94	3%	2,979	100%	257	1
2	821	36%	490	22%	485	22%	333	15%	1	0%	36	2%	89	4%	2,255	100%	266	2
3	128	58%	30	14%	39	18%	16	7%	0	0%	9	4%	0	0%	222	100%	35	3
4	1,332	51%	424	16%	603	23%	186	7%	0	0%	49	2%	26	1%	2,620	100%	220	4
5	557	74%	55	7%	100	13%	27	4%	0	0%	14	2%	2	0%	755	100%	65	5
6	293	69%	70	16%	51	12%	9	2%	0	0%	3	1%	1	0%	427	100%	39	6
7	409	71%	67	12%	56	10%	28	5%	1	0%	10	2%	2	0%	573	100%	77	7
8	1,340	58%	355	15%	372	16%	207	9%	0	0%	28	1%	10	0%	2,312	100%	161	8
9	309	63%	87	18%	61	12%	21	4%	0	0%	11	2%	2	0%	491	100%	82	9
10	524	50%	266	26%	175	17%	52	5%	0	0%	16	2%	6	1%	1,039	100%	177	10
11	488	68%	108	15%	97	13%	15	2%	0	0%	10	1%	2	0%	720	100%	91	11
12	249	55%	120	26%	43	9%	31	7%	0	0%	6	1%	4	1%	453	100%	74	12
13	428	69%	80	13%	65	11%	36	6%	0	0%	5	1%	3	0%	617	100%	73	13
14	219	68%	51	16%	31	10%	15	5%	0	0%	3	1%	4	1%	323	100%	61	14
15	112	62%	29	16%	20	11%	20	11%	0	0%	1	1%	0	0%	182	100%	21	15
16	107	51%	54	26%	28	13%	17	8%	0	0%	4	2%	1	0%	211	100%	67	16
17	2,012	57%	698	20%	518	15%	237	7%	7	0%	38	1%	28	1%	3,538	100%	416	17
18	2,075	55%	822	22%	583	15%	217	6%	14	0%	67	2%	24	1%	3,802	100%	338	18
19	1,195	62%	331	17%	283	15%	88	5%	0	0%	20	1%	15	1%	1,932	100%	292	19
20	593	56%	209	20%	146	14%	58	6%	0	0%	17	2%	27	3%	1,050	100%	201	20
21	497	55%	168	18%	143	16%	73	8%	5	1%	17	2%	7	1%	910	100%	130	21
22	133	62%	36	17%	34	16%	6	3%	0	0%	5	2%	0	0%	214	100%	22	22
STATE	15,376	56%	5,239	19%	4,284	16%	1,938	7%	32	0%	409	1%	347	1%	27,625	100%	3,165	STATE

¹**Courtesy Transfers:** Beginning in FY 2008 courtesy transfers were removed from "Total Closures" as they are accounted for within the existing closure categories. They are reported separately to track the cases transferred between districts.

Note: Percentages may not total 100 percent because of rounding.

**Table 53:
Colorado State Adult Regular Probation
Type of Revocation
Fiscal Year 2023**

TYPE: DISTRICT	New Felony ¹		New Misdemeanor ²		Technical ³		TOTAL REVOCATIONS ⁴	
	Number	%	Number	%	Number	%	Number	%
1	84	12%	78	11%	527	76%	689	100%
2	118	24%	63	13%	309	63%	490	100%
3	7	23%	2	7%	21	70%	30	100%
4	129	30%	40	9%	255	60%	424	100%
5	3	5%	5	9%	47	85%	55	100%
6	7	10%	15	21%	48	69%	70	100%
7	6	9%	7	10%	54	81%	67	100%
8	49	14%	71	20%	235	66%	355	100%
9	16	18%	19	22%	52	60%	87	100%
10	29	11%	54	20%	183	69%	266	100%
11	22	20%	13	12%	73	68%	108	100%
12	13	11%	19	16%	88	73%	120	100%
13	16	20%	9	11%	55	69%	80	100%
14	11	22%	12	24%	28	55%	51	100%
15	2	7%	7	24%	20	69%	29	100%
16	2	4%	1	2%	51	94%	54	100%
17	103	15%	97	14%	498	71%	698	100%
18	126	15%	156	19%	540	66%	822	100%
19	69	21%	91	27%	171	52%	331	100%
20	22	11%	37	18%	150	72%	209	100%
21	28	17%	41	24%	99	59%	168	100%
22	2	6%	3	8%	31	86%	36	100%
STATE	864	16%	840	16%	3,535	67%	5,239	100%

¹**New Felony:** Includes revocations for a new felony offense committed while on probation supervision.

²**New Misdemeanor:** Includes revocations for a new misdemeanor offense committed while on probation supervision.

³**Technical:** Includes revocations for technical probation supervision violations (e.g. drug use, unsuccessful discharge from treatment).

⁴**Total Revocations:** Total includes all felony, misdemeanor, and technical violations resulting in a revocation from probation.

Note: Percentages may not total 100 percent because of rounding.

**Table 54:
Colorado State Adult Regular Probation
Length of Stay
Fiscal Year 2023**

TYPE:	0-12 months		13-24 months		25-36 months		37 + months		TOTAL CLOSURES	
DISTRICT	Number	%	Number	%	Number	%	Number	%	Number	%
1	1,171	39%	1,136	38%	447	15%	225	8%	2,979	100%
2	1,033	46%	758	34%	263	12%	201	9%	2,255	100%
3	92	41%	95	43%	22	10%	13	6%	222	100%
4	774	30%	951	36%	425	16%	470	18%	2,620	100%
5	302	40%	295	39%	86	11%	72	10%	755	100%
6	154	36%	173	41%	50	12%	50	12%	427	100%
7	205	36%	244	43%	63	11%	61	11%	573	100%
8	865	37%	832	36%	331	14%	284	12%	2,312	100%
9	154	31%	177	36%	99	20%	61	12%	491	100%
10	427	41%	360	35%	134	13%	118	11%	1,039	100%
11	289	40%	265	37%	92	13%	74	10%	720	100%
12	230	51%	145	32%	47	10%	31	7%	453	100%
13	216	35%	277	45%	80	13%	44	7%	617	100%
14	129	40%	112	35%	45	14%	37	11%	323	100%
15	65	36%	82	45%	24	13%	11	6%	182	100%
16	63	30%	72	34%	46	22%	30	14%	211	100%
17	1,388	39%	1,316	37%	429	12%	405	11%	3,538	100%
18	1,599	42%	1,426	38%	392	10%	385	10%	3,802	100%
19	663	34%	707	37%	288	15%	274	14%	1,932	100%
20	435	41%	391	37%	117	11%	107	10%	1,050	100%
21	356	39%	293	32%	121	13%	140	15%	910	100%
22	95	44%	82	38%	21	10%	16	7%	214	100%
STATE	10,705	39%	10,189	37%	3,622	13%	3,109	11%	27,625	100%

Note: Percentages may not total 100 percent because of rounding.

**Table 55:
Colorado State Adult Regular and Private Probation
Active Client on June 30, 2023
Fiscal Year 2023**

TYPE	TOTAL STATE REGULAR CLIENTS		TOTAL PRIVATE CLIENTS		TOTAL STATE REGULAR & PRIVATE PROBATION POPULATION	
	Number	%	Number	%	Number	%
DISTRICT						
1	4,911	79%	1,293	21%	6,204	100%
2	4,102	100%	0	0%	4,102	100%
3	400	100%	0	0%	400	100%
4	5,994	76%	1,945	24%	7,939	100%
5	1,281	100%	0	0%	1,281	100%
6	932	100%	0	0%	932	100%
7	1,266	100%	0	0%	1,266	100%
8	3,449	84%	652	16%	4,101	100%
9	1,023	100%	0	0%	1,023	100%
10	1,991	84%	383	16%	2,374	100%
11	1,007	89%	121	11%	1,128	100%
12	714	100%	0	0%	714	100%
13	1,015	100%	0	0%	1,015	100%
14	736	100%	0	0%	736	100%
15	247	100%	0	0%	247	100%
16	415	100%	0	0%	415	100%
17	6,782	91%	639	9%	7,421	100%
18	6,366	77%	1,896	23%	8,262	100%
19	3,383	86%	558	14%	3,941	100%
20	2,047	69%	921	31%	2,968	100%
21	2,071	100%	0	0%	2,071	100%
22	415	100%	0	0%	415	100%
STATE	50,547	86%	8,408	14%	58,955	100%

Note: Percentages may not total 100 percent because of rounding.

Table 56:
Colorado State Adult Regular Probation
Active Client Risk Levels¹ on June 30, 2023
Fiscal Year 2023

Risk Levels:	New: w/in the first 30 days of supervision start date		Maximum		Medium		Minimum		Administrative		Automated Reporting Program (ARP)		Community Corrections		Interstate Transfer to Another State		TOTAL STATE PROBATION CLIENTS	
	Number	%	Number	%	Number	%	Number	%	Number	%	Number	%	Number	%	Number	%	Number	%
DISTRICT 1	108	2%	371	8%	886	18%	1,826	37%	938	19%	350	7%	301	6%	131	3%	4,911	100%
2	18	0%	708	17%	922	22%	492	12%	914	22%	447	11%	465	11%	136	3%	4,102	100%
3	6	2%	106	27%	96	24%	108	27%	42	11%	0	0%	13	3%	29	7%	400	100%
4	23	0%	718	12%	1,589	27%	1,648	27%	1,116	19%	123	2%	369	6%	408	7%	5,994	100%
5	37	3%	107	8%	283	22%	534	42%	121	9%	0	0%	58	5%	141	11%	1,281	100%
6	14	2%	125	13%	197	21%	313	34%	78	8%	0	0%	81	9%	124	13%	932	100%
7	29	2%	191	15%	293	23%	523	41%	58	5%	40	3%	91	7%	41	3%	1,266	100%
8	57	2%	470	14%	1,037	30%	817	24%	426	12%	0	0%	404	12%	238	7%	3,449	100%
9	21	2%	98	10%	150	15%	557	54%	110	11%	0	0%	36	4%	51	5%	1,023	100%
10	55	3%	262	13%	466	23%	269	14%	381	19%	405	20%	120	6%	33	2%	1,991	100%
11	40	4%	155	15%	294	29%	295	29%	159	16%	0	0%	21	2%	43	4%	1,007	100%
12	9	1%	109	15%	178	25%	243	34%	93	13%	13	2%	32	4%	37	5%	714	100%
13	31	3%	113	11%	277	27%	382	38%	66	6%	30	3%	65	6%	52	5%	1,016	100%
14	30	4%	61	8%	201	27%	302	41%	56	8%	0	0%	28	4%	58	8%	736	100%
15	5	2%	40	16%	71	29%	94	38%	3	1%	0	0%	22	9%	12	5%	247	100%
16	7	2%	71	17%	111	27%	135	33%	58	14%	0	0%	23	6%	10	2%	415	100%
17	151	2%	750	11%	1,923	28%	1,539	23%	1,579	23%	284	4%	364	5%	192	3%	6,782	100%
18	125	2%	723	11%	2,027	32%	1,133	18%	1,128	18%	469	7%	469	7%	292	5%	6,366	100%
19	102	3%	301	9%	867	26%	887	26%	731	22%	135	4%	234	7%	126	4%	3,383	100%
20	16	1%	363	18%	494	24%	529	26%	421	21%	25	1%	97	5%	102	5%	2,047	100%
21	35	2%	188	9%	455	22%	437	21%	295	14%	317	15%	259	13%	85	4%	2,071	100%
22	6	1%	78	19%	107	26%	128	31%	43	10%	0	0%	21	5%	31	7%	414	100%
STATE	925	2%	6,108	12%	12,924	26%	13,191	26%	8,816	17%	2,638	5%	3,573	7%	2,372	5%	50,547	100%

¹**Active Client Risk Levels:** This data includes regular adult supervision, domestic violence, sex offender (Non-SOISP), problem solving court, mental health and economic crime. Detailed supervision levels for each regular adult supervision, domestic violence, sex offender (Non-SOISP), problem solving court, mental health and economic crime can be found on Tables 57 and 58.

Note: Percentages may not total 100 percent because of rounding.

Table 57:
Colorado State Adult Regular Probation
Regular Adult, Domestic Violence and Sex Offender Caseloads
Active Client Risk Levels on June 30, 2023
Fiscal Year 2023

Risk Level:	Regular Adult									
	Regular Maximum		Regular Medium		Regular Minimum		Regular Admin & ARP		Regular Total	
	#	%	#	%	#	%	#	%	#	%
DISTRICT	#	%	#	%	#	%	#	%	#	%
1	226	6%	575	17%	1,416	41%	1,267	36%	3,484	100%
2	436	18%	594	24%	258	10%	1,195	48%	2,483	100%
3	81	27%	72	24%	100	34%	42	14%	295	100%
4	462	13%	1,031	28%	1,021	28%	1,170	32%	3,684	100%
5	69	9%	173	23%	377	51%	119	16%	738	100%
6	93	16%	151	25%	275	46%	77	13%	596	100%
7	151	16%	239	25%	453	48%	98	10%	941	100%
8	318	14%	792	36%	726	33%	390	18%	2,226	100%
9	60	9%	88	13%	408	62%	106	16%	662	100%
10	149	12%	253	20%	97	8%	745	60%	1,244	100%
11	99	15%	195	29%	226	33%	155	23%	675	100%
12	79	15%	134	26%	203	39%	105	20%	521	100%
13	76	11%	167	25%	330	50%	89	13%	662	100%
14	39	8%	140	29%	250	52%	52	11%	481	100%
15	30	19%	53	33%	74	46%	3	2%	160	100%
16	55	18%	80	26%	111	37%	57	19%	303	100%
17	414	8%	1,335	27%	1,375	28%	1,811	37%	4,935	100%
18	288	7%	1,439	35%	920	22%	1,497	36%	4,144	100%
19	181	8%	488	21%	790	35%	830	36%	2,289	100%
20	194	15%	289	22%	388	30%	419	32%	1,290	100%
21	134	9%	354	25%	329	23%	602	42%	1,419	100%
22	57	20%	80	28%	101	36%	43	15%	281	100%
STATE	3,691	11%	8,722	26%	10,228	31%	10,872	32%	33,513	100%

Risk Level:	Domestic Violence									
	DV Maximum		DV Medium		DV Minimum		DV Administrative		DV Total	
	#	%	#	%	#	%	#	%	#	%
DISTRICT	#	%	#	%	#	%	#	%	#	%
1	49	8%	236	39%	299	50%	18	3%	602	100%
2	95	19%	234	46%	173	34%	8	2%	510	100%
3	3	15%	10	50%	7	35%	0	0%	20	100%
4	112	12%	383	42%	399	44%	23	3%	917	100%
5	21	8%	97	37%	142	54%	2	1%	262	100%
6	13	16%	37	46%	29	36%	1	1%	80	100%
7	19	17%	42	39%	48	44%	0	0%	109	100%
8	34	11%	197	64%	71	23%	5	2%	307	100%
9	12	7%	44	24%	124	68%	2	1%	182	100%
10	54	16%	135	41%	123	37%	18	5%	330	100%
11	46	25%	86	47%	48	26%	2	1%	182	100%
12	16	22%	31	42%	26	36%	0	0%	73	100%
13	23	14%	102	64%	33	21%	2	1%	160	100%
14	9	9%	48	48%	42	42%	0	0%	99	100%
15	6	15%	17	43%	17	43%	0	0%	40	100%
16	9	18%	25	49%	16	31%	1	2%	51	100%
17	248	29%	462	53%	109	13%	45	5%	864	100%
18	253	32%	429	55%	68	9%	36	5%	786	100%
19	71	14%	331	65%	80	16%	24	5%	506	100%
20	94	29%	143	45%	81	25%	1	0%	319	100%
21	38	22%	78	45%	51	30%	5	3%	172	100%
22	13	25%	21	40%	18	35%	0	0%	52	100%
STATE	1,238	19%	3,188	48%	2,004	30%	193	3%	6,623	100%

Note: Percentages may not total 100 percent because of rounding.

Risk Level:	Sex Offenders (Non-SOISP)*									
	Sex Offender Maximum		Sex Offender Medium		Sex Offender Minimum		Sex Offender Administrative		Sex Offender Total	
	#	%	#	%	#	%	#	%	#	%
DISTRICT	#	%	#	%	#	%	#	%	#	%
1	11	11%	24	25%	59	61%	2	2%	96	100%
2	11	7%	12	8%	35	22%	98	63%	156	100%
3	1	11%	8	89%	0	0%	0	0%	9	100%
4	26	12%	35	16%	153	69%	9	4%	223	100%
5	2	15%	2	15%	9	69%	0	0%	13	100%
6	5	28%	6	33%	7	39%	0	0%	18	100%
7	3	12%	2	8%	20	80%	0	0%	25	100%
8	30	33%	17	19%	13	14%	31	34%	91	100%
9	4	18%	4	18%	12	55%	2	9%	22	100%
10	7	19%	9	25%	19	53%	1	3%	36	100%
11	4	12%	10	30%	18	55%	1	3%	33	100%
12	3	16%	7	37%	9	47%	0	0%	19	100%
13	6	21%	3	10%	15	52%	5	17%	29	100%
14	2	12%	6	35%	5	29%	4	24%	17	100%
15	4	50%	1	13%	3	38%	0	0%	8	100%
16	2	17%	2	17%	8	67%	0	0%	12	100%
17	22	25%	28	32%	37	42%	1	1%	88	100%
18	21	11%	25	13%	94	50%	49	26%	189	100%
19	10	23%	20	45%	11	25%	3	7%	44	100%
20	23	23%	16	16%	43	44%	16	16%	98	100%
21	6	8%	11	14%	55	71%	5	6%	77	100%
22	3	38%	1	13%	4	50%	0	0%	8	100%
STATE	206	16%	249	19%	629	48%	227	17%	1,311	100%

*SOISPs (Sex Offender Intensive Supervision Probation) active client numbers can be found in Table 97.

**Table 58:
Colorado State Adult Regular Probation
Problem Solving Court, Mental Health and Economic Crime Caseloads
Active Client Risk Levels on June 30, 2023**

Fiscal Year 2023

Risk Level:	Problem Solving Court (PSC)									
	PSC Maximum		PSC Medium		PSC Minimum		PSC Administrative		PSC Total	
	#	%	#	%	#	%	#	%	#	%
DISTRICT										
1	68	77%	19	22%	0	0%	1	1%	88	100%
2	95	48%	33	17%	18	9%	51	26%	197	100%
3	21	75%	6	21%	1	4%	0	0%	28	100%
4	86	37%	92	40%	43	19%	9	4%	230	100%
5	15	65%	5	22%	3	13%	0	0%	23	100%
6	14	74%	3	16%	2	11%	0	0%	19	100%
7	16	59%	9	33%	2	7%	0	0%	27	100%
8	48	61%	24	30%	7	9%	0	0%	79	100%
9	19	86%	0	0%	3	14%	0	0%	22	100%
10	16	64%	3	12%	4	16%	2	8%	25	100%
11	6	46%	3	23%	3	23%	1	8%	13	100%
12	6	50%	3	25%	2	17%	1	8%	12	100%
13	3	100%	0	0%	0	0%	0	0%	3	100%
14	4	80%	1	20%	0	0%	0	0%	5	100%
15	0	0%	0	0%	0	0%	0	0%	0	0%
16	4	50%	4	50%	0	0%	0	0%	8	100%
17	34	64%	14	26%	0	0%	5	9%	53	100%
18	89	63%	36	25%	17	12%	0	0%	142	100%
19	18	49%	10	27%	5	14%	4	11%	37	100%
20	19	40%	22	46%	2	4%	5	10%	48	100%
21	0	0%	0	0%	0	0%	0	0%	0	0%
22	5	38%	5	38%	3	23%	0	0%	13	100%
STATE	586	55%	292	27%	115	11%	79	7%	1,072	100%

Risk Level:	Mental Health (MH)									
	MH Maximum		MH Medium		MH Minimum		MH Administrative		MH Total	
	#	%	#	%	#	%	#	%	#	%
DISTRICT										
1	17	24%	28	40%	25	36%	0	0%	70	100%
2	67	57%	36	31%	6	5%	9	8%	118	100%
3	0	0%	0	0%	0	0%	0	0%	0	0%
4	29	37%	24	31%	8	10%	17	22%	78	100%
5	0	0%	6	86%	1	14%	0	0%	7	100%
6	0	0%	0	0%	0	0%	0	0%	0	0%
7	2	67%	1	33%	0	0%	0	0%	3	100%
8	38	100%	0	0%	0	0%	0	0%	38	100%
9	3	11%	14	52%	10	37%	0	0%	27	100%
10	36	24%	66	45%	26	18%	20	14%	148	100%
11	0	0%	0	0%	0	0%	0	0%	0	0%
12	5	45%	3	27%	3	27%	0	0%	11	100%
13	4	36%	5	45%	2	18%	0	0%	11	100%
14	7	39%	6	33%	5	28%	0	0%	18	100%
15	0	0%	0	0%	0	0%	0	0%	0	0%
16	0	0%	0	0%	0	0%	0	0%	0	0%
17	29	31%	57	60%	8	8%	1	1%	95	100%
18	43	33%	62	47%	13	10%	13	10%	131	100%
19	19	51%	12	32%	1	3%	5	14%	37	100%
20	31	49%	20	32%	7	11%	5	8%	63	100%
21	10	42%	12	50%	2	8%	0	0%	24	100%
22	0	0%	0	0%	2	100%	0	0%	2	100%
STATE	340	39%	352	40%	119	14%	70	8%	881	100%

Risk Level:	Economic Crime (EC)									
	EC Maximum		EC Medium		EC Minimum		EC Administrative		EC Total	
	#	%	#	%	#	%	#	%	#	%
DISTRICT										
1	0	0%	4	13%	27	87%	0	0%	31	100%
2	4	21%	13	68%	2	11%	0	0%	19	100%
3	0	0%	0	0%	0	0%	0	0%	0	0%
4	3	5%	24	39%	24	39%	11	18%	62	100%
5	0	0%	0	0%	2	100%	0	0%	2	100%
6	0	0%	0	0%	0	0%	0	0%	0	0%
7	0	0%	0	0%	0	0%	0	0%	0	0%
8	2	22%	7	78%	0	0%	0	0%	9	100%
9	0	0%	0	0%	0	0%	0	0%	0	0%
10	0	0%	0	0%	0	0%	0	0%	0	0%
11	0	0%	0	0%	0	0%	0	0%	0	0%
12	0	0%	0	0%	0	0%	0	0%	0	0%
13	1	33%	0	0%	2	67%	0	0%	3	100%
14	0	0%	0	0%	0	0%	0	0%	0	0%
15	0	0%	0	0%	0	0%	0	0%	0	0%
16	1	100%	0	0%	0	0%	0	0%	1	100%
17	3	8%	27	68%	10	25%	0	0%	40	100%
18	29	33%	36	41%	21	24%	2	2%	88	100%
19	2	25%	6	75%	0	0%	0	0%	8	100%
20	2	14%	4	29%	8	57%	0	0%	14	100%
21	0	0%	0	0%	0	0%	0	0%	0	0%
22	0	0%	0	0%	0	0%	0	0%	0	0%
STATE	47	17%	121	44%	96	35%	13	5%	277	100%

Note: Percentages may not total 100 percent because of rounding.

A vibrant rainbow arches across a cloudy sky, with green trees in the foreground. The rainbow is the central focus, showing a full spectrum of colors from red to violet. The sky is filled with soft, greyish clouds, and the trees are lush and green, with some yellow flowers visible on the right side.

Private Probation

Private Probation

Although not every judicial district has access to or utilizes a private provider, Colorado Probation has contracted for private probation services since FY 1996, due in part to the inadequacy of staff resources to supervise all offenders sentenced to probation at the level required by standards. Chief Justice Directive 21-01 (formerly 16-01), defines the priority use of probation resources and the circumstances under which districts may contract with private probation. The Chief Justice Directive permits contract probation services to be utilized for lower-priority investigations and supervision of lower risk offenders, as provided by §19-2.5-1406(4) effective beginning October 1, 2021, and §18-1.3-202(2), C.R.S. In FY 2023, there were 3,684 new offenders transferred to private probation for supervision. On June 30, 2023, there were 8,408 offenders being managed under private probation service contracts. In FY 2023, private probation successfully terminated 4,183 probationers (88%). By utilizing private probation for lower risk probationers, state probation departments can concentrate their resources on higher risk probationers.

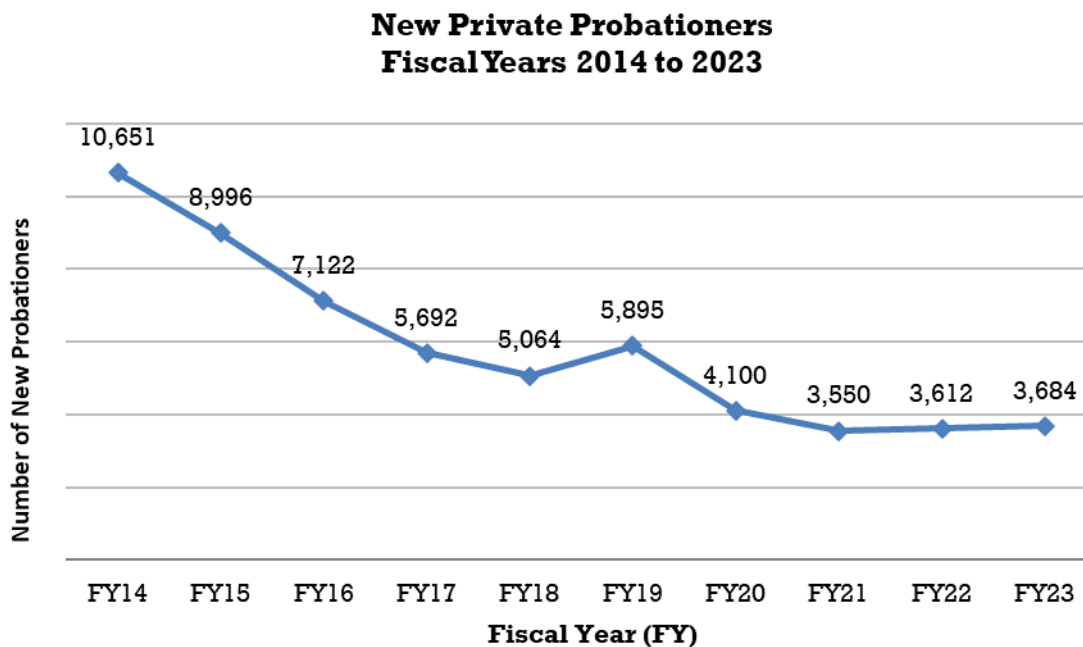


Table 59:
Colorado Private Probation¹
New Clients by Supervision Type
Fiscal Year 2023

TYPE:	Direct Sentence ²		Transfer from State Probation ³		TOTAL NEW CLIENTS	
	DISTRICT	Number	%	Number	%	Number
1	0	0%	975	100%	975	100%
2	0	0%	0	0%	0	0%
3	0	0%	0	0%	0	0%
4	0	0%	845	100%	845	100%
5	0	0%	0	0%	0	0%
6	0	0%	0	0%	0	0%
7	0	0%	0	0%	0	0%
8	0	0%	105	100%	105	100%
9	0	0%	0	0%	0	0%
10	0	0%	75	100%	75	100%
11	0	0%	27	100%	27	100%
12	0	0%	0	0%	0	0%
13	0	0%	0	0%	0	0%
14	0	0%	0	0%	0	0%
15	0	0%	0	0%	0	0%
16	0	0%	0	0%	0	0%
17	0	0%	453	100%	453	100%
18	0	0%	747	100%	747	100%
19	0	0%	189	100%	189	100%
20	0	0%	268	100%	268	100%
21	0	0%	0	0%	0	0%
22	0	0%	0	0%	0	0%
STATE	0	0%	3,684	100%	3,684	100%

¹**Colorado Private Probation:** In FY 2018, the private probation section of the annual report was adjusted to combine non-DUI/DWAI private probation numbers with DUI/DWAI private probation numbers. Previous annual reports displayed these numbers separately.

²**Direct Sentence:** A probationer ordered by the court to be supervised by a private provider. This is not a uniform practice among courts.

³**Transfer from State Probation:** A probationer originally sentenced to state probation but later determined appropriate to transfer to a private probation provider.

Note: Percentages may not total 100 percent because of rounding.

**Table 60:
Colorado Private Probation¹
New Clients by Gender
Fiscal Year 2023**

TYPE: DISTRICT	Female		Male		Unknown		TOTAL NEW CLIENTS	
	Number	%	Number	%	Number	%	Number	%
1	313	32%	661	68%	1	0%	975	100%
2	0	0%	0	0%	0	0%	0	0%
3	0	0%	0	0%	0	0%	0	0%
4	204	24%	641	76%	0	0%	845	100%
5	0	0%	0	0%	0	0%	0	0%
6	0	0%	0	0%	0	0%	0	0%
7	0	0%	0	0%	0	0%	0	0%
8	28	27%	77	73%	0	0%	105	100%
9	0	0%	0	0%	0	0%	0	0%
10	22	29%	53	71%	0	0%	75	100%
11	9	33%	18	67%	0	0%	27	100%
12	0	0%	0	0%	0	0%	0	0%
13	0	0%	0	0%	0	0%	0	0%
14	0	0%	0	0%	0	0%	0	0%
15	0	0%	0	0%	0	0%	0	0%
16	0	0%	0	0%	0	0%	0	0%
17	132	29%	321	71%	0	0%	453	100%
18	194	26%	552	74%	1	0%	747	100%
19	35	19%	154	81%	0	0%	189	100%
20	65	24%	203	76%	0	0%	268	100%
21	0	0%	0	0%	0	0%	0	0%
22	0	0%	0	0%	0	0%	0	0%
STATE	1,002	27%	2,680	73%	2	0%	3,684	100%

¹**Colorado Private Probation:** In FY 2018, the private probation section of the annual report was adjusted to combine non-DUI/DWAI private probation numbers with DUI/DWAI private probation numbers. Previous annual reports displayed these numbers separately.

Note: Percentages may not total 100 percent because of rounding.

**Table 61:
Colorado Private Probation¹
New Clients by Age
Fiscal Year 2023**

TYPE:	*12-17 Years		18-20 Years		21-24 Years		25-32 Years		33-39 Years		40 and above		Unknown		TOTAL NEW CLIENTS	
DISTRICT	Number	%	Number	%	Number	%	Number	%	Number	%	Number	%	Number	%	Number	%
1	0	0%	62	6%	95	10%	286	29%	202	21%	330	34%	0	0%	975	100%
2	0	0%	0	0%	0	0%	0	0%	0	0%	0	0%	0	0%	0	0%
3	0	0%	0	0%	0	0%	0	0%	0	0%	0	0%	0	0%	0	0%
4	2	0%	35	4%	135	16%	237	28%	187	22%	249	29%	0	0%	845	100%
5	0	0%	0	0%	0	0%	0	0%	0	0%	0	0%	0	0%	0	0%
6	0	0%	0	0%	0	0%	0	0%	0	0%	0	0%	0	0%	0	0%
7	0	0%	0	0%	0	0%	0	0%	0	0%	0	0%	0	0%	0	0%
8	0	0%	13	12%	22	21%	25	24%	22	21%	23	22%	0	0%	105	100%
9	0	0%	0	0%	0	0%	0	0%	0	0%	0	0%	0	0%	0	0%
10	0	0%	7	9%	14	19%	19	25%	17	23%	18	24%	0	0%	75	100%
11	0	0%	1	4%	2	7%	8	30%	5	19%	11	41%	0	0%	27	100%
12	0	0%	0	0%	0	0%	0	0%	0	0%	0	0%	0	0%	0	0%
13	0	0%	0	0%	0	0%	0	0%	0	0%	0	0%	0	0%	0	0%
14	0	0%	0	0%	0	0%	0	0%	0	0%	0	0%	0	0%	0	0%
15	0	0%	0	0%	0	0%	0	0%	0	0%	0	0%	0	0%	0	0%
16	0	0%	0	0%	0	0%	0	0%	0	0%	0	0%	0	0%	0	0%
17	1	0%	35	8%	92	20%	138	30%	76	17%	111	25%	0	0%	453	100%
18	0	0%	21	3%	124	17%	214	29%	141	19%	247	33%	0	0%	747	100%
19	0	0%	14	7%	39	21%	66	35%	34	18%	36	19%	0	0%	189	100%
20	0	0%	7	3%	34	13%	94	35%	45	17%	88	33%	0	0%	268	100%
21	0	0%	0	0%	0	0%	0	0%	0	0%	0	0%	0	0%	0	0%
22	0	0%	0	0%	0	0%	0	0%	0	0%	0	0%	0	0%	0	0%
STATE	3	0%	195	5%	557	15%	1,087	30%	729	20%	1,113	30%	0	0%	3,684	100%

¹**Colorado Private Probation:** In FY 2018, the private probation section of the annual report was adjusted to combine non-DUI/DWAI private probation numbers with DUI/DWAI private probation numbers. Previous annual reports will display these numbers separately.

***12-17 Years:** In some jurisdictions, DUI/DWAI and underage consumption convictions for probationers under the age of 18 are captured as "adult offenses".

Note: Percentages may not total 100 percent because of rounding.

Table 62:
Colorado Private Probation¹
New Clients by Race/Ethnicity Group²
Fiscal Year 2023

TYPE: DISTRICT	Caucasian		African American		Asian		Hispanic		Native American		Other		TOTAL NEW CLIENTS	
	Number	%	Number	%	Number	%	Number	%	Number	%	Number	%	Number	%
1	758	78%	53	5%	9	1%	140	14%	9	1%	6	1%	975	100%
2	0	0%	0	0%	0	0%	0	0%	0	0%	0	0%	0	0%
3	0	0%	0	0%	0	0%	0	0%	0	0%	0	0%	0	0%
4	611	72%	89	11%	4	0%	112	13%	4	0%	25	3%	845	100%
5	0	0%	0	0%	0	0%	0	0%	0	0%	0	0%	0	0%
6	0	0%	0	0%	0	0%	0	0%	0	0%	0	0%	0	0%
7	0	0%	0	0%	0	0%	0	0%	0	0%	0	0%	0	0%
8	87	83%	6	6%	1	1%	10	10%	1	1%	0	0%	105	100%
9	0	0%	0	0%	0	0%	0	0%	0	0%	0	0%	0	0%
10	52	69%	3	4%	0	0%	16	21%	1	1%	3	4%	75	100%
11	27	100%	0	0%	0	0%	0	0%	0	0%	0	0%	27	100%
12	0	0%	0	0%	0	0%	0	0%	0	0%	0	0%	0	0%
13	0	0%	0	0%	0	0%	0	0%	0	0%	0	0%	0	0%
14	0	0%	0	0%	0	0%	0	0%	0	0%	0	0%	0	0%
15	0	0%	0	0%	0	0%	0	0%	0	0%	0	0%	0	0%
16	0	0%	0	0%	0	0%	0	0%	0	0%	0	0%	0	0%
17	395	87%	17	4%	6	1%	28	6%	1	0%	6	1%	453	100%
18	464	62%	95	13%	28	4%	132	18%	4	1%	24	3%	747	100%
19	145	77%	6	3%	1	1%	37	20%	0	0%	0	0%	189	100%
20	229	85%	8	3%	1	0%	23	9%	4	1%	3	1%	268	100%
21	0	0%	0	0%	0	0%	0	0%	0	0%	0	0%	0	0%
22	0	0%	0	0%	0	0%	0	0%	0	0%	0	0%	0	0%
STATE	2,768	75%	277	8%	50	1%	498	14%	24	1%	67	2%	3,684	100%

¹ **Colorado Private Probation:** In FY2018, the private probation section of the annual report was adjusted to combine non-DUI/DWAI private probation numbers with DUI/DWAI private probation numbers. Previous annual reports displayed these numbers separately.

² **Race/Ethnicity Group:** Demographic information is received through electronic transfer or paper filings from Law Enforcement and/or the District Attorney. Judicial's case management system currently blends race and ethnicity fields.

Note: Percentages may not total 100 percent because of rounding.

Table 63:
Colorado Private Probation¹
Successful/Unsuccessful Terminations
Fiscal Year 2023

TYPE:	SUCCESSFUL TERMINATIONS ²		UNSUCCESSFUL TERMINATIONS ³				TOTAL TERMINATIONS ⁵	
	Successful		Revoked		Absconded ⁴			
DISTRICT	Number	%	Number	%	Number	%	Number	%
1	551	85%	32	5%	63	10%	646	100%
2	0	0%	0	0%	0	0%	0	0%
3	0	0%	0	0%	0	0%	0	0%
4	829	87%	35	4%	86	9%	950	100%
5	0	0%	0	0%	0	0%	0	0%
6	0	0%	0	0%	0	0%	0	0%
7	0	0%	0	0%	0	0%	0	0%
8	454	92%	18	4%	23	5%	495	100%
9	0	0%	0	0%	0	0%	0	0%
10	148	83%	8	4%	22	12%	178	100%
11	133	97%	1	1%	3	2%	137	100%
12	0	0%	0	0%	0	0%	0	0%
13	0	0%	0	0%	0	0%	0	0%
14	0	0%	0	0%	0	0%	0	0%
15	0	0%	0	0%	0	0%	0	0%
16	0	0%	0	0%	0	0%	0	0%
17	399	82%	30	6%	60	12%	489	100%
18	917	92%	62	6%	19	2%	998	100%
19	242	88%	7	3%	27	10%	276	100%
20	510	87%	37	6%	41	7%	588	100%
21	0	0%	0	0%	0	0%	0	0%
22	0	0%	0	0%	0	0%	0	0%
STATE	4,183	88%	230	5%	344	7%	4,757	100%

¹**Colorado Private Probation:** In FY 2018, the private probation section of the annual report was adjusted to combine non-DUI/DWAI private probation numbers with DUI/DWAI private probation numbers. Previous annual reports displayed these numbers separately.

²**Successful Terminations:** This column is exclusively private successful terminations.

³**Unsuccessful Terminations:** This column includes probationers supervised by private who were revoked or absconded. A revocation is defined as a termination from probation supervision for a technical violation, new misdemeanor, or new felony.

⁴**Absconded:** This column refers to probationers who become fugitives and are no longer compliant with probation supervision.

⁵**Total Terminations:** This column includes: successful terminations, revocations and absconders from probation supervision. Additional types of private probation closures are included in Tables 64.

Table 64:
Colorado Private Probation¹
All Closure Types
Fiscal Year 2023

TYPE:	Successful		Revoked		Absconded		Deported		Death		Administrative Closure		TOTAL CLOSURES	
DISTRICT	Number	%	Number	%	Number	%	Number	%	Number	%	Number	%	Number	%
1	551	84%	32	5%	63	10%	0	0%	8	1%	1	0%	655	100%
2	0	0%	0	0%	0	0%	0	0%	0	0%	0	0%	0	0%
3	0	0%	0	0%	0	0%	0	0%	0	0%	0	0%	0	0%
4	829	87%	35	4%	86	9%	0	0%	6	1%	0	0%	956	100%
5	0	0%	0	0%	0	0%	0	0%	0	0%	0	0%	0	0%
6	0	0%	0	0%	0	0%	0	0%	0	0%	0	0%	0	0%
7	0	0%	0	0%	0	0%	0	0%	0	0%	0	0%	0	0%
8	454	92%	18	4%	23	5%	0	0%	0	0%	0	0%	495	100%
9	0	0%	0	0%	0	0%	0	0%	0	0%	0	0%	0	0%
10	148	83%	8	4%	22	12%	0	0%	0	0%	1	1%	179	100%
11	133	97%	1	1%	3	2%	0	0%	0	0%	0	0%	137	100%
12	0	0%	0	0%	0	0%	0	0%	0	0%	0	0%	0	0%
13	0	0%	0	0%	0	0%	0	0%	0	0%	0	0%	0	0%
14	0	0%	0	0%	0	0%	0	0%	0	0%	0	0%	0	0%
15	0	0%	0	0%	0	0%	0	0%	0	0%	0	0%	0	0%
16	0	0%	0	0%	0	0%	0	0%	0	0%	0	0%	0	0%
17	399	81%	30	6%	60	12%	0	0%	2	0%	0	0%	491	100%
18	917	91%	62	6%	19	2%	0	0%	7	1%	0	0%	1,005	100%
19	242	86%	7	2%	27	10%	0	0%	4	1%	1	0%	281	100%
20	510	86%	37	6%	41	7%	0	0%	2	0%	0	0%	590	100%
21	0	0%	0	0%	0	0%	0	0%	0	0%	1	100%	1	100%
22	0	0%	0	0%	0	0%	0	0%	0	0%	0	0%	0	0%
STATE	4,183	87%	230	5%	344	7%	0	0%	29	1%	4	0%	4,790	100%

Courtesy Transfers ²	
Number	DISTRICT
19	1
0	2
0	3
182	4
0	5
0	6
0	7
104	8
0	9
46	10
11	11
0	12
0	13
0	14
0	15
0	16
37	17
222	18
38	19
86	20
0	21
0	22
745	STATE

¹**Colorado Private Probation:** In FY 2018, the private probation section of the annual report was adjusted to combine non-DUI/DWAI private probation numbers with DUI/DWAI private probation numbers. Previous annual reports displayed these numbers separately.

²**Courtesy Transfers:** Beginning in FY 2008, courtesy transfers were removed from "Total Closures" because they are accounted for within the existing closure categories. They are reported separately to track the cases transferred between districts.

Note: Percentages may not total 100 percent because of rounding.

**Table 65:
Colorado Private Probation¹
Type of Revocation
Fiscal Year 2023**

TYPE: DISTRICT	New Felony ²		New Misdemeanor ³		Technical ⁴		TOTAL REVOCATIONS for Private Probation ⁵	
	Number	%	Number	%	Number	%	Number	%
1	2	6%	2	6%	28	88%	32	100%
2	0	0%	0	0%	0	0%	0	0%
3	0	0%	0	0%	0	0%	0	0%
4	4	11%	1	3%	30	86%	35	100%
5	0	0%	0	0%	0	0%	0	0%
6	0	0%	0	0%	0	0%	0	0%
7	0	0%	0	0%	0	0%	0	0%
8	0	0%	2	11%	16	89%	18	100%
9	0	0%	0	0%	0	0%	0	0%
10	3	38%	0	0%	5	63%	8	100%
11	0	0%	0	0%	1	100%	1	100%
12	0	0%	0	0%	0	0%	0	0%
13	0	0%	0	0%	0	0%	0	0%
14	0	0%	0	0%	0	0%	0	0%
15	0	0%	0	0%	0	0%	0	0%
16	0	0%	0	0%	0	0%	0	0%
17	0	0%	2	7%	28	93%	30	100%
18	5	8%	17	27%	40	65%	62	100%
19	0	0%	1	14%	6	86%	7	100%
20	1	3%	3	8%	33	89%	37	100%
21	0	0%	0	0%	0	0%	0	0%
22	0	0%	0	0%	0	0%	0	0%
STATE	15	7%	28	12%	187	81%	230	100%

¹**Colorado Private Probation:** In FY 2018, the private probation section of the annual report was adjusted to combine non-DUI/DWAI private probation numbers with DUI/DWAI private probation numbers. Previous annual reports displayed these numbers separately.

²**New Felony:** Includes revocations for a new felony offense committed while on probation supervision.

³**New Misdemeanor:** Includes revocations for a new misdemeanor offense committed while on probation supervision.

⁴**Technical:** Includes revocations for technical probation supervision violations (i.e. drug use, non-compliance).

⁵**Total Revocations:** Total includes all felony, misdemeanor, and technical violations resulting in a revocation from probation.

Note: Percentages may not total 100 percent because of rounding.

**Table 66:
Colorado Private Probation¹
Length of Stay
Fiscal Year 2023**

TYPE: DISTRICT	0-12 months		13-24 months		25-36 months		37 + months		TOTAL PRIVATE PROBATION CLOSURES	
	Number	%	Number	%	Number	%	Number	%	Number	%
1	398	61%	245	37%	10	2%	2	0%	655	100%
2	0	0%	0	0%	0	0%	0	0%	0	0%
3	0	0%	0	0%	0	0%	0	0%	0	0%
4	249	26%	513	54%	150	16%	44	5%	956	100%
5	0	0%	0	0%	0	0%	0	0%	0	0%
6	0	0%	0	0%	0	0%	0	0%	0	0%
7	0	0%	0	0%	0	0%	0	0%	0	0%
8	289	58%	182	37%	18	4%	6	1%	495	100%
9	0	0%	0	0%	0	0%	0	0%	0	0%
10	60	34%	88	49%	21	12%	10	6%	179	100%
11	87	64%	47	34%	2	1%	1	1%	137	100%
12	0	0%	0	0%	0	0%	0	0%	0	0%
13	0	0%	0	0%	0	0%	0	0%	0	0%
14	0	0%	0	0%	0	0%	0	0%	0	0%
15	0	0%	0	0%	0	0%	0	0%	0	0%
16	0	0%	0	0%	0	0%	0	0%	0	0%
17	269	55%	186	38%	31	6%	6	1%	492	100%
18	362	36%	455	45%	126	13%	61	6%	1,004	100%
19	84	30%	156	55%	32	11%	10	4%	282	100%
20	312	53%	253	43%	20	3%	4	1%	589	100%
21	1	100%	0	0%	0	0%	0	0%	1	100%
22	0	0%	0	0%	0	0%	0	0%	0	0%
STATE	2,111	44%	2,125	44%	410	9%	144	3%	4,790	100%

¹**Colorado Private Probation:** In FY 2018 the private probation section of the annual report was adjusted to combine non-DUI/DWAI private probation numbers with DUI/DWAI private probation numbers. Previous annual reports displayed these numbers separately.

Note: Percentages may not total 100 percent because of rounding.


**Table 67:
Colorado Private Probation¹
Active Clients on June 30, 2023
Fiscal Year 2023**

Risk Levels ² :	New: w/in the first 30 days of supervision start date		Maximum			Medium			Minimum			Administrative			TOTAL PRIVATE PROBATION CLIENTS							
			Reg Max	DV Max		Reg Med	DV Med		Reg Min	DV Min		Admin	DV Admin	Interstate								
DISTRICT	Number	%	Number	%	Number	%	Number	%	Number	%	Number	%	Number	%	Number	%	Number	%				
1	43	3%	8	1%	0	0%	101	8%	5	0%	794	61%	175	14%	166	13%	0	0%	1	0%	1,293	100%
2	0	0%	0	0%	0	0%	0	0%	0	0%	0	0%	0	0%	0	0%	0	0%	0	0%	0	0%
3	0	0%	0	0%	0	0%	0	0%	0	0%	0	0%	0	0%	0	0%	0	0%	0	0%	0	0%
4	0	0%	8	0%	1	0%	103	5%	23	1%	1,290	66%	391	20%	129	7%	0	0%	0	0%	1,945	100%
5	0	0%	0	0%	0	0%	0	0%	0	0%	0	0%	0	0%	0	0%	0	0%	0	0%	0	0%
6	0	0%	0	0%	0	0%	0	0%	0	0%	0	0%	0	0%	0	0%	0	0%	0	0%	0	0%
7	0	0%	0	0%	0	0%	0	0%	0	0%	0	0%	0	0%	0	0%	0	0%	0	0%	0	0%
8	0	0%	0	0%	0	0%	24	4%	2	0%	554	85%	61	9%	9	1%	0	0%	2	0%	652	100%
9	0	0%	0	0%	0	0%	0	0%	0	0%	0	0%	0	0%	0	0%	0	0%	0	0%	0	0%
10	0	0%	2	1%	0	0%	101	26%	3	1%	163	43%	76	20%	38	10%	0	0%	0	0%	383	100%
11	0	0%	0	0%	0	0%	8	7%	0	0%	112	93%	0	0%	1	1%	0	0%	0	0%	121	100%
12	0	0%	0	0%	0	0%	0	0%	0	0%	0	0%	0	0%	0	0%	0	0%	0	0%	0	0%
13	0	0%	0	0%	0	0%	0	0%	0	0%	0	0%	0	0%	0	0%	0	0%	0	0%	0	0%
14	0	0%	0	0%	0	0%	0	0%	0	0%	0	0%	0	0%	0	0%	0	0%	0	0%	0	0%
15	0	0%	0	0%	0	0%	0	0%	0	0%	0	0%	0	0%	0	0%	0	0%	0	0%	0	0%
16	0	0%	0	0%	0	0%	0	0%	0	0%	0	0%	0	0%	0	0%	0	0%	0	0%	0	0%
17	9	1%	1	0%	2	0%	69	11%	28	4%	445	70%	13	2%	72	11%	0	0%	0	0%	639	100%
18	5	0%	1	0%	0	0%	78	4%	62	3%	1,358	72%	123	6%	269	14%	0	0%	0	0%	1,896	100%
19	0	0%	2	0%	0	0%	48	9%	8	1%	380	68%	83	15%	37	7%	0	0%	0	0%	558	100%
20	9	1%	0	0%	1	0%	72	8%	11	1%	661	72%	148	16%	17	2%	2	0%	0	0%	921	100%
21	0	0%	0	0%	0	0%	0	0%	0	0%	0	0%	0	0%	0	0%	0	0%	0	0%	0	0%
22	0	0%	0	0%	0	0%	0	0%	0	0%	0	0%	0	0%	0	0%	0	0%	0	0%	0	0%
STATE	66	1%	22	0%	4	0%	604	7%	142	2%	5,757	68%	1,070	13%	738	9%	2	0%	3	0%	8,408	100%

¹ **Colorado Private Probation:** In FY 2018 the private probation section of the annual report was adjusted to combine non-DUI/DWAI private probation numbers with DUI/DWAI private probation numbers. Previous annual reports displayed these numbers separately.

² **Risk Levels:** Private Probation does not supervise sex offenders.

Note: Percentages may not total 100 percent because of rounding.

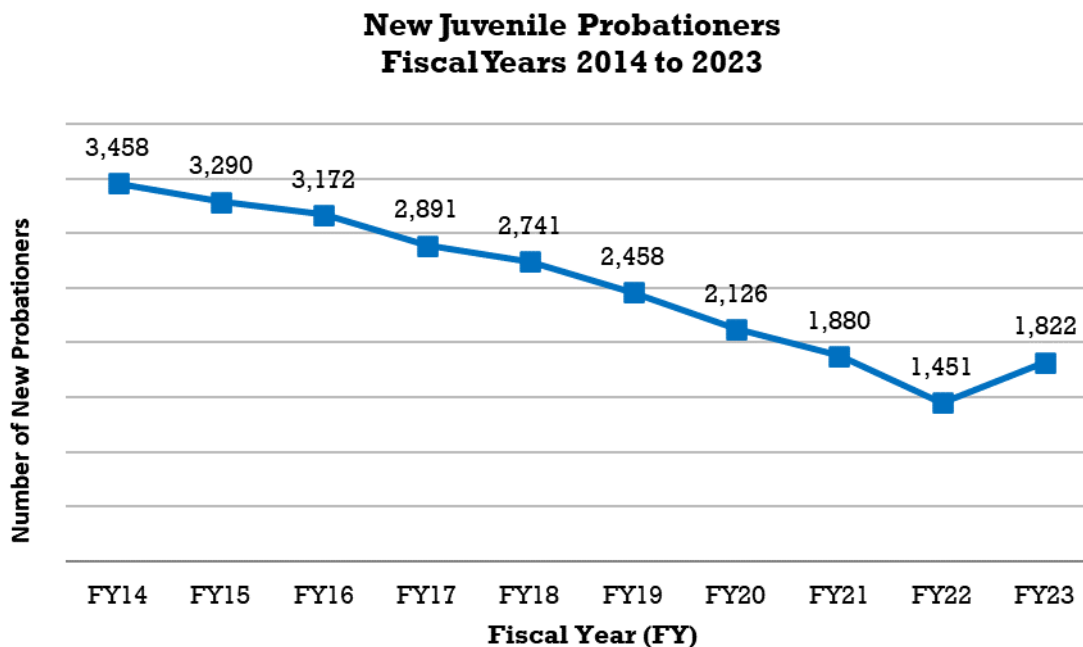
A vibrant rainbow arches across a cloudy sky, with green trees in the foreground. The rainbow is the central focus, with its colors clearly visible. The sky is filled with soft, grey clouds, and the trees are lush and green, with some yellow flowers visible on the right side.

Juvenile Regular Probation

Juvenile Regular Probation

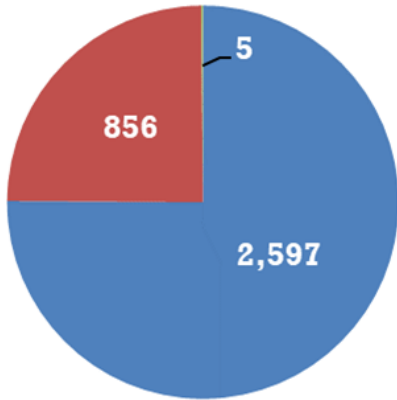
The Colorado Judicial Department administers juvenile probation in 22 judicial districts. The Division of Probation Services publishes standards for probation supervision. Within the limits of statute and these state standards, each district is free to develop and structure programs that address the needs of the local court and the community. In all districts, juveniles are assessed for risk and need factors. Based on these assessments, juveniles are supervised accordingly and referred for treatment and other relevant services.

In Fiscal Year 2023, 1,822 juveniles were sentenced to probation and on June 30, 2023, there were 2,193 juveniles on supervision. In FY 2023, 77% of juveniles completed regular probation successfully. An additional 52 juveniles were sentenced to Juvenile Intensive Supervision Probation (JISP) in FY 2023.

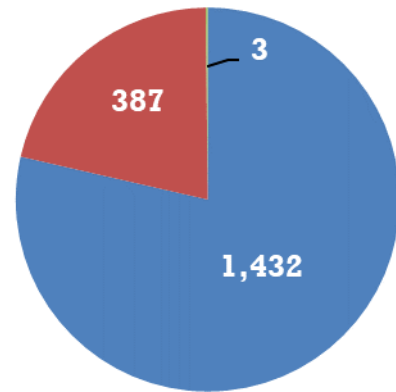


**Chart 11: New Juvenile Probationers by Gender
Ten Year Comparison**

FISCAL YEAR 2014 NEW



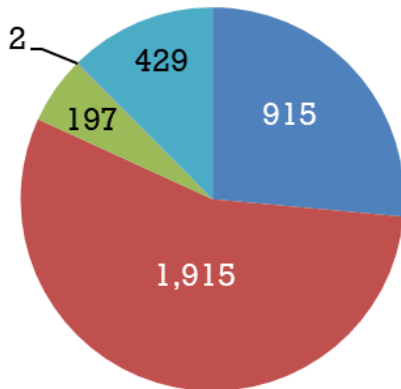
FISCAL YEAR 2023 NEW



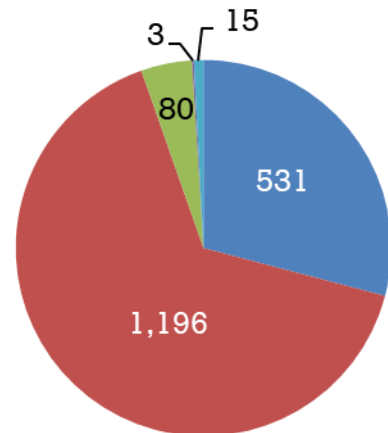
■ Male ■ Female ■ Unknown

**Chart 12: New Juvenile Probationers by Offense Type
Ten Year Comparison**

FISCAL YEAR 2014 NEW



FISCAL YEAR 2023 NEW

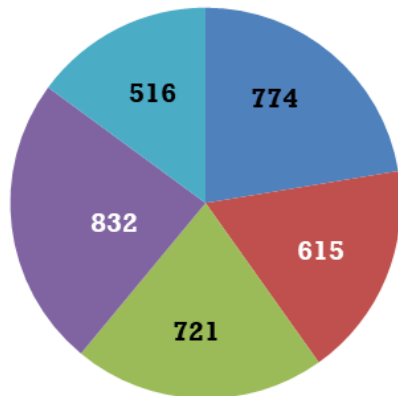


■ Felony ■ Misdemeanor ■ Petty Offense ■ Traffic ■ Other

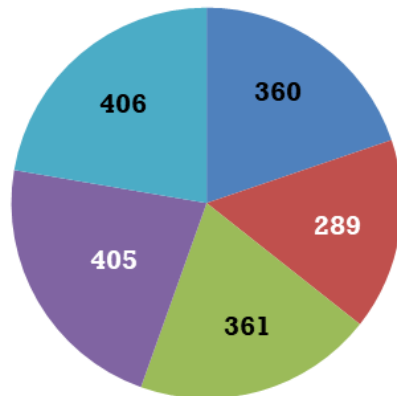
Other: Offenses coded without a law class. Programming enhancements completed in FY2016 have increased the ability to capture offense class types which significantly reduced the number of cases in the "other" category.

**Chart 13: New Juvenile Probationers by Age
Ten Year Comparison**

FISCAL YEAR 2014 NEW



FISCAL YEAR 2023 NEW

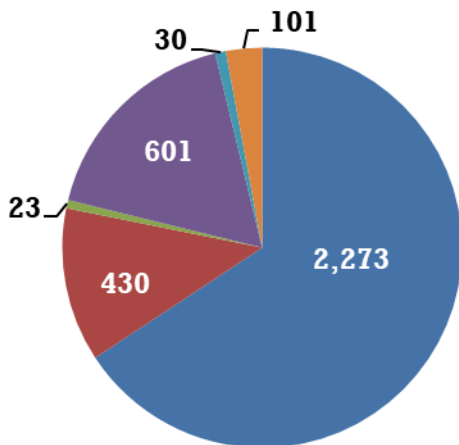


■ 10-14 years ■ 15 years ■ 16 years
■ 17 years ■ 18+ years

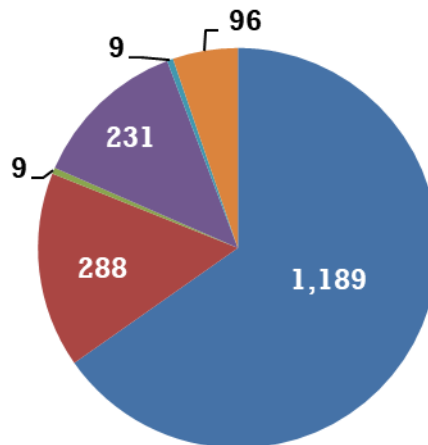
18+ years: Youth in this category committed their crime while still under the age of 18 but were new to probation after they turned 18.

**Chart 14: New Juvenile Probationers by Race/Ethnicity
Ten Year Comparison**

FISCAL YEAR 2014 NEW



FISCAL YEAR 2023 NEW



■ Caucasian ■ African American
■ Asian ■ Hispanic
■ Native American ■ Other

Race/Ethnicity: Demographic information is received through electronic transfer or paper filings from Law Enforcement and/or the District Attorney. Judicial's case management system currently blends race and ethnicity fields.

**Table 68:
Colorado State Juvenile Regular Probation
Investigations
Fiscal Year 2023**

TYPE:	Sex Offender Investigations		Pre- Sentence Investigations		Updated Pre-Sentence Investigations		Intake Evaluations		Interstate Investigations to Colorado		Expungement Reports		Administrative Investigations (additional cases)		Juvenile Assessment Summary Report		TOTAL INVESTIGATIONS	
	Number	%	Number	%	Number	%	Number	%	Number	%	Number	%	Number	%	Number	%	Number	%
DISTRICT																		
1	4	3%	17	14%	0	0%	0	0%	3	2%	7	6%	8	7%	84	68%	123	100%
2J ¹	12	5%	105	48%	0	0%	0	0%	5	2%	0 ¹	0%	33	15%	65	30%	220	100%
3	0	0%	5	71%	0	0%	0	0%	0	0%	0	0%	2	29%	0	0%	7	100%
4	35	11%	36	11%	0	0%	0	0%	0	0%	198	60%	45	14%	15	5%	329	100%
5	3	10%	2	7%	0	0%	0	0%	0	0%	8	27%	7	23%	10	33%	30	100%
6	1	5%	16	84%	1	5%	0	0%	0	0%	1	5%	0	0%	0	0%	19	100%
7	3	6%	9	18%	0	0%	0	0%	0	0%	17	33%	13	25%	9	18%	51	100%
8	12	6%	15	7%	0	0%	0	0%	0	0%	44	22%	48	24%	82	41%	201	100%
9	0	0%	1	8%	0	0%	0	0%	0	0%	0	0%	1	8%	10	83%	12	100%
10	4	17%	2	9%	0	0%	0	0%	0	0%	13	57%	1	4%	3	13%	23	100%
11	3	14%	1	5%	0	0%	0	0%	1	5%	5	24%	3	14%	8	38%	21	100%
12	3	25%	6	50%	0	0%	3	25%	0	0%	0	0%	0	0%	0	0%	12	100%
13	7	20%	4	11%	0	0%	0	0%	1	3%	0	0%	11	31%	12	34%	35	100%
14	3	43%	2	29%	1	14%	0	0%	0	0%	0	0%	1	14%	0	0%	7	100%
15	0	0%	2	7%	0	0%	0	0%	0	0%	8	30%	2	7%	15	56%	27	100%
16	0	0%	6	75%	0	0%	1	13%	1	13%	0	0%	0	0%	0	0%	8	100%
17	16	19%	18	21%	0	0%	0	0%	2	2%	14	16%	14	16%	21	25%	85	100%
18	24	14%	13	7%	0	0%	0	0%	0	0%	0	0%	21	12%	118	67%	176	100%
19	16	5%	19	6%	0	0%	0	0%	7	2%	71	21%	43	13%	178	53%	334	100%
20	0	0%	0	0%	0	0%	0	0%	0	0%	21	23%	18	20%	53	58%	92	100%
21	3	1%	6	2%	0	0%	0	0%	2	1%	28	11%	112	43%	111	42%	262	100%
22	0	0%	0	0%	0	0%	0	0%	0	0%	30	61%	6	12%	13	27%	49	100%
STATE	149	7%	285	13%	2	0%	4	0%	22	1%	465	22%	389	18%	807	38%	2,123	100%

Note: Percentages may not total 100 percent because of rounding.

¹2J: Denver Juvenile Probation expungement reports are included in termination documents and are not captured in this table.

Table 69:
Colorado State Juvenile Regular Probation
New Clients by Offense Type
Fiscal Year 2023

TYPE: DISTRICT	Felony		Misdemeanor		Petty Offense		Traffic		Other (offense coded without a law class)		TOTAL NEW CLIENTS	
	Number	%	Number	%	Number	%	Number	%	Number	%	Number	%
1	51	37%	83	61%	2	1%	0	0%	1	1%	137	100%
2J	61	32%	127	66%	2	1%	0	0%	1	1%	191	100%
3	3	25%	9	75%	0	0%	0	0%	0	0%	12	100%
4	78	33%	156	66%	1	0%	0	0%	1	0%	236	100%
5	6	27%	15	68%	1	5%	0	0%	0	0%	22	100%
6	3	18%	13	76%	1	6%	0	0%	0	0%	17	100%
7	12	39%	18	58%	1	3%	0	0%	0	0%	31	100%
8	28	21%	97	73%	8	6%	0	0%	0	0%	133	100%
9	2	25%	6	75%	0	0%	0	0%	0	0%	8	100%
10	18	27%	46	69%	3	4%	0	0%	0	0%	67	100%
11	0	0%	16	89%	1	6%	1	6%	0	0%	18	100%
12	3	18%	14	82%	0	0%	0	0%	0	0%	17	100%
13	8	40%	10	50%	2	5%	0	0%	0	0%	20	95%
14	1	9%	9	82%	1	9%	0	0%	0	0%	11	100%
15	2	15%	10	77%	1	8%	0	0%	0	0%	13	100%
16	1	17%	5	83%	0	0%	0	0%	0	0%	6	100%
17	62	36%	106	62%	1	1%	0	0%	3	2%	172	100%
18	106	33%	205	64%	7	2%	0	0%	4	1%	322	100%
19	45	22%	129	64%	26	13%	0	0%	2	1%	202	100%
20	24	32%	46	61%	4	5%	0	0%	1	1%	75	100%
21	16	16%	68	68%	13	13%	2	2%	1	1%	100	100%
22	1	8%	8	67%	2	17%	0	0%	1	8%	12	100%
STATE	531	29%	1,196	66%	80	4%	3	0%	15	1%	1,822	100%

Note: Percentages may not total 100 percent because of rounding.

**Table 70:
Colorado State Juvenile Regular Probation
New Clients by Supervision Type
Fiscal Year 2023**

TYPE: DISTRICT	Probation		Probation Revoked and Resentenced ²		Deferred Adjudication		Diversion to be Supervised by Probation ¹		Interstate Transfers to Colorado		Change of Venue		TOTAL NEW CLIENTS	
	Number	%	Number	%	Number	%	Number	%	Number	%	Number	%	Number	%
1	76	55%	2	1%	36	26%	0	0%	3	2%	20	15%	137	100%
2J	79	41%	1	1%	60	31%	0	0%	0	0%	51	27%	191	100%
3	10	83%	0	0%	1	8%	0	0%	0	0%	1	8%	12	100%
4	94	40%	1	0%	126	53%	0	0%	3	1%	12	5%	236	100%
5	13	59%	0	0%	9	41%	0	0%	0	0%	0	0%	22	100%
6	6	35%	0	0%	9	53%	0	0%	2	12%	0	0%	17	100%
7	14	45%	0	0%	14	45%	0	0%	0	0%	3	10%	31	100%
8	42	32%	0	0%	81	61%	0	0%	1	1%	9	7%	133	100%
9	1	13%	0	0%	5	63%	0	0%	0	0%	2	25%	8	100%
10	35	52%	2	3%	21	31%	0	0%	0	0%	9	13%	67	100%
11	6	33%	0	0%	6	33%	0	0%	1	6%	5	28%	18	100%
12	8	47%	0	0%	9	53%	0	0%	0	0%	0	0%	17	100%
13	6	30%	0	0%	9	45%	0	0%	0	0%	5	25%	20	100%
14	4	36%	0	0%	6	55%	0	0%	0	0%	1	9%	11	100%
15	3	23%	0	0%	5	38%	4	31%	0	0%	1	8%	13	100%
16	1	17%	0	0%	4	67%	0	0%	0	0%	1	17%	6	100%
17	89	52%	1	1%	53	31%	0	0%	1	1%	28	16%	172	100%
18	173	54%	5	2%	102	32%	0	0%	2	1%	40	12%	322	100%
19	98	49%	0	0%	79	39%	0	0%	4	2%	21	10%	202	100%
20	61	81%	0	0%	2	3%	0	0%	1	1%	11	15%	75	100%
21	86	86%	1	1%	11	11%	0	0%	1	1%	1	1%	100	100%
22	8	67%	0	0%	2	17%	0	0%	0	0%	2	17%	12	100%
STATE	913	50%	13	1%	650	36%	4	0%	19	1%	223	12%	1,822	100%

¹**Diversion to be Supervised by Probation:** cases sentenced to probation that are supervised as part of a deferred prosecution agreement.

²**Probation Revoked and Re-sentenced:** This data represents those probationers who were administratively terminated previously (i.e. absconded) and now have been revoked and re-sentenced to probation.

Note: Percentages may not total 100 percent because of rounding.

**Table 71:
Colorado State Juvenile Regular Probation
New Clients by Gender
Fiscal Year 2023**

TYPE: DISTRICT	Female		Male		Unknown		TOTAL NEW CLIENTS	
	Number	%	Number	%	Number	%	Number	%
1	23	17%	114	83%	0	0%	137	100%
2J	42	22%	149	78%	0	0%	191	100%
3	1	8%	10	83%	1	8%	12	100%
4	58	25%	177	75%	1	0%	236	100%
5	3	14%	19	86%	0	0%	22	100%
6	5	29%	12	71%	0	0%	17	100%
7	6	19%	25	81%	0	0%	31	100%
8	31	23%	102	77%	0	0%	133	100%
9	1	13%	7	88%	0	0%	8	100%
10	12	18%	55	82%	0	0%	67	100%
11	3	17%	15	83%	0	0%	18	100%
12	2	12%	15	88%	0	0%	17	100%
13	4	20%	16	80%	0	0%	20	100%
14	3	27%	8	73%	0	0%	11	100%
15	2	15%	11	85%	0	0%	13	100%
16	0	0%	6	100%	0	0%	6	100%
17	30	17%	141	82%	1	1%	172	100%
18	62	19%	260	81%	0	0%	322	100%
19	51	25%	151	75%	0	0%	202	100%
20	12	16%	63	84%	0	0%	75	100%
21	32	32%	68	68%	0	0%	100	100%
22	4	33%	8	67%	0	0%	12	100%
STATE	387	21%	1,432	79%	3	0%	1,822	100%

Note: Percentages may not total 100 percent because of rounding.

**Table 72:
Colorado State Juvenile Regular Probation
New Clients by Age
Fiscal Year 2023**

TYPE:	10-14 Years		15 Years		16 Years		17 Years		¹ 18+ Years		Unknown		TOTAL NEW CLIENTS	
DISTRICT	Number	%	Number	%	Number	%	Number	%	Number	%	Number	%	Number	%
1	23	17%	22	16%	26	19%	34	25%	32	23%	0	0%	137	100%
2J	30	16%	18	9%	43	23%	55	29%	45	24%	0	0%	191	100%
3	2	17%	1	8%	3	25%	3	25%	2	17%	1	8%	12	100%
4	67	28%	30	13%	50	21%	35	15%	54	23%	0	0%	236	100%
5	4	18%	4	18%	6	27%	5	23%	3	14%	0	0%	22	100%
6	8	47%	4	24%	3	18%	2	12%	0	0%	0	0%	17	100%
7	11	35%	1	3%	6	19%	7	23%	6	19%	0	0%	31	100%
8	26	20%	29	22%	29	22%	28	21%	21	16%	0	0%	133	100%
9	1	13%	1	13%	2	25%	1	13%	3	38%	0	0%	8	100%
10	14	21%	12	18%	9	13%	11	16%	21	31%	0	0%	67	100%
11	5	28%	6	33%	1	6%	2	11%	4	22%	0	0%	18	100%
12	1	6%	4	24%	6	35%	5	29%	1	6%	0	0%	17	100%
13	6	30%	5	25%	4	20%	2	10%	3	15%	0	0%	20	100%
14	1	9%	4	36%	0	0%	5	45%	1	9%	0	0%	11	100%
15	2	15%	2	15%	1	8%	4	31%	4	31%	0	0%	13	100%
16	1	17%	1	17%	2	33%	0	0%	2	33%	0	0%	6	100%
17	23	13%	23	13%	38	22%	35	20%	53	31%	0	0%	172	100%
18	52	16%	41	13%	65	20%	79	25%	85	26%	0	0%	322	100%
19	47	23%	38	19%	36	18%	45	22%	36	18%	0	0%	202	100%
20	8	11%	15	20%	8	11%	20	27%	24	32%	0	0%	75	100%
21	24	24%	25	25%	20	20%	25	25%	6	6%	0	0%	100	100%
22	4	33%	3	25%	3	25%	2	17%	0	0%	0	0%	12	100%
STATE	360	20%	289	16%	361	20%	405	22%	406	22%	1	0%	1,822	100%

¹18+ Years: Youth in this category committed their crime while still under the age of 18 but were new to probation after they turned 18.

Note: Percentages may not total 100 percent because of rounding.

**Table 73:
Colorado State Juvenile Regular Probation
New Clients by Race/Ethnicity Group¹
Fiscal Year 2023**

TYPE: DISTRICT	Caucasian		African American		Asian		Hispanic		Native American		Other		TOTAL NEW CLIENTS	
	Number	%	Number	%	Asian	%	Number	%	Number	%	Number	%	Number	%
1	98	72%	18	13%	1	1%	14	10%	0	0%	6	4%	137	100%
2J	66	35%	77	40%	0	0%	43	23%	0	0%	5	3%	191	100%
3	10	83%	1	8%	0	0%	0	0%	0	0%	1	8%	12	100%
4	140	59%	59	25%	0	0%	24	10%	0	0%	13	6%	236	100%
5	19	86%	0	0%	0	0%	1	5%	1	5%	1	5%	22	100%
6	11	65%	0	0%	0	0%	2	12%	2	12%	2	12%	17	100%
7	23	74%	3	10%	0	0%	2	6%	0	0%	3	10%	31	100%
8	90	68%	16	12%	0	0%	19	14%	0	0%	8	6%	133	100%
9	6	75%	0	0%	0	0%	2	25%	0	0%	0	0%	8	100%
10	43	64%	3	4%	0	0%	11	16%	0	0%	10	15%	67	100%
11	13	72%	0	0%	0	0%	0	0%	0	0%	5	28%	18	100%
12	13	76%	0	0%	0	0%	1	6%	0	0%	3	18%	17	100%
13	17	85%	1	5%	0	0%	1	5%	0	0%	1	5%	20	100%
14	8	73%	0	0%	0	0%	2	18%	0	0%	1	9%	11	100%
15	11	85%	1	8%	0	0%	1	8%	0	0%	0	0%	13	100%
16	3	50%	0	0%	0	0%	1	17%	0	0%	2	33%	6	100%
17	124	72%	21	12%	1	1%	18	10%	0	0%	8	5%	172	100%
18	173	54%	76	24%	6	2%	49	15%	0	0%	18	6%	322	100%
19	156	77%	7	3%	0	0%	34	17%	0	0%	5	2%	202	100%
20	66	88%	2	3%	1	1%	4	5%	2	3%	0	0%	75	100%
21	93	93%	3	3%	0	0%	2	2%	0	0%	2	2%	100	100%
22	6	50%	0	0%	0	0%	0	0%	4	33%	2	17%	12	100%
STATE	1,189	65%	288	16%	9	0%	231	13%	9	0%	96	5%	1,822	100%

¹ **Race/Ethnicity Group:** Demographic information is received through electronic transfer or paper filings from Law Enforcement and/or the District Attorney. Judicial's case management system currently blends race and ethnicity fields.

Note: Percentages may not total 100 percent because of rounding.

**Table 74:
Colorado State Juvenile Regular Probation
Successful/Unsuccessful Terminations
Fiscal Year 2023**

TYPE:	SUCCESSFUL TERMINATIONS ¹		UNSUCCESSFUL TERMINATIONS ²				TOTAL TERMINATIONS ³	
	Successful		Revoked		Absconded			
DISTRICT	Number	%	Number	%	Number	%	Number	%
1	69	77%	16	18%	5	6%	90	100%
2J	113	85%	15	11%	5	4%	133	100%
3	9	75%	3	25%	0	0%	12	100%
4	193	76%	46	18%	15	6%	254	100%
5	15	83%	2	11%	1	6%	18	100%
6	9	75%	2	17%	1	8%	12	100%
7	7	88%	1	13%	0	0%	8	100%
8	55	63%	27	31%	6	7%	88	100%
9	20	83%	3	13%	1	4%	24	100%
10	35	63%	19	34%	2	4%	56	100%
11	16	94%	1	6%	0	0%	17	100%
12	6	75%	2	25%	0	0%	8	100%
13	11	85%	2	15%	0	0%	13	100%
14	6	100%	0	0%	0	0%	6	100%
15	9	100%	0	0%	0	0%	9	100%
16	4	67%	2	33%	0	0%	6	100%
17	90	76%	21	18%	8	7%	119	100%
18	121	80%	25	17%	5	3%	151	100%
19	107	80%	18	14%	8	6%	133	100%
20	37	82%	7	16%	1	2%	45	100%
21	66	80%	15	18%	1	1%	82	100%
22	4	44%	5	56%	0	0%	9	100%
STATE	1,002	77%	232	18%	59	5%	1,293	100%

¹**Successful Terminations:** This column includes those probationers supervised by the state who terminated successfully.

²**Unsuccessful Terminations:** This column includes those probationers who were revoked or absconded. A revocation is defined as a termination from probation supervision for a technical violation, new misdemeanor, or new felony. Absconded refers to probationers who become fugitives and are no longer compliant with probation supervision.

³**Total Terminations:** This table includes: successful, revocations and absconders from probation supervision. Additional types of juvenile probation closures are included in Table 75.

Note: Percentages may not total 100 percent because of rounding.

**Table 75:
Colorado State Juvenile Regular Probation
All Probation Supervision Closure Types
Fiscal Year 2023**

TYPE: DISTRICT	Successful		Revoked		Absconded		Community Corrections Discharge		Deported		Death		Administrative Closure		TOTAL CLOSURES		Change of Venue ¹	
	Number	%	Number	%	Number	%	Number	%	Number	%	Number	%	Number	%	Number	%	Number	%
1	69	75%	16	17%	5	5%	0	0%	0	0%	1	1%	1	1%	92	100%	21	1
2J	113	81%	15	11%	5	4%	0	0%	0	0%	5	4%	1	1%	139	100%	14	2J
3	9	69%	3	23%	0	0%	0	0%	0	0%	1	8%	0	0%	13	100%	4	3
4	193	76%	46	18%	15	6%	0	0%	0	0%	0	0%	1	0%	255	100%	26	4
5	15	83%	2	11%	1	6%	0	0%	0	0%	0	0%	0	0%	18	100%	6	5
6	9	75%	2	17%	1	8%	0	0%	0	0%	0	0%	0	0%	12	100%	0	6
7	7	78%	1	11%	0	0%	0	0%	0	0%	0	0%	1	11%	9	100%	2	7
8	55	62%	27	30%	6	7%	0	0%	0	0%	0	0%	1	1%	89	100%	14	8
9	20	83%	3	13%	1	4%	0	0%	0	0%	0	0%	0	0%	24	100%	0	9
10	35	63%	19	34%	2	4%	0	0%	0	0%	0	0%	0	0%	56	100%	3	10
11	16	89%	1	6%	0	0%	0	0%	0	0%	1	6%	0	0%	18	100%	1	11
12	6	75%	2	25%	0	0%	0	0%	0	0%	0	0%	0	0%	8	100%	1	12
13	11	85%	2	15%	0	0%	0	0%	0	0%	0	0%	0	0%	13	100%	8	13
14	6	100%	0	0%	0	0%	0	0%	0	0%	0	0%	0	0%	6	100%	0	14
15	9	100%	0	0%	0	0%	0	0%	0	0%	0	0%	0	0%	9	100%	1	15
16	4	67%	2	33%	0	0%	0	0%	0	0%	0	0%	0	0%	6	100%	4	16
17	90	75%	21	18%	8	7%	0	0%	0	0%	1	1%	0	0%	120	100%	32	17
18	121	79%	25	16%	5	3%	0	0%	0	0%	3	2%	0	0%	154	100%	51	18
19	107	79%	18	13%	8	6%	0	0%	0	0%	2	1%	0	0%	135	100%	22	19
20	37	80%	7	15%	1	2%	0	0%	0	0%	1	2%	0	0%	46	100%	3	20
21	66	80%	15	18%	1	1%	0	0%	0	0%	0	0%	1	1%	83	100%	6	21
22	4	44%	5	56%	0	0%	0	0%	0	0%	0	0%	0	0%	9	100%	2	22
STATE	1,002	76%	232	18%	59	4%	0	0%	0	0%	15	1%	6	0%	1,314	100%	221	STATE

¹**Change of Venue:** Beginning in FY 2008 change of venue cases were removed from "Total Closures" because they are accounted for within the existing closure categories. They are reported separately to track change of venue cases transferred between courts.

Note: Percentages may not total 100 percent because of rounding.

**Table 76:
Colorado State Juvenile Regular Probation
Type of Revocation
Fiscal Year 2023**

TYPE: DISTRICT	New Felony ¹		New Misdemeanor ²		Technical ³		TOTAL REVOCATIONS ⁴	
	Number	%	Number	%	Number	%	Number	%
1	0	0%	3	19%	13	81%	16	100%
2J	3	20%	1	7%	11	73%	15	100%
3	0	0%	0	0%	3	100%	3	100%
4	9	20%	4	9%	33	72%	46	100%
5	1	50%	0	0%	1	50%	2	100%
6	0	0%	1	50%	1	50%	2	100%
7	0	0%	1	100%	0	0%	1	100%
8	4	15%	3	11%	20	74%	27	100%
9	0	0%	0	0%	3	100%	3	100%
10	5	26%	7	37%	7	37%	19	100%
11	0	0%	0	0%	1	100%	1	100%
12	0	0%	0	0%	2	100%	2	100%
13	0	0%	0	0%	2	100%	2	100%
14	0	0%	0	0%	0	0%	0	0%
15	0	0%	0	0%	0	0%	0	0%
16	1	50%	0	0%	1	50%	2	100%
17	5	24%	2	10%	14	67%	21	100%
18	9	36%	1	4%	15	60%	25	100%
19	3	17%	5	28%	10	56%	18	100%
20	1	14%	1	14%	5	71%	7	100%
21	0	0%	5	33%	10	67%	15	100%
22	0	0%	0	0%	5	100%	5	100%
STATE	41	18%	34	15%	157	68%	232	100%

¹**New Felony:** Includes revocations for a new felony offense committed while on probation supervision.

²**New Misdemeanor:** Includes revocations for a new misdemeanor offense committed while on probation supervision.

³**Technical:** Includes revocations for technical probation supervision violations (e.g. drug use, non-compliance).

⁴**Total Revocations:** Total includes all felony, misdemeanor, and technical violations resulting in a revocation from probation.

Note: Percentages may not total 100 percent because of rounding.

**Table 77:
Colorado State Juvenile Regular Probation
Length of Stay
Fiscal Year 2023**

TYPE:	0-3 months		4-6 months		7-12 months		13-18 months		19-24 months		25 + months		TOTAL CLOSURES	
DISTRICT	Number	%	Number	%	Number	%	Number	%	Number	%	Number	%	Number	%
1	16	18%	5	5%	29	32%	17	19%	14	15%	11	12%	92	100%
2J	9	6%	30	21%	48	35%	19	14%	13	9%	21	15%	139	100%
3	2	18%	3	24%	5	35%	1	6%	1	6%	2	12%	13	100%
4	15	6%	22	9%	81	32%	54	21%	48	19%	35	14%	255	100%
5	3	17%	2	8%	7	38%	2	13%	3	17%	2	8%	18	100%
6	0	0%	2	17%	4	33%	2	17%	0	0%	4	33%	12	100%
7	1	9%	0	0%	5	55%	2	18%	1	9%	1	9%	9	100%
8	10	11%	16	17%	34	38%	11	13%	7	8%	12	14%	89	100%
9	0	0%	1	4%	6	25%	5	21%	2	8%	10	42%	24	100%
10	2	3%	14	25%	23	40%	7	12%	6	10%	5	8%	56	100%
11	3	16%	1	5%	6	32%	7	37%	1	5%	1	5%	18	100%
12	0	0%	1	11%	3	33%	2	22%	2	22%	1	11%	8	100%
13	4	33%	1	10%	2	14%	2	14%	1	10%	2	19%	13	100%
14	0	0%	0	0%	1	17%	3	50%	0	0%	2	33%	6	100%
15	1	10%	1	10%	5	50%	2	20%	0	0%	1	10%	9	100%
16	1	10%	1	20%	3	50%	0	0%	1	10%	1	10%	6	100%
17	12	10%	13	11%	38	32%	21	17%	17	14%	19	16%	120	100%
18	30	19%	18	12%	42	27%	23	15%	21	14%	20	13%	154	100%
19	16	12%	23	17%	41	30%	21	16%	17	13%	18	13%	135	100%
20	4	8%	17	37%	13	29%	5	10%	4	8%	4	8%	46	100%
21	7	9%	25	30%	23	28%	10	12%	10	12%	7	9%	83	100%
22	5	50%	3	33%	0	0%	0	0%	2	17%	0	0%	9	100%
STATE	140	11%	198	15%	417	32%	214	16%	169	13%	178	14%	1,314	100%

Note: Percentages may not total 100 percent because of rounding.

**Table 78:
Colorado State Juvenile Regular Probation
Active Client Risk¹ Levels on June 30, 2023
Fiscal Year 2023**

Risk Levels:	New: w/in the first 30 days of supervision start date		Maximum		Medium		Minimum		Administrative		Automated Reporting Program (ARP)		Community Corrections		Interstate Transfer to Another State		TOTAL STATE JUVENILE CLIENTS	
	Number	%	Number	%	Number	%	Number	%	Number	%	Number	%	Number	%	Number	%	Number	%
1	3	2%	37	26%	63	44%	26	18%	12	8%	0	0%	1	1%	2	1%	144	100%
2J	2	1%	79	40%	55	28%	28	14%	32	16%	0	0%	0	0%	4	2%	200	100%
3	1	8%	5	42%	2	17%	4	33%	0	0%	0	0%	0	0%	0	0%	12	100%
4	2	1%	34	9%	153	40%	125	33%	47	12%	0	0%	2	1%	15	4%	378	100%
5	1	3%	13	41%	11	34%	4	13%	1	3%	0	0%	0	0%	2	6%	32	100%
6	0	0%	5	19%	13	50%	7	27%	0	0%	0	0%	1	4%	0	0%	26	100%
7	0	0%	8	18%	15	33%	20	44%	2	4%	0	0%	0	0%	0	0%	45	100%
8	1	1%	65	45%	49	34%	17	12%	8	6%	0	0%	0	0%	4	3%	144	100%
9	1	5%	5	23%	2	9%	7	32%	6	27%	0	0%	1	5%	0	0%	22	100%
10	6	9%	20	31%	25	38%	6	9%	7	11%	0	0%	0	0%	1	2%	65	100%
11	0	0%	7	30%	1	4%	6	26%	7	30%	0	0%	0	0%	2	9%	23	100%
12	0	0%	2	8%	5	21%	12	50%	5	21%	0	0%	0	0%	0	0%	24	100%
13	1	4%	5	19%	10	38%	7	27%	2	8%	0	0%	1	4%	0	0%	26	100%
14	1	6%	3	17%	4	22%	10	56%	0	0%	0	0%	0	0%	0	0%	18	100%
15	0	0%	2	15%	7	54%	4	31%	0	0%	0	0%	0	0%	0	0%	13	100%
16	1	5%	2	11%	3	16%	11	58%	2	11%	0	0%	0	0%	0	0%	19	100%
17	11	5%	39	18%	53	24%	72	33%	39	18%	0	0%	1	0%	4	2%	219	100%
18	14	4%	35	10%	157	46%	89	26%	42	12%	0	0%	1	0%	6	2%	344	100%
19	1	0%	32	13%	115	48%	64	27%	18	8%	0	0%	2	1%	7	3%	239	100%
20	1	1%	12	15%	24	30%	33	41%	6	8%	0	0%	3	4%	1	1%	80	100%
21	0	0%	20	19%	42	40%	26	25%	15	14%	0	0%	1	1%	2	2%	106	100%
22	0	0%	4	29%	7	50%	3	21%	0	0%	0	0%	0	0%	0	0%	14	100%
STATE	47	2%	434	20%	816	37%	581	26%	251	11%	0	0%	14	1%	50	2%	2,193	100%

¹**Active Client Risk Levels:** This data includes regular juvenile supervision, juvenile sex offender, problem solving court and mental disorder clients. Detailed supervision levels for each regular juvenile supervision, juveniles who have committed sexual offenses, problem solving court and mental disorder clients can be found on Tables 79 and 80.

Note: Percentages may not total 100 percents because of rounding.

**Table 79:
Colorado State Juvenile Regular Probation
Active Regular Juvenile and Juveniles Who Have Committed Sexual Offenses
Client Risk Levels on June 30, 2023
Fiscal Year 2023**

Risk Level:	Regular Juvenile Supervision									
	Regular Maximum		Regular Medium		Regular Minimum		Regular Administrative and ARP		Regular Total	
	Number	%	Number	%	Number	%	Number	%	Number	%
DISTRICT										
1	32	28%	52	46%	18	16%	12	11%	114	100%
2J	59	39%	49	32%	13	8%	32	21%	153	100%
3	5	63%	1	13%	2	25%	0	0%	8	100%
4	26	9%	123	42%	94	32%	47	16%	290	100%
5	8	38%	8	38%	4	19%	1	5%	21	100%
6	4	17%	13	54%	7	29%	0	0%	24	100%
7	8	20%	12	30%	18	45%	2	5%	40	100%
8	46	40%	46	40%	15	13%	8	7%	115	100%
9	5	26%	2	11%	6	32%	6	32%	19	100%
10	16	32%	21	42%	6	12%	7	14%	50	100%
11	5	28%	1	6%	5	28%	7	39%	18	100%
12	2	8%	5	21%	12	50%	5	21%	24	100%
13	4	21%	8	42%	6	32%	1	5%	19	100%
14	3	25%	4	33%	5	42%	0	0%	12	100%
15	2	15%	7	54%	4	31%	0	0%	13	100%
16	1	8%	3	25%	6	50%	2	17%	12	100%
17	36	20%	43	24%	61	34%	39	22%	179	100%
18	24	9%	142	51%	70	25%	42	15%	278	100%
19	19	10%	86	46%	62	34%	18	10%	185	100%
20	12	19%	22	35%	22	35%	6	10%	62	100%
21	19	20%	41	43%	21	22%	15	16%	96	100%
22	4	29%	7	50%	3	21%	0	0%	14	100%
STATE	340	19%	696	40%	460	26%	250	14%	1,746	100%

Risk Level:	Juveniles Who Have Committed Sexual Offenses (JSO) ¹									
	JSO Maximum		JSO Medium		JSO Minimum		JSO Administrative		JSO Total	
	Number	%	Number	%	Number	%	Number	%	Number	%
DISTRICT										
1	5	21%	11	46%	8	33%	0	0%	24	100%
2J	7	26%	5	19%	15	56%	0	0%	27	100%
3	0	0%	1	33%	2	67%	0	0%	3	100%
4	8	12%	30	43%	31	45%	0	0%	69	100%
5	4	57%	3	43%	0	0%	0	0%	7	100%
6	1	100%	0	0%	0	0%	0	0%	1	100%
7	0	0%	2	50%	2	50%	0	0%	4	100%
8	8	62%	3	23%	2	15%	0	0%	13	100%
9	0	0%	0	0%	1	100%	0	0%	1	100%
10	4	50%	4	50%	0	0%	0	0%	8	100%
11	2	67%	0	0%	1	33%	0	0%	3	100%
12	0	0%	0	0%	0	0%	0	0%	0	0%
13	1	25%	1	25%	1	25%	1	25%	4	100%
14	0	0%	0	0%	5	100%	0	0%	5	100%
15	0	0%	0	0%	0	0%	0	0%	0	0%
16	1	17%	0	0%	5	83%	0	0%	6	100%
17	3	13%	10	42%	11	46%	0	0%	24	100%
18	10	26%	9	24%	19	50%	0	0%	38	100%
19	9	27%	22	67%	2	6%	0	0%	33	100%
20	0	0%	2	15%	11	85%	0	0%	13	100%
21	1	14%	1	14%	5	71%	0	0%	7	100%
22	0	0%	0	0%	0	0%	0	0%	0	0%
STATE	64	22%	104	36%	121	42%	1	0%	290	100%

¹This chart does not include juveniles who have committed sexual offenses who have been placed on Juvenile Intensive Supervision Probation (JISP). Colorado does not currently have a Sex Offender Intensive Supervision Program (SOISP) for juveniles who have committed sexual offenses.

Note: Percentages may not total 100 percent because of rounding.

Table 80:
Colorado State Juvenile Regular Probation
Active Problem Solving Court and Mental Disorder Client Risk Levels
on June 30, 2023
Fiscal Year 2023

Risk Level:	Problem Solving Court (PSC)									
	PSC Maximum		PSC Medium		PSC Minimum		PSC Administrative		PSC TOTAL	
	Number	%	Number	%	Number	%	Number	%	Number	%
DISTRICT										
1	0	0%	0	0%	0	0%	0	0%	0	0%
2J	13	93%	1	7%	0	0%	0	0%	14	100%
3	0	0%	0	0%	0	0%	0	0%	0	0%
4	0	0%	0	0%	0	0%	0	0%	0	0%
5	0	0%	0	0%	0	0%	0	0%	0	0%
6	0	0%	0	0%	0	0%	0	0%	0	0%
7	0	0%	0	0%	0	0%	0	0%	0	0%
8	10	100%	0	0%	0	0%	0	0%	10	100%
9	0	0%	0	0%	0	0%	0	0%	0	0%
10	0	0%	0	0%	0	0%	0	0%	0	0%
11	0	0%	0	0%	0	0%	0	0%	0	0%
12	0	0%	0	0%	0	0%	0	0%	0	0%
13	0	0%	0	0%	0	0%	0	0%	0	0%
14	0	0%	0	0%	0	0%	0	0%	0	0%
15	0	0%	0	0%	0	0%	0	0%	0	0%
16	0	0%	0	0%	0	0%	0	0%	0	0%
17	0	0%	0	0%	0	0%	0	0%	0	0%
18	0	0%	0	0%	0	0%	0	0%	0	0%
19	0	0%	0	0%	0	0%	0	0%	0	0%
20	0	0%	0	0%	0	0%	0	0%	0	0%
21	0	0%	0	0%	0	0%	0	0%	0	0%
22	0	0%	0	0%	0	0%	0	0%	0	0%
STATE	23	96%	1	4%	0	0%	0	0%	24	100%

Risk Level:	Mental Disorder (MD)									
	MD Maximum		MD Medium		MD Minimum		MD Administrative		MD Total	
	Number	%	Number	%	Number	%	Number	%	Number	%
DISTRICT										
1	0	0%	0	0%	0	0%	0	0%	0	0%
2J	0	0%	0	0%	0	0%	0	0%	0	0%
3	0	0%	0	0%	0	0%	0	0%	0	0%
4	0	0%	0	0%	0	0%	0	0%	0	0%
5	1	100%	0	0%	0	0%	0	0%	1	100%
6	0	0%	0	0%	0	0%	0	0%	0	0%
7	0	0%	1	100%	0	0%	0	0%	1	100%
8	1	100%	0	0%	0	0%	0	0%	1	100%
9	0	0%	0	0%	0	0%	0	0%	0	0%
10	0	0%	0	0%	0	0%	0	0%	0	0%
11	0	0%	0	0%	0	0%	0	0%	0	0%
12	0	0%	0	0%	0	0%	0	0%	0	0%
13	0	0%	1	100%	0	0%	0	0%	1	100%
14	0	0%	0	0%	0	0%	0	0%	0	0%
15	0	0%	0	0%	0	0%	0	0%	0	0%
16	0	0%	0	0%	0	0%	0	0%	0	0%
17	0	0%	0	0%	0	0%	0	0%	0	0%
18	1	14%	6	86%	0	0%	0	0%	7	100%
19	4	36%	7	64%	0	0%	0	0%	11	100%
20	0	0%	0	0%	0	0%	0	0%	0	0%
21	0	0%	0	0%	0	0%	0	0%	0	0%
22	0	0%	0	0%	0	0%	0	0%	0	0%
STATE	7	32%	15	68%	0	0%	0	0%	22	100%

Note: Percentages may not total 100 percent because of rounding.

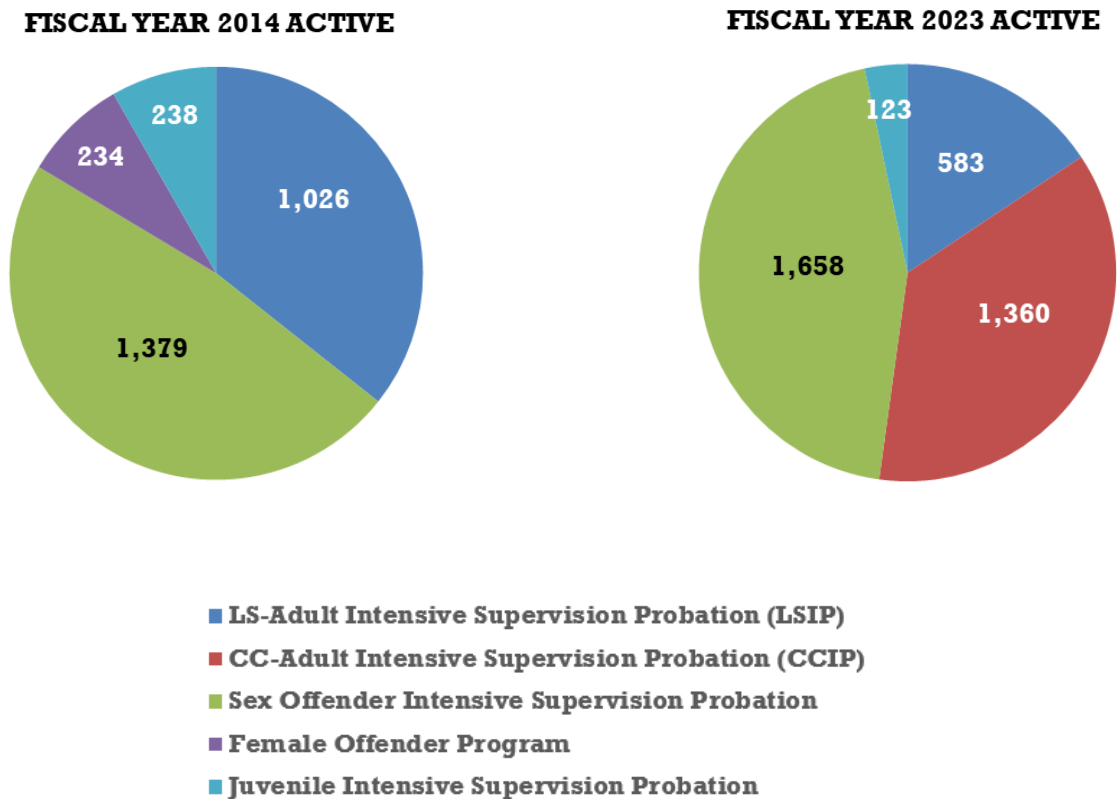
A vibrant rainbow arches across a cloudy sky, with green trees in the foreground. The rainbow is the central focus, displaying a full spectrum of colors from red to violet. The sky is filled with soft, greyish clouds, and the trees are lush and green, with some yellow flowers visible on the right side.

Intensive Probation Programs

Intensive Probation Programs

Intensive programs are created in statute or otherwise established to provide the courts and probation with community supervision options for higher-risk offenders. Three main goals drive intensive probation programs: to assess criminal risk and target offenders' service needs that relate to ongoing criminal activity; provide the highest level of supervision available; and identify and make referrals for appropriate treatment and services to reduce criminal behavior. Probationers must meet certain criteria, based on assessed risk and need, before being placed in intensive probation programs. These programs offer risk/need assessments, offense-specific treatment, electronic monitoring, and cognitive skills training. Due to the significant number of supervision requirements, and the level of risk, the number of probationers assigned to an intensive program caseload is much lower than regular programs. The sections that follow present detailed and summary information pertaining to each of the intensive programs Colorado Probation employs to effectively supervise its clients.

**Chart 15: Probation Intensive Program Active Population as of June 30
Proportion of Probationers by Intensive Program- Ten Year Comparison**



Note: CC-Adult Intensive Supervision Probation (CCIP) is a new intensive program that began in FY2019.
FOP – Female Offender Program has been phased out and will not be operational beyond FY2020.

A vibrant rainbow arches across a cloudy sky, with green trees in the foreground. The rainbow is the central focus, with its colors clearly visible. The sky is filled with soft, grey clouds, and the trees are lush and green, with some yellow flowers visible on the right side.

LS-Adult Intensive Supervision Probation (LSIP)

LS-Adult Intensive Supervision Probation (LSIP)

Adult Intensive Supervision Probation was implemented statewide in FY 1982 as a community sentencing alternative to incarceration for selected high-risk adult offenders with extensive criminal histories. AISP remains a sentencing option in cases where the offense date occurred before October 1, 2013. Pursuant to HB13-250, offenses committed after October 1, 2013, are subject to eligibility screening and placement in intensive programs, based on the standardized offender assessment (§16-11.5-102, C.R.S.). The AISP program was modified and renamed in 2013, following the passage of HB13-250. LSIP targets the higher risk/lower needs (absence of substance dependence and mental health issues) probationers. The program is designed to address specific criminogenic needs with intensive interventions. The program also requires accountability, with the goals of enhanced public safety through behavior change. A probationer may be enrolled in this program after the initial assessments are completed or when a reassessment indicates the probationer's risk of re-offense has increased, and the probationer meets the acceptance criteria of the intensive program.

In FY 2023 there were 374 probationers placed in LSIP and on June 30, 2023, there were 583 on LSIP. In FY 2023 the program successfully terminated 58 probationers from the LSIP program who might otherwise have served sentences in jail, Community Corrections, or the Department of Corrections. Additionally, 97 probationers successfully completed the intensive program and were transferred to regular probation for the remainder of their sentence.

**New Probationers: LS-Adult Intensive Supervision Probation (LSIP)
Fiscal Years 2014 to 2023**

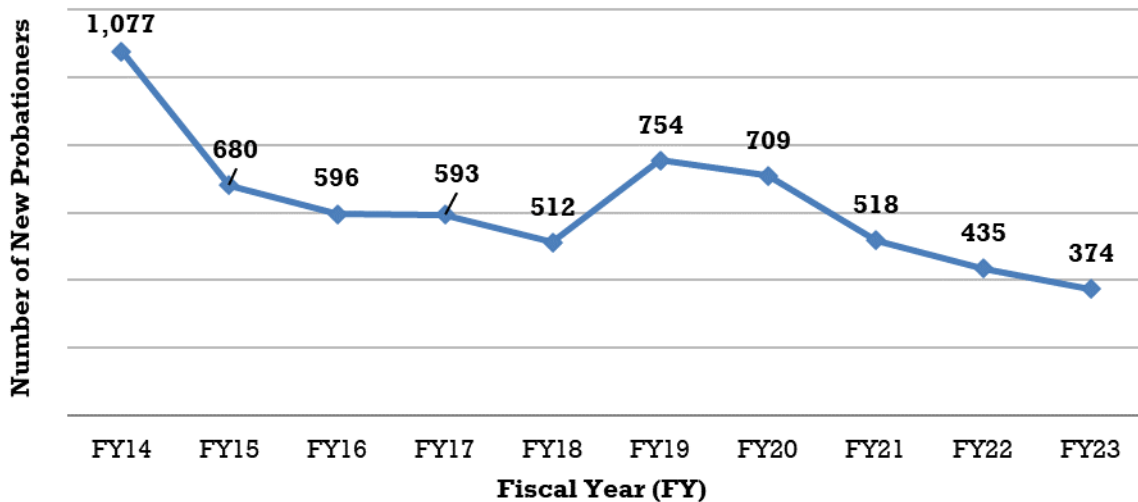


Table 81:
Colorado State Probation Intensive Programs
LS-Adult Intensive Supervision Probation (LSIP)¹
New Clients by Order Type
Fiscal Year 2023

DISTRICT	Probation		Courtesy Transfer from other Colorado Probation Districts		Interstate Transfers to Colorado		Total New Clients	
	Number	%	Number	%	Number	%	Number	%
1	39	100%	0	0%	0	0%	39	100%
2	0	0%	0	0%	0	0%	0	0%
3	0	0%	0	0%	0	0%	0	0%
4	55	90%	6	10%	0	0%	61	100%
5	7	88%	1	13%	0	0%	8	100%
6	0	0%	0	0%	0	0%	0	0%
7	0	0%	0	0%	0	0%	0	0%
8	44	88%	6	12%	0	0%	50	100%
9	0	0%	0	0%	0	0%	0	0%
10	28	76%	8	22%	1	3%	37	100%
11	5	100%	0	0%	0	0%	5	100%
12	0	0%	0	0%	0	0%	0	0%
13	4	57%	2	29%	1	14%	7	100%
14	0	0%	0	0%	0	0%	0	0%
15	0	0%	1	100%	0	0%	1	100%
16	1	33%	2	67%	0	0%	3	100%
17	33	80%	5	12%	3	7%	41	100%
18	49	83%	9	15%	1	2%	59	100%
19	33	73%	12	27%	0	0%	45	100%
20	4	80%	1	20%	0	0%	5	100%
21	12	100%	0	0%	0	0%	12	100%
22	0	0%	1	100%	0	0%	1	100%
TOTAL	314	84%	54	14%	6	2%	374	100%

¹**LS-Adult Intensive Supervision Probation (LSIP):** The AISP program was modified and renamed in 2013, following the passage of HB13-250. LSIP targets the higher risk/lower needs (absence of substance dependence and mental health issues) probationers.

Note: Percentages may not total 100 percent because of rounding.

Table 82:
Colorado State Probation Intensive Programs
LS-Adult Intensive Supervision Probation (LSIP)
Successful/Unsuccessful Terminations
Fiscal Year 2023

Successful Program Completion Transfer to Regular Probation ¹	SUCCESSFUL TERMINATIONS ²		UNSUCCESSFUL TERMINATIONS ³				TOTAL TERMINATIONS ⁴		
	Successful (no longer on Probation)		Revoked		Absconded		TOTAL TERMINATIONS ⁴		
	TYPE:	Number	%	Number	%	Number	%	Number	%
Number	DISTRICT	Number	%	Number	%	Number	%	Number	%
8	1	10	30%	13	39%	10	30%	33	100%
0	2	1	33%	2	67%	0	0%	3	100%
0	3	0	0%	0	0%	0	0%	0	0%
34	4	3	7%	25	61%	13	32%	41	100%
3	5	2	25%	3	38%	3	38%	8	100%
0	6	0	0%	0	0%	0	0%	0	0%
0	7	0	0%	0	0%	0	0%	0	0%
2	8	8	20%	26	63%	7	17%	41	100%
0	9	0	0%	0	0%	0	0%	0	0%
6	10	2	25%	4	50%	2	25%	8	100%
0	11	0	0%	0	0%	0	0%	0	0%
1	12	0	0%	0	0%	0	0%	0	0%
2	13	0	0%	2	100%	0	0%	2	100%
0	14	0	0%	0	0%	0	0%	0	0%
0	15	0	0%	0	0%	0	0%	0	0%
1	16	2	67%	0	0%	1	33%	3	100%
24	17	11	29%	21	55%	6	16%	38	100%
2	18	8	25%	12	38%	12	38%	32	100%
5	19	9	38%	11	46%	4	17%	24	100%
5	20	0	0%	5	100%	0	0%	5	100%
4	21	1	20%	1	20%	3	60%	5	100%
0	22	1	100%	0	0%	0	0%	1	100%
97	STATE	58	24%	125	51%	61	25%	244	100%

¹**Successful Program Completion Transfer to Regular Probation:** In FY2018 those transferring to regular probation have been removed from the Successful Termination and reported separately. In previous annual reports they were combined. To see a complete list of all Intensive program transitions to regular probation see the Intensive Summary Table 97.

²**Successful Terminations:** This column includes those probationers that have terminated from probation while on LSIP and are no longer on probation.

³**Unsuccessful Terminations:** This column includes LSIP probationers who were revoked or absconded. A revocation is defined as a termination from LSIP for a technical violation, new misdemeanor, or new felony offense. A revocation to Community Corrections is NOT included in this section because these probationers are still under the supervision and jurisdiction of probation. Absconded refers to probationers who become fugitives and are no longer compliant with probation supervision.

⁴**Total Terminations:** This table includes: revocations, absconders and successful terminations from probation supervision.

Additional types of of LSIP discharges are included in Table 83.
Note: Percentages may not total 100 percent because of rounding.

Table 83:
Colorado State Probation Intensive Programs
LS-Adult Intensive Supervision Probation (LSIP)
Discharges
Fiscal Year 2023

DISTRICT	Successful Program Completion Transfer to Regular Probation		Successful: Completed Program no longer on Probation		Absconded		Re-Sentenced to Community Corrections		Revoked		Deported		Death		Administrative Closure		Transfer to Another Specialized Program		Total Discharges		Courtesy Transfers ¹	
	#	%	#	%	#	%	#	%	#	%	#	%	#	%	#	%	#	%	#	%	#	District
1	8	18%	10	23%	10	23%	2	5%	13	30%	0	0%	1	2%	0	0%	0	0%	44	100%	10	1
2	0	0%	1	33%	0	0%	0	0%	2	67%	0	0%	0	0%	0	0%	0	0%	3	100%	0	2
3	0	0%	0	0%	0	0%	0	0%	0	0%	0	0%	0	0%	0	0%	0	0%	0	0%	0	3
4	34	42%	3	4%	13	16%	2	2%	25	31%	0	0%	2	2%	0	0%	2	2%	81	100%	4	4
5	3	25%	2	17%	3	25%	1	8%	3	25%	0	0%	0	0%	0	0%	0	0%	12	100%	0	5
6	0	0%	0	0%	0	0%	0	0%	0	0%	0	0%	0	0%	0	0%	0	0%	0	0%	0	6
7	0	0%	0	0%	0	0%	0	0%	0	0%	0	0%	0	0%	0	0%	0	0%	0	0%	0	7
8	2	4%	8	17%	7	15%	4	8%	26	54%	0	0%	1	2%	0	0%	0	0%	48	100%	3	8
9	0	0%	0	0%	0	0%	0	0%	0	0%	0	0%	0	0%	0	0%	0	0%	0	0%	0	9
10	6	40%	2	13%	2	13%	1	7%	4	27%	0	0%	0	0%	0	0%	0	0%	15	100%	3	10
11	0	0%	0	0%	0	0%	0	0%	0	0%	0	0%	0	0%	0	0%	0	0%	0	0%	0	11
12	1	100%	0	0%	0	0%	0	0%	0	0%	0	0%	0	0%	0	0%	0	0%	1	100%	0	12
13	2	40%	0	0%	0	0%	0	0%	2	40%	0	0%	1	20%	0	0%	0	0%	5	100%	2	13
14	0	0%	0	0%	0	0%	0	0%	0	0%	0	0%	0	0%	0	0%	0	0%	0	0%	0	14
15	0	0%	0	0%	0	0%	0	0%	0	0%	0	0%	0	0%	0	0%	0	0%	0	0%	0	15
16	1	25%	2	50%	1	25%	0	0%	0	0%	0	0%	0	0%	0	0%	0	0%	4	100%	1	16
17	24	36%	11	16%	6	9%	1	1%	21	31%	0	0%	1	1%	1	1%	2	3%	67	100%	7	17
18	2	6%	8	23%	12	34%	1	3%	12	34%	0	0%	0	0%	0	0%	0	0%	35	100%	11	18
19	5	14%	9	24%	4	11%	7	19%	11	30%	0	0%	0	0%	0	0%	1	3%	37	100%	10	19
20	5	38%	0	0%	0	0%	1	8%	5	38%	0	0%	0	0%	0	0%	2	15%	13	100%	4	20
21	4	40%	1	10%	3	30%	0	0%	1	10%	0	0%	0	0%	1	10%	0	0%	10	100%	2	21
22	0	0%	1	100%	0	0%	0	0%	0	0%	0	0%	0	0%	0	0%	0	0%	1	100%	0	22
TOTAL	97	26%	58	15%	61	16%	20	5%	125	33%	0	0%	6	2%	2	1%	7	2%	376	100%	57	STATE

¹**Courtesy Transfers:** Beginning in FY 2008 courtesy transfers were removed from "Total Discharges" because they are accounted for within the existing discharge categories. They are reported separately to track the cases transferred between districts.
Note: Percentages may not total 100 percent because of rounding.

Table 84:
Colorado State Probation Intensive Programs
LS-Adult Intensive Supervision Probation (LSIP)
Type of Revocation
Fiscal Year 2023

DISTRICT	Revoked: New Felony ¹		Revoked: New Misdemeanor ²		Revoked: Technical ³		Total Revocations ⁴	
	Number	%	Number	%	Number	%	Number	%
1	0	0%	2	15%	11	85%	13	100%
2	2	100%	0	0%	0	0%	2	100%
3	0	0%	0	0%	0	0%	0	0%
4	8	32%	2	8%	15	60%	25	100%
5	0	0%	1	33%	2	67%	3	100%
6	0	0%	0	0%	0	0%	0	0%
7	0	0%	0	0%	0	0%	0	0%
8	5	19%	10	38%	11	42%	26	100%
9	0	0%	0	0%	0	0%	0	0%
10	1	25%	1	25%	2	50%	4	100%
11	0	0%	0	0%	0	0%	0	0%
12	0	0%	0	0%	0	0%	0	0%
13	2	100%	0	0%	0	0%	2	100%
14	0	0%	0	0%	0	0%	0	0%
15	0	0%	0	0%	0	0%	0	0%
16	0	0%	0	0%	0	0%	0	0%
17	9	43%	2	10%	10	48%	21	100%
18	0	0%	1	8%	11	92%	12	100%
19	5	45%	3	27%	3	27%	11	100%
20	1	20%	1	20%	3	60%	5	100%
21	0	0%	0	0%	1	100%	1	100%
22	0	0%	0	0%	0	0%	0	0%
TOTAL	33	26%	23	18%	69	55%	125	100%

¹**New Felony:** Includes revocations for a new felony offense committed while on probation supervision.

²**New Misdemeanor:** Includes revocations for a new misdemeanor offense committed while on probation supervision.

³**Technical:** Includes revocations for technical probation supervision violations (e.g. drug use, non-compliance).

⁴**Total Revocations:** Total includes all felony, misdemeanor, and technical violations resulting in a revocation from probation.

Note: Percentages may not total 100 percent because of rounding.

A vibrant rainbow arches across a cloudy sky, with green trees in the foreground. The rainbow is the central focus, with its colors clearly visible. The sky is filled with soft, grey clouds, and the trees are lush and green, with some yellow flowers visible on the right side.

CC-Adult Intensive Supervision Probation (CCIP)

CC-Adult Intensive Supervision Probation (CCIP)

Adult Intensive Supervision Probation was implemented statewide in FY 1982 as a community sentencing alternative to incarceration for selected high-risk adult offenders with extensive criminal histories. AISP remains a sentencing option in cases where the offense date occurred before October 1, 2013. Pursuant to HB13-250, offenses committed after October 1, 2013, are subject to eligibility screening and placement in intensive programs, based on the standardized offender assessment (§16-11.5-102, C.R.S.). The CCIP program was developed in FY 2019, and fully implemented in FY 2020. CCIP targets the higher risk/higher needs (significant disruptions due to substance abuse, mental health issues, and stability factors) probationers. The program is designed to address specific criminogenic needs with a variety of interventions. The program also requires accountability, with the goals of enhanced public safety through behavior change. A probationer may be enrolled in this program after the initial assessments are completed or when a reassessment indicates the probationer’s risk of re-offense has increased, and the probationer meets the acceptance criteria of the intensive program.

In FY 2023 there were 1,091 probationers placed in CCIP and on June 30, 2023, there were 1,360 on CCIP. In FY 2023 the program successfully terminated 111 probationers from the CCIP program who might otherwise have served sentences in jail, Community Corrections, or the Department of Corrections. Additionally, 159 probationers successfully completed the intensive program and were transferred to regular probation for the remainder of their sentence.

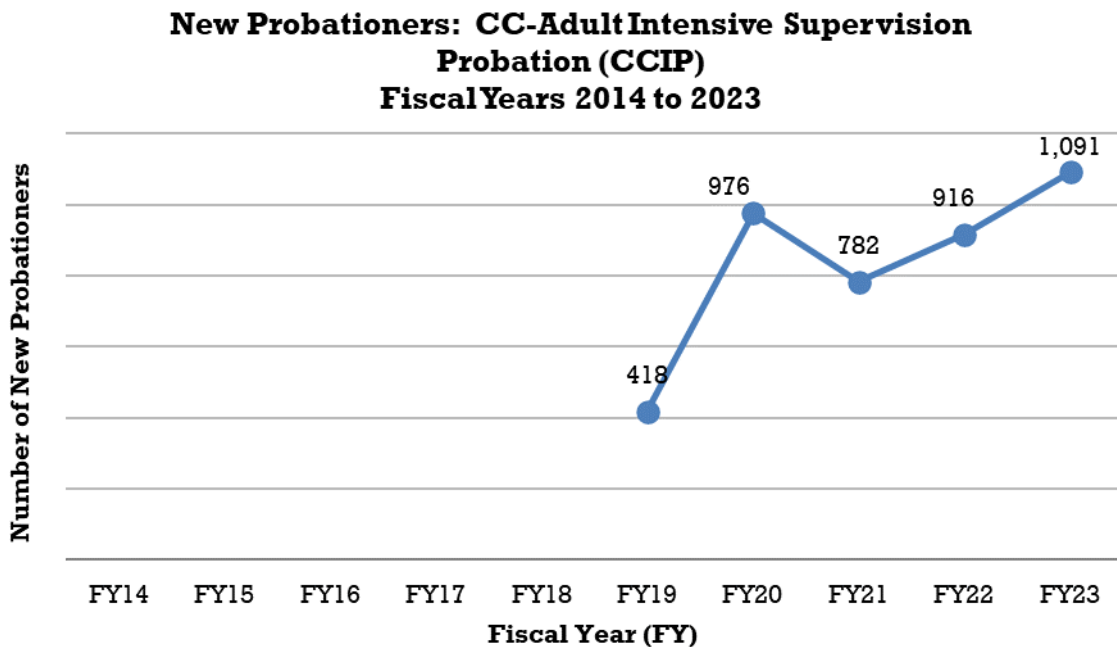


Table 85:
Colorado State Probation Intensive Programs
CC-Adult Intensive Supervision Probation (CCIP)¹
New Clients by Order Type
Fiscal Year 2023

DISTRICT	Probation		Courtesy Transfer from other Colorado Probation Districts		Interstate Transfers to Colorado		Total New Clients	
	Number	%	Number	%	Number	%	Number	%
1	140	95%	8	5%	0	0%	148	100%
2	189	92%	14	7%	3	1%	206	100%
3	0	0%	0	0%	0	0%	0	0%
4	178	93%	13	7%	0	0%	191	100%
5	9	90%	1	10%	0	0%	10	100%
6	0	0%	0	0%	0	0%	0	0%
7	3	75%	1	25%	0	0%	4	100%
8	98	86%	15	13%	1	1%	114	100%
9	0	0%	0	0%	0	0%	0	0%
10	13	68%	6	32%	0	0%	19	100%
11	0	0%	0	0%	0	0%	0	0%
12	0	0%	0	0%	0	0%	0	0%
13	21	88%	3	13%	0	0%	24	100%
14	3	60%	2	40%	0	0%	5	100%
15	0	0%	0	0%	0	0%	0	0%
16	8	89%	1	11%	0	0%	9	100%
17	122	85%	20	14%	1	1%	143	100%
18	77	82%	17	18%	0	0%	94	100%
19	73	81%	17	19%	0	0%	90	100%
20	7	88%	1	13%	0	0%	8	100%
21	24	92%	2	8%	0	0%	26	100%
22	0	0%	0	0%	0	0%	0	0%
TOTAL	965	88%	121	11%	5	0%	1,091	100%

¹**CC-Adult Intensive Supervision Probation (CCIP):** The CCIP program was developed in FY 2019, and fully implemented in FY 2020. CCIP targets the higher risk/higher needs (significant disruptions due to substance abuse, mental health issues, and stability factors) probationers.

Note: Percentages may not total 100 percent because of rounding.

**Table 86:
Colorado State Probation Intensive Programs
CC-Adult Intensive Supervision Probation (CCIP)
Successful/Unsuccessful Terminations
Fiscal Year 2023**

Successful Program Completion Transfer to Regular Probation ¹	TYPE:	SUCCESSFUL TERMINATIONS ²		UNSUCCESSFUL TERMINATIONS ³				TOTAL TERMINATIONS ⁴	
		Successful (no longer on Probation)		Revoked		Absconded		TOTAL TERMINATIONS ⁴	
		Number	%	Number	%	Number	%	Number	%
13	DISTRICT	11	17%	35	55%	18	28%	64	100%
26	1	11	17%	35	55%	18	28%	64	100%
0	2	19	18%	46	43%	41	39%	106	100%
51	3	0	0%	0	0%	0	0%	0	0%
0	4	8	11%	35	49%	28	39%	71	100%
0	5	1	14%	3	43%	3	43%	7	100%
0	6	0	0%	0	0%	0	0%	0	0%
1	7	0	0%	0	0%	0	0%	0	0%
16	8	15	24%	38	61%	9	15%	62	100%
0	9	0	0%	0	0%	0	0%	0	0%
2	10	5	31%	8	50%	3	19%	16	100%
0	11	0	0%	0	0%	0	0%	0	0%
0	12	0	0%	0	0%	0	0%	0	0%
5	13	3	21%	7	50%	4	29%	14	100%
0	14	0	0%	0	0%	0	0%	0	0%
0	15	0	0%	0	0%	0	0%	0	0%
2	16	0	0%	1	100%	0	0%	1	100%
13	17	17	36%	22	47%	8	17%	47	100%
3	18	8	15%	27	51%	18	34%	53	100%
12	19	20	45%	19	43%	5	11%	44	100%
2	20	1	25%	2	50%	1	25%	4	100%
13	21	3	25%	6	50%	3	25%	12	100%
0	22	0	0%	0	0%	0	0%	0	0%
159	STATE	111	22%	249	50%	141	28%	501	100%

¹**Successful Program Completion Transfer to Regular Probation:** This column includes those probationers that have completed CCIP and transferred to regular supervision to finish their probation term. To see a complete list of all Intensive program transitions to regular probation see the Intensive Summary Table 97.

²**Successful Terminations:** This column includes those probationers that have terminated from probation while on CCIP and are no longer on probation.

³**Unsuccessful Terminations:** This column includes CCIP probationers who were revoked or absconded. A revocation is defined as a termination from CCIP for a technical violation, new misdemeanor, or new felony offense. A revocation to Community Corrections is NOT included in this section because these probationers are still under the supervision and jurisdiction of probation. Absconded refers to probationers who become fugitives and are no longer compliant with probation supervision.

⁴**Total Terminations:** This table includes: revocations, absconders and successful terminations from probation supervision.

Additional types of of CCIP discharges are included in Table 87.

Note: Percentages may not total 100 percent because of rounding.

**Table 87:
Colorado State Probation Intensive Programs
CC-Adult Intensive Supervision Probation (CCIP) Discharges
Fiscal Year 2023**

DISTRICT	Successful Program Completion		Successful: Completed Program no longer on Probation		Absconded		Re-Sentenced to Community Corrections		Revoked		Deported		Death		Administrative Closure		Transfer to Another Specialized Program		Total Discharges		Courtesy Transfers ¹	
	#	%	#	%	#	%	#	%	#	%	#	%	#	%	#	%	#	%	#	%	#	District
1	13	15%	11	13%	18	20%	6	7%	35	40%	0	0%	5	6%	0	0%	0	0%	88	100%	17	1
2	26	17%	19	13%	41	27%	16	11%	46	30%	0	0%	3	2%	0	0%	0	0%	151	100%	17	2
3	0	0%	0	0%	0	0%	0	0%	0	0%	0	0%	0	0%	0	0%	0	0%	0	0%	0	3
4	51	35%	8	5%	28	19%	11	7%	35	24%	0	0%	6	4%	2	1%	6	4%	147	100%	7	4
5	0	0%	1	9%	3	27%	2	18%	3	27%	0	0%	1	9%	1	9%	0	0%	11	100%	1	5
6	0	0%	0	0%	0	0%	0	0%	0	0%	0	0%	0	0%	0	0%	0	0%	0	0%	0	6
7	1	100%	0	0%	0	0%	0	0%	0	0%	0	0%	0	0%	0	0%	0	0%	1	100%	0	7
8	16	18%	15	17%	9	10%	7	8%	38	42%	0	0%	0	0%	0	0%	5	6%	90	100%	8	8
9	0	0%	0	0%	0	0%	0	0%	0	0%	0	0%	0	0%	0	0%	0	0%	0	0%	0	9
10	2	10%	5	25%	3	15%	0	0%	8	40%	0	0%	0	0%	0	0%	2	10%	20	100%	6	10
11	0	0%	0	0%	0	0%	0	0%	0	0%	0	0%	0	0%	0	0%	0	0%	0	0%	0	11
12	0	0%	0	0%	0	0%	0	0%	0	0%	0	0%	0	0%	0	0%	0	0%	0	0%	0	12
13	5	25%	3	15%	4	20%	1	5%	7	35%	0	0%	0	0%	0	0%	0	0%	20	100%	3	13
14	0	0%	0	0%	0	0%	0	0%	0	0%	0	0%	0	0%	0	0%	0	0%	0	0%	0	14
15	0	0%	0	0%	0	0%	0	0%	0	0%	0	0%	0	0%	1	100%	0	0%	1	100%	0	15
16	2	50%	0	0%	0	0%	0	0%	1	25%	0	0%	0	0%	0	0%	1	25%	4	100%	0	16
17	13	19%	17	25%	8	12%	4	6%	22	33%	0	0%	0	0%	0	0%	3	4%	67	100%	14	17
18	3	5%	8	13%	18	29%	2	3%	27	44%	0	0%	2	3%	0	0%	2	3%	62	100%	13	18
19	12	18%	20	31%	5	8%	7	11%	19	29%	0	0%	1	2%	1	2%	0	0%	65	100%	12	19
20	2	29%	1	14%	1	14%	0	0%	2	29%	0	0%	0	0%	0	0%	1	14%	7	100%	2	20
21	13	45%	3	10%	3	10%	4	14%	6	21%	0	0%	0	0%	0	0%	0	0%	29	100%	0	21
22	0	0%	0	0%	0	0%	0	0%	0	0%	0	0%	0	0%	0	0%	0	0%	0	0%	0	22
TOTAL	159	21%	111	15%	141	18%	60	8%	249	33%	0	0%	18	2%	5	1%	20	3%	763	100%	100	STATE

¹**Courtesy Transfers:** Beginning in FY 2008 courtesy transfers were removed from "Total Discharges" because they are accounted for within the existing discharge categories. They are reported separately to track the cases transferred between districts.

Note: Percentages may not total 100 percent because of rounding.

Table 88:
Colorado State Probation Intensive Programs
CC-Adult Intensive Supervision Probation (CCIP)
Type of Revocation
Fiscal Year 2023

DISTRICT	Revoked: New Felony ¹		Revoked: New Misdemeanor ²		Revoked: Technical ³		Total Revocations ⁴	
	Number	%	Number	%	Number	%	Number	%
1	2	6%	4	11%	29	83%	35	100%
2	9	20%	6	13%	31	67%	46	100%
3	0	0%	0	0%	0	0%	0	0%
4	7	20%	4	11%	24	69%	35	100%
5	1	33%	0	0%	2	67%	3	100%
6	0	0%	0	0%	0	0%	0	0%
7	0	0%	0	0%	0	0%	0	0%
8	7	18%	5	13%	26	68%	38	100%
9	0	0%	0	0%	0	0%	0	0%
10	1	13%	1	13%	6	75%	8	100%
11	0	0%	0	0%	0	0%	0	0%
12	0	0%	0	0%	0	0%	0	0%
13	0	0%	1	14%	6	86%	7	100%
14	0	0%	0	0%	0	0%	0	0%
15	0	0%	0	0%	0	0%	0	0%
16	0	0%	0	0%	1	100%	1	100%
17	2	9%	5	23%	15	68%	22	100%
18	0	0%	2	7%	25	93%	27	100%
19	2	11%	3	16%	14	74%	19	100%
20	0	0%	2	100%	0	0%	2	100%
21	1	17%	0	0%	5	83%	6	100%
22	0	0%	0	0%	0	0%	0	0%
TOTAL	32	13%	33	13%	184	74%	249	100%


¹**New Felony:** Includes revocations for a new felony offense committed while on probation supervision.

²**New Misdemeanor:** Includes revocations for a new misdemeanor offense committed while on probation supervision.

³**Technical:** Includes revocations for technical probation supervision violations (e.g. drug use, unsuccessful discharge from treatment).

⁴**Total Revocations:** Total includes all felony, misdemeanor, and technical violations resulting in a revocation from probation.

Note: Percentages may not total 100 percent because of rounding.

A vibrant rainbow arches across a cloudy sky, framed by green trees in the foreground. The rainbow is the central focus, with its colors clearly visible. The sky is filled with soft, grey clouds, and the trees are lush and green, with some yellow flowers visible on the right side.

Sex Offender Intensive Supervision Probation (SOISP)

Sex Offender Intensive Supervision Probation (SOISP)

Sex Offender Intensive Supervision Probation (SOISP) is designed to provide the highest level of supervision to adult sex offenders who are placed on probation. Although initially created in statute in 1998 to address the risk posed by lifetime supervision cases, the Colorado Legislature made a significant change to the statute in 2001. Pursuant to HB01-1229, all felony sex offenders convicted on or after July 1, 2001, are statutorily mandated to be supervised in SOISP.

The goal of intensive supervision probation for any probationer is to minimize the risk to the public to the greatest extent possible by holding probationers accountable for their present and past criminal behavior, decreasing risk factors and increasing protective factors, along with encouraging pro-social skill building, and assisting probationers to repair the harm caused by their actions, when possible. SOISP includes a combination of high-level surveillance and monitoring; research informed and best practice supervision strategies; physiological monitoring; and collaboration with Community Supervision Teams. Depending on the probationer, elements of community supervision may include restricted activities, daily contact with the probationer, curfew checks, home visitation, employment visitation and monitoring, drug and alcohol screening, and/or sex offense specific treatment to include the use of polygraph testing. SOISP consists of three phases, each with specific criteria that must be met prior to a reduction in the level of supervision. Movement within all phases is behaviorally based and guided by specific criteria.

In FY 2023, there were 400 probationers placed in SOISP and on June 30, 2023, there were 1,658 probationers on SOISP. In FY 2023 the program successfully terminated 117 probationers (53%) from the SOISP program who might otherwise have served sentences in the Department of Corrections. Additionally, 85 probationers successfully completed SOISP and were transitioned to regular probation for the remainder of their sentence.

**New Probationers: Sex Offender Intensive Supervision Probation (SOISP)
Fiscal Years 2014 to 2023**

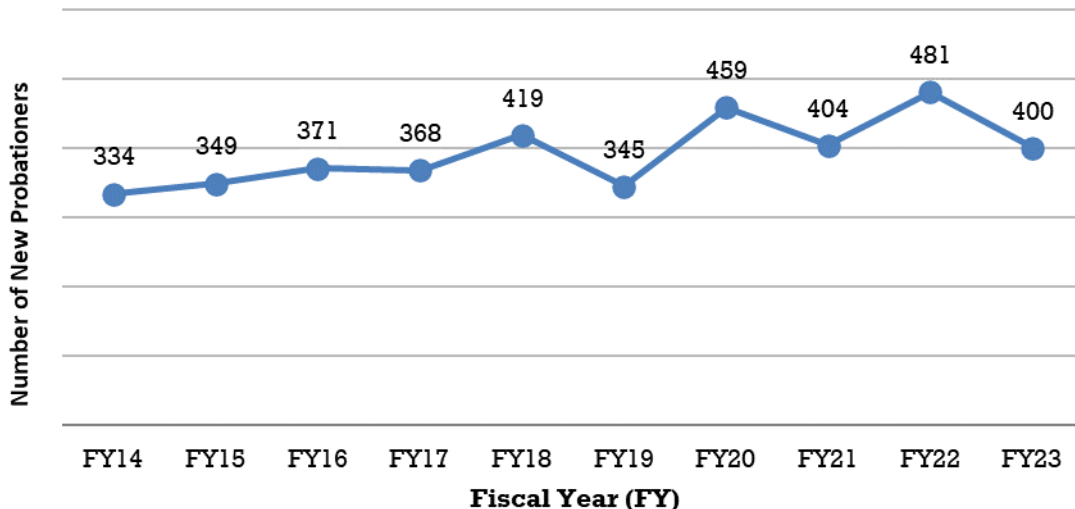


Table 89:
Colorado State Probation Intensive Programs
Sex Offender Intensive Supervision Probation (SOISP)
New Clients by Order Type
Fiscal Year 2023

DISTRICT	Direct Sentence		Courtesy Transfer from other Colorado Probation Districts		Interstate Transfers to Colorado		Total New Clients	
	Number	%	Number	%	Number	%	Number	%
1	45	100%	0	0%	0	0%	45	100%
2	37	77%	11	23%	0	0%	48	100%
3	0	0%	0	0%	0	0%	0	0%
4	55	89%	7	11%	0	0%	62	100%
5	2	50%	2	50%	0	0%	4	100%
6	1	20%	2	40%	2	40%	5	100%
7	3	100%	0	0%	0	0%	3	100%
8	29	91%	3	9%	0	0%	32	100%
9	9	90%	1	10%	0	0%	10	100%
10	7	88%	1	13%	0	0%	8	100%
11	1	25%	1	25%	2	50%	4	100%
12	0	0%	0	0%	0	0%	0	0%
13	11	79%	2	14%	1	7%	14	100%
14	0	0%	0	0%	0	0%	0	0%
15	0	0%	0	0%	0	0%	0	0%
16	0	0%	0	0%	0	0%	0	0%
17	24	65%	13	35%	0	0%	37	100%
18	65	77%	15	18%	4	5%	84	100%
19	13	72%	5	28%	0	0%	18	100%
20	11	85%	2	15%	0	0%	13	100%
21	10	77%	3	23%	0	0%	13	100%
22	0	0%	0	0%	0	0%	0	0%
TOTAL	323	81%	68	17%	9	2%	400	100%

Note: Percentages may not total 100 percent because of rounding.

Table 90: Colorado State Probation Intensive Programs Sex Offender Intensive Supervision Program (SOISP) Successful/Unsuccessful Terminations Fiscal Year 2023

Note: Approximately one-half of the SOISP probationers are serving indeterminate sentences (minimum of 10 years). Therefore, it is important to consider terminations within the context of the active SOISP caseload. Many more probationers are being successfully supervised (1,658) on SOISP than are terminating unsuccessfully (117) as reflected below in the 6/30/2023 active caseload and termination table.

Sex Offender Intensive Supervision Program (SOISP) Active as of 6/30/2023 ¹		Successful Program Completion Transfer to Regular Probation ²	SUCCESSFUL TERMINATIONS ³		UNSUCCESSFUL TERMINATIONS ⁴		TOTAL TERMINATIONS ⁵		
			Successful (no longer on Probation)		Revoked				Absconded
DISTRICT	Number	Number	Number	%	Number	%	Number	%	
1	141	2	17	55%	12	39%	2	6%	
2	170	11	2	40%	15	43%	6	17%	
3	1	0	3	0%	0	0%	0	0%	
4	327	18	4	44%	15	42%	5	14%	
5	19	1	5	33%	1	33%	1	33%	
6	11	0	6	100%	0	0%	0	0%	
7	8	0	7	0%	0	0%	0	0%	
8	151	6	8	53%	6	35%	2	12%	
9	21	0	9	67%	1	33%	0	0%	
10	47	0	10	75%	2	25%	0	0%	
11	23	0	11	100%	0	0%	0	0%	
12	1	2	12	0%	0	0%	0	0%	
13	24	4	13	100%	0	0%	0	0%	
14	5	0	14	0%	0	0%	0	0%	
15	8	1	15	0%	0	0%	0	0%	
16	7	0	16	0%	0	0%	0	0%	
17	152	6	17	100%	0	0%	0	0%	
18	284	13	18	53%	16	36%	5	11%	
19	102	2	19	55%	5	45%	0	0%	
20	86	7	20	45%	6	55%	0	0%	
21	54	12	21	40%	3	60%	0	0%	
22	16	0	22	0%	0	0%	0	0%	
STATE	1,658	85	STATE	117	53%	82	37%	21	10%
								220	100%

¹**Sex Offender Intensive Supervision Probation:** The Non-SOISP sex offender population is included in the Regular Adult Probation Section.

²**Successful Program Completion Transfer to Regular Probation:** Beginning in FY2018, the transition program completions were removed from the Successful Termination and reported separately; in previous annual reports, they were combined. To see a complete list of all Intensive program transitions to regular probation see the Intensive Summary Table 97.

³**Successful Termination:** This column includes those probationers that terminated from probation while on SOISP and are no longer on probation.

⁴**Unsuccessful Terminations:** These columns include SOISP probationers who were revoked or absconded. A revocation is defined as a termination from SOISP for a technical violation, new misdemeanor, or new felony offense. A revocation to Community Corrections is NOT included in this section. These probationers are not included on this table as they are still under the supervision and jurisdiction of probation.

Absconded refers to probationers who become fugitives and are no longer compliant with probation supervision.

⁵**Total Terminations:** In this table only, the total terminations include: revocations, absconders and successful terminations from probation supervision.

Additional types of SOISP discharges are included in Table 91.

**Table 91:
Colorado State Probation Intensive Programs
Sex Offender Intensive Supervision Probation (SOISP)
Discharges
Fiscal Year 2023**

DISTRICT	Successful: Transfer to Regular Probation		Successful: Completed Program no longer on Probation		Absconded		Re-Sentenced to: Community Corrections		Revoked		Deported		Death		Administrative Closure		Transfer to Another Specialized Program		Total Discharges		Courtesy Transfers ¹	
	Number	%	Number	%	Number	%	Number	%	Number	%	#	%	#	%	Number	%	Number	%	Number	%	Number	DISTRICT
1	2	6%	17	47%	2	6%	2	6%	12	33%	0	0%	1	3%	0	0%	0	0%	36	100%	0	1
2	11	22%	14	28%	6	12%	2	4%	15	30%	2	4%	0	0%	0	0%	0	0%	50	100%	1	2
3	0	0%	0	0%	0	0%	0	0%	0	0%	0	0%	0	0%	0	0%	0	0%	0	0%	0	3
4	18	32%	16	28%	5	9%	0	0%	15	26%	3	5%	0	0%	0	0%	0	0%	57	100%	0	4
5	1	25%	1	25%	1	25%	0	0%	1	25%	0	0%	0	0%	0	0%	0	0%	4	100%	0	5
6	0	0%	1	100%	0	0%	0	0%	0	0%	0	0%	0	0%	0	0%	0	0%	1	100%	0	6
7	0	0%	0	0%	0	0%	0	0%	0	0%	0	0%	0	0%	0	0%	0	0%	0	0%	0	7
8	6	24%	9	36%	2	8%	2	8%	6	24%	0	0%	0	0%	0	0%	0	0%	25	100%	2	8
9	0	0%	2	67%	0	0%	0	0%	1	33%	0	0%	0	0%	0	0%	0	0%	3	100%	0	9
10	0	0%	6	50%	0	0%	0	0%	2	17%	0	0%	1	8%	1	8%	2	17%	12	100%	0	10
11	0	0%	1	100%	0	0%	0	0%	0	0%	0	0%	0	0%	0	0%	0	0%	1	100%	0	11
12	2	100%	0	0%	0	0%	0	0%	0	0%	0	0%	0	0%	0	0%	0	0%	2	100%	0	12
13	4	80%	1	20%	0	0%	0	0%	0	0%	0	0%	0	0%	0	0%	0	0%	5	100%	0	13
14	0	0%	0	0%	0	0%	0	0%	0	0%	0	0%	0	0%	0	0%	0	0%	0	0%	0	14
15	1	100%	0	0%	0	0%	0	0%	0	0%	0	0%	0	0%	0	0%	0	0%	1	100%	0	15
16	0	0%	0	0%	0	0%	0	0%	0	0%	0	0%	0	0%	0	0%	0	0%	0	0%	0	16
17	6	32%	12	63%	0	0%	0	0%	0	0%	0	0%	0	0%	1	5%	0	0%	19	100%	0	17
18	13	20%	24	37%	5	8%	2	3%	16	25%	3	5%	2	3%	0	0%	0	0%	65	100%	2	18
19	2	13%	6	40%	0	0%	1	7%	5	33%	0	0%	0	0%	0	0%	1	7%	15	100%	0	19
20	7	37%	5	26%	0	0%	0	0%	6	32%	0	0%	1	5%	0	0%	0	0%	19	100%	0	20
21	12	71%	2	12%	0	0%	0	0%	3	18%	0	0%	0	0%	0	0%	0	0%	17	100%	0	21
22	0	0%	0	0%	0	0%	0	0%	0	0%	0	0%	0	0%	0	0%	0	0%	0	0%	0	22
TOTAL	85	26%	117	35%	21	6%	9	3%	82	25%	8	2%	5	2%	2	1%	3	1%	332	100%	5	TOTAL

¹Courtesy Transfers: Beginning in FY 2008, courtesy transfers were removed from "Total Discharges" and reported separately.

Note: Percentages may not total 100 percent because of rounding.

Table 92:
Colorado State Probation Intensive Programs
Sex Offender Intensive Supervision Probation (SOISP)
Type of Revocation
Fiscal Year 2023

DISTRICT	Revoked: New Felony ¹		Revoked: New Misdemeanor ²		Revoked: Technical ³		Total Revocations ⁴	
	Number	%	Number	%	Number	%	Number	%
1	2	17%	2	17%	8	67%	12	100%
2	2	13%	0	0%	13	87%	15	100%
3	0	0%	0	0%	0	0%	0	0%
4	5	33%	1	7%	9	60%	15	100%
5	1	100%	0	0%	0	0%	1	100%
6	0	0%	0	0%	0	0%	0	0%
7	0	0%	0	0%	0	0%	0	0%
8	2	33%	0	0%	4	67%	6	100%
9	0	0%	0	0%	1	100%	1	100%
10	0	0%	0	0%	2	100%	2	100%
11	0	0%	0	0%	0	0%	0	0%
12	0	0%	0	0%	0	0%	0	0%
13	0	0%	0	0%	0	0%	0	0%
14	0	0%	0	0%	0	0%	0	0%
15	0	0%	0	0%	0	0%	0	0%
16	0	0%	0	0%	0	0%	0	0%
17	0	0%	0	0%	0	0%	0	0%
18	4	25%	0	0%	12	75%	16	100%
19	0	0%	0	0%	5	100%	5	100%
20	0	0%	1	17%	5	83%	6	100%
21	1	33%	0	0%	2	67%	3	100%
22	0	0%	0	0%	0	0%	0	0%
TOTAL	17	21%	4	5%	61	74%	82	100%

¹**New Felony:** Includes revocations for a new felony offense committed while on probation supervision.

²**New Misdemeanor:** Includes revocations for a new misdemeanor offense committed while on probation supervision.

³**Technical:** Includes revocations for technical probation supervision violations (e.g. drug use, non-compliance) with probation terms and conditions.

⁴**Total Revocations:** Total includes all felony, misdemeanor, and technical violations resulting in a revocation from probation.

Note: Percentages may not total 100 percent because of rounding.

A vibrant rainbow arches across a cloudy sky, with green trees in the foreground. The rainbow is the central focus, with its colors clearly visible. The sky is a mix of grey and white clouds, and the trees are lush green. The text is centered over the rainbow.

Juvenile Intensive Supervision Probation (JISP)

Juvenile Intensive Supervision Probation (JISP)

The Juvenile Intensive Supervision Probation (JISP) Program was implemented in FY 1991 as a community sentencing option for high-risk juvenile offenders. As a result of its effectiveness, the General Assembly approved expansion of the program enough to allow its existence in all 22 judicial districts. The program is designed to deliver intensive case management to include monitoring of school progress, referral for remedial educational assistance, home visits, electronic monitoring, drug testing, skill building, and treatment services, as required. In FY 2023 there were 52 juveniles placed into JISP and on June 30, 2023, there were 123 juveniles on JISP. In FY 2023, 18 juveniles successfully completed the program who might otherwise have served sentences in the Division of Youth Services. Additionally, 9 juveniles successfully completed JISP and were transitioned to regular probation for the remainder of their sentence.

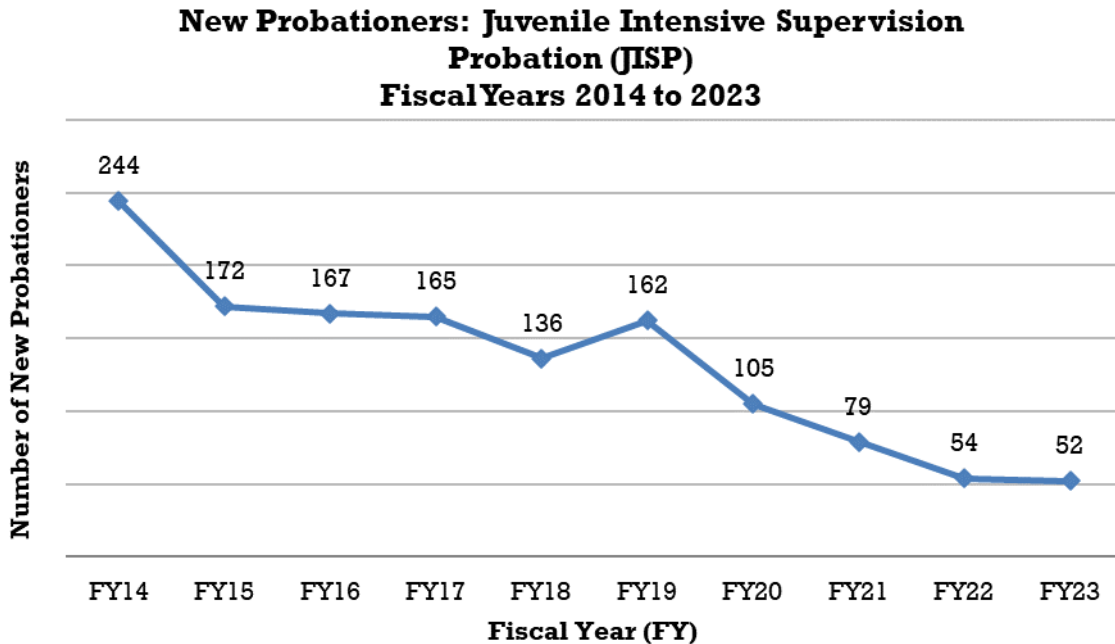


Table 93:
Colorado State Probation Intensive Programs
Juvenile Intensive Supervision Probation (JISP)
New Clients by Order Type
Fiscal Year 2023

DISTRICT	Direct Sentence		Transfer from Regular Probation		Change of Venue		Interstate Transfer to Colorado		Total New Clients	
	Number	%	Number	%	Number	%	Number	%	Number	%
1	6	60%	4	40%	0	0%	0	0%	10	100%
2J	19	86%	3	14%	0	0%	0	0%	22	100%
3	0	0%	0	0%	0	0%	0	0%	0	0%
4	3	100%	0	0%	0	0%	0	0%	3	100%
5	0	0%	0	0%	0	0%	0	0%	0	0%
6	0	0%	0	0%	0	0%	0	0%	0	0%
7	0	0%	0	0%	0	0%	0	0%	0	0%
8	0	0%	0	0%	0	0%	0	0%	0	0%
9	0	0%	0	0%	0	0%	0	0%	0	0%
10	0	0%	0	0%	0	0%	0	0%	0	0%
11	0	0%	0	0%	0	0%	0	0%	0	0%
12	0	0%	0	0%	0	0%	0	0%	0	0%
13	0	0%	0	0%	0	0%	0	0%	0	0%
14	0	0%	0	0%	0	0%	0	0%	0	0%
15	0	0%	0	0%	0	0%	0	0%	0	0%
16	0	0%	0	0%	0	0%	0	0%	0	0%
17	6	75%	2	25%	0	0%	0	0%	8	100%
18	3	60%	2	40%	0	0%	0	0%	5	100%
19	3	75%	1	25%	0	0%	0	0%	4	100%
20	0	0%	0	0%	0	0%	0	0%	0	0%
21	0	0%	0	0%	0	0%	0	0%	0	0%
22	0	0%	0	0%	0	0%	0	0%	0	0%
TOTAL	40	77%	12	23%	0	0%	0	0%	52	100%

Note: Percentages may not total 100 percent because of rounding.

Table 94:
Colorado State Probation Intensive Programs
Juvenile Intensive Supervision Probation (JISP)
Successful/Unsuccessful Terminations
Fiscal Year 2023

Successful Program Completion Transfer to Regular Probation ¹	SUCCESSFUL TERMINATIONS ²		UNSUCCESSFUL TERMINATIONS ³				TOTAL TERMINATIONS ⁴		
	Successful (no longer on Probation)		Revoked		Absconded		TOTAL TERMINATIONS ⁴		
	TYPE:	Number	%	Number	%	Number	%	Number	%
Number	DISTRICT	Number	%	Number	%	Number	%	Number	%
2	1	1	25%	3	75%	0	0%	4	100%
2	2J	11	58%	8	42%	0	0%	19	100%
0	3	0	0%	0	0%	0	0%	0	0%
0	4	1	33%	1	33%	1	33%	3	100%
0	5	0	0%	0	0%	0	0%	0	0%
0	6	0	0%	0	0%	0	0%	0	0%
0	7	0	0%	0	0%	0	0%	0	0%
0	8	0	0%	0	0%	0	0%	0	0%
0	9	0	0%	0	0%	0	0%	0	0%
0	10	0	0%	0	0%	0	0%	0	0%
0	11	0	0%	0	0%	0	0%	0	0%
0	12	1	100%	0	0%	0	0%	1	100%
0	13	0	0%	0	0%	0	0%	0	0%
0	14	0	0%	0	0%	0	0%	0	0%
0	15	0	0%	0	0%	0	0%	0	0%
0	16	0	0%	0	0%	0	0%	0	0%
2	17	1	17%	4	67%	1	17%	6	100%
2	18	3	25%	7	58%	2	17%	12	100%
1	19	0	0%	0	0%	0	0%	0	0%
0	20	0	0%	0	0%	0	0%	0	0%
0	21	0	0%	0	0%	0	0%	0	0%
0	22	0	0%	0	0%	0	0%	0	0%
9	STATE	18	40%	23	51%	4	9%	45	100%

¹**Successful Program Completion Transfer to Regular Probation:** In FY2018 those transferring to regular probation have been removed from the Successful Termination and reported separately. In previous annual reports they were combined. To see a complete list of all Intensive program transitions to regular probation see the Intensive Summary Table 97.

²**Successful Terminations:** This column includes those probationers that have terminated from probation while on JISP and are no longer on probation.

³**Unsuccessful Terminations:** This column includes JISP probationers who were revoked or absconded. A revocation is defined as a termination from JISP for a technical violation, new misdemeanor, or new felony offense. Absconded refers to probationers who become fugitives and are no longer compliant with probation supervision.

⁴**Total Terminations:** This table includes: revocations, absconders and successful terminations from probation supervision.

Additional types of JISP discharges are included in Table 95.

Note: Percentages may not total 100 percent because of rounding.

**Table 95:
Colorado State Probation Intensive Programs
Juvenile Intensive Supervision Probation (JISP)
Discharges
Fiscal Year 2023**

DISTRICT	Successful: Transfer to Regular Probation		Successful: Completed Program no longer on Probation		Absconded		Re-Sentenced to Community Corrections		Revoked		Deported		Death		Administrative Closure		Transfer to Another Specialized Program		Total Discharges		Change of Venue ¹	
	#	%	#	%	#	%	#	%	#	%	#	%	#	%	#	%	#	%	#	%	#	DISTRICT
1	2	33%	1	17%	0	0%	0	0%	3	50%	0	0%	0	0%	0	0%	0	0%	6	100%	2	1
2J	2	9%	11	48%	0	0%	1	4%	8	35%	0	0%	1	4%	0	0%	0	0%	23	100%	11	2J
3	0	0%	0	0%	0	0%	0	0%	0	0%	0	0%	0	0%	0	0%	0	0%	0	0%	0	3
4	0	0%	1	33%	1	33%	0	0%	1	33%	0	0%	0	0%	0	0%	0	0%	3	100%	0	4
5	0	0%	0	0%	0	0%	0	0%	0	0%	0	0%	0	0%	0	0%	0	0%	0	0%	0	5
6	0	0%	0	0%	0	0%	0	0%	0	0%	0	0%	0	0%	0	0%	0	0%	0	0%	0	6
7	0	0%	0	0%	0	0%	0	0%	0	0%	0	0%	0	0%	0	0%	0	0%	0	0%	0	7
8	0	0%	0	0%	0	0%	0	0%	0	0%	0	0%	0	0%	0	0%	0	0%	0	0%	0	8
9	0	0%	0	0%	0	0%	0	0%	0	0%	0	0%	0	0%	0	0%	0	0%	0	0%	0	9
10	0	0%	0	0%	0	0%	0	0%	0	0%	0	0%	0	0%	0	0%	0	0%	0	0%	0	10
11	0	0%	0	0%	0	0%	0	0%	0	0%	0	0%	0	0%	0	0%	0	0%	0	0%	0	11
12	0	0%	1	100%	0	0%	0	0%	0	0%	0	0%	0	0%	0	0%	0	0%	1	100%	0	12
13	0	0%	0	0%	0	0%	0	0%	0	0%	0	0%	0	0%	0	0%	0	0%	0	0%	0	13
14	0	0%	0	0%	0	0%	0	0%	0	0%	0	0%	0	0%	0	0%	0	0%	0	0%	0	14
15	0	0%	0	0%	0	0%	0	0%	0	0%	0	0%	0	0%	0	0%	0	0%	0	0%	0	15
16	0	0%	0	0%	0	0%	0	0%	0	0%	0	0%	0	0%	0	0%	0	0%	0	0%	0	16
17	2	25%	1	13%	1	13%	0	0%	4	50%	0	0%	0	0%	0	0%	0	0%	8	100%	5	17
18	2	14%	3	21%	2	14%	0	0%	7	50%	0	0%	0	0%	0	0%	0	0%	14	100%	0	18
19	1	100%	0	0%	0	0%	0	0%	0	0%	0	0%	0	0%	0	0%	0	0%	1	100%	0	19
20	0	0%	0	0%	0	0%	0	0%	0	0%	0	0%	0	0%	0	0%	0	0%	0	0%	0	20
21	0	0%	0	0%	0	0%	0	0%	0	0%	0	0%	0	0%	0	0%	0	0%	0	0%	0	21
22	0	0%	0	0%	0	0%	0	0%	0	0%	0	0%	0	0%	0	0%	0	0%	0	0%	0	22
TOTAL	9	16%	18	32%	4	7%	1	2%	23	41%	0	0%	1	2%	0	0%	0	0%	56	100%	18	TOTAL

¹**Change of Venue:** Beginning in FY 2008 change of venue cases were removed from "Total Discharges" as they are accounted for within the existing closure categories. These numbers are reported separately to track the number of change of venue cases between courts and probation.

Note: Percentages may not total 100 percent because of rounding.

Table 96:
Colorado State Probation Intensive Programs
Juvenile Intensive Supervision Probation (JISP)
Type of Revocation
Fiscal Year 2023

DISTRICT	Revoked: New Felony ¹		Revoked: New Misdemeanor ²		Revoked: Technical ³		Total Revocations ⁴	
	Number	%	Number	%	Number	%	Number	%
1	0	0%	0	0%	3	100%	3	100%
2J	3	38%	3	38%	2	25%	8	100%
3	0	0%	0	0%	0	0%	0	0%
4	1	100%	0	0%	0	0%	1	100%
5	0	0%	0	0%	0	0%	0	0%
6	0	0%	0	0%	0	0%	0	0%
7	0	0%	0	0%	0	0%	0	0%
8	0	0%	0	0%	0	0%	0	0%
9	0	0%	0	0%	0	0%	0	0%
10	0	0%	0	0%	0	0%	0	0%
11	0	0%	0	0%	0	0%	0	0%
12	0	0%	0	0%	0	0%	0	0%
13	0	0%	0	0%	0	0%	0	0%
14	0	0%	0	0%	0	0%	0	0%
15	0	0%	0	0%	0	0%	0	0%
16	0	0%	0	0%	0	0%	0	0%
17	2	50%	0	0%	2	50%	4	100%
18	3	43%	1	14%	3	43%	7	100%
19	0	0%	0	0%	0	0%	0	0%
20	0	0%	0	0%	0	0%	0	0%
21	0	0%	0	0%	0	0%	0	0%
22	0	0%	0	0%	0	0%	0	0%
TOTAL	9	39%	4	17%	10	43%	23	100%

¹**New Felony:** Includes revocations for a new felony offense committed while on probation supervision.

²**New Misdemeanor:** Includes revocations for a new misdemeanor offense committed while on probation supervision.

³**Technical:** Includes revocations for technical probation supervision violations (e.g. drug use, non-compliance).

⁴**Total Revocations:** Total includes all felony, misdemeanor, and technical violations resulting in a revocation from probation.

Note: Percentages may not total 100 percent because of rounding.

A vibrant rainbow arches across a cloudy sky, framed by green trees in the foreground. The rainbow is the central focus, with its colors clearly visible. The sky is filled with soft, grey clouds, and the trees are lush and green, with some yellow flowers visible on the right side.

Intensive Programs Summary

**Table 97:
Colorado State Probation
Intensive Program Completion Transferred to Regular Probation
Fiscal Year 2023**

DISTRICT	LS-Adult Intensive Supervision Probation (LSIP) ¹		CC-Adult Intensive Supervision Probation (CCIP) ²		Sex Offender Intensive Supervision Probation (SOISP)		Juvenile Intensive Supervision Probation (JISP)		TOTAL TRANSFERS TO REGULAR PROBATION	
	Number	%	Number	%	Number	%	Number	%	Number	%
1	8	32%	13	52%	2	8%	2	8%	25	100%
2A ³	0	0%	26	70%	11	30%			37	100%
2J ⁴							2	100%	2	100%
3	0	0%	0	0%	0	0%	0	0%	0	0%
4	34	33%	51	50%	18	17%	0	0%	103	100%
5	3	75%	0	0%	1	25%	0	0%	4	100%
6	0	0%	0	0%	0	0%	0	0%	0	0%
7	0	0%	1	100%	0	0%	0	0%	1	100%
8	2	8%	16	67%	6	25%	0	0%	24	100%
9	0	0%	0	0%	0	0%	0	0%	0	0%
10	6	75%	2	25%	0	0%	0	0%	8	100%
11	0	0%	0	0%	0	0%	0	0%	0	0%
12	1	33%	0	0%	2	67%	0	0%	3	100%
13	2	18%	5	45%	4	36%	0	0%	11	100%
14	0	0%	0	0%	0	0%	0	0%	0	0%
15	0	0%	0	0%	1	100%	0	0%	1	100%
16	1	33%	2	67%	0	0%	0	0%	3	100%
17	24	53%	13	29%	6	13%	2	4%	45	100%
18	2	10%	3	15%	13	65%	2	10%	20	100%
19	5	25%	12	60%	2	10%	1	5%	20	100%
20	5	36%	2	14%	7	50%	0	0%	14	100%
21	4	14%	13	45%	12	41%	0	0%	29	100%
22	0	0%	0	0%	0	0%	0	0%	0	0%
TOTAL	97	28%	159	45%	85	24%	9	3%	350	100%

¹**LS-Adult Intensive Supervision Probation (LSIP):** The AISP program was modified and renamed in 2013, following the passage of HB13-250. LSIP targets the higher risk/lower needs (absence of substance dependence and mental health issues) probationers.

²**CC-Adult Intensive Supervision Probation (CCIP):** The CCIP program was developed in FY 2019, with full implementation in FY 2020. CCIP targets the higher risk/higher needs (significant disruptions due to substance abuse, mental health issues, and stability factors) probationers.

³**2A:** Denver Adult Probation. This is the only district that exclusively supervises adult probationers.

⁴**2J:** Denver Juvenile Probation. This is the only district that exclusively supervises juvenile probationers.

Note: Percentages may not total 100 percent because of rounding.

**Table 98:
Colorado State Probation Intensive Programs
Active Client Summary on June 30, 2023
Fiscal Year 2023**

DISTRICT	LS- Adult Intensive Supervision Probation (LSIP) ¹		CC- Adult Intensive Supervision Probation (CCIP) ²		Sex Offender Intensive Supervision Probation (SOISP) ³		Juvenile Intensive Supervision Probation (JISP) ⁴		TOTAL ACTIVE CLIENTS	
	Number	%	Number	%	Number	%	Number	%	Number	%
1	61	15%	193	47%	141	34%	17	4%	412	100%
2A ⁵	1	0%	204	54%	170	45%			375	100%
2J ⁶							34	100%	34	100%
3	0	0%	0	0%	1	100%	0	0%	1	100%
4	80	12%	251	37%	327	48%	17	3%	675	100%
5	15	29%	18	35%	19	37%	0	0%	52	100%
6	0	0%	0	0%	11	100%	0	0%	11	100%
7	0	0%	6	43%	8	57%	0	0%	14	100%
8	52	14%	164	45%	151	41%	0	0%	367	100%
9	0	0%	0	0%	21	100%	0	0%	21	100%
10	33	33%	19	19%	47	47%	0	0%	99	100%
11	7	23%	0	0%	23	77%	0	0%	30	100%
12	0	0%	0	0%	1	100%	0	0%	1	100%
13	11	19%	24	41%	24	41%	0	0%	59	100%
14	1	10%	4	40%	5	50%	0	0%	10	100%
15	1	10%	1	10%	8	80%	0	0%	10	100%
16	5	20%	13	52%	7	28%	0	0%	25	100%
17	105	23%	189	41%	152	33%	11	2%	457	100%
18	78	16%	96	20%	284	58%	32	7%	490	100%
19	89	28%	123	38%	102	32%	9	3%	323	100%
20	21	17%	17	13%	86	68%	2	2%	126	100%
21	21	19%	35	32%	54	49%	1	1%	111	100%
22	2	10%	3	14%	16	76%	0	0%	21	100%
TOTAL	583	16%	1,360	37%	1,658	45%	123	3%	3,724	100%

¹**LS-Adult Intensive Supervision Probation (LSIP):** The AISP program was modified and renamed in 2013, following the passage of HB13-250. LSIP targets the higher risk/lower needs (absence of substance dependence and mental health issues) probationers.

²**CC-Adult Intensive Supervision Probation (CCIP):** The CCIP program was developed in FY 2019, with full implementation in FY 2020. CCIP targets the higher risk/higher needs (significant disruptions due to substance abuse, mental health issues, and stability factors) probationers.

³**Sex Offender Intensive Supervision Probation:** The Non-SOISP sex offender population is included in the Regular Adult Probation Tables.

⁴**Juvenile Intensive Supervision Probation:** This number may include juveniles who have committed sexual offenses that have been sentenced to JISP.

⁵**2A:** Denver Adult Probation. This is the only district that exclusively supervises adult probationers.

⁶**2J:** Denver Juvenile Probation. This is the only district that exclusively supervises juvenile probationers.

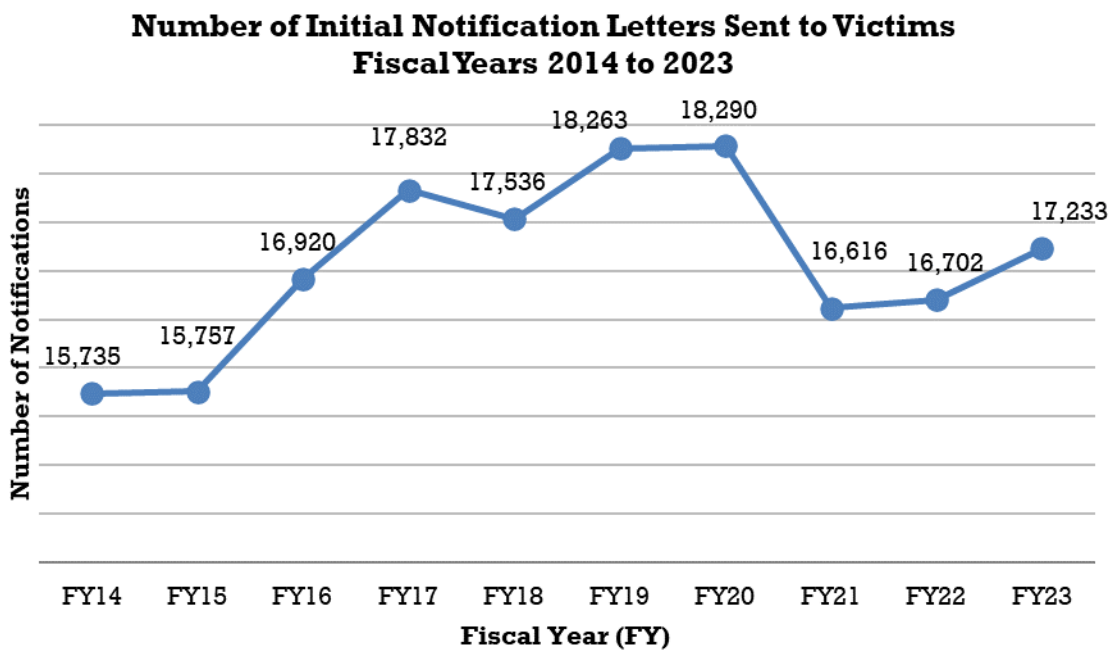
Note: Percentages may not total 100 percent because of rounding.

A vibrant rainbow arches across a cloudy sky, with green trees in the foreground. The rainbow is the central focus, displaying a full spectrum of colors from red to violet. The sky is filled with soft, grey clouds, and the trees are lush and green, with some yellow flowers visible on the right side.

Victim Services

Victim Services

In FY 1993 Colorado's General Assembly enacted victims' rights legislation for victims of personal crimes. In 1996, the Victims' Rights Act was amended to require Colorado Probation departments to provide victim services. Each of the state's 23 probation departments provides services to eligible victims, who request to be notified, of critical events. In addition to providing referrals and general assistance, in FY 2023 Probation Victim Services Officers sent letters to 17,233 victims of crime informing them of their right to receive notification. Of these victims, 21% (3,590) requested receipt of the statutorily required notification. In FY 2023, there were a total of 25,774 critical probation notification events that occurred.



**Table 99:
Colorado Probation
Summary of Victim Services¹
Fiscal Year 2019 to Fiscal Year 2023**

	FY 2019	FY 2020	FY 2021	FY 2022	FY 2023
VICTIM SERVICES²					
Initial Notifications Sent	18,263	18,290	16,616	16,702	17,233
Notification Requests Returned	3,955	3,534	3,749	3,799	3,590
Percent of Victims Requesting Notification	22%	19%	23%	23%	21%
VICTIM NOTIFICATION OF CRITICAL PROBATION EVENTS³					
Date of Probation Termination	2,605	2,833	2,993	3,245	3,491
Early Termination Requests	497	520	595	671	694
Probation Revocation Hearing/Disposition	7,987	7,635	9,173	9,920	10,032
Probation Violation Increase in Supervision (DV only)	663	808	689	544	874
Modification of Probation Sentence/Supervision	766	954	893	976	955
Change of Venue/Transfer of Jurisdiction	1,247	1,493	1,330	1,949	1,977
Abscond/Warrant	2,099	5,392	5,999	7,364	7,681
Death of a Probationer	32	82	62	83	70
TOTAL NOTIFICATIONS	15,896	19,717	21,734	24,752	25,774

¹**Summary of Colorado Probation Victim Services:** Beginning in FY 2008 the information included in this chart reflects only activities that are statutorily required. In previous years additional courtesy notification events were reported; these were "Change of Probation Officer and Supervision Location" and "Hearing Other than Revocation". Prior to FY 2007 the VRA stated that probation had to notify victims of domestic violence of "any violation of probation". In the 2006 legislative session, this requirement was repealed and the following provision for notification was enacted: "concerning domestic violence cases, any conduct by the probationer that results in an increase in supervision level by the probation department". In FY 2016 the probation departments began coding this critical stage in "Probation Violation Increase in Supervision (DV only)".

²**VICTIM SERVICES:** These notifications are done by state probation and private probation providers.

³**VICTIM NOTIFICATION OF CRITICAL PROBATION EVENTS:** These numbers include all of the statutorily (§24-4.1-303 (13.5) (a) C.R.S) required notifications of the critical stages of probation supervision. These notifications are done by state probation and private probation providers.

**Table 100:
Colorado Probation
Victims Services
Notifications for Fiscal Year 2023**

District	Initial Notification Sent ¹	Notification Requests Returned	Percent of Victims Requesting Notification
1	1,943	380	20%
2A	1,439	543	38%
2J	128	9	7%
3	63	7	11%
4	2,511	589	23%
5	600	64	11%
6	251	1	0%
7	588	72	12%
8	1,169	289	25%
9	449	21	5%
10	812	94	12%
11	345	39	11%
12	290	8	3%
13	506	58	11%
14	292	11	4%
15	94	3	3%
16	138	10	7%
17	1,934	336	17%
18	1,332	526	39%
19 ²	130	155	119%
20	1,680	302	18%
21 ²	392	56	14%
22	147	17	12%
STATE	17,233	3,590	21%

¹ **Initial Notification Sent:** Initial notification may be done by state probation or private probation. In some circumstances initial notification may be done in conjunction with the District Attorney's Office and may not be captured in this table.

² **19th and 21st Judicial District:** These districts confirmed the initial notifications were sent by the District Attorney's Office.

**Table 101:
Colorado Probation
Victim Services¹**

Notification of Critical Probation Events² Fiscal Year 2023

District	Date of Probation Termination	Early Termination Requests	Probation Revocation Hearing/ Disposition	Probation Violation Increase in Supervision (DV only)	Modification of Probation Sentence/ Supervision	Change of Venue/Transfer of Jurisdiction	Abscond/ Warrant	Death of a Probationer	TOTAL NOTIFICATIONS
1	463	34	1,121	37	74	83	460	8	2,280
2A	266	59	1,814	38	94	116	1,291	7	3,685
2J	6	2	10	1	1	15	7	1	43
3	9	1	6	1	1	33	22	1	74
4	539	39	153	222	224	105	1,358	1	2,641
5	35	29	277	92	6	65	87	1	592
6	32	16	31	1	1	28	22	3	134
7	80	28	278	6	15	63	94	3	567
8	343	82	1,516	24	68	109	339	5	2,486
9	24	3	21	7	3	14	7	1	80
10	81	29	159	108	31	222	568	4	1,202
11	62	24	385	3	12	42	218	1	747
12	10	1	50	4	1	14	14	1	95
13	50	5	143	1	3	36	67	1	306
14	26	6	17	4	2	12	11	1	79
15	10	1	5	2	1	18	5	1	43
16	15	1	17	2	2	11	13	1	62
17	366	15	917	12	89	70	580	4	2,053
18	455	80	1,484	2	85	82	834	12	3,034
19	243	67	731	58	82	301	802	4	2,288
20	250	108	296	199	104	483	360	3	1,803
21	111	60	540	30	53	51	490	5	1,340
22	15	4	61	20	3	4	32	1	140
STATE	3,491	694	10,032	874	955	1,977	7,681	70	25,774

¹**Summary of Colorado Probation Victim Services:** Beginning in FY 2008 the information included in this chart reflects only activities that are statutorily required. In previous years additional courtesy notification events were reported; these were "Change of Probation Officer and Supervision Location" and "Hearing Other than Revocation". Prior to FY 2007 the VRA stated that probation had to notify victims of domestic violence of "any violation of probation". In the 2006 legislative session, this requirement was repealed and the following provision for notification was enacted: "concerning domestic violence cases, any conduct by the probationer that results in an increase in supervision level by the probation department". In FY 2016 the probation departments began coding this critical stage in "Probation Violation Increase in Supervision (DV only)".

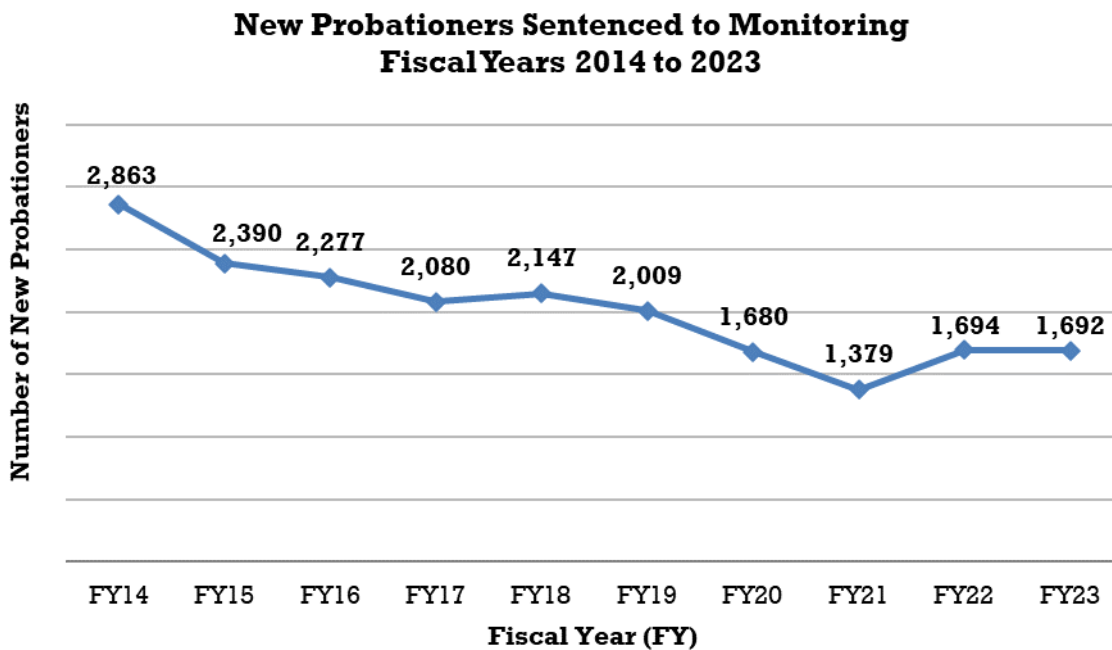
²**Victim Notification of Critical Probation Events:** These numbers include all of the statutorily (§24-4.1-303 (13.5) (a) C.R.S) required notifications of the critical stages of probation supervision. These notifications are done by state probation and private probation providers.

A vibrant rainbow arches across a cloudy sky, with green trees in the foreground. The rainbow is the central focus, with its colors clearly visible. The sky is filled with soft, grey clouds, and the trees are lush and green, with some yellow flowers visible on the right side.

Alcohol and Drug Driving Safety Program (ADDS)

Alcohol and Drug Driving Safety Program (ADDS)

In FY 2007 the Alcohol and Drug Driving Safety (ADDS) Program was fully integrated within each probation department. The ADDS program conducts alcohol/drug evaluations and makes treatment recommendations for offenders convicted of driving under the influence of, or impaired by, drugs or alcohol. In FY 2023 the program completed 15,246 DUI/DWAI Evaluations for Colorado’s district and county courts, excluding Denver County. In FY 2023 there were 1,692 offenders sentenced to monitoring. On June 30, 2023, there were 3,063 DUI/DWAI offenders being monitored by State Probation. In FY 2023 state probation successfully terminated 1,107 (85%) DUI monitored offenders. Other DUI/DWAI offenders who were sentenced to regular probation supervision are included in the Adult Probation section but are not separately identified.



**Table 102:
Colorado State Probation
Alcohol and Drug Driving Safety Program (ADDS)
New State DUI/DWAI Monitored Clients
Fiscal Year 2023**

DISTRICT	Monitoring Sentence (Alcohol Evaluation completed pre- sentence)		Monitoring Sentence (Alcohol Evaluation completed post- sentence)		Monitoring Sentence Revoked and Reinstated ²		Monitoring Deferred Sentence		TOTAL Monitoring	
	Number	%	Number	%	Number	%	Number	%	Number	%
1	0	0%	0	0%	0	0%	0	0%	0	0%
2 ¹	0	0%	0	0%	0	0%	0	0%	0	0%
3	7	39%	0	0%	0	0%	11	61%	18	100%
4	0	0%	6	100%	0	0%	0	0%	6	100%
5	3	1%	440	98%	6	1%	0	0%	449	100%
6	0	0%	96	27%	0	0%	257	73%	353	100%
7	2	1%	136	91%	8	5%	3	2%	149	100%
8	0	0%	0	0%	0	0%	0	0%	0	0%
9	12	5%	242	92%	4	2%	6	2%	264	100%
10	0	0%	0	0%	0	0%	0	0%	0	0%
11	0	0%	0	0%	1	100%	0	0%	1	100%
12	0	0%	0	0%	0	0%	0	0%	0	0%
13	0	0%	0	0%	0	0%	2	100%	2	100%
14	108	61%	63	35%	1	1%	6	3%	178	100%
15	0	0%	40	100%	0	0%	0	0%	40	100%
16	2	17%	1	8%	0	0%	9	75%	12	100%
17	0	0%	0	0%	1	100%	0	0%	1	100%
18	0	0%	0	0%	0	0%	0	0%	0	0%
19	0	0%	0	0%	1	100%	0	0%	1	100%
20	0	0%	0	0%	0	0%	0	0%	0	0%
21	13	6%	192	93%	2	1%	0	0%	207	100%
22	1	9%	0	0%	1	9%	9	82%	11	100%
STATE	148	9%	1,216	72%	25	1%	303	18%	1,692	100%

¹2: In the 2nd Judicial District, DUI/DWAI cases may be filed in Denver County Court or District Court. Denver County Court filings are not included in the State Court system. Denver District Court probation sentences will be included in this annual report.

²Monitoring Sentence Revoked and Reinstated: This data represents those probationers who were administratively terminated previously (i.e. absconded) and now have been revoked and re-sentenced to monitoring.

Note: Percentages may not total 100 percent because of rounding.

**Table 103:
Colorado State Probation
Alcohol and Drug Driving Safety Program (ADDS)
New State DUI/DWAI Monitored Clients by Gender
Fiscal Year 2023**

TYPE: DISTRICT	Female		Male		Unknown		TOTAL NEW CLIENTS	
	Number	%	Number	%	Number	%	Number	%
1	0	0%	0	0%	0	0%	0	0%
2 ¹	0	0%	0	0%	0	0%	0	0%
3	6	33%	12	67%	0	0%	18	100%
4	1	17%	5	83%	0	0%	6	100%
5	101	22%	348	78%	0	0%	449	100%
6	111	31%	240	68%	2	1%	353	100%
7	36	24%	113	76%	0	0%	149	100%
8	0	0%	0	0%	0	0%	0	0%
9	58	22%	206	78%	0	0%	264	100%
10	0	0%	0	0%	0	0%	0	0%
11	0	0%	1	100%	0	0%	1	100%
12	0	0%	0	0%	0	0%	0	0%
13	0	0%	2	100%	0	0%	2	100%
14	48	27%	130	73%	0	0%	178	100%
15	9	23%	31	78%	0	0%	40	100%
16	1	8%	11	92%	0	0%	12	100%
17	0	0%	1	100%	0	0%	1	100%
18	0	0%	0	0%	0	0%	0	0%
19	0	0%	1	100%	0	0%	1	100%
20	0	0%	0	0%	0	0%	0	0%
21	76	37%	131	63%	0	0%	207	100%
22	1	9%	10	91%	0	0%	11	100%
STATE	448	26%	1,242	73%	2	0%	1,692	100%

¹2: In the 2nd Judicial District, DUI/DWAI cases may be filed in Denver County Court or District Court. Denver County Court filings are not included in the State Court system. Denver District Court probation sentences will be included in this annual report.

Note: Percentages may not total 100 percent because of rounding.

Table 104:
Colorado State Probation
Alcohol and Drug Driving Safety Program (ADDS)
New State DUI/DWAI Monitored Clients by Ethnic Group¹
Fiscal Year 2023

TYPE: DISTRICT	Caucasian		African American		Asian		Hispanic		Native American		Other		TOTAL NEW CLIENTS	
	Number	%	Number	%	Number	%	Number	%	Number	%	Number	%	Number	%
1	0	0%	0	0%	0	0%	0	0%	0	0%	0	0%	0	0%
2 ²	0	0%	0	0%	0	0%	0	0%	0	0%	0	0%	0	0%
3	15	83%	0	0%	0	0%	2	11%	1	6%	0	0%	18	100%
4	2	33%	1	17%	0	0%	2	33%	0	0%	1	17%	6	100%
5	363	81%	6	1%	6	1%	64	14%	1	0%	9	2%	449	100%
6	241	68%	2	1%	4	1%	39	11%	59	17%	8	2%	353	100%
7	119	80%	3	2%	1	1%	22	15%	2	1%	2	1%	149	100%
8	0	0%	0	0%	0	0%	0	0%	0	0%	0	0%	0	0%
9	209	79%	4	2%	0	0%	46	17%	1	0%	4	2%	264	100%
10	0	0%	0	0%	0	0%	0	0%	0	0%	0	0%	0	0%
11	1	100%	0	0%	0	0%	0	0%	0	0%	0	0%	1	100%
12	0	0%	0	0%	0	0%	0	0%	0	0%	0	0%	0	0%
13	2	100%	0	0%	0	0%	0	0%	0	0%	0	0%	2	100%
14	159	89%	3	2%	0	0%	13	7%	1	1%	2	1%	178	100%
15	31	78%	4	10%	0	0%	4	10%	0	0%	1	3%	40	100%
16	6	50%	1	8%	0	0%	5	42%	0	0%	0	0%	12	100%
17	0	0%	0	0%	0	0%	1	100%	0	0%	0	0%	1	100%
18	0	0%	0	0%	0	0%	0	0%	0	0%	0	0%	0	0%
19	0	0%	0	0%	0	0%	1	100%	0	0%	0	0%	1	100%
20	0	0%	0	0%	0	0%	0	0%	0	0%	0	0%	0	0%
21	184	89%	2	1%	1	0%	18	9%	1	0%	1	0%	207	100%
22	5	45%	0	0%	0	0%	2	18%	4	36%	0	0%	11	100%
STATE	1,337	79%	26	2%	12	1%	219	13%	70	4%	28	2%	1,692	100%

¹ **Ethnic Group:** Demographic information is received through electronic transfer or paper filings from Law Enforcement and/or the District Attorney. Judicial's case management system currently blends race and ethnicity fields.

²: In the 2nd Judicial District, DUI/DWAI cases may be filed in Denver County Court or District Court. Denver County Court filings are not included in the State Court system. Denver District Court probation sentences will be included in this annual report.

Note: Percentages may not total 100 percent because of rounding.

**Table 105:
Colorado State Probation
Alochol and Drug Driving Safety Program (ADDS)
New State DUI/DWAI Monitored Clients by Age
Fiscal Year 2023**

TYPE: DISTRICT	0-17 Years		18-20 Years		21-24 Years		25-32 Years		33-39 Years		40 and above		Unknown		TOTAL NEW CLIENTS	
	Number	%	Number	%	Number	%	Number	%	Number	%	Number	%	Number	%	Number	%
1	0	0%	0	0%	0	0%	0	0%	0	0%	0	0%	0	0%	0	0%
2 ¹	0	0%	0	0%	0	0%	0	0%	0	0%	0	0%	0	0%	0	0%
3	1	6%	3	17%	2	11%	4	22%	2	11%	6	33%	0	0%	18	100%
4	0	0%	0	0%	2	33%	1	17%	1	17%	2	33%	0	0%	6	100%
5	4	1%	16	4%	77	17%	180	40%	80	18%	92	20%	0	0%	449	100%
6	1	0%	27	8%	75	21%	110	31%	58	16%	82	23%	0	0%	353	100%
7	2	1%	14	9%	22	15%	47	32%	26	17%	38	26%	0	0%	149	100%
8	0	0%	0	0%	0	0%	0	0%	0	0%	0	0%	0	0%	0	0%
9	2	1%	24	9%	38	14%	88	33%	50	19%	62	23%	0	0%	264	100%
10	0	0%	0	0%	0	0%	0	0%	0	0%	0	0%	0	0%	0	0%
11	0	0%	0	0%	0	0%	0	0%	1	100%	0	0%	0	0%	1	100%
12	0	0%	0	0%	0	0%	0	0%	0	0%	0	0%	0	0%	0	0%
13	0	0%	0	0%	0	0%	1	50%	1	50%	0	0%	0	0%	2	100%
14	1	1%	9	5%	22	12%	75	42%	23	13%	48	27%	0	0%	178	100%
15	0	0%	5	13%	10	25%	11	28%	8	20%	6	15%	0	0%	40	100%
16	0	0%	1	8%	2	17%	4	33%	2	17%	3	25%	0	0%	12	100%
17	0	0%	0	0%	0	0%	0	0%	0	0%	1	100%	0	0%	1	100%
18	0	0%	0	0%	0	0%	0	0%	0	0%	0	0%	0	0%	0	0%
19	0	0%	0	0%	0	0%	0	0%	0	0%	1	100%	0	0%	1	100%
20	0	0%	0	0%	0	0%	0	0%	0	0%	0	0%	0	0%	0	0%
21	2	1%	21	10%	44	21%	53	26%	28	14%	59	29%	0	0%	207	100%
22	0	0%	0	0%	0	0%	7	64%	0	0%	4	36%	0	0%	11	100%
STATE	13	1%	120	7%	294	17%	581	34%	280	17%	404	24%	0	0%	1,692	100%

¹ 2: In the 2nd Judicial District, DUI/DWAI cases may be filed in Denver County Court or District Court. Denver County Court filings are not included in the State Court system. Denver District Court probation sentences will be included in this annual report.

Note: Percentages may not total 100 percent because of rounding.

**Table 106:
Colorado State Probation
Alcohol and Drug Driving Safety Program (ADDS)
State DUI/DWAI Monitored Clients
Successful/Unsuccessful Terminations
Fiscal Year 2023**

TYPE:	SUCCESSFUL TERMINATIONS ²		UNSUCCESSFUL TERMINATIONS ³				TOTAL TERMINATIONS ⁴	
	Successful		Revocation		Absconded		TOTAL TERMINATIONS ⁴	
DISTRICT	Number	%	Number	%	Number	%	Number	%
1	0	0%	0	0%	0	0%	0	0%
2 ¹	0	0%	0	0%	0	0%	0	0%
3	18	90%	0	0%	2	10%	20	100%
4	0	0%	0	0%	0	0%	0	0%
5	290	87%	1	0%	41	12%	332	100%
6	126	74%	12	7%	33	19%	171	100%
7	154	87%	6	3%	17	10%	177	100%
8	0	0%	0	0%	0	0%	0	0%
9	232	83%	8	3%	40	14%	280	100%
10	0	0%	0	0%	0	0%	0	0%
11	0	0%	0	0%	0	0%	0	0%
12	0	0%	0	0%	0	0%	0	0%
13	0	0%	0	0%	0	0%	0	0%
14	86	96%	1	1%	3	3%	90	100%
15	20	87%	1	4%	2	9%	23	100%
16	6	67%	0	0%	3	33%	9	100%
17	1	100%	0	0%	0	0%	1	100%
18	1	100%	0	0%	0	0%	1	100%
19	0	0%	0	0%	0	0%	0	0%
20	0	0%	0	0%	0	0%	0	0%
21	169	88%	0	0%	24	12%	193	100%
22	4	100%	0	0%	0	0%	4	100%
STATE	1,107	85%	29	2%	165	13%	1,301	100%

¹ 2: In the 2nd Judicial District, DUI/DWAI cases may be filed in Denver County Court or District Court. Denver County Court filings are not included in the State Court system. Denver District Court probation sentences will be included in this annual report.

² **Successful Terminations:** This column is exclusively state successful terminations.

³ **Unsuccessful Terminations:** This column includes those probationers who were revoked or absconded. A revocation is defined as a termination from probation supervision for a technical violation, new misdemeanor, or new felony offense. A revocation to Community Corrections is NOT included in this section because these offenders are still under the supervision and jurisdiction of probation. Absconded refers to probationers who became fugitives and are no longer compliant with probation supervision.

⁴ **Total Terminations:** This table includes: successful, revocations and absconder terminations from probation supervision. Additional types of closures are included in Table 107.

Note: Percentages may not total 100 percent because of rounding.

**Table 107:
Colorado State Probation
Alcohol and Drug Driving Safety Program (ADDS)
State DUI/DWAI Monitored Clients Closure Types
Fiscal Year 2023**

TYPE: DISTRICT	Successful		Revocation		Absconded		Deported		Death		Administrative Closure		TOTAL CLOSURES	
	Number	%	Number	%	Number	%	Number	%	Number	%	Number	%	Number	%
1	0	0%	0	0%	0	0%	0	0%	0	0%	0	0%	0	0%
2 ¹	0	0%	0	0%	0	0%	0	0%	0	0%	0	0%	0	0%
3	18	90%	0	0%	2	10%	0	0%	0	0%	0	0%	20	100%
4	0	0%	0	0%	0	0%	0	0%	0	0%	0	0%	0	0%
5	290	87%	1	0%	41	12%	0	0%	1	0%	1	0%	334	100%
6	126	69%	12	7%	33	18%	0	0%	1	1%	11	6%	183	100%
7	154	86%	6	3%	17	9%	0	0%	2	1%	0	0%	179	100%
8	0	0%	0	0%	0	0%	0	0%	0	0%	0	0%	0	0%
9	232	82%	8	3%	40	14%	0	0%	2	1%	0	0%	282	100%
10	0	0%	0	0%	0	0%	0	0%	0	0%	0	0%	0	0%
11	0	0%	0	0%	0	0%	0	0%	0	0%	0	0%	0	0%
12	0	0%	0	0%	0	0%	0	0%	0	0%	0	0%	0	0%
13	0	0%	0	0%	0	0%	0	0%	0	0%	0	0%	0	0%
14	86	78%	1	1%	3	3%	0	0%	0	0%	20	18%	110	100%
15	20	87%	1	4%	2	9%	0	0%	0	0%	0	0%	23	100%
16	6	67%	0	0%	3	33%	0	0%	0	0%	0	0%	9	100%
17	1	100%	0	0%	0	0%	0	0%	0	0%	0	0%	1	100%
18	1	100%	0	0%	0	0%	0	0%	0	0%	0	0%	1	100%
19	0	0%	0	0%	0	0%	0	0%	0	0%	0	0%	0	0%
20	0	0%	0	0%	0	0%	0	0%	0	0%	0	0%	0	0%
21	169	88%	0	0%	24	12%	0	0%	0	0%	0	0%	193	100%
22	4	100%	0	0%	0	0%	0	0%	0	0%	0	0%	4	100%
STATE	1,107	83%	29	2%	165	12%	0	0%	6	0%	32	2%	1,339	100%

¹ 2: In the 2nd Judicial District, DUI/DWAI cases may be filed in Denver County Court or District Court. Denver County Court filings are not included in the State Court system. Denver District Court probation sentences will be included in this annual report.

Note: Percentages may not total 100 percent because of rounding.

**Table 108:
Colorado State Adult Probation
Alcohol and Drug Driving Safety Program (ADDS)
State DUI/DWAI Monitored Clients
Type of Revocation
Fiscal Year 2023**

TYPE: DISTRICT	New Felony ²		New Misdemeanor ³		Technical ⁴		TOTAL REVOCATIONS ⁵	
	Number	%	Number	%	Number	%	Number	%
1	0	0%	0	0%	0	0%	0	0%
2 ¹	0	0%	0	0%	0	0%	0	0%
3	0	0%	0	0%	0	0%	0	0%
4	0	0%	0	0%	0	0%	0	0%
5	0	0%	0	0%	1	100%	1	100%
6	0	0%	1	8%	11	92%	12	100%
7	0	0%	0	0%	6	100%	6	100%
8	0	0%	0	0%	0	0%	0	0%
9	1	13%	1	13%	6	75%	8	100%
10	0	0%	0	0%	0	0%	0	0%
11	0	0%	0	0%	0	0%	0	0%
12	0	0%	0	0%	0	0%	0	0%
13	0	0%	0	0%	0	0%	0	0%
14	0	0%	0	0%	1	100%	1	100%
15	0	0%	0	0%	1	100%	1	100%
16	0	0%	0	0%	0	0%	0	0%
17	0	0%	0	0%	0	0%	0	0%
18	0	0%	0	0%	0	0%	0	0%
19	0	0%	0	0%	0	0%	0	0%
20	0	0%	0	0%	0	0%	0	0%
21	0	0%	0	0%	0	0%	0	0%
22	0	0%	0	0%	0	0%	0	0%
STATE	1	3%	2	7%	26	90%	29	100%

¹ **2:** In the 2nd Judicial District, DUI/DWAI cases may be filed in Denver County Court or District Court. Denver County Court filings are not included in the State Court system. Denver District Court probation sentences will be included in this annual report.

² **New Felony:** Includes revocations for a new felony offense committed while on monitoring.

³ **New Misdemeanor:** Includes revocations for a new misdemeanor offense committed while on monitoring.

⁴ **Technical:** Includes revocations for technical violations (e.g. failure to complete treatment, failure to complete community service).

⁵ **Total Revocations:** Total includes all felony, misdemeanor, and technical violations resulting in a revocation from monitoring.

Note: Percentages may not total 100 percent because of rounding.

**Table 109:
Colorado State Probation
Alcohol and Drug Driving Safety Program (ADDS)
State DUI/DWAI Monitored Clients
Length of Stay
Fiscal Year 2023**

TYPE:	0-6 months		7-12 months		13-18 months		19-24 months		25-48 months		49+ months		TOTAL CLOSURES	
DISTRICT	Number	%	Number	%	Number	%	Number	%	Number	%	Number	%	Number	%
1	0	0%	0	0%	0	0%	0	0%	0	0%	0	0%	0	0%
2 ¹	0	0%	0	0%	0	0%	0	0%	0	0%	0	0%	0	0%
3	0	0%	15	75%	3	15%	1	5%	1	5%	0	0%	20	100%
4	0	0%	0	0%	0	0%	0	0%	0	0%	0	0%	0	0%
5	60	18%	170	51%	71	21%	15	4%	17	5%	1	0%	334	100%
6	10	5%	45	25%	78	43%	24	13%	26	14%	0	0%	183	100%
7	21	12%	93	52%	31	17%	19	11%	12	7%	3	2%	179	100%
8	0	0%	0	0%	0	0%	0	0%	0	0%	0	0%	0	0%
9	5	2%	131	46%	62	22%	41	15%	37	13%	6	2%	282	100%
10	0	0%	0	0%	0	0%	0	0%	0	0%	0	0%	0	0%
11	0	0%	0	0%	0	0%	0	0%	0	0%	0	0%	0	0%
12	0	0%	0	0%	0	0%	0	0%	0	0%	0	0%	0	0%
13	0	0%	0	0%	0	0%	0	0%	0	0%	0	0%	0	0%
14	7	6%	44	40%	42	38%	7	6%	8	7%	2	2%	110	100%
15	6	26%	7	30%	7	30%	2	9%	1	4%	0	0%	23	100%
16	4	44%	4	44%	1	11%	0	0%	0	0%	0	0%	9	100%
17	0	0%	1	100%	0	0%	0	0%	0	0%	0	0%	1	100%
18	0	0%	0	0%	1	100%	0	0%	0	0%	0	0%	1	100%
19	0	0%	0	0%	0	0%	0	0%	0	0%	0	0%	0	0%
20	0	0%	0	0%	0	0%	0	0%	0	0%	0	0%	0	0%
21	13	7%	43	22%	59	31%	27	14%	39	20%	12	6%	193	100%
22	0	0%	2	50%	2	50%	0	0%	0	0%	0	0%	4	100%
STATE	126	9%	555	41%	357	27%	136	10%	141	11%	24	2%	1,339	100%

¹ 2: In the 2nd Judicial District, DUI/DWAI cases may be filed in Denver County Court or District Court. Denver County Court filings are not included in the State Court system. Denver District Court probation sentences will be included in this annual report.

Note: Percentages may not total 100 percent because of rounding.

**Table 110:
Colorado State Probation
Alcohol and Drug Driving Safety Program (ADDS)
Total Active DUI/DWAI Monitored Clients on June 30, 2023
Fiscal Year 2023**

DISTRICT	NUMBER	Percent of the state total
1	8	0%
2 ¹	0	0%
3	20	1%
4	438	14%
5	501	16%
6	589	19%
7	211	7%
8	76	2%
9	432	14%
10	20	1%
11	14	0%
12	0	0%
13	2	0%
14	279	9%
15	47	2%
16	27	1%
17	2	0%
18	3	0%
19	10	0%
20	1	0%
21	368	12%
22	15	0%
STATE	3,063	100%

¹ 2: In the 2nd Judicial District, DUI/DWAI cases may be filed in Denver County Court or District Court. Denver County Court filings are not included in the State Court system. Denver District Court probation sentences will be included in this annual report.

A vibrant rainbow arches across a cloudy sky, framed by green trees in the foreground. The rainbow is the central focus, with its colors clearly visible. The sky is filled with soft, grey clouds, and the trees are lush and green, adding a natural frame to the scene.

X: Glossary Of Terms

Probation Glossary

Absconder:	Refers to a probationer who become a fugitive and is no longer compliant with probation supervision.
Adjudication:	Refers to a juvenile case indicating that the charges have been proven or the juvenile has pled guilty to committing a delinquent act. The equivalent for adult offenders is “conviction.”
Administrative Investigations:	A supplemental report to a Pre- Sentence Investigation Report addressing additional cases.
Administrative Closure:	Indicates a case that has been terminated from supervision in the jurisdiction indicated for miscellaneous reasons such as, “in custody in another jurisdiction.”
Administrative Client Risk Level:	An assigned supervision level indicating lower supervision need by probation because of other more intensive “supervision” being provided elsewhere (such as jail or an inpatient treatment facility) or minimal conditions of the sentence remain, and more intensive supervision is no longer necessary.
Automated Reporting Program:	This is a program where a probationer reports via electronic means either in lieu of or as a supplement to traditional face-to face reporting to ensure regular contact.
Change of Venue:	Occurs when a juvenile has been transferred from one Colorado judicial district, where the offense occurred, to another where the juvenile will receive probation supervision. Change of Venue typically occurs because the juvenile resides in a jurisdiction other than where the offense took place.
Client Risk Level:	Probationers are classified using a risk assessment instrument. The primary instrument used for adults is the LSI (Level of Supervision Inventory). The primary juvenile instrument is the YLS/CMI (Youth Level of Service/Case Management Inventory). These instruments determine the level of supervision for a probationer (e.g., Maximum, Medium, and Minimum).
Courtesy Closure:	A case that has closed in the supervising jurisdiction and returned to the originating or sentencing district (adult only).

- Courtesy Supervision:** Occurs when an adult probationer has received a probation sentence in one Colorado judicial district but will be supervised by the probation department in another Colorado judicial district because they reside in that jurisdiction. The originating district retains jurisdiction over the case.
- Community Corrections:** A community-based sentence that is more restricted than probation supervision but less restrictive than a secure facility. A community correction sentence typically includes both a residential and non-residential component with supervision from a case manager. Because probation maintains jurisdiction over offenders sentenced to community corrections, they are also monitored by a probation officer (adult only).
- Deferred Judgment and Sentence/Adjudication:** Refers to a case status in which the offender, (adult or juvenile) has entered a plea of guilty and, through an agreement with the district attorney and consent of the court, the case is continued for a set period of time. The offender is usually supervised by probation and upon successful completion of the deferred judgment the case is dismissed.
- Direct File:** A case filed by a District Attorney in which a juvenile is prosecuted as an adult.
- Intake:** The initial process for setting up the supervision of probationers in the absence of a pre-sentence investigation. The intake process typically entails a review of the Terms and Conditions of the probation sentence, an assessment of risk and needs, and initial referral for services.
- Interstate:** Refers to offenders who have committed crimes in a state other than where they reside. These offenders apply to have their supervision transferred to their state of residence and are screened by the Interstate Compact Office prior to acceptance of supervision.
- Investigations:** An investigative process conducted by probation officers prior to sentencing on a criminal offense. The information (e.g. risk for re-offense, service needs, criminal, social, education and substance abuse history, impact of the offense on victim(s) etc.) gathered during a pre-sentence investigation is used to inform sentencing decisions and supervision strategies.
- Length of Stay:** The period of time an offender is on probation supervision.
- Monitoring:** DUI/DWAI offenders who, as a part of their sentence, are required to have their compliance with court orders monitored by the probation department.

- Revoked:** The withdrawal of a probation sentence due to a new misdemeanor or felony offense or a technical violation of the Terms and Conditions of the probation sentence. Following a revocation of probation, the offender is re-sentenced by the court.
- Success:** Successful terminations represent those offenders who meet their Terms and Conditions of their probation sentence, and the length of their sentence has expired.
- Technical Violation:** Occurs when a probationer has been non-compliant with the Term(s) and Condition(s) of probation for reasons other than a new crime (e.g., drug use, missed appointments etc.).
- Transfer Hearing:** A judicial proceeding in which the court makes a determination after a hearing to prosecute a juvenile as an adult.

*Supreme Court Glossary of Terms**

Civil Appeal-A written request to modify or reverse the judgment of a trial court or intermediate level appellate court in a civil case.

Criminal Appeal-A request to modify or reverse the judgment of a trial court or intermediate level appellate court in a criminal case.

Habeas Corpus-(Habeas corpus ad subjiciendum) “An independent civil action to determine not the guilt or innocence of the person held in custody, but whether the custody is unlawful. Common grounds for relief under the writ include a conviction based on illegally obtained evidence, a denial of effective assistance of counsel, or a conviction by a jury that was improperly selected and impaneled. Use of the writ is not limited to criminal matters. It is also available in civil matters, as, for example, to challenge a person's custody of a child or the institutionalization of a person declared incompetent.”

Interlocutories-An interlocutory appeal is one which is not determinable of the controversy, but which is necessary for a suitable adjudication of the merits. Colorado Appellate Rule 4.1 governs interlocutory appeals in criminal cases and provides that the state may file an interlocutory appeal in the Supreme Court from a district court ruling granting a motion in advance of the trial by the defendant for the return of property and to suppress evidence or to suppress an extra-judicial confession or admission. This is only one example of an interlocutory appeal.

Interrogatories-Pursuant to Article VI, section 3 of the state Constitution, the Court may be required to answer “important questions upon solemn occasions” propounded by the Governor, the Senate, or the House of Representatives. These questions are called “interrogatories.”

Judicial Discipline or Disability-Judges who are alleged to have engaged in misconduct or to be suffering from a disability which is or is likely to become of a permanent character may be subject to judicial discipline. The Colorado Commission on Judicial Discipline investigates such allegations and, if it concludes that the judge has engaged in misconduct or is disabled, it may recommend to the Supreme Court a range of sanctions, including removal of the judge from office, retirement of the judge for a disability, reprimand or censure of the judge, or assessment of costs against the judge.

Original Proceedings-Colorado Rules of Civil Procedure 21 provides the Colorado Supreme Court with discretion to exercise original jurisdiction in extraordinary circumstances where no other remedy is available. Original proceedings are used to test whether the trial court is proceeding without jurisdiction or in excess of its jurisdiction and to review a serious abuse of discretion when an appellate remedy would be inadequate. The remedy in an original proceeding takes the form of a special mandate from the Supreme Court addressed to an individual, official body, or lower court and may be used to restrain or compel the acts of a trial court. The Court issues a “rule to show cause” why the relief requested in the petition should not be granted. After considering the written briefs, the Supreme Court either makes the rule absolute (grants the relief requested) or discharges the rule (denies the relief requested).

Petitions in Certiorari-A writ of common law origin issued by a superior to an inferior court requiring the latter to produce a certified record of a particular case tried therein. The writ is generally issued so that the issuing court may inspect the proceedings and determine whether there have been any irregularities. Like the United States Supreme Court, the Colorado Supreme

*This is not an exhaustive list.

*Supreme Court Glossary of Terms**

Court uses the writ as a discretionary device to choose which cases it wishes to hear. Colorado Appellate Rules 49-58 govern writs of certiorari.

Reapportionment-Article 5, section 48 of the state Constitution provides that after the decennial federal census, the senatorial districts and representative districts shall be established, revised, or altered, and the members of the senate and the house of representatives apportioned among them, by a Colorado reapportionment commission. The commission must publish a preliminary plan for reapportionment of the members of the general assembly and shall hold public hearings thereon. After the completion of such hearings, the commission must finalize its plan and submit the same to the Colorado Supreme Court for review and determination as to whether the plan meets constitutional standards. The Supreme Court must either approve the plan or return the plan and the court's reasons for disapproval to the commission. If the plan is returned, the commission shall revise and modify it to conform to the court's requirements and resubmit the plan to the court. If the plan is approved by the court, it shall be filed with the secretary of state for implementation.

Request for Stay Pending Appeal-A stay is a suspension of the case or some designated proceedings within it. Colorado Appellate Rule 8 governs stays pending appeal.

Rule 21.1-This rule of appellate procedure governs certification of questions of law to the Colorado Supreme Court by the United States Supreme Court, federal courts of appeals, federal district courts, and the federal Court of Claims. Under the rule, a certifying court may request that the Colorado Supreme Court answer a question of law if there is involved in any proceeding before the certifying court a question of state law which may be determinative of the cause pending and to which it appears that there is no controlling precedent in the Colorado Supreme Court's decisions.

Special Concurrences-An opinion in which a justice expresses agreement with the particular result in a given case while objecting to a line of reasoning. The special concurrence may relate to the majority opinion in its entirety or to the result only.

Statutory Reviews-Section 1-40-107, C.R.S., provides a mechanism by which registered electors who meet certain criteria and who believe that a ballot title contains multiple subjects may petition the Supreme Court to review the title board's action or decision.

Unauthorized Practice-The practice of law by one who is not licensed as an attorney in Colorado. The Supreme Court has the exclusive jurisdiction to define the practice of law and to prohibit the unauthorized practice of law within the state (see C.R.C.P. 229 through 240.1).

*This is not an exhaustive list.

Trial Courts Glossary of Terms*

Abatement of action-A suit, which has been quashed and ended.

Accord-A method of discharging a claim upon agreement by the parties to give and accept something in settlement of the claim.

Acquittal-The verdict of not guilty for a defendant in a criminal case.

Actual malice-To win a defamation suit, public officials or prominent people, such as political candidates or movie stars, must prove that the offender made a false statement with actual malice. This means the statement was made with knowledge that it was false or with serious doubts about whether it was true.

Addendum-An add-on to something. For example, on a court document, if changes need to be made or information added, a new document can be written up, signed, and filed as an addendum to the original document.

Administrator-An individual appointed by the court to manage the estate of a person who died without leaving a valid will.

Administrative Support Order-Cases in which the delegate child support unit (typically the department of social.

Adversary system-The system of trial practice in which each of the opposing parties has full opportunity to present and establish his/her contention before the court.

Advisement-The consultation of the court.

Affidavit-A written or printed statement of facts, made voluntarily, and confirmed by the oath or affirmation of the party making it, taken before a person having authority to administer such oath or affirmation by law.

Agent-A person who has received the power to act on behalf of another, bind that other person as if he or she were himself or herself making the decisions.
In Probate: An attorney in fact under a durable or non-durable power of attorney, an individual authorized to make decisions for another under the "Colorado Patient Autonomy Act".

Aggravated damages-Special and highly exceptional damages awarded by a court where the circumstances of the conduct have been particularly humiliating or malicious towards the Plaintiff/victim.

Alimony-Also called maintenance or spousal support in a divorce or separation. Money paid by one spouse to the other in order to provide financial support after a divorce or legal separation.

Allegation-The assertion, claim, declaration, or statement of a party to an action, made in a pleading, setting out what he/she expects to prove.

*This is not an exhaustive list.

Trial Courts Glossary of Terms*

Allocation of parental responsibilities-Commonly known as "custody". In divorce, legal separation, or custody actions regarding children, the Court will allocate parental rights and responsibilities for the care of the children.

Alternative Dispute Resolution (ADR)-Methods for resolving problems without going to court.

Ancillary Proceedings-A type of probate filing in which a probate case had been opened in another state, but the decedent had property in the state of Colorado.

Annulment-To make void or null; abolish; cancel; invalidate a marriage. The legal term is "Declaration of Invalidity of Marriage".

Answer-The pleading in a civil suit by which the defendant admits, denies or otherwise controverts the sufficiency of the allegations of facts set forth in the plaintiff's petition. It also contains defenses the defendant may have to the plaintiff's allegations.

Appeal-A request by the losing party in a lawsuit for a higher court to review a lower court decision.

Appearance-When you physically appear or show up in Court.

Appellant-The party who appeals a trial court decision that he/she/it has lost.

Appellee-In some jurisdictions the name used for the party who has won at the trial court level, but the loser (appellant) has appealed the decision to a higher court. Thus, the **appellee** has to file a response to the legal brief filed by the appellant. In many jurisdictions the appellee is called the "respondent."

Applicant-A person who files an Application for Informal Appointment of a Personal Representative.

Application-A written request to the registrar for an order of informal probate or appointment under informal probate and appointment proceedings.

Appurtenance-Something that, although detached, stands as part of another thing. An attachment or appendage to something else. Used often in real estate context where an "appurtenance" may be, for example, a right of way over water – although physically detached, is part of the legal rights of the owner of another property.

Arbitration-The referral of a dispute to an impartial third person chosen by the parties to the dispute. The parties agree in advance to abide by the arbitrator's decision following a hearing at which both parties have an opportunity to be heard. Sometimes three persons sit as an arbitration panel.

Arrears-A debt that is not paid on the due date adds up and accumulates as "arrears."

*This is not an exhaustive list.

Trial Courts Glossary of Terms*

Assignment-The transfer of legal rights, such as the time left on a lease, from one person to another.

Assumption of risk-A defense raised in personal injury lawsuits. Asserts that the plaintiff knew that a particular activity was dangerous and thus bears all responsibility for any injury that resulted.

Attachment-An additional or supplementary remedy that allows the plaintiff to place a lien on property belonging to the defendant to make sure there will be means of satisfying (paying) a judgment that may be entered in a civil case.

Bad faith-Intent to deceive. Dishonesty or fraud in a transaction, such as entering into an agreement with no intention of ever living up to its terms or knowingly misrepresenting the quality of something that is being bought or sold.

Bailiff-Court employee whose duty is to keep order in the courtroom.

Bankruptcy-A process governed by federal law to help when people cannot or will not pay their debts.

Bench warrant-An order issued by a judge for the arrest of a person.

Bigamy-A person who enters into a marriage with one person while still legally married to another.

Bill of particulars-A written statement specifying the details of the demand set forth in the petition in a civil action.

Binder-An outline of the basic terms of a proposed sales contract between a buyer and a seller.

Bond-Money or property given to the court to hold a hearing date or to get someone out of jail.

Breach of contract-The failure to do what one promised to do under a contract. Proving a breach of contract is a prerequisite of any suit for damages based on the contract.

Breach of trust-Any act or omission on the part of the trustee, which is inconsistent with the terms of the trust agreement; or the law of trusts. A prime example is the redirecting of trust property from the trust to the trustee, personally.

Breach of warranty- A civil case in which a plaintiff claims that a product does not perform as represented.

Brief-A written statement by counsel summarizing the facts of a case, the pertinent laws, and arguments of how the law applies to the facts supporting the lawyer's position.

*This is not an exhaustive list.

Trial Courts Glossary of Terms*

Burden of proof-In civil cases, the plaintiff must prove her/his case with a "preponderance of evidence."

Buy-Sell agreement-An agreement among business partners that specifies how shares in the business are to be transferred in the case of a co-owner's death.

C.A.R.-Abbreviation for "Colorado Appellate Rules".

C.R.S.- C.R.C.C.P.: Abbreviation for Colorado Rules of County Civil Procedure.

C.R.S.- C.R.C.P. Abbreviation for Colorado Rules of Civil Procedure.

C.R.S.-Abbreviation for "Colorado Revised Statutes".

Capacity-A legal qualification, such as legal age, that determines one's ability to sue or be sued, to enter into a binding contract, etc.; or the mental ability to understand the nature and effect of one's acts.

Case law-Law based on previous verdicts and written judicial decisions.

Case management order-An order by the court that outlines the steps the parties must follow for their case to continue.

Cease and desist order-An order of an administrative agency or court prohibiting a person or business from continuing a particular course of conduct.

Certificate of Service-An area on a court form, usually at the end of the form, where you tell the court how and when you provided a copy of the court form to the other person in the case, before or directly after you gave the form to the court.

Certified copies-A copy obtained from the court that is certified by the clerk to be an authentic copy of the court record.

Change of venue-When a court case is moved from one location to another, usually because of a question of fairness.

Chapter 13 bankruptcy-A type of bankruptcy in which a person keeps his assets and pays creditors according to an approved plan.

Chapter 7 bankruptcy-A type of bankruptcy in which a person's assets are liquidated (collected and sold) and the proceeds are distributed to the creditors.

Character evidence-Proof or testimony given about another person's moral standing, general character, and reputation.

Charging lien-Entitles a lawyer who has sued someone on a client's behalf the right to be paid from the proceeds of the lawsuit, if there are any, before the client receives those proceeds.

*This is not an exhaustive list.

Trial Courts Glossary of Terms*

Charter-A city's organic law, which means the law concerning a city issue will trump a state law governing the same issue.

Chattel-Moveable or transferable property; especially personal property.

Child and Family Investigator (CFI)-A court-appointed expert that investigates and writes a report to the Judge as to the children's best interests in a controversial divorce or custody case.

Child support-Money paid by a parent to the person with custody of the child(ren) to help meet the financial needs of their child(ren).

Child Support Enforcement (CSE)-A government agency that assists in collecting current and past-due child support. CSE also helps in establishing new support orders and paternity.

Circumstantial evidence-Evidence that implies something occurred but does not directly prove it.

Citation-An order to appear in court at a certain place and time. Issuance of a citation is not an arrest.

Civil action-A non-criminal proceeding designed to resolve disputes between individuals and/or businesses.

Civil Protection Orders: (Prior to 7/1/03, known as Restraining Orders). District and county courts have original concurrent jurisdiction to issue temporary or permanent civil Protection orders for any of the following purposes: 1) to prevent assaults and threatened bodily harm; 2) to prevent domestic abuse; 3) to prevent emotional abuse of the elderly; and 4) to prevent stalking (See 13-14-102 C.R.S. and 13-1-136 C.R.S. and C.R.C.C.P. Rule 365).

Civil Union-Civil union" means a relationship established by two eligible persons that entitles them to receive the benefits and protections and be subject to the responsibilities of spouses. C.R.S. 14-15-103

Claim-To demand or assert as a right. Facts that combine to give rise to a legally enforceable right or judicial action. Demand for relief. A claim is something that one party owes another. Someone may make a legal claim for money, or property.

Claimant-A person or entity to whom the decedent of the estate has a financial or other obligation also known as a *creditor*.

Class action suit-A lawsuit in which one or more parties file a complaint on behalf of themselves and all other people who are "similarly situated" (suffering from the same problem). Often used when a large number of people have comparable claims.

Clear and convincing evidence-Evidence indicating that the thing to be proved is highly probably or reasonably certain. This requires more than a "preponderance of the evidence" but less than "beyond a reasonable doubt."

*This is not an exhaustive list.

Trial Courts Glossary of Terms*

Clerk and Recorder-The Clerk and Recorder issues and records marriage licenses, records all real estate transactions, issues liquor licenses, registers voters, manages all primary, general and county elections, and sometimes city and school district elections. The Clerk and Recorder also operates the Motor Vehicle Divisions in the State of Colorado for titling vehicles and issuing license plates. There is a Clerk and Recorder in each county in Colorado.

Closing arguments-The final statements in a trial arguing for the evidence you presented or against the evidence the other side presented. This is your final chance to persuade the Judge or jury.

Co-petitioner-A person who jointly completes, signs, and files a written Petition, or a written application to the Court with the Petitioner, asking for specific action to be taken.

Coercion-Compulsion by physical force or threat of physical force; an act, such as signing a will under coercion, is not legally valid.

Cohabitation-A living arrangement in which an unwed couple live together in an intimate relationship that resembles a marriage.

Collateral-An asset that a borrower agrees to give up if he or she fails to repay a loan.

Collateral estoppel-In civil litigation, an affirmative defense to a claim that bars a party from relitigating an issue determined in an earlier action, even if the two actions significantly differ from one another.

Collusion-A secret agreement between two or more persons, who seem to have conflicting interests, to abuse the law or the legal system, deceive a court or to defraud a third party.

Colorado Rules of Professional Conduct-The rules of conduct that govern the legal profession. The rules contain general ethical guidelines and specific rules written by the American Bar Association and adopted by the Colorado Supreme Court.

Comity-A code of etiquette that governs the interactions of courts in different states, localities and foreign countries. Courts generally agree to defer scheduling a trial if the same issues are being tried in a court in another jurisdiction. In addition, courts in this country agree to recognize and enforce the valid legal contracts and court orders of other countries.

Common law marriage-A marriage that takes legal effect, without license or ceremony, when a couple live together as husband and wife, intend to be married and hold themselves out to others as a married couple.

Community property-Property purchased or received by a couple during their marriage.

Comparative negligence-Also called comparative fault. The doctrine by which acts of opposing parties are compared in fault on a percentage basis. A party who is 50 percent or more at fault cannot recover. A party who is less than 50 percent at fault may recover, but at the reduced percentage.

*This is not an exhaustive list.

Trial Courts Glossary of Terms*

Compensatory damages-Money awarded to reimburse actual costs, such as medical bills and lost wages. Also awarded for things that are harder to measure, such as pain and suffering.

Complainant-In civil cases, the person who initiates a lawsuit. In criminal cases, the chief or only witness for the prosecution may sometimes be referred to as the complainant.

Complaint-In a civil action, the document that initiates a lawsuit. The complaint outlines the alleged facts and reason for the case. In a criminal action, a complaint is the preliminary charges filed against a defendant, usually filed by the police or court.

Concurrent jurisdiction-A situation where more than one court has jurisdiction over the same subject matter. Usually the first court that takes the case obtains jurisdiction.

Condemnation-A civil case in which the plaintiff, usually the Department of Transportation but may be a city or state district, is asking that property be condemned and taken so that it may be put to that department's use (See §38-3-105 C.R.S.).

Confidentiality-The state of having the release of certain information restricted. It is the relationship between a lawyer and a client, guardian and ward, or between spouses, with regard to the trust that is placed in the one by the other.

Conflict of interest-A conflict of interest occurs when a person or organization has a responsibility to two or more people or organizations at the same time, but doing the best thing for one may harm the other.

Contempt of court-A process brought before the Court to enforce non-compliance the existing order by one or more of the parties.

Continuance-The postponement of a court case for another time or day.

Contract-An agreement between two or more parties creating obligations enforceable or otherwise recognizable at law.

Contributory negligence-In any action based upon the negligence of the defendant, the plaintiff's own contributory negligence may either defeat or reduce the amount of recovery.

Conviction-A finding that the defendant is guilty in a criminal case.

Copyright-A person's property right to prevent others from copying works that they have written, authored or otherwise created.

Corroborating evidence-Additional evidence which strengthens or confirms already existing evidence.

Counterclaim-After a lawsuit is filed, a claim for relief brought by a defendant against the plaintiff, particularly a claim in opposition to or as a setoff against the plaintiff's claim.

*This is not an exhaustive list.

Trial Courts Glossary of Terms*

County Court Counter Claim: A civil case in which a defendant desires to counterclaim against the Plaintiff. In County Court if the counterclaim exceeds the jurisdiction of County Court, a transfer of the case to District Court may be requested by the defendant or made automatically by the court (See C.R.C.P. 313).

Court of record-Any court that makes a record of the proceedings.

County Felony-Criminal felony cases that have preliminary work done at the county court level before being bound over (sent) to district court.

Covenant- Provisions in a deed limiting the use of the property and prohibiting certain uses. Breach of covenant claims are usually filed by homeowner's associations.

Creditor-A person or entity to whom the decedent of the estate has a financial or other obligation also known as a *claimant*.

Cross-claim-A claim by one defendant against another defendant.

Cross-examination-Questioning of the other party's witness.

Custodian-The person appointed to manage and dispense funds for a child without constricting court supervision and accounting requirements.

Custody-In family law cases, it is also known as allocation of parental responsibilities, and refers to decision-making and parenting time. In criminal cases, this means the restraint of a person's freedom in any significant way. Someone in jail is considered to be "in custody".

Cyberstalking-The act of threatening, harassing or annoying someone throughout cyberspace, with the intent of placing the recipient in fear that the person threatening will injure that person or the person's family or household.

Damages-The monetary compensation which may be recovered by a party for personal injury, or loss or damage to one's property or rights as a result of another party's unlawful act or negligence.

Debtor-A person who owes money, goods or services to another.

Decedent-A person who has passed away.

Declaratory Judgment- A civil case in which the plaintiff is asking the court to declare (order) something. It is used to settle and gain relief from uncertainty with respect to rights, status, or other legal relations.

Decree-The final order of the Court that disposes of or ends the marriage or legal separation proceedings.

*This is not an exhaustive list.

Trial Courts Glossary of Terms*

Deed-A written legal document that describes a piece of property and outlines its boundaries. The seller of a property transfers ownership by delivering the deed to the buyer in exchange for an agreed upon sum of money.

Default-If the defendant does NOT appear at the time of the hearing or file an answer, the Court may enter "default" or "failure to appear/answer" which entitles the plaintiff to all relief asked for in the complaint (i.e. money, possession of property, etc.).

Default judgment-When a party against whom a judgment for affirmative relief is sought has failed to plead or otherwise defend, she/he is in default and a judgment by default may be entered by the clerk of court.

Defendant-The person that is being sued or the person charged with a crime in a criminal case.

Dependency and Neglect- A child is dependent or neglected if a parent, guardian, or legal custodian has abandoned the child or has subjected the child to mistreatment or abuse, whether the parent is or is not at fault. In addition, a child is dependent or neglected if the child has run away from home or is beyond the control of their parents (For other examples, see §19-3-102 C.R.S.).

Depose-To make a deposition, to give evidence in the shape of a deposition, to make statements which are written down and sworn to; to give testimony which is reduced to writing by a duly qualified officer and sworn to by the deponent.

Deposition-The testimony of a witness, taken in writing, under oath or affirmation, in answer to questions. This is held out of court with no Judge present, but the answers often can be used as evidence in the trial.

Determination of Interests- A civil case in which the plaintiff asks the court to determine his or her interest in something. (*e.g. two attorneys have been partners in a law practice. Now the partnership is being dissolved, and the attorneys cannot agree on who gets what, for example: furniture, computer, client list, etc.*).

Devisee-A person or entity designated in a Will to receive real or personal property.

Diligent efforts-Steady, persistent efforts to locate an individual to complete personal service, including contacting friends, family, business associates; completing an internet search; and attempting personal service by a Process Server, Police Department or Sheriff's Office.

Dismissal with prejudice-A dismissal "with prejudice" bars refiling of the lawsuit or charge.

Dismissal without prejudice-The dismissal of a case while allowing the party to sue again on the same cause of action at some future time.

Disposition- The final settlement of a matter, and with reference to decisions announced by a court, a judge's ruling is commonly referred to as a disposition.

*This is not an exhaustive list.

Trial Courts Glossary of Terms*

Dissolution-Often used in divorce cases. Ending a marriage or civil union.

Distraint Warrant- A filing by the State Department of Revenue for a judgment for outstanding State Taxes that allows for a lien to be placed on the debtor's assets.

District Court-District Courts hear civil cases in any amount, as well as domestic relations, criminal, juvenile, probate, and mental health cases. District court decisions may be appealed to the Colorado Court of Appeals (in some cases directly to the Colorado Supreme Court).

Docket-The schedule of court proceedings.

Domicile-The permanent residence of a person, a place to which, even if he/she were temporary absence, they intend to return. In law, it is said that a person may have many residences but only one domicile.

Duces tecum-Latin meaning "bring with you". Used most frequently for a subpoena (as in "subpoena duces tecum") which seeks not the appearance of a person before a court but the surrender of a thing (document or some other evidence) by its holder, to the court, to serve as evidence in a trial.

Due process-A fundamental, constitutional guarantee that all legal proceedings will be fair and that one will be given notice of the proceedings and an opportunity to be heard before the government acts to take away one's life, liberty, or property.

Duress-Where a person is prevented from acting (or not acting) according to their free will, by threats or force or force of another, it is said to be "Under Duress".

Early neutral evaluation-An early intervention in a lawsuit by a court appointed evaluator, to narrow, eliminate, and simplify issues and to assist in case planning and management. Settlement of the case may occur.

Easement-Gives one party the right to go onto another party's property. Utilities often get easements.

Emancipation-The freeing of a minor child from the control or custody of his or her parent(s) and allowing the minor to live on his or her own or under the control of others. It usually applies to adolescents who leave their parents' household by agreement or demand. Emancipation may also end the responsibility of a parent for the acts of a child, including debts, negligence, or criminal acts.

En banc-A session in which the entire membership of the court participates in a decision.

Encumbrance-Any claim or restriction on a property's title.

Enjoin-To order a person to perform, or to abstain and desist from performing a specified act or course of conduct.

*This is not an exhaustive list.

Trial Courts Glossary of Terms*

Escrow-Money or documents, such as a deed or title, held by a third party until the conditions of an agreement are met. For instance, pending the completion of a real estate transaction, the deed to the property will be held "in escrow."

Estate-All property owned by a person on the date of death that is subject to probate.

Eviction-Legally removing someone from a property, like an apartment or house, because they aren't paying rent or aren't following the rules in a lease.

Evidence-The testimony, writings, material objects, or other things presented to the senses that are offered to prove the existence or nonexistence of a fact.

Ex parte-Latin that means "by or for one party." A proceeding in which only one party takes part.

Exemplified-Copy of a court document with court seals from the out-of-state Court verifying the authenticity of the document.

Exhibit-A paper document or other physical object or photograph introduced into evidence to prove or deny a claim during a trial, hearing, or deposition.

Exigent circumstances-Emergency conditions.

Expedited Placement- A dependency and neglect case in which at least one child of the family is under the age of 6 years on the date the petition is filed qualifies as an Expedited Permanency Planning (EPP) case (§19-3-104 C.R.S.).

Expert witness-A witness with a specialized knowledge of a subject who is allowed to discuss an event in court even though he or she was not present.

Expunge-To physically erase, to white or strike out. To "expunge" something from a court record means to remove every reference to it. In juvenile delinquency records, "such records are deemed never to have existed".

Extortion-Forcing a person to give up property through the use of violence, fear or under pretense of authority.

Fact-finder-The person or persons who make(s) determinations regarding the facts that are disputed by the parties in a case. When a trial involves a jury, the jurors are the fact-finders. If there is no jury, then the judge or magistrate is the fact-finder.

Fact-finding-An investigation of a dispute by a neutral third party who examines the issues and facts in a case, and who may or may not recommend settlement procedures.

Family Court Facilitator-An individual who assists with domestic relations cases and conducts Initial Status Conferences. The Family Court Facilitator can help you understand what you need to do during your case, answer questions, and give you instructions about the next steps in your case. The Family Court Facilitator cannot give legal advice.

*This is not an exhaustive list.

Trial Courts Glossary of Terms*

Family Support Registry-The central payment processing center for the State of Colorado for child support and maintenance (spousal/partner support)

Felony-A crime punishable by imprisonment or by death in a state penal institution.

Fiduciary-A person having a legal relationship of trust and confidence to another and having a duty to act primarily for the other's benefit, e.g., a guardian or trustee.

File-To deposit with the clerk of the court a written complaint or petition which is the opening step in a lawsuit and subsequent documents, including an answer, motions, petitions, orders etc.

A record of the court. A paper is said to be **filed** when it is delivered to the court to be kept on file as a matter of record and reference.

Forcible Entry and Detainer-Eviction; a civil case in which the plaintiff is seeking to regain possession of leased.

Foreclosure-When a borrower cannot repay a loan on a piece of property, like a house or condominium, and the lender asks the court for an order to force the sale of the property.

Foreclosure other than Rule 120- A legal proceeding to terminate a mortgager's interest in property, instituted by the lender either to gain title or to force a sale in order to satisfy the unpaid debt secured by the property (See §38-38-701 C.R.S.).

Foreign judgment-Any judgment, decree, or order of a court of the United States or of any other courts outside of Colorado that should be honored and given effect by Colorado courts. (Civil protection orders issued by other states are not considered foreign judgments and have their own process and rules for enforcement, found in C.R.S. § 13-14-104.)

Forgery-A false document, signature, or other imitation of an object of value used with the intention to deceive another into believing it is the real thing.

Formal-Opening an estate after prior notice to Interested Persons.

Fraud-Intentionally deceiving someone and causing that person to suffer a loss.

Fugitive-A person who runs away to avoid arrest, prosecution or imprisonment.

Gag order-A judge's order prohibiting the attorneys and parties in a pending lawsuit or criminal prosecution from talking about the case to the media or the public.

Garnishee-The person or entity (often a bank or employer) that receives a court order garnishing wages or funds it owes to a debtor.

Garnishment-A court-ordered procedure for taking money or property from someone to satisfy a debt. For example, a debtor's wages might be garnished to pay child support, back taxes, or a lawsuit judgment.

*This is not an exhaustive list.

Trial Courts Glossary of Terms*

Good faith-Honestly and without deception.

Goods Sold and Delivered- A civil case in which the plaintiff claims that defendant purchased products, not services, but has failed to pay for them.

Grand jury-A panel of members of the public chosen from regular jury pool lists. This panel determines whether there is enough evidence to charge someone for a serious crime. Any charges issued by a grand jury are called indictments.

Green card-Also known as a permanent resident card. A Green Card holder is an immigrant who has become a lawful permanent resident of the U.S., and who can work legally, travel abroad and return, apply for permission for his/her spouse and children to immigrate to the U.S., and become eligible for citizenship.

Gross negligence-Refers to actions or inactions where there was a failure to use even the slightest amount of care in a way that shows recklessness or willful disregard for the safety of others.

Guardian-A person who is trusted by law with the care of another person or property of another, or both, as a minor or someone legally incapable of managing his or her own affairs.

Guardian ad litem-A court-appointed representative who is to defend or protect the interest of a person under legal disability, such as a child or incompetent individual involved in a legal court proceeding.

Guardianship-The office, duty, or authority of a guardian.

Habeas corpus-Latin phrase meaning "you have the body". A Writ of Habeas Corpus is an order to bring a person before the court.

Habitual offender-Also known as a "recidivist." A person who is convicted and sentenced for multiple crimes over a period of time and even after serving sentences of incarceration, demonstrating a tendency toward criminal conduct.

Harassment-Used in variety of legal contexts to describe words, gestures, and actions which tend to annoy, alarm and abuse (verbally) another person.

Hearing-Any proceeding before a judge or other magistrate without a jury in which evidence and/or argument is presented to determine some issue of fact or both issues of fact and law. While technically a trial with a judge sitting without a jury fits the definition, a hearing usually refers to brief sessions involving a specific question at some time prior to the trial itself.

Hearsay-A written or spoken statement that was made outside of the court by someone other than the person testifying about that statement.

Heir-Person entitled to the property of the Decedent under statutes of Intestate Succession.

*This is not an exhaustive list.

Trial Courts Glossary of Terms*

Heirs-Persons who are entitled by law to inherit the property of the deceased if there is no will specifying how the property should be divided.

Holographic will-An un-witnessed handwritten will. A few states, including Colorado, allow such documents to be admitted to probate, but most courts are very reluctant to accept them.

Homicide-The killing of one human being by the act, procurement, or omission of another. A person is guilty of criminal homicide if he purposely, knowingly, recklessly or negligently causes the death of another human being. Criminal homicide is murder, manslaughter or negligent homicide.

Hostile witness-A witness who testifies against the party who has called the person to testify. The hostile witness may be asked leading questions, as in cross-examination.

Hung jury-A divided jury that cannot agree on a unanimous verdict.

Illicit-Not permitted or allowed; unlawful.

Immaterial-Not essential or necessary, not important or pertinent; without weight; of no significance.

Immunity-Freedom from duty or penalty; exemption, as from serving in an office or performing duties that the law generally requires other citizens to perform.

Impanel-All the steps of determining and forming the jury in the trial of a particular case.

Impaired mental condition-A condition of the mind, caused by mental disease or defect, which does not rise to the level of insanity but prevents the person from forming the mental state required to find him or her guilty of the crime. If he or she is found not guilty because of impaired mental condition, they may be committed to the Department of Institutions.

Impeach-To accuse or deny or contradict. To call into question the truthfulness of a witness through other evidence that shows that the witness should not be believed.

Implied consent laws-Laws adopted by all states that apply to testing for alcohol in the blood, breath or urine. The principle underlying these laws is that any licensed driver who operates a vehicle has consented to submit to approved tests to show intoxication.

In camera-In chambers; in private. A cause is said to be heard *in camera* either when the hearing is had before the judge in his/her private room or when all spectators are excluded from the courtroom.

Inadmissible-Information which, under the established rules of evidence, cannot be admitted or received by the court.

Incapacitated person-A person who is unable to effectively receive and/or evaluate information or make or communicate decisions to such a degree that the individual lacks the ability to take care of his/her basic needs of physical health, safety or self-care.

*This is not an exhaustive list.

Trial Courts Glossary of Terms*

Incarceration-Imprisonment or confinement in a jail or prison.

Incest-Any person who knowingly marries, inflicts sexual penetration, or sexual intrusion on an ancestor or descendant, including a natural child, child by adoption, or stepchild twenty-one years of age or older, a brother or sister of the whole or half blood, or an uncle, aunt, nephew or niece of whole blood.

Incoming Registration of Support-A domestic case in which a person had a Support Order that was entered in another state and he/she wants to enforce the case here, generally to modify the support order or to issue garnishments or wage assignments.

Incompetent-When someone is unable or unqualified to do something. The term also refers to someone who lacks the legal ability to stand trial or to testify, i.e., unqualified to testify.

Indictment-The formal written accusation of a crime made by a grand jury and presented to a court for prosecution against the accused person; the act or process of preparing or bringing the formal written accusation.

Indigent-A person meeting certain standards of poverty and, thereby, qualifying for waiver of fees or court-appointed counsel.

Informal-Opening an estate without prior notice of Interested Persons.

Informed consent-A person's agreement to allow something to happen or made with full knowledge of the risks involved and the alternatives.

Infraction-A violation, usually of a rule or local ordinance and usually not punishable by jail time.

Infringement-An act that interferes with one of the exclusive rights of a patent, copyright or trademark owner.

Initial Status Conference-A date for you to come to court to meet with a Family Court Facilitator who will help you understand what you need to do during your case, answer your questions, and give you instructions about the next steps in your case. However, you will not be given any legal advice.

Injunctive Relief- Plaintiff asks the court to restrain or enjoin another party from taking an action that may cause harm or result in injury, loss or damage to the plaintiff. May also include a temporary protection order. (See C.R.C.P. 65).

Injunction-A court order directing a person to keep oneself from doing something or ordering the person to do something.

Intent-The state of mind accompanying an act, especially a forbidden act. While motive is the reason for doing some act, intent is the mental resolution or determination to do it.

*This is not an exhaustive list.

Trial Courts Glossary of Terms*

Interested persons-Person identified by Colorado Law who must be given notice of a court proceeding. The term may include heirs, children, spouse, devisees, beneficiaries, creditors, claimants and persons having priority to serve as personal representative, depending on the circumstances.

Interlocutory-Refers to an order, judgment or appeal, that is temporary and issued or taken while the case is still pending and is not final.

Interrogatories-A written set of questions, submitted to an opposing party in a lawsuit as part of discovery, or served on a judgment debtor by a judgment creditor trying to collect a debt. Interrogatories must be answered in writing and under oath.

Intervenor-A person who voluntarily enters into an action or other proceedings with the approval of the court.

Intestate-An estate in which the person (decedent) did not live a will.

Intestate formal-Formal probate proceedings, with no will involved, may be commenced by an interested person filing a petition and, after notice and hearing, the court enters an order, adjudicates intestacy, determines heirs and appoints a personal representative.

Intestate Informal- Informal probate proceedings, with no will involved, may be commenced by an interested person filing an application for informal appointment.

Intestate succession-By Colorado law, a list of who will inherit the property when someone dies without a will.

Irrevocable trust-A trust that cannot be terminated by the settlor (the person who created the trust) once it's created.

Jeopardy-The risk of conviction and punishment that a criminal defendant faces at trial.

Joinder-The combining of parties or claims in a single lawsuit. Joinder can be either necessary or permissive.

Joint tenancy-Ownership by two or more people of the same property. This property may be real estate, cash or other items.

Judgment-A court's final determination of the rights and obligations of the parties in a case. The term includes a decree and any order that can be appealed.

Judgment creditor-The person(s), company or group who should receive a specific amount of money according to the Court's order.

Judgment debtor-The person(s), company or group who owes a specific amount of money according to the Court's order.

Jurisdiction-A court's power to decide a case or issue a decree.

*This is not an exhaustive list.

Trial Courts Glossary of Terms*

Jury-A group of persons selected according to law and given the power to decide questions of fact and return a verdict in a court case.

Justice-The fair and proper administration of laws. It can also refer to a judge, especially of an appellate court.

Juvenile-A person who has not reached the age of majority, usually 18.

Juvenile delinquent-An underage person that has committed a crime in states where by law a minor lacks responsibility and may not be sentenced as an adult.

Legal Separation-A court order granting the right to live apart, with the rights and obligations of divorced persons, but without divorce. The order can include issues relating to child custody, alimony, child support, division of property and debts.

Letters-A document issued by the Court, identifying the authority of the Personal Representative.

Levy-A legal process to obtain property or cash from the judgment debtor to satisfy a judgment.

Liability-Any legal responsibility, duty or obligation.

Lien-A claim that a person has upon the property of another as security for a debt owed.

Litigant-A party to a lawsuit, one who is engaged in litigation, usually referred to active parties in a case.

Litigation-A lawsuit, legal action, including all proceedings therein.

Magistrate-A person other than a judge authorized by Colorado law or by Colorado court rules to make orders or judgments in court proceedings, like trials or hearings.

Maintenance-Maintenance is the new term for "alimony" or "spousal/partner support". Maintenance is financial support paid to a former spouse or partner.

Mandate-A command, order or direction, written or spoken which the court is authorized to give and a person is must obey.

May-In legal terms, "may" is defined as "optional" or "can".

Mechanics' Lien-Plaintiff has provided goods and/or services on a property (real property) for which he or she has not been paid and plaintiff has subsequently filed a lien against the property to ensure payment. (See §38-22-101 C.R.S.).

Mediation-A trained neutral person helps people involved in a court case reach their own solution.

*This is not an exhaustive list.

Trial Courts Glossary of Terms*

Minor-A person who does not have the legal rights of an adult. Someone who has not yet reached the age of majority which in most states is the age of 18.

Misdemeanor- A criminal offense punishable by a sentence in the county jail.

Mistrial-A trial ended before a verdict is reached because of a basic error that is harmful to the defendant.

Modification-Any change to a current court order or decree.

Money- A civil case in which the plaintiff claims a demand for money owed.

Money judgment-Part of a judgment that requires the payment of money by one party (the judgment debtor) to another (the judgment creditor).

Moot-An issue which no longer is important.

Motion-A written or oral request a party makes to the Court for a specified ruling or order.

Motion in limine-A written motion which is usually made before or after the beginning of a jury trial for a protective order against extremely harmful evidence.

Motion to suppress-A motion asking that allegedly secured illegal evidence be left out of the trial.

Nominee-The person seeking appointment as Personal Representative.

Notary Public-A person authorized by the state in which the person resides to certify documents. The signature and seal or stamp of a notary public is necessary to attest to the oath of truth of a person making an affidavit and to attest that a person has acknowledged that he/she executed a deed, power of attorney or other document, and is required for recording in public records

Note- A civil case in which the plaintiff claims defendant has signed a note (a borrower's legally binding written promise to repay a debt to a lender on a specified date) and has defaulted on the payment for that note.

Oath-A serious affirmation or promise to tell the truth or to take a certain action.

Order-A formal written direction given by a judge or magistrate.

Outgoing Registration of UIFSA- An administrative order filed by the Department of Health Services that they want to have enforced in another state.

Parental responsibility-This term includes both parenting time and decision-making responsibilities regarding the children. (The term "Custody" is no longer used.)

*This is not an exhaustive list.

Trial Courts Glossary of Terms*

Parental Rights-In the State of Colorado the freedom to decide who cares for children and how. Also includes the freedom to decide how to spend time with a son or daughter, including activities and time, in order to raise a child. Decisions about school, religion, and medical treatment are included.

Parenting plan-A written document that identifies decision-making responsibilities, parenting time, relocation, child support, and child tax exemption relating to the children in a divorce or custody case.

Parenting time-Also known as "**Visitation**". The right of a parent to spend time with their children by order of the Court.

Party-One of the participants in a lawsuit or other legal proceeding who has an interest in the outcome.

Paternity-A specific man being the natural or biological father of a child.

Payable on Death (POD)-A bank account that names a specific person as beneficiary of all funds once the account holder dies. Probate is not necessary.

Permanent Protection Order (PPO)-An order granting continuous protection to prevent assaults and threatened bodily harm, domestic abuse, emotional abuse and stalking.

Person in Interest-Property owner or other individual or group named as the landlord on a lease or person who has some sort of involvement or investment in the rental or home.

Personal representative-A person at least 21, resident or non-resident of Colorado, who has been appointed to administer the estate of the Decedent and may also be referred to as an Executor/Executrix.

Personal Service-Delivering a summons, complaint, or other legal document which must be served by handing it directly to the person named in the document.

Petition-A written application to the Court asking for specific action to be taken.

Petitioner-A person who is completing and filing a written Petition (application) with the Court

In Probate: A person who files a Petition for Formal Appointment of Personal Representative and/or Determination of Heirs.

Plaintiff-The person who starts a lawsuit. This person may also be known as "claimant", "petitioner", or "applicant".

Pleading-The formal presentation of claims and defenses by parties to a lawsuit. The specific papers by which the allegations of parties to a lawsuit are presented in proper form; specifically, the complaint of a plaintiff and the answer of a defendant plus any additional responses to those papers that are authorized by law.

*This is not an exhaustive list.

Trial Courts Glossary of Terms*

Power of Attorney-A written document in which one person appoints another person to act as an agent on his or her behalf, giving authority to perform certain acts or functions.

Preuptial agreement-A written agreement setting out terms of the relationship for the division of property and financial issues for a couple who are about to live together or marry should the relationship or marriage later be dissolved.

Pro bono-For the good; used to describe work or services done or performed free of charge.

Pro se- (pronounced pro say) Latin phrase that means "for himself." A person who represents himself in court alone without the help of a lawyer is said to appear pro se.

Probate-A type of court case or area of law that focuses on guardianships, conservatorships, or division of a person's property after death.

Process Server-A person who serves or delivers legal paperwork.

Promissory note-A written document in which a borrower agrees (promises) to pay back money to a lender according to specified terms

Public Administrator Statement-A type of probate filing. The public administrator files statements of accounts in small estates.

Public Notice-Document which is submitted to the local newspaper (that must meet the qualifications of a legal publication) to publish notice of a requested name change.

Public Trustee-In Colorado, an individual appointed by the Governor that keeps deeds of trusts related to real estate, handles the sale of foreclosed real estate, and collects taxes related to real estate. A public trustee is appointed in each county or the treasurer in the county acts as public trustee.

Public Utilities Commission- A review of a decision by the Public Utilities Commission for the purpose of having the lawfulness of the final decision inquired into and determined. (See §40-6-115 C.R.S.).

Publication-A method of providing legal notice, conveying or making information generally known to the public, usually by means of an approved newspaper in the appropriate county or district.

Real property-Land and all the things that are attached to it, like a garage or barn. Anything that is not real property is personal property. Personal property is anything that isn't nailed down, dug into, or built onto the land. A house is real property, but a dining room set is not.

Registered Agent-A person authorized to accept Service of Process for a corporation.

Registration of Foreign Decree- When a party to a domestic relations case, filed in another state, seeks to register (or file) an out-of-state case into the State of Colorado for purposes of enforcement. (See §14-11-101 C.R.S.).

*This is not an exhaustive list.

Trial Courts Glossary of Terms*

Replevin-Legal way to get property back from a person who has wrongfully taken or kept property. You must have had or have the right to keep to the property.

Respondent-A person who has been named in a court case, and was served legal documents that were started and given to the Court by another person, known as the "Petitioner". If the Respondent wishes to have a say in the case they must file or give a response to the Court.

Return of Service-Written proof under oath by a process server saying that they delivered legal documents (such as a summons and complaint). "Return of Service" is also referred to as "Proof of Service".

Right of Survivorship-When property is owned by two or more people and one of the owners dies, his or her share goes to the remaining owners without needing to open a probate case.

Rule 105 Quiet Title- Plaintiff asks the court to determine the rights of all parties with respect to real property and its possession (See C.R.C.P. 105 and C.R.C.P. 105.1(b)).

Rule 106 Writs/Contempt-A civil case brought in district court that allows for relief to be obtained in the following instances: 1) where any person not being committed or detained for any criminal or supposed criminal matter is illegally confined or restrained; 2) to compel a lower judicial body, governmental body, corporation, board, officer or person to perform an act which the law specially enjoins as a duty resulting from an office, trust, or station, or to compel the admission of a party to the use and enjoyment of a right or office to which he is entitled, and from which he is unlawfully precluded; 3) when any person usurps, intrudes into, or unlawfully holds or exercises any office or franchise; 4) where any governmental body or officer or any lower judicial body exercising judicial or quasi-judicial functions has exceeded its jurisdiction or abused its discretion, and there is no remedy otherwise provided by law.

Rule 120 Deed of Trust- A party holding interest in property through an instrument in which there is default on the instrument, may ask the court to order the property sold by the public trustee (See C.R.C.P. Rule 120).

Satisfaction of Judgment-The document stating the Judgment Debtor has satisfied (paid) the judgment. If the judgment has been paid, this document must be filed by the Judgment Creditor with the Clerk of Court in order to remove the judgment from credit reports as being unpaid. The satisfaction can be "Full" or "Partial".

Security Agreement-A contract between a lender and borrower that states that the lender can repossess the property a person has offered as collateral if the loan is not paid as agreed.

Self-represented Litigant-Also known as a Pro Se Party. A person who represents himself or herself in court without the help of a lawyer.

Separation Agreement-Written arrangements concerning custody or parental obligation, child support, spousal maintenance (alimony), and property division made by a married couple who are usually about to obtain a divorce or legal separation

*This is not an exhaustive list.

Trial Courts Glossary of Terms*

Serve-To give court paperwork that starts a court case or is part of a court case to the person that is being sued or the other person in the case. This is done by a person who isn't involved in the case or a sheriff or private process server. The person starting the case **cannot** deliver the paperwork.

Service of Process

The official act by which a party is notified that a court action has been filed against them. They are personally served with a copy of the document(s) filed and information as to the steps they should take in order to respond to the court action.

Services Rendered- A civil case in which a party performs a service but is not compensated as agreed.

Settle-To reach an agreement.

Settlement-The resolution or compromise by the parties in a civil lawsuit.

Settlement Conference-An informal assessment and negotiation session conducted by a legal professional who hears both sides of the case, may advise the parties on the law and precedent relating to the dispute, and suggest a settlement. An informal assessment and negotiation session conducted by a legal professional who hears both sides of the case, may advise the parties on the law and precedent relating to the dispute, and suggest a settlement.

Shall-In legal terms, “shall” is defined as “required”.

Single Transaction-A type of probate filing in which the court, without appointing a conservator, may enter an order to authorize, direct or ratify any transaction necessary or desirable for the best interests of the protected person.

Special Administrator Formal- A type of probate filing. A Special Administrator may be appointed by the Court on Petition of any interested person and finding, after notice and hearing, that appointment is necessary to preserve the estate or secure its proper administration, including when a personal representative cannot or should not act. (See §15-12-614 C.R.S.).

Special Administrator Informal-A type of probate filing. A Special Administrator may be appointed informally by the Registrar on application of any interested person when necessary to protect the estate of a decedent prior to the appointment of a general personal representative or if a prior appointment has been terminated. (See §15-12-614 C.R.S.) Note there is a general policy in most courts to accept only formal proceedings.

Special District- Persons proposing the organization of a special district (i.e. water, fire protection, metropolitan, park & recreation, sanitation etc.) may petition the court for the organization of the district. (See §32-1-301 C.R.S.).

Specific Performance-A civil case in which the plaintiff claims that a contract exists between parties and one party has failed to perform the conditions of the contract. The plaintiff asks the court to order that the conditions of the contract be performed.

*This is not an exhaustive list.

Trial Courts Glossary of Terms*

Statute of Limitations-Laws setting deadlines for filing lawsuits within a certain time after events occur that are the source of a claim.

Stay-An order stopping a judicial proceeding or execution of a judgment.

Stipulation-An agreement by opposing lawyers on any matter. Most stipulations must be in writing.

Strict Liability-A concept applied by courts in product liability cases in which a seller is liable for any and all defective or hazardous products that unduly threaten a consumer's personal safety.

Subpoena-An order to a witness to appear and testify at a specified time and place.

Subpoena Duces Tecum-Latin meaning, "bring with you". Subpoena duces tecum seeks not the appearance of a person before a court but the surrender of a thing (document or some other evidence) by its holder, to the court, to serve as evidence in a trial.

Summation-The closing argument in a trial.

Summons-(1)An order to a sheriff or other officer to notify a named person that a civil action has been commenced against him or her and that he or she is required to appear within a specified period and answer the complaint.(2) A written order or notice directing that a person appear before a designated court at a stated time and place and answer to a charge against him or her. (3) The document initiates all civil law suits and is referred to as process.

Supersedeas Bond-A bond required of a party who asks to set aside a judgment or execution and from which the other party may be paid if the action is unsuccessful.

Sworn Financial Statement-A written document that contains financial information to include monthly income, expenses, debts, and value of assets.

Temporary Injunction-An automatic Court order in place until the Decree is entered or until further order of the Court. The order prevents the transfer of property, ending of insurance coverage, etc. without the permission of the other person in the case.

Temporary Order-Written paperwork from the Court, short-term, to deal with issues such as spousal maintenance (alimony), child support, or financial responsibilities until the final decree of divorce is made.

Temporary Protection Order (TPO)-Short-term written paperwork from the court granted without notice or hearing. A Temporary Protection Order (TPO) keeps one party from the other until the court can hear more evidence and decide whether to issue a permanent protection order.

Tenants in Common-Property that is owned by two or more people. When one person dies his or her part of the property goes to his or her estate rather than to the remaining co-owners. A probate case may be necessary.

*This is not an exhaustive list.

Trial Courts Glossary of Terms*

Termination (terminated case)-A case in which all outstanding issues have been resolved; a case that has reached final resolution.

Testate-Estate in which the person who died left a will.

Testate Formal- A probate filing. A formal proceeding for adjudication regarding the priority or qualification of one who is an applicant for appointment as personal representative, or of one who previously has been appointed personal representative in informal proceedings, or if an issue concerning the testacy of the decedent is or may be involved (See §15-12-414 C.R.S.).

Testate Informal- A probate filing. An informal probate of will and informal appointment of personal representative.

Testator-The person who makes a will.

Testimony-The statements made by a witness, under oath, usually related to a legal proceeding; evidence given by a witness under oath or affirmation, as distinguished from evidence from writing and other sources.

Tort-An injury or wrong committed, with or without force, against someone or their property.

Transcript of Judgment-A one-page document from the Court that gives the name of the Judgment Debtor (person or company who owes money), Judgment Creditor (the person or company who is owed money) and the date and amount of the judgment.

Transferable on Death (TOD)-Naming beneficiaries to receive your money and property when you die without filing a probate case.

Traverse-A denial; where a Defendant denies any important claim of fact in the Plaintiff's statement.

Trust-Property given to a trustee to manage for the benefit of another person. Generally, the beneficiary gets interest and dividends on the trust assets for a set number of years.

Trustee-Person or group that supervises and manages a trust.

Uniform Veterans Guardianship-Act: A type of probate filing, commonly referred to as a UVGA case, which applies to beneficiaries of monies from the Veteran's Administration. The word guardian and guardianship is used but in essence this is a conservatorship and essentially treated as a conservatorship.

Valid Claim-A grievance that can be resolved by legal action.

Verdict-The opinion rendered by a jury, or a judge where there is no jury, on a question of fact. A verdict differs from a judgment in that a verdict is not a judicial determination, but is a finding of fact.

*This is not an exhaustive list.

Trial Courts Glossary of Terms*

Vicarious Liability-When one person is liable for the negligent actions of another person, even though the first person was not directly responsible for the injury. For instance, a parent sometimes can be vicariously liable for the harmful acts of a child and an employer sometimes can be vicariously liable for the acts of a worker.

Victim-Any person aggrieved by the conduct of an offender. For a complete listing of who may be considered a victim, please see Section 18-1.3-602(4) of the Colorado Revised Statutes.

Wage execution-The act of taking a person's wages to satisfy a judgment. Also known as garnishment.

Waiver-The intentional and voluntary relinquishment of a legal right.

Waiver of Service-A voluntary acceptance of service by the Respondent giving up his or her right to proof of service or service of future court documents or notices of hearings from the Petitioner.

Warrant-An order issued by the court ordering any peace officer to arrest the person named or described in the order.

Warrantless Arrest-An arrest of a person without a warrant. It is generally permissible if the arresting officer has reasonable grounds to believe that the person has committed a felony or if the person has committed a misdemeanor amounting to a breach of the peace.

Witness-One who testifies under oath as to what she/he has seen, heard or otherwise observed.

Writ-An order issued from a court requiring the performance of a specified act or giving authority to have it done.

Writ of Attachment-A writ used to enforce obedience to an order or judgment of the court by taking property.

Writ of Certiorari-An order by the appellate court that is used when the court has discretion on whether or not to hear an appeal. If the writ is denied, the court refused to hear the appeal and, in effect, the judgment below stands unchanged. If the writ is granted, then it has the effect of ordering the lower court to certify the record and send it up to the higher court that will use its discretion to hear the case.

Writ of Execution-An order from the court to put in force the judgment or decree of a court by taking property of the person who owes money to pay a debt.

Writ of Habeas Corpus- Plaintiff claims that he or she has been illegally confined.

*This is not an exhaustive list.